LONGHORN ARMY AMMUNITION PLANT KARNACK, TEXAS

ADMINISTRATIVE RECORD

Volume 28

2022

Bate Stamp Numbers
01123608 – 01125637

Prepared for

Department of the Army
Longhorn Army Ammunition Plant

1976–2022

LONGHORN ARMY AMMUNITION PLANT
KARNACK, TEXAS
ADMINISTRATIVE RECORD – CHRONOLOGICAL INDEX

VOLUME 28

2022

A. Title: Minutes – Final Monthly Managers' Meeting, Longhorn Army Ammunition Plant, September 21, 2022
Author(s): Department of the Army
Recipient: All Parties
Date: October 17, 2022
Bate Stamp: 01123608 – 01123625

B. Title: Report – Final Pre-Design Investigation Report, LHAAP-29 Former TNT Production Area Group 2, Longhorn Army Ammunition Plant, Karnack, Texas
Author(s): Department of the Army
Recipient: U.S. Environmental Protection Agency and Texas Commission on Environmental Quality
Date: November 8, 2022
Bate Stamp: 01123626 – 01125637

Subject: **Final Monthly Managers' Meeting (MMM), Longhorn Army Ammunition Plant (LHAAP)**
Location of Meeting: **WebEx Conference Call**
Date of Meeting: **21 September 2022 – 10:00 AM Central Daylight Time (CDT)**

Attendees:

Army BRAC:	Rose M. Zeiler (RMZ)
USEPA:	Brian Follin (BF); Tim Bartos with United States Geological Survey (USGS) in support of the USEPA
USAEC:	Lena Sierocinski
TCEQ:	April Palmie (ABP)
USACE:	Aaron Williams (AW)
USFWS:	Paul Bruckwicki (PB)
Bhate:	Kim Nemmers (KN) and Zachary Beck (ZB)
APTIM:	William Foss (WF) and Praveen Srivastav (PS)
HDR:	Philip Werner (PW) and Amita Patel (AP)

Defense Environmental Restoration Program (DERP) Performance-Based Remediation Update

Groundwater Treatment Plant (GWTP) – ZB said that the Site LHAAP-17 groundwater extraction system was started up on 5 August 2022.

ZB said that groundwater from LHAAP-17 is pumped to the GWTP for treatment. ZB explained that an apparent blockage has been identified in the pre-treatment process of the GWTP in Tanks 200A, 200B, and 200C. ZB said that the blockage is restricting flow and preventing the GWTP from operating properly. ZB said that Tanks 200A, 200B, and 200C were drained on 13 September 2022, and the tanks were inspected. ZB said the inspection did not identify the exact location of the blockage, but determined the blockage was not within the tanks but likely in the 10-inch steel piping that runs between the tanks. ZB explained that the 10-inch steel pipes are 15 feet overhead. He explained that equipment to safely remove and repair the piping will be required. ZB said an evaluation is ongoing to determine the next step in acquiring a crane or scaffolding that will allow safe access to the work area. In the interim, the tanks have been refilled and the GWTP has resumed operation as normal with the restricted groundwater flow. ZB also explained how the tanks contained four feet of sediment, which has been removed. ZB said that the motors for the mixers were going to be replaced to address the sediment buildup. BF asked if there is a leak associated with the blockage that is a concern. ZB explained that there is a leak at Tank 200A due to the blockage, and that the water from the leakage is contained in the secondary containment and pumped back into Tank TK-140, which is the influent equalization tank. ZB explained that, through this process, the leaking water does not leave the secondary containment, but creates additional volume that is treated in the GWTP each month. ZB said that outside of the blockage that the fluidized bed reactor (FBR) is operating properly.

ZB explained that there are currently two perchlorate effluent samples collected weekly, one after the FBR treatment and a second one after the first ion exchange vessel to ensure discharged effluent is in compliance. ZB stated that the latest effluent samples collected on 30 August 2022 were non detect for perchlorate. KN said that the ion exchange treatment is not required when effluent discharges to the bayou but is being done as a backup measure. KN presented the GWTP weekly perchlorate effluent and monthly perchlorate influent results. KN said after LHAAP-17 was integrated into the GWTP that an uptick in the influent perchlorate concentrations was observed. KN explained that prior to LHAAP-17 being brought online on 5 August 2022, GWTP influent perchlorate detections

were consistently around 9,000 parts per billion. However, on 24 August 2022 with the addition of water from LHAAP-17 GWTP influent perchlorate was detected at nearly 15,000 parts per billion.

Field Work – KN said that no sampling is occurring this month. KN stated that groundwater sampling was planned for October 2022 at LHAAP-50 and LHAAP-17.

KN asked everyone to refer to the Document and Issues (DI) Tracking Table dated 21 September 2022.

- **Task 1** (Project Management) – KN said that the August 2022 Monthly Manager's Meeting (MMM) minutes were issued Final. KN said that the next RAB is scheduled for 16 November 2022. KN said that the November 2022 RAB meeting agenda and slides will be prepared in October 2022.
- **Task 4** (LHAAP-04) – WF stated that the Year 3 2nd semiannual Remedial Action-Operation (RA-O) Sampling Event was completed in August 2022 and presented the validated data package. WF said the analytical results continue to show all wells with no perchlorate detected. WF said that the dissolved oxygen (DO) and oxidation-reduction potential (ORP) have gone back into more reducing conditions than observed in the last semiannual event. WF said that, once the DO and ORP return to the baseline aerobic conditions, the site can be evaluated for closure. RMZ asked if we are seeing a regression with the DO and ORP. WF explained that the changes to DO and ORP may be due to the dry conditions observed with a lack of recharge contributing to the reducing conditions. WF said that the Year 2 Annual RA-O Report has been approved by Texas Commission on Environmental Quality (TCEQ) and the United States Environmental Protection Agency (USEPA), and the Year 3 Annual RA-O Report will be prepared with an estimated delivery at the end of 2022.
- **Task 5** (LHAAP-12) – WF said the Draft Final 2021 Annual RA-O Report has been approved by TCEQ and USEPA. WF said that the 2022 annual sampling event is upcoming in December 2022.
- **Task 6** (LHAAP-16) – WF said that the Year 3 1st Semiannual RA-O Sampling Event was completed in June/July 2022. WF said that the Year 3 1st Semiannual RA-O Sampling Event validated data package will be presented in the October 2022 MMM. WF said that the Year 2 RA-O Report is in progress with estimated delivery to the Regulators in early October.
- **Task 9** (LHAAP-37) – WF said that the Year 5 RA-O Report is being prepared and will be submitted in September 2022 to USACE.
- **Task 10** (LHAAP-46) – WF said that the Year 8 RA-O Report is in progress and will be submitted in September 2022 to USACE.
- **Task 11** (LHAAP-50) **–** WF said that the Year 8 RA-O Report is in progress and will be submitted in October 2022 to the Regulators. WF said that the next sampling event will occur in October 2022.
- **Task 12** (LHAAP-58) – KN stated that the Year 8 LHAAP-58 Report was being prepared with an anticipated submittal in November 2022 to the Regulators.
- **Task 13** (LHAAP-67) – WF stated that the Year 8 Annual RA-O Report is final. WF said that the next sampling event is scheduled for November 2022.
- **Task 14** (LHAAP-001-R-01 and LHAAP-003-R-01) – KN said that land use control (LUC) inspections at LHAAP-001-R-01 and LHAAP-003-R-01 will be completed upon repairs to the tractor. KN explained that the tractor repairs will allow us to mow, and then Bhate can take photos and complete the LUC inspections. KN said that the Annual LUC Report will be submitted in November 2022 to the Regulators (pending tractor repairs).

- **Task 16** (GWTP) **–** ZB said that the 2nd Quarter 2022 GWTP Report was submitted for regulatory review on 15 September 2022. ZB explained that along with the 2nd Quarter Report, changed pages to the 1st Quarter GWTP were issued, based on comments received from TCEQ. ZB explained that the full set of responses to both the TCEQ and USEPA comments on the 1st Quarter 2022 GWTP Report are addressed with the 2nd Quarter 2022 GWTP Report. ZB said that upon approval of the 1st Quarter GWTP changed pages then full pdf will be updated for TCEQ and USEPA records on the Shared Portal. WF said that the 1st Quarter GWTP Report will be included in the April – June 2022 Administrative Record (AR). ABP stated that review of the 1st Quarter GWTP changed pages is a priority and will get a response back as soon as possible. Everyone agreed that the process outlined by ZB was acceptable.
- **Task 17** (LHAAP-18/24) – KN said that the 1st semiannual sampling event was completed in August 2022 and the validated data package will be presented at the October 2022 MMM. KN said that the August 2022 data will be presented in the 3rd Quarter GWTP Report.
- **Task 18** (Surface Water) – KN said that the 3rd Quarter 2022 surface water samples were collected in August 2022 and the validated data package will be presented at the October 2022 MMM. KN said the 4th Quarter 2022 surface water sampling will be completed in October 2022 or as soon as able.
- **Task 19** (2022 LUC Management Plan) – KN said that the LUC Management Plan would be updated started in September 2022. KN said that the LHAAP-47 ROD will be included in the LUC Management Plan update.
- **Administrative Record (AR) –**WF said that the list has been compiled for the April – June 2022 AR and anticipates that printing will be completed in October 2022.

Update on other DERP Sites:

- **LHAAP 18/24 –** PW stated that the 60-percent Remedial Design (RD) was submitted to the TCEQ and USEPA on 25 August 2022. AP stated that a 30-day extension was requested with the Regulator comments due 17 October 2022.
- **LHAAP-29** – PW said that the Draft Final Pre-Design Investigation (PDI) Report was submitted for regulatory review on 16 September 2022. PW stated that comments on the 30-percent design have been received from TCEQ and USEPA. PW said that responses are being prepared and that revisions will be addressed with the 60-percent RD. PW said that the 60-percent RD will be submitted to the Regulators in November 2022.
- **LHAAP-47** – PW said that the Final Record of Decision (ROD) is being placed into the AR. PW stated HDR is waiting on receipt of the Marshall News Messenger affidavit of publication and once received this task will be complete.
- **LHAAP-17** – ZB said that the Remedial Action Completion Report (RACR) was in progress and planned for submittal in October 2022. RMZ clarified that the Time Critical Removal Action (TCRA) Completion Report would be appended to the Draft Interim RACR. ZB said that the groundwater extraction system was started up on 5 August 2022. ZB said that for 6 months, monthly perchlorate performance monitoring will be performed at five wells. ZB said that first monthly performance monitoring began on 30 August 2022. The August 2022 monthly performance monitoring validated data package will be presented at the October 2022 MMM. BF asked if the LUC are separate from the ROD. RMZ suggested further discussion, but said that the LUC and Munitions and Explosives of Concern (MEC) notices would be part of the Final RACR.

Community Relations Plan:

RMZ stated that USACE is beginning the Community Relations Plan Update. BF stated that how USEPA handles community relations is changing and suggested an offline call to discuss. RMZ has

a list of RAB attendees, but that getting public involvement is difficult. KN offered to provide information regarding churches that were no longer operating and where the flyers are now placed to assist in the review of public involvement.

Per- and Polyfluoroalkyl Substance (PFAS) Update: RMZ said that USACE will provide a courtesy copy of the PFAS UFP-QAPP.

Transfer Update: RMZ stated that the Army is nearly done with the Environmental Condition of Property (ECP) for the transfer.

Schedule Next Managers' Meeting: The next MMM will be held on Wednesday, 19 October 2022 at 10:00 am CDT via WebEx.

Action Items:

1. Army to provide a courtesy copy of the PFAS UFP-QAPP to TCEQ and USEPA.
2. Bhate to provide USACE a list of churches and places of business of where flyers are placed to notify the public of upcoming RAB meetings.
3. Army to provide USEPA and TCEQ an interview list for the community relations plan.

Meeting concluded at approximately 10:59 am CDT.

ACRONYM LIST

AP	Amita Patel
ABP	April Palmie
APTIM	APTIM Federal Services, LLC
AR	Administrative Record
AW	Aaron Williams
BF	Brian Follin
Bhate	Bhate Environmental Associates, Inc.
BRAC	Base Realignment and Closure
CDT	Central Daylight Time
DERP	Defense Environmental Restoration Program
DI	Documents and Issues
DO	Dissolved Oxygen
ECP	Environmental Condition of Property
FBR	Fluidized Bed Reactor
GWTP	Groundwater Treatment Plant
LHAAP	Longhorn Army Ammunition Plant
LUC	Land Use Control
MEC	Munitions and Explosives of Concern
MMM	Monthly Managers' Meeting
ORP	Oxidation-Reduction Potential
PDI	Pre-Design Investigation
PFAS	Per- and Polyfluoroalkyl Substance
QAPP	Quality Assurance Project Plan
RAB	Restoration Advisory Board
RACR	Remedial Action Completion Report
RA-O	Remedial Action – Operation
RD	Remedial Design
RMZ	Rose M. Zeiler
ROD	Record of Decision
TCEQ	Texas Commission on Environmental Quality
TCRA	Time Critical Removal Action
USACE	United States Army Corps of Engineers
USEPA	United States Environmental Protection Agency
USGS	United States Geological Survey
WF	William (Bill) Foss
ZB	Zachary Beck

LHAAP Validated Data
September Monthly Managers Meeting

GWTP Effluent	*Weekly Perchlorate Sampling –August 2022* Perchlorate (6850)
GWTP Effluent	*Weekly, Bi-Weekly, and Monthly Sampling – August 2022* Ammonia (350.3) Ortho-Phosphate (365.3) Total Organic Carbon (415.1) VOC (8260C) Metals (6020A) Hexavalent Chromium (7196A) 1,4-Dioxane (8270D-SIM) Anions (9056)
GWTP Influent	*Monthly Sampling – August 2022* Metals (6020A) Perchlorate (6850) Hexavalent Chromium (7196A)
GWTP Quarterly	*Influent and Effluent – August 2022* Oil and Grease (1664A) Perchlorate (6850) Metals (6020A/7470A) 1,4-Dioxane (8270D-SIM) Chemical Oxygen Demand (410.4) VOC (8260C) Anions (9056A)
LHAAP-04	*Remedial Performance Monitoring (Year 3, Semiannual #2)-August 2022* Perchlorate (EPA 6850) Field Measurements (Dissolved Oxygen, Oxidation Reduction Potential, and pH)

GWTP Weekly/Effluent Perchlorate Sampling - August 2022

Location ID: Sample Date:	Units	Daily Maximum Conc	PCL	LH18/24-SP650_080222_BIX 8/2/22	LH18/24-SP650_080222_AIX 8/2/22	LH18/24-SP650_080922_BIX 8/9/22	LH18/24-SP650_080922_AIX 8/9/22	LH18/24-SP650_080922_AIX 8/9/22	LH18/24-SP650_081622_BIX 8/16/22	LH18/24-SP650_081622_AIX 8/16/22	LH18/24-SP650_082422_BIX 8/24/22	LH18/24-SP650_082422_AIX 8/24/22	LH18/24-SP650_082422 8/24/22	LH18/24-SP650_083022_BIX 8/30/22	LH18/24-SP650_083022_AIX 8/30/22
Location Description															
				Weekly	Weekly	Weekly	Weekly	Monthly EFF	Weekly	Weekly	Weekly	Weekly	Quarterly EFF	Weekly	Weekly
Perchlorate (6850)															
Perchlorate	µg/L	589	17	**0.909**	**0.0287 J**	**31.3**	**1.99**	**1.98**	**48.8**	**0.206**	**11.4**	**0.626**	**0.672**	< 0.0500 U	< 0.0500 U

µg/L - micrograms per liter

BIX - before ion exchange/AIX - after ion exchange

U- Undetected: The analyte was analyzed for, but not detected and reported to the limit of detection.

J - estimated value between the detection limit and limit of quantitation

GWTP Weekly Sampling - August 2022

Location ID: Sample Date:	Units	Daily Maximum Conc	LH18/24-SP650_080222 8/2/22	LH18/24-SP650_080922 8/9/22	LH18/24-SP650_ 8/16/22	LH18/24-SP650_082422 8/24/22	LH18/24-SP650_083022 8/30/22
Location Description			**GWTP–Collected from a spigot on the discharge of effluent TK-650. Sampled Weekly.**				
Ammonia as N (350.3)							
Ammonia as N	mg/L	NV	**18**	**17**	**1.9**	**16**	**18**
Ortho-Phosphate (365.3)							
Ortho-Phosphate	mg/L	NV	**6.98**	**4.5**	**3.91**	**4.74**	**2.98**
Organic Carbon (415.1)							
Total Organic Carbon (TOC)	mg/L	NV	**17.4**	**7.06**	**9.9**	**6.32**	**12.1**

mg/L - milligrams per liter

NV - No Value

GWTP Bi-Weekly Sampling - August 2022

Location ID: Sample Date:	Units	(Bayou) Daily Maximum Conc	(INF pond) MCL	LH18/24-SP650_080222 8/2/22	LH18/24-SP650_081622 8/16/22	LH18/24-SP650_083022 8/30/22
Location Description				**GWTP – Collected from a spigot on the discharge of effluent TK-650. Sampled Biweekly.**		
Volatile Organic Compounds (8260C)						
1,1,1-Trichloroethane	µg/L	7,230	200	< 0.50 U	< 0.50 U	< 0.50 U
1,1,2-Trichloroethane	µg/L	216.9	5	< 1.0 U	< 1.0 U	< 1.0 U
1,1-Dichloroethane	µg/L	14,032	NV	< 0.50 U	< 0.50 U	< 0.50 U
1,1-Dichloroethene	µg/L	253	7	< 0.50 U	< 0.50 U	< 0.50 U
1,2-Dichloroethane	µg/L	181	5	< 0.50 U	< 0.50 U	< 0.50 U
1,2-Dichloropropane	µg/L	5	5	< 1.0 U	< 1.0 U	< 1.0 U
Acetone	µg/L	2,395	NV	< 2.0 U	< 2.0 U	**15**
Benzene	µg/L	181	5	< 0.50 U	< 0.50 U	< 0.50 U
Carbon tetrachloride	µg/L	181	5	< 1.0 U	< 1.0 U	< 1.0 U
Chlorobenzene	µg/L	47,180	100	< 1.0 U	< 1.0 U	< 1.0 U
Chloroform	µg/L	3,615	NV	< 0.50 U	< 0.50 U	< 0.50 U
cis-1,2-Dichloroethene	µg/L	NV	70	**3.3**	**3.3**	**2.5**
Ethylbenzene	µg/L	57,025	700	< 1.0 U	< 1.0 U	< 1.0 U
m,p-Xylene	µg/L	83.6	NV	< 1.0 U	< 1.0 U	< 1.0 U
Methylene chloride	µg/L	1,699	5	< 1.0 U	< 1.0 U	< 2.0 U
o-Xylene	µg/L	83.6	NV	< 1.0 U	< 1.0 U	< 1.0 U
Styrene	µg/L	5,987	100	< 1.0 U	< 1.0 U	< 1.0 U
Tetrachloroethene	µg/L	180.7	5	< 1.0 U	< 1.0 U	< 1.0 U
Toluene	µg/L	4,189	10	< 0.50 U	< 0.50 U	< 0.50 U
Trichloroethene	µg/L	181	5	< 0.50 U	< 0.50 U	< 0.50 U
Vinyl chloride	µg/L	72	2	< 0.50 U	< 0.50 U	< 0.50 U
Anions (9056)						
Chloride	mg/L	NV	NV	**1,040**	**1,270**	**1,100**
Sulfate	mg/L	NV	NV	**22.0**	**29.8**	**35.6**

µg/L - micrograms per liter

mg/L - milligrams per liter

U- Undetected: The analyte was analyzed for, but not detected and reported to the limit of detection.

NV - No Value

GWTP Monthly Effluent Sampling - August 2022

Location ID: Sample Date:	Units	Daily Maximum Conc	(INF pond) MCL	LH18/24-SP650_080922 8/9/22
Location Description				GWTP – Collected from a spigot on the discharge of effluent TK-650. Sampled monthly
Volatile Organic Compounds (8260C)				
1,1,1-Trichloroethane	µg/L	7,230	200	< 0.50 U
1,1,2-Trichloroethane	µg/L	216.9	5	< 1.0 U
1,1-Dichloroethane	µg/L	14,032	NV	< 0.50 U
1,1-Dichloroethene	µg/L	253	7	< 0.50 U
1,2-Dichloroethane	µg/L	181	5	< 0.50 U
1,2-Dichloropropane	µg/L	5	5	< 1.0 U
Acetone	µg/L	2,395	NV	< 2.0 U
Benzene	µg/L	181	5	< 0.50 U
Carbon tetrachloride	µg/L	181	5	< 1.0 U
Chlorobenzene	µg/L	47,180	100	< 1.0 U
Chloroform	µg/L	3,615	NV	< 0.50 U
cis-1,2-dichloroethene	µg/L	NV	70	**3.2**
Ethylbenzene	µg/L	57,025	700	< 1.0 U
m,p-Xylene	µg/L	83.6	NV	< 1.0 U
Methylene chloride	µg/L	1,699	5	< 2.0 U
o-Xylene	µg/L	83.6	NV	< 1.0 U
Styrene	µg/L	5,987	100	< 1.0 U
Tetrachloroethene	µg/L	180.7	5	< 1.0 U
Toluene	µg/L	4,189	10	< 0.50 U
Trichloroethene	µg/L	181	5	< 0.50 U
Vinyl chloride	µg/L	72	2	< 0.50 U
Metals (6020A)				
Barium	mg/L	2	2	**0.355**
Lead	mg/L	0.0046	0.015	< 0.00125 U
Selenium	mg/L	0.012	0.05	< 0.00250 U
Silver	mg/L	0.003	0.1	< 0.000500 UJ
Hexavalent Chromium (7196A)				
Hexavalent Chromium	mg/L	0.1244	NV	< 0.00600 UJ
Semi-Volatile Organic Compounds (8270D SIM)				
1,4-Dioxane	µg/L	134.2	NV	**36**

µg/L - micrograms per liter

mg/L - milligrams per liter

U- Undetected: The analyte was analyzed for, but not detected and reported to the limit of detection.

NV - no value

UJ - estimated non-detect due to quality control discrepancies

GWTP Monthly Influent Sampling - August 2022

Location ID: Sample Date:	Units	LH18/24-SP140_080922 8/9/22
Location Description		**GWTP – Collected from a spigot on the influent to TK-140. Sampled Monthly.**
Metals (6020A)		
Selenium	mg/L	< 0.00250 U
Silver	mg/L	< 0.000500 U
Hexavalent Chromium (7196A)		
Hexavalent Chromium	mg/L	< 0.00600 U
Perchlorate (6850)		
Perchlorate	µg/L	**14,700**

mg/L - milligrams per liter

µg/L - micrograms per liter

U- Undetected: The analyte was analyzed for, but not detected and reported to the limit of detection.

GWTP Quarterly Influent Sampling - August 2022

Location ID: Sample Date:	Units	LH18/24-SP140_082422 8/24/22
Location Description		**GWTP – Collected from a spigot on the influent to TK-140. Sampled Quarterly.**
Oil and Grease (1664A)		
Oil & Grease	mg/L	< 1.00 U
Chemical Oxygen Demand (410.4)		
Chemical Oxygen Demand	mg/L	**13.0 J**
Perchlorate (6850)		
Perchlorate	µg/L	**12,700**
Volatile Organic Compounds (8260C)		
1,1,1,2-Tetrachloroethane	µg/L	< 5.0 U
1,1,1-Trichloroethane	µg/L	< 2.5 U
1,1,2,2-Tetrachloroethane	µg/L	< 5.0 U
1,1,2-Trichloroethane	µg/L	< 5.0 U
1,1-Dichloroethane	µg/L	**2.3 J**
1,1-Dichloroethene	µg/L	< 2.5 U
1,1-Dichloropropene	µg/L	< 5.0 U
1,2,3-Trichlorobenzene	µg/L	< 5.0 U
1,2,3-Trichloropropane	µg/L	< 5.0 U
1,2,4-Trichlorobenzene	µg/L	< 5.0 U
1,2,4-Trimethylbenzene	µg/L	< 5.0 U
1,2-Dibromo-3-chloropropane	µg/L	< 5.0 U
1,2-Dibromoethane	µg/L	< 2.5 U
1,2-Dichlorobenzene	µg/L	< 5.0 U
1,2-Dichloroethane	µg/L	**11**
1,2-Dichloropropane	µg/L	< 5.0 U
1,3,5-Trimethylbenzene	µg/L	< 5.0 U
1,3-Dichlorobenzene	µg/L	< 5.0 U
1,3-Dichloropropane	µg/L	< 5.0 U
1,4-Dichlorobenzene	µg/L	< 5.0 U
2,2-Dichloropropane	µg/L	< 2.5 U
2-Butanone	µg/L	< 5.0 U
2-Chlorotoluene	µg/L	< 5.0 U
2-Hexanone	µg/L	< 10 U
4-Chlorotoluene	µg/L	< 5.0 U
4-Isopropyltoluene	µg/L	< 5.0 U
4-Methyl-2-pentanone	µg/L	< 10 U
Acetone	µg/L	< 10 U
Benzene	µg/L	< 2.5 U
Bromobenzene	µg/L	< 5.0 U
Bromochloromethane	µg/L	< 2.5 U
Bromodichloromethane	µg/L	< 2.5 U

Bromoform	µg/L	< 5.0 U
Bromomethane	µg/L	< 5.0 U
Carbon disulfide	µg/L	< 10 U
Carbon tetrachloride	µg/L	< 5.0 U
Chlorobenzene	µg/L	< 5.0 U
Chloroethane	µg/L	< 5.0 U
Chloroform	µg/L	< 2.5 U
Chloromethane	µg/L	< 2.5 U
cis-1,2-Dichloroethene	µg/L	**820**
cis-1,3-Dichloropropene	µg/L	< 2.5 U
Dibromochloromethane	µg/L	< 5.0 U
Dibromomethane	µg/L	< 2.5 U
Dichlorodifluoromethane	µg/L	< 5.0 U
Ethylbenzene	µg/L	< 5.0 U
Hexachlorobutadiene	µg/L	< 5.0 U
Isopropylbenzene	µg/L	< 5.0 U
m,p-Xylene	µg/L	< 5.0 U
Methylene chloride	µg/L	< 10 U
Naphthalene	µg/L	< 5.0 U
n-Butylbenzene	µg/L	< 5.0 U
n-Propylbenzene	µg/L	< 5.0 U
o-Xylene	µg/L	< 5.0 U
sec-Butylbenzene	µg/L	< 5.0 U
Styrene	µg/L	< 5.0 U
tert-Butylbenzene	µg/L	< 5.0 U
Tetrachloroethene	µg/L	**7.0**
Toluene	µg/L	< 2.5 U
trans-1,2-Dichloroethene	µg/L	< 2.5 U
trans-1,3-Dichloropropene	µg/L	< 2.5 U
Trichloroethene	µg/L	**1,100**
Trichlorofluoromethane	µg/L	< 5.0 U
Vinyl chloride	µg/L	**55**
Metals (6020A)		
Aluminum	mg/L	**0.0639**
Antimony	mg/L	**0.00183 J**
Arsenic	mg/L	**0.00122 J**
Barium	mg/L	**0.305**
Beryllium	mg/L	< 0.000500 U
Cadmium	mg/L	**0.000298 J**
Calcium	mg/L	**27.0**
Chromium	mg/L	0.00214 UB
Cobalt	mg/L	**0.00207 J**
Iron	mg/L	**0.227**
Lead	mg/L	**0.000674 J**
Magnesium	mg/L	**20.7**
Manganese	mg/L	**0.187**

Nickel	mg/L	**0.00846**
Potassium	mg/L	**1.54**
Selenium	mg/L	< 0.00250 U
Silver	mg/L	< 0.000500 U
Sodium	mg/L	**232**
Thallium	mg/L	< 0.000500 U
Vanadium	mg/L	**0.00100 J**
Zinc	mg/L	**0.302**
Mercury	mg/L	< 0.00005 U
Anions (9056)		
Chloride	mg/L	**325**
Sulfate	mg/L	**32.3**
Semi-Volatile Organic Compounds (8270D SIM)		
1,4-Dioxane	µg/L	**13**

µg/L - micrograms per liter

mg/L - milligrams per liter

J -estimated value between the detection limit and limit of quantitation and/or due to quality contol issues

U- Undetected: The analyte was analyzed for, but not detected and reported to the limit of detection.

UB - considered an artifact of blank contamination

GWTP Quarterly Effluent Sampling - August 2022

Location ID: Sample Date:	Units	Daily Maximum Conc	(INF pond) MCL	LH18/24-SP650_082422 8/24/22
Location Description				GWTP – Collected from a spigot on the discharge of effluent TK-650. Sampled quarterly
Oil and Grease (1664A)				
Oil & Grease	mg/L	15	NV	< 1.00 U
Chemical Oxygen Demand (410.4)				
Chemical Oxygen Demand	mg/L	200	NV	**36.0**
Volatile Organic Compounds (8260C)				
1,1,1-Trichloroethane	µg/L	7,230	200	< 0.50 U
1,1,2-Trichloroethane	µg/L	216.9	5	< 1.0 U
1,1-Dichloroethane	µg/L	14,032	NV	< 0.50 U
1,1-Dichloroethene	µg/L	253	7	< 0.50 U
1,2-Dichloroethane	µg/L	181	5	< 0.50 U
1,2-Dichloropropane	µg/L	5	5	< 1.0 U
Acetone	µg/L	2,395	NV	< 2.0 U
Benzene	µg/L	181	5	< 0.50 U
Carbon tetrachloride	µg/L	181	5	< 1.0 U
Chlorobenzene	µg/L	47,180	100	< 1.0 U
Chloroform	µg/L	3,615	NV	< 0.50 U
cis-1,2-dichloroethene	mg/L	NV	70	**3.1**
Ethylbenzene	µg/L	57,025	700	< 1.0 U
m,p-Xylene	µg/L	83.6	NV	< 1.0 U
Methylene chloride	µg/L	1,699	5	< 2.0 U
o-Xylene	µg/L	83.6	NV	< 1.0 U
Styrene	µg/L	5,987	100	< 1.0 U
Tetrachloroethene	µg/L	180.7	5	< 1.0 U
Toluene	µg/L	4,189	10	< 0.50 U
Trichloroethene	µg/L	181	5	< 0.50 U
Vinyl chloride	µg/L	72	2	< 0.50 U
Metals (6020A)				
Aluminum	mg/L	1.644	NV	0.0139 UB
Antimony	mg/L	NV	0.006	< 0.00125 U
Arsenic	mg/L	0.722	0.01	**0.000455 J**
Barium	mg/L	2	2	**0.358**
Beryllium	mg/L	NV	0.004	< 0.000500 U
Cadmium	mg/L	0.0034	0.005	< 0.000500 U
Calcium	mg/L	NV	NV	**16.6**
Chromium	mg/L	0.752	0.1	0.000882 UB
Cobalt	mg/L	11.495	NV	**0.000205 J**
Iron	mg/L	2.395	NV	**0.109 J**
Lead	mg/L	0.0046	0.015	< 0.00125 U
Magnesium	mg/L	NV	NV	**15.3**
Manganese	mg/L	15.494	NV	**0.0672**

Nickel	mg/L	0.184	NV	**0.000878 J**
Potassium	mg/L	NV	NV	**2.57**
Selenium	mg/L	0.012	0.05	< 0.00250 U
Silver	mg/L	0.003	NV	< 0.000500 U
Sodium	mg/L	NV	NV	**817**
Thallium	mg/L	NV	NV	< 0.000500 U
Vanadium	mg/L	3.592	NV	**0.000682 J**
Zinc	mg/L	0.31	NV	**0.0226**
Mercury	mg/L	NV	0.002	< 0.00005 U
Anions (9056)				
Chloride	mg/L	NV	NV	**1,140**
Sulfate	mg/L	NV	NV	**32.0**
Semi-Volatile Organic Compounds (8270D SIM)				
1,4-Dioxane	µg/L	134.2	NV	**18**

µg/L - micrograms per liter

mg/L - milligrams per liter

J - estimated value between the detection limit and limit of quantitation and/or due to quality contol issues

NV - No Value

U- Undetected: The analyte was analyzed for, but not detected and reported to the limit of detection.

UB - considered an artifact of blank contamination

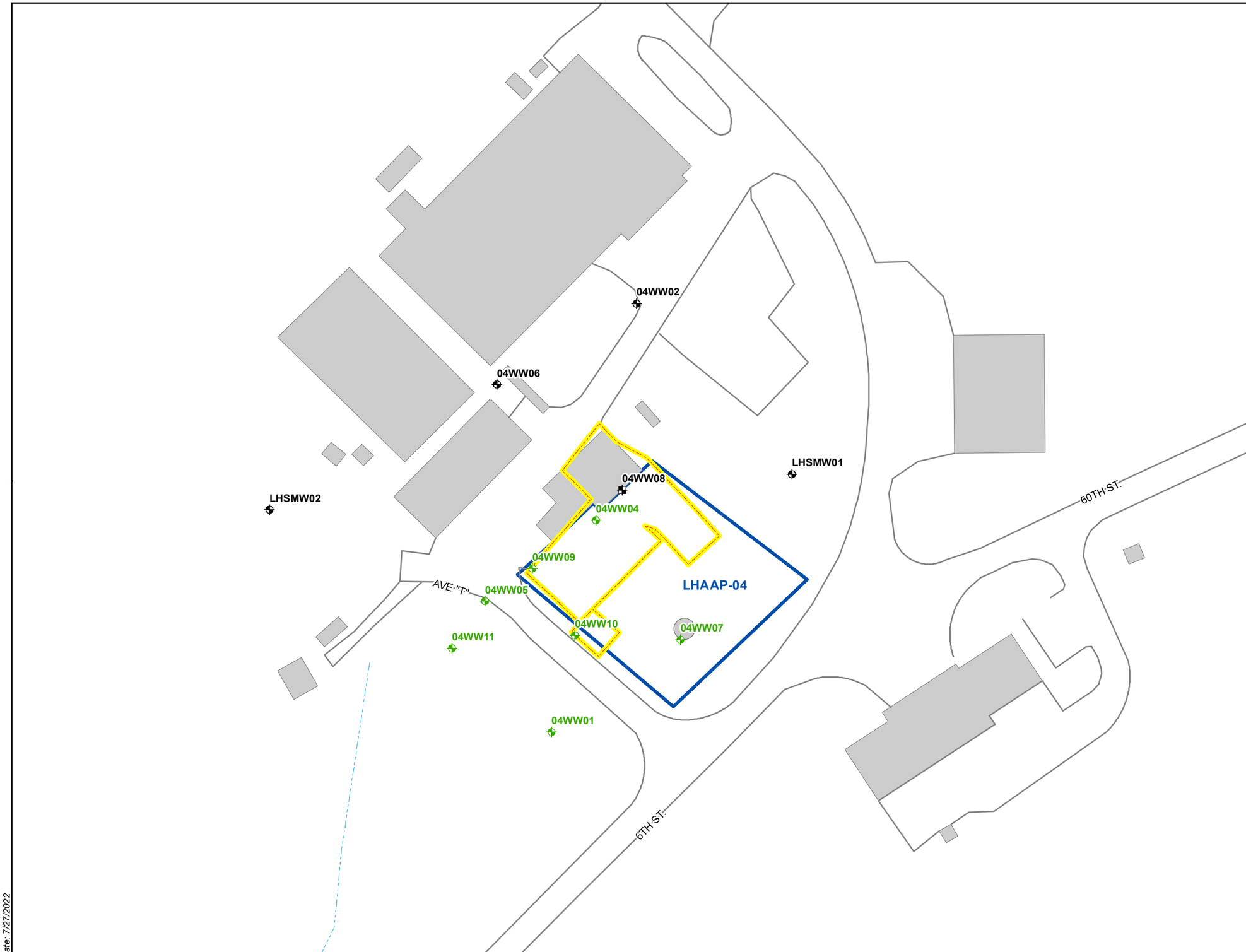

Proposed Shallow Monitoring Network Location

Shallow Well for Elevation Measurement Only

Intermediate Well for Elevation Measurement Only

Limits of Excavation at Surface (*Source: LHAAP-04 Final Completion Report, Shaw, 2011*)

Stream

Road

Building

Site Boundary

Notes:
1. LHAAP = Longhorn Army Ammunition Plant
2. RA-O = Remedial Action Operations

N

0 35 70 Feet

U.S. ARMY CORP OF ENGINEERS
TULSA DISTRICT
TULSA, OKLAHOMA

bhate APTIM

Figure 2-7

Proposed Revised RA-O Monitoring Network
Second Annual RA-O Report
LHAAP-04
LONGHORN ARMY AMMUNITION PLANT
KARNACK, TEXAS

Date: 7/27/2022

Document Path: F:\Projects\Longhorn\LHAAP\Documents\Mxd\LHAAP04\RAO\Year2\LHAAP04_ProposedPerformance Monitoring Network.mxd

LHAAP-04 Remedial Performance Monitoring
Year 3 Semiannual Event #2
(August 2022)

		Location Code	04WW01		04WW04		04WW05				04WW07		04WW09		04WW10		04WW11	
		Sample ID	04WW01-220802		04WW04-220802		04WW05-220802		04WW05-220802-FD		04WW07-220802		04WW09-220802		04WW10-220802		04WW11-220802	
		Sample Date	8/2/2022		8/2/2022		8/2/2022		8/2/2022		8/2/2022		8/2/2022		8/2/2022		8/2/2022	
		Location Description	Shallow Zone, Downgradient of Former Plume Area		Shallow Zone, Within Former Plume Area		Shallow Zone, Within Treatment Area				Shallow Zone, Downgradient of Former Plume Area		Shallow Zone, Within Treatment Area		Shallow Zone, Within Treatment Area		Shallow Zone, Downgradient of Former Plume Area	
Analyte	**Units**	**PCL**	**Result**	**Val Qual**	**Result**	**Val Qual**	**Result**	**Val Qual**	**Result**	**Val Qual**	**Result**	**Val Qual**	**Result**	**Val Qual**	**Result**	**Val Qual**	**Result**	**Val Qual**
Field Measurements																		
Dissolved oxygen	mg/L	NV	0.03		0.03		0.1		0.1		0.31		0.13		0.47		0.21	
Oxidation Reduction Potential	mV	NV	-104		-101		-70		-70		-148		-134		-24		-33	
pH	Std. Units	NV	6.78		6.69		6.86		6.86		6.84		6.74		6.71		7.37	
Perchlorate (EPA 6850)																		
Perchlorate	µg/L	17	< 0.05	U	< 0.05	U	< 0.05	U	< 0.05	U	< 0.05	U	< 0.05	U	< 0.05	U	< 0.05	U

Notes:

J - Estimated: The analyte was positively identified, the quantitation is an estimation due to discrepancies in meeting certain analyte-specific quality control criteria.

U - Undetected: The analyte was analyzed for, but not detected.

< - The analyte was not detected above the concentration shown

PCL – Texas Risk Reduction Program (TRRP) Tier 1 Groundwater Residential Protective Concentration Level

ID - identification

FD - field duplicate

mV - millivolts

Std. Units - standard pH units

mg/L - milligrams per liter

µg/L - micrograms per liter

NV - No value, PCL values are only shown for constituents of concern

Val Qual - validation qualfier

DEPARTMENT OF THE ARMY
LONGHORN ARMY AMMUNITION PLANT
POST OFFICE BOX 220
RATCLIFF, AR 72951

November 8, 2022

DAIN-ODB-LO

Ms. April Palmie
Texas Commission on Environmental Quality Superfund Section – MC-136
Remediation Division
12100 Park 35 Circle, Bldg D
Austin, TX 78753

Re: Final Pre-Design Investigation Report, LHAAP-29 Former TNT Production Area Group 2, Longhorn Army Ammunition Plant, Karnack, Texas

Dear Ms. Palmie,

An electronic copy of the above-referenced document is being transmitted to you for your records. The document includes revisions based upon the Texas Commission on Environmental Quality (TCEQ) and Environmental Protection Agency's (EPA) comments on the Draft, received August 12, 2022 and August 23, 2022, respectively, and comments on the Draft Final from TCEQ received October 17, 2022.

The document was prepared by HDR Environmental, Operations and Construction, Inc. (HDR) on behalf of the Army as part of HDR's contract for the facility. I ask that Phil Werner, HDR's Project Manager, be copied on any communications related to the project.

The point of contact for this action is the undersigned. I may be contacted at 571-403-3232, or by email at rose.m.zeiler.ctr@army.mil.

Sincerely,

Rose M. Zeiler, Ph.D.
Longhorn AAP Site Manager

Copies furnished:
B. Follin, USEPA Region 6, Dallas, TX (1 electronic only)
P. Bruckwicki, Caddo Lake NWR, TX (1 hard copy, 1 CD)
A. Williams, USACE, Tulsa District, OK (1 electronic only)
C. Montoya, USAE, Tulsa District OK (1 electronic only)
M. Bowlby, USAEC, San Antonio, TX (1 electronic only)
L. Sierocinski, USAEC, San Antonio, TX (1 electronic only)

DEPARTMENT OF THE ARMY
LONGHORN ARMY AMMUNITION PLANT
POST OFFICE BOX 220
RATCLIFF, AR 72951

November 8, 2022

DAIN-ODB-LO

Mr. Brian Follin
U.S. Environmental Protection Agency
Federal Facilities Section R6
1201 Elm Street, Suite 500
Dallas, TX 75202-2102

Re: Final Pre-Design Investigation Report, LHAAP-29 Former TNT Production Area Group 2, Longhorn Army Ammunition Plant, Karnack, Texas

Dear Mr. Follin,

An electronic copy of the above-referenced document is being transmitted to you for your records. The document includes revisions based upon the Texas Commission on Environmental Quality (TCEQ) and Environmental Protection Agency's (EPA) comments on the Draft, received August 12, 2022 and August 23, 2022, respectively, and comments on the Draft Final from TCEQ received October 17, 2022.

The document was prepared by HDR Environmental, Operations and Construction, Inc. (HDR) on behalf of the Army as part of HDR's contract for the facility. I ask that Phil Werner, HDR's Project Manager, be copied on any communications related to the project.

The point of contact for this action is the undersigned. I may be contacted at 571-403-3232, or by email at rose.m.zeiler.ctr@army.mil.

Sincerely,

Rose M. Zeiler, Ph.D.
Longhorn AAP Site Manager

Copies furnished:
A. Palmie, TCEQ, Austin, TX (1 electronic only)
P. Bruckwicki, Caddo Lake NWR, TX (1 hard copy, 1 CD)
A. Williams, USACE, Tulsa District, OK (1 electronic only)
C. Montoya, USAE, Tulsa District OK (1 electronic only)
M. Bowlby, USAEC, San Antonio, TX (1 electronic only)
L. Sierocinski, USAEC, San Antonio, TX (1 electronic only)

Comments Response Matrix
Draft Report: Pre-Design Investigation Report, LHAAP-29, Former TNT Production Area Group 2, Longhorn Army Ammunition Plant, Karnack, Texas
Submitted: June 30, 2022

Submitted by: April Palmie, TCEQ PM
Responded by: Dr. Rose Zeiler, Army BRAC PM
Date Responded: 18 August 2022

1. Respondent concurs (C) or does not concur (D)
2. Commenter agrees (A) or does not agree (D) with response.

Number	Section/Page	Paragraph/Line	Comment	C,D	Response	A,D
Reviewer #1: April Palmie, TCEQ						
1.	1/1-1	2nd Paragraph (P)	Define first use of GWP-Ind (move definition from Section 1.1). Also, search for "GWP-Ind" throughout document and make sure usage includes "MSC" – correct term is GWP-Ind MSC.	C	Concur. Definition has been moved to first use and corrected in Section 1.1. Document has been searched and all references have been updated to reflect GWP-Ind MSC.	
2.	Figure 2		Site features figure - Please add area of investigation details. See Figure 5 boxes/descriptions for Outfall ditches and Building 812-F Area. Or add a pop-out label for these areas.	C	Concur. Figure 2 has been revised to include call out boxes and labels for Building 812-F and the Cooling Water Outfall / Ditch. The other areas of investigation are the Cooling Water and Wastewater pipelines which are shown and included in the legend.	
3.	1.2/1-3	Last P	The PDI was specifically for soil, and you could remove the language about groundwater COCs and reference the ROD for GW COCs. If you keep the list of groundwater COCs, the document will need to also reference MCL and PCLs with some variation of the language from the ROD (Section 2.2, page 2-6). Also add relevant acronyms to the list: ROD language: The U.S. Army intends to return the contaminated shallow and intermediate groundwater zones at LHAAP-29 to their potential beneficial uses, which for the purposes of this ROD is considered to be attainment of the SDWA MCLs to the extent practicable, and consistent with 40 C.F.R. §300.430(e)(2)(i)(B & C). In the absence of federal drinking water standards, clean-up levels will be based on the Texas Risk Reduction Program (TRRP) Tier 1 Residential Groundwater Protective Concentration Level (PCL) (TRRP Residential Groundwater PCL).	C	Concur. Agree that text associated with groundwater concerns should be removed, since this PDI investigation concentrated solely on soil and residual sediment/sludge. Text has been removed.	

Comments Response Matrix
Draft Report: Pre-Design Investigation Report, LHAAP-29, Former TNT Production Area Group 2, Longhorn Army Ammunition Plant, Karnack, Texas
Submitted: June 30, 2022

Number	Section/Page	Paragraph/Line	Comment	C,D	Response	A,D
4.	Table 1		I think this data would be clearly presented in two tables: 1) table that associates area of concern and soil borings with specific piezometers and 2) table with area of concern and the piezometer water levels. The way the data is currently presented, it appears water level measurements were taken from each soil boring. What is PZ-5/10? Request the PZ-5/10 rows include "dry" rather than "unknown". Please don't put tables in the middle of a section, such as in the middle of narrative about Building 812-F.	C	The table has not been divided into two separate tables; rather, the columns and rows have been reorganized to better present the information. "Unk" has been removed and replaced with "dry". Tables have been placed at the end of each section.	
5.	2	MSCs	Please add a summary table with GWP-Ind MSC values. You could start with the table from the ROD but a few were not included in the ROD (the NTs).	C	A summary table of all GWP-Ind MSC values has been added.	
6.	2.1	Piezometer information	<u>First paragraph</u> Add number of piezometers and the numbering scheme range (PZ-2 to PZ-X). What happened to PZ-1? <u>Third paragraph</u> Note which piezometers were dry. There is a note about PZ-5 but the table also indicates a PZ-10 that was dry. The table includes PZ-5/10, or maybe that means 5 of 10. <u>Figures</u> Please enable all piezometer locations on each of the figures. The current display of piezometer locations is inconsistent from one figure to another.	C	Text has been added describing the number scheme and total number of piezometers installed, including those that were dry. This information was added to the first paragraph and then noted again in paragraph 3. Figures 10 – 12 have been revised to include all of the piezometer locations.	
7.	Figures	Soil sample results figures	Revise the notes like this one to include correct table numbers – For all sampling results see LHAAP 29 PDI Report Table 3 - North Cooling Water Line Soil Sample Results	C	Figures 8 through 12 have been revised to include directions to the pertinent table of summary results.	

Comments Response Matrix
Draft Report: Pre-Design Investigation Report, LHAAP-29, Former TNT Production Area Group 2, Longhorn Army Ammunition Plant, Karnack, Texas
Submitted: June 30, 2022

Number	Section/Page	Paragraph/Line	Comment	C,D	Response	A,D
8.	4	Unsaturated zone, First P, 2nd sentence	In this sentence, did you intend to say "Depth to water ranges" instead of "Elevations range"? – Elevations range between 7.5 ft bgs and 15.5 ft bgs, with depth to the water table tending to be greater in the eastern part of the site. Also add statement with number and range (PZ-2 to PZ-X) and why they were installed.	C	Concur. The text has been revised to state "Depth to groundwater ranges between 7.5 ft bgs and 15.5 ft bgs, with depth to the water table tending to be greater in the eastern part of the site." The following text has been added to this paragraph "Temporary piezometers were installed to find depth to the water table and thickness of unsaturated soils, thereby providing information on vertical extent of contaminated soils to be removed during the remedial action. The depth to groundwater from east to west are as follows: PZ-2 14.1 ft bgs; PZ-3 10.7 ft bgs; PZ-4 14.9 ft bgs; PZ-6 7.5 ft bgs; PZ-7 8.7 ft bgs; PZ-8 10.3 ft bgs; and PZ-9 15.5 ft bgs. Piezometers PZ-5 and PZ-10 were dry holes. "	
9.	4	Wooden TNT Wastewater Line	Please summarize the trenching activities in the conclusions section (big picture). The sample strategy assumed the wooden line and surrounding soil would be removed during RA. This is summarized at the end of Section 2.2.3 and in the March 2022 Sample Rationale Memo. The conclusion section states excavation and removal will be "considered" in the RD. Should the conclusion be revised to state excavation and removal will be "included in the RD"? If the plans have changed, please explain.	C	Text describing the excavation and observations has been added to this section. "Considered" has been replaced with "excavation and removal will be included in the RD".	
10.	Photo log		The photo log is a good record of the trenching activities. Please add photos from the other soil boring and sampling activities.	C	Photos have been added in Attachment 5 that show boring activities and logs.	
11.	Attachment 5		Revise cover page to not specify CD. Draft submittals usually include the data packages, but I don't think this one did. I may have missed that file in the download.	C	Note will be removed. An electronic file will be provided.	

Comments Response Matrix
Draft Final Report: Pre-Design Investigation Report, LHAAP-29, Former TNT Production Area Group 2, Longhorn Army Ammunition Plant, Karnack, Texas
Submitted: September 16, 2022

Submitted by: April Palmie, TCEQ PM
Responded by: Dr. Rose Zeiler, Army BRAC PM
Date Responded: 31 **October 2022**

1. **Respondent concurs (C) or does not concur (D)**
2. **Commenter agrees (A) or does not agree (D) with response.**

Number	Section/Page	Paragraph/Line	Comment	C,D	Response	A,D
Reviewer #1: April Palmie, TCEQ						
1.	General	Table 1	Table 1 was revised as requested and then inserted into the document as a low-quality image. Please insert the table, not an image.	C	The original excel table has been inserted into the document.	
2.	General	MSC Table	Thank you for adding the MSCs table. Please add it to the list of tables.	C	Table has been added to the TOC as Table 1.	
3.	Attachment 3		Attachment 3 – The set of results tables included in the draft final version is different from the set of tables included in the draft file. The first 8 pages from the draft file covered March 2-10, 2021, and those results are missing in the Draft Final report.	C	The adobe files failed to compile, this has been corrected and the tables reinserted into the attachment.	
4.	Attachment 4		Attachment 4 - The photo log in the draft version included narrative about the trenching activities, which was very helpful. That photo log with narrative disappeared in the draft final version. My request was to add photos showing soil borings and sampling activities. Also, note when you insert jpgs directly into pdfs, the size of those pages can get really big compared to other pages.	C	The adobe files failed to compile, this has been corrected and the tables reinserted into the attachment.	

Comments Response Matrix
Draft Report: Pre-Design Investigation Report, LHAAP-29, Former TNT Production Area Group 2, Longhorn Army Ammunition Plant, Karnack, Texas
Submitted: June 30, 2022

Submitted by: Brian Follin, EPA Region 6 PM
Responded by: Dr. Rose Zeiler, Army BRAC PM
Date Responded: 29 August 2022

1. Respondent concurs (C) or does not concur (D)
2. Commenter agrees (A) or does not agree (D) with response.

Number	Section/Page	Paragraph/Line	Comment	C,D	Response	A,D
Reviewer #1:						
1	1-1	Paragraph 2	Define 1st occurrence of the acronym, "GWP-Ind." Period is missing at end of last sentence in 2nd paragraph	C	Concur. Acronym added after first use under **Section 1**.	
2	1.4	6th bullet	"wooden TNT waster line" should be "wooden TNT wastewater line."	C	Concur. Text has been revised to state "wooden TNT wastewater line".	
3	2.2	Paragraph 1	Citation needed for Unified Soil Classification System.	C	Concur. Citation added.	
4	2.1	Paragraph 3	. It still would be helpful to identify this "dry" piezometer on maps because it provides useful information about the site. The well may have been dry at the time of measurement because it was completed in a very fine-grained zone (e.g., clay) that yields water very slowly. Thus, the well screen interval of the piezometer still may have been open to the saturated zone, even though there was no groundwater in the well at the time of attempted measurement. In addition, it is unclear why this well was unnumbered and not included/discussed in the report, whereas two other dry wells (PZ-5 & PZ-10) were numbered and retained in the report.	C	The piezometer in question would have been labeled PZ-1. The attempt to drive the drill rods to 15 ft bgs reached refusal at 3-4 ft bgs at the original planned location of PZ-1. The drill rig was offset and hit refusal again. The drill rig was then moved approximately 15 ft southwest and PZ-1 was set in the vicinity of boring locations SB172 and 29SB173. The piezometer had not equilibrated after 24 hours. As a result, the drill rig was offset several feet and PZ-4 installed next to it on 23 March. The first two piezometer locations were not developed since the depths were too shallow. The third location, which remained dry after 24 hours, was so close to the final location that recording the location would have provided a minimal difference in coordinates. This explanation has been added to the report.	

Comments Response Matrix
Draft Report: Pre-Design Investigation Report, LHAAP-29, Former TNT Production Area Group 2, Longhorn Army Ammunition Plant, Karnack, Texas
Submitted: June 30, 2022

Number	Section/Page	Paragraph/Line	Comment	C,D	Response	A,D
5	2.4	Paragraph 7	88 out of how many total samples? Why/how were these 88 selected?	C	The selection of samples to send for re-analysis was based on several meetings between TCEQ, EPA and Army to discuss the rationale and data gaps identified by TCEQ and EPA. The samples for re-analysis were then approved by regulators. This information is summarized in Attachment 6 of the draft report. A reference to Attachment 6 has been added to the paragraph.	
6	2.4	Paragraph 12	The abbreviation/acronym “FD” is not defined.	C	Concur. The acronym has been added to Section 2.4 and the Acronym List.	

7	3.2		It appears different approaches were used to determine which detections in tables 2–3 were shown in fig. 8 and all similar figs. in section 3. Fig. 8 shows all detections that exceeded the comparison levels, but selectively shows some detections that did not exceed comparison levels. For example, SB121 had 5 detections, but only the value exceeding a comparison level is shown. In contrast, all 2, 4, 6-TNT detects/non-detects for SB119 are shown, even though they did not exceed a comparison level. This occurs on other figs. of the section, although the approaches seem to differ among figs. Some figs. only show detections that exceeded a given GWP-IND MSC while simultaneously identifying wells with explosive detections as non-detects (see next paragraph). It would be helpful to use a consistent approach to which values are shown on all of these figs., or alternatively, indicate the differences by changing the fig. titles to represent what is actually shown in a given fig. if different approaches are retained among the figs.	C	Concur. All positive detections have been added to the figures.	
			The problem with the different approaches selected for what is plotted and shown in the informative boxes also needs to be consistent with the symbology used to show non-detects and detects on the figs. Some figs. use open squares indicating non-detections even though the corresponding table and text indicate there were detections for the same borehole—this seems to be done on some figs. when the detections were below the applicable screening level. However, this approach, and inconsistent application among the figs., creates contradictions when one compares explosive detections among the text, tables, and figs. As noted in a paragraph above, a consistent approach should be used throughout all 3 report components (text, table, and figs.) If the approach to what is considered a detection is going to differ among these 3 report components, it needs to be clearly explained in	C	Concur. Figures 10, 11 and 12 have been updated to change the non-detect locations where estimated results were observed.	

Number	Section/Page	Paragraph/Line	Comment	C,D	Response	A,D
			the text and clearly indicated/described on the figs. and reflected by the corresponding fig. titles.			
8	3.2	Fig 8	The 2nd depth interval is shown as 6-7 ft bgs, but the depth interval shown in table is 7-8 ft bgs. For SB124, ND values are shown for 2, 4-DNT and 2, 6-DNT at 3-4 ft bgs, but this depth interval and ND values are missing in table 2. For SB120, the 2nd depth interval is shown as 6-7 ft bgs, but table 2 shows 7-8 ft bgs. Reconcile discrepancy. In addition, the 0.296 J value should not be bolded because it is not greater than the comparison level.	C	1) Concur. The figure has been revised to correctly show the depth interval as 7 – 8 ft bgs. 2) Table 2 has been revised to include the results for 2, 4-DNT and 2, 6-DNT at 3-4 ft bgs. 3) Concur. The figure has been revised to correctly show the depth interval as 7 – 8 ft bgs. The bold font on value 0.296 J has been removed.	
9	3.3	Fig 9	Some of the COC values for boring SB129 do not match values in table 4: all 3 COC values for the 5-6 ft bgs depth interval and the 2, 4, 6-TNT value for the 7-8 ft bgs depth interval. Reconcile discrepancies.	C	Concur. The values have been reviewed and the changes made for the COCs at the 5 – 6 ft bgs interval. The 2,4,6-TNT value for the 7 – 8 ft bgs interval is correct but should not be in bold font; the bold font has been removed.	

Number	Section/Page	Paragraph/Line	Comment	C,D	Response	A,D
10	3.5		Transite TNT wastewater line, last two sentences in 3rd paragraph (immediately above table 7). The approach to characterizing contamination extent between these two sentences is inconsistent, and it makes it unclear if one or more approaches to contamination extent definition were used in this study/report. The inconsistency between what was defined as contamination in the text/tables differed from what was shown as contamination in the figures—this inconsistency also exists between the text/table 7 and fig. 12. The two approaches to contaminant extent definition in these 2 sentences includes: (1) contamination extent defined only by detections above comparison levels, as was used for borings SB151 and 152 in 1st sentence; or (2) contamination extent defined by all detections, including detections above and below comparison levels, as was used for boring SB137. Specifically, vertical contamination extent for borings SB151 and 152 is defined as 3-4 ft bgs in the 1st sentence, which indicates only the depth intervals with detections above comparison levels was used (because SB152 had one detection below screening levels at 11-12 bgs). In contrast, vertical contamination extent for boring SB 137 is defined as 3-16 ft bgs in the 2nd sentence, indicating the detection below comparison levels at 3-4 ft bgs and the detections above comparison levels at 11-16 ft bgs were used. Need to clarify which approach was used, or alternatively, explain why two approaches were used.	C	Concur. The sentence has been revised to clarify that detections above comparison levels at 11-16 ft bgs represent the vertical extent of contamination, as the proceeding sentence states.	
11	3.5		Wooden TNT wastewater line, 1st paragraph, 2nd to last sentence (beginning with “Boring 29SB134”). Depth interval provided in the sentence is incorrect—table 8 indicates the 2, 4-DNT detection was in the 5-6 ft bgs depth interval (there is no 3-4 ft bgs depth interval in table 8).	C	Concur. Depth has been corrected.	

Final
Pre-Design Investigation Report

LHAAP-29, FORMER TNT PRODUCTION AREA GROUP 2
Longhorn Army Ammunition Plant
Karnack, Texas

November 2022

Prepared For:

U.S. Army Corps of Engineers – Tulsa District

Prepared By:

HDR
2650 Park Tower Drive, Suite 400
Vienna, VA 22180

Contract No. W912BV 19 D 0016
Task Order No. W912BV20F0096

This page intentionally left blank.

Final
Pre-Design Investigation
Report
FOR
LHAAP-29, FORMER TNT PRODUCTION AREA GROUP 2
LONGHORN ARMY AMMUNITION PLANT
KARNACK, TEXAS

Prepared For:

U.S. Army Corp of Engineers, Tulsa District

Prepared By:

HDR, Inc.
2650 Park Tower Drive, Suite 400
Vienna, VA 22180

Contract No. W912BV19D0016
Task Order No. W912BV20F0096

November 2022

This page intentionally left blank.

Table of Contents

Acronyms and Abbreviations ..... **iii**
1 Introduction **1-1**
1.1 Site History and Background Information 1-1
1.2 Summary of Selected Remedy 1-3
1.3 Objective 1-3
1.4 Scope of Work 1-3
2 Field Investigation Activities **2-1**
2.1 Temporary Piezometer Installation 2-1
2.2 DPT Advancement: Soil Sampling and Analyses 2-2
2.2.1 Building 812-F 2-2
2.2.2 Cooling Water Outfall/Ditch 2-3
2.2.3 North and South Cooling Water Lines / Wooden and Transite TNT Wastewater Lines 2-4
2.3 Surveying 2-5
2.3 Investigative Derived Waste Handling and Disposal 2-5
2.4 Quality Assurance/Quality Control and Data Validation 2-6
3 Investigation Findings **3-1**
3.1 Temporary Piezometers 3-1
3.2 Building 812-F 3-1
3.3 Cooling Water Outfall/Ditch 3-5
3.4 North and South Cooling Water Lines 3-7
3.5 Transite and Wooden TNT Wastewater Lines 3-10
3.6 Wooden TNT Wastewater Pipeline Excavation 3-13
4 Summary and Conclusions **4-1**
5 References **5-1**

Figures

Figure 1. LHAAP-29 Site Location Map 2-11
Figure 2. Topographic Map Site Features 2-12
Figure 3. Building 812-F DPT Boring Locations 2-13
Figure 4. Cooling Water Outfall / Ditch DPT Boring Locations 2-14
Figure 5. North TNT Cooling Water Line DPT Boring Locations 2-15
Figure 6. South TNT Cooling Water Line DPT Boring Locations 2-16
Figure 7. Transite and Wooden TNT Wastewater Lines DPT Boring and Sample Locations 2-17
Figure 8. Building 812-F Soil Sample Results 3-17
Figure 9. Cooling Water Outfall / Ditch Soil Sample Results 3-18
Figure 10. North TNT Cooling Water Line Soil Sample Results 3-19
Figure 11. South TNT Cooling Water Line Soil Sample Results 3-20
Figure 12. Transite and Wooden TNT Wastewater Lines Sample Results 3-21

Tables

Table 1. TCEQ GWP-Ind MSC Values 2-1
Table 2. Piezometer Data 3-3
Table 3. Building 812-F March 2021 Soil Sample Results 3-4
Table 4. Building 812-F March 2022 Soil Sample Results 3-4
Table 5. Cooling Water Outfall / Ditch Soil Sample Results 3-6
Table 6. North Cooling Water Line Soil Sample Results 3-9
Table 7. South Cooling Water Line Soil Sample Results 3-9
Table 8. Transite TNT Wastewater Line Soil Sample Results 3-12
Table 9. Wooden TNT Wastewater Line Soil Sample Results 3-12
Table 10. Wooden TNT Wastewater Pipeline Liquid and Residue Sample Results 3-14

Attachments

Attachment 1. Soil Boring Logs
Attachment 2. Data Validation Report
Attachment 3. Analytical Data Tables
Attachment 4. Photo Log
Attachment 5. Raw Analytical Data Package
Attachment 6. March 2022 Sample Rationale Tech Memo

Acronyms and Abbreviations

4-amino-2,6-DNT	4-amino-2,6-dinitrotoluene
2-amino-4,6-DNT	2-amino-4,6-dinitrotoluene
1,1-DCE	1,1-Dichloroethene
1,3-DNB	1,3-Dintrobenzene
2,4-DNT	2,4-Dinitrotoluene
2,6-DNT	2,6-Dintrotoluene
2-NT	2-Nitrotoluene
3-NT	3-Nitrotoluene
4-NT	4-Nitrotoluene
2,4,6-TNT	2,4,6-Trinitrotoluene
1,2-DCA	1,2-Dichloroethane
Cis-1,2-DCE	Cis-1,2-Dichloroethene
AECOM	AECOM Technical Services, Inc.
bgs	below ground surface
COC	Contaminant of Concern
COPECs	Chemicals of Potential Ecological Concern
DL	Detection Limit
DNAPL	dense non-aqueous phase liquid
DPT	direct push technology
DQOs	Data quality objectives
ETA	Eurofins / Test America
ft	feet
FD	field duplicate
FS	Feasibility Study
GWP-Ind MSC	medium-specific concentration for industrial use based on groundwater protection
GWTP	groundwater treatment plant
HDR	HDR Environmental, Operations and Construction, Inc.
IWWP	Installation Wide Work Plan
IDW	investigative derived waste
ISTD	in-situ thermal desorption
LCS	Laboratory Control Samples
LHAAP	Longhorn Army Ammunition Plant
LUCs	Land Use Controls
mg/kg	milligrams per kilogram
MNA	monitored natural attenuation
MSCs	medium-specific concentrations
MS/MSD	matrix spike/matrix spike duplicate

Acronyms and Abbreviations

PDI	Pre-Design Investigation
PP	Proposed Plan
PPE	personal protective equipment
QA	quality assurance
QC	quality control
RD	Remedial Design
RI	Remedial Investigation
ROD	Record of Decision
SRM	Standard Reference Material
TCE	Trichloroethene
TCEQ	Texas Commission on Environmental Quality
TCLP	toxicity characteristic leaching procedure
TNT	Trinitrotoluene
USACE	U.S. Army Corps of Engineers
USEPA	U.S. Environmental Protection Agency
VC	Vinyl Chloride
VOC	Volatile Organic Compound

1 Introduction

This Pre-Design Investigation (PDI) Report has been prepared to meet the objectives specified in the Final Record of Decision (ROD [HDR, 2019]) to further define the location and extent of soils impacted by explosives at the former Longhorn Army Ammunition Plant (LHAAP) site LHAAP-29, Former Trinitrotoluene (TNT) Production Area, Group 2 located in Karnack, Texas. The purpose of this investigation was to gather additional site data to support development of the Remedial Design (RD) by refining the extent of explosives-impacted soil at the former Building 812-F, Cooling Water Outfall/Ditch, North and South TNT Cooling Water lines, and Wooden/Transite TNT Wastewater Lines. This document has been prepared under the U. S. Army Corps of Engineers (USACE) Tulsa District Contract Number W912BV 19D0016; Task Order No. W912BV 20F0096.

This PDI Report provides the observations and results of the field investigations conducted from March 1 through March 11, 2021 and March 21 through March 25, 2022. The March 2022 field investigation was conducted to further define the extent of soil contamination discovered during the March 2021 event. In addition, 88 samples from the March 2021 field investigation were re-analyzed via Method 8321A to reach detection limits below cleanup levels (i.e., medium-specific concentration for industrial use based on groundwater protection [GWP-Ind MSC). The PDI field investigations were conducted in accordance with procedures outlined in relevant sections of the Installation Wide Work Plan (IWWP) (AECOM, 2014): specifically, those procedures for conducting direct push technology drilling (DPT); temporary piezometer installation; soil sample collection; handling and laboratory analyses; decontamination; handling and disposal of investigation derived waste (IDW); and surveying. The IWWP was reviewed by and concurrence was obtained from the Texas Commission on Environmental Quality (TCEQ) and the U.S. Environmental Protection Agency (USEPA). These procedures were presented in the Final Pre-Design Investigation Work Plan for LHAAP-29, Former TNT Production Area, Group 2, Longhorn Army Ammunition Plant, Karnack, Texas dated February 2021 (HDR, 2021)

1.1 Site History and Background Information

The Former TNT Production Area was in operation from April 1943 to August 1945 as a six-line plant with a supporting acid plant. LHAAP-29 produced 400 million pounds of flake TNT using five TNT production lines (A through E) and one standby line (F). Each production line was essentially the same and consisted of four main components: An Unloading Area where acids and toluene were unloaded and held in tanks until ready for use; A Nitrating Area where TNT flakes were produced by nitrating toluene with nitric acid and oleum; a Wash Area where the TNT flakes were washed to remove impurities and then dried; and a Loading Area where the cardboard-boxed TNT was loaded onto trucks. The Unloading Area included aboveground holding tanks for acids (Tanks 508 and 817) and toluene (Tank 804).

TNT wastewater (red water) from the production of the TNT was sent through wooden pipelines to a storage tank and pump house, and then to the TNT Wastewater Treatment Plant (LHAAP-32). The wooden red water line was installed at a depth of 3 to 5 feet (ft) below ground surface (bgs) and was clear-flushed and abandoned in 1946 (HDR, 2019). The pipeline was approximately 4,800 feet in length, 12 inches in diameter, and coated with an asphalt material. Several trenches were excavated across the wooden line in 1993, and the wood was found to be soft and severely degraded at most locations (HDR, 2019). Two samples collected (liquid sample 29WL01 and sediment/sludge sample 29WL03) identified high concentrations of 2,4,6-trinitrotoluene (2,4,6-TNT)

(liquid – 3,500 micrograms per liter [µg/L] and sediment – 3,700 milligrams per kilogram [mg/kg]). Of concern is that the deteriorated condition of the line and the potential for residual explosives may present a continuing source of groundwater contamination. Samples collected from three soil borings located adjacent to the TNT wooden wastewater line were found to contain explosives that were above the (GWP-Ind MSC). Historic soil borings 29SB09 and 29SB09R, collected from the southwestern end of the pipeline, contained 2,4,6-TNT (7.5 mg/kg and 14.7 mg/kg, respectively), while soil boring 29SB85, collected from the northwestern end of the pipeline, contained 2-amino-4,6-dinitrotoluene (2-amino-4,6-DNT) (0.9 mg/kg) and 4-amino-2,6-dinitrotoluene (4-amino-2,6-DNT) (0.3 J mg/kg).

The wooden pipeline was replaced with a transite TNT wastewater pipeline, which according to 1943 records, ran parallel to the wooden TNT wastewater pipeline approximately five feet to the north (Rose M. Zeiler – File Review). The transite TNT wastewater line had two solid residue samples with detections of explosives that were above the GWP-Ind MSC. Solid residue sample 29WL14, collected from the southwestern end of the pipeline contained 2,4,6-TNT (58.4 mg/kg), 2,4-dinitrotoluene (2,4-DNT) (7.21 mg/kg), 2-amino-4,6-DNT (19 JH mg/kg [JH = estimated biased high]), and 4-amino-2,6-DNT (13.3 mg/kg), while solid residue sample 29WL13 collected from the mid-point of the pipeline contained 2,4,6-TNT (526 mg/kg), 2,4-DNT (89 mg/kg), and 1,3-dintrobenzene (1,3-DNB) (1.08 mg/kg).

Cooling water (blue water) from the production area ran through vitreous clay main lines and discharged into an open ditch. The transite wastewater pipeline was made of concrete and asbestos material, while the vitreous clay piping also contained an asbestos wicking. There are approximately 5,000 feet of pipe in the main lines, approximately 1,680 linear feet of pipe from each production area to the main line, and 12 manholes. These lines were gravity fed and were fitted with manholes. Past investigations determined the lines contained solid residues that are contaminated with explosives at concentrations that are above the GWP-Ind MSC (solid residue). The liquid and solid residue were collected from the manholes. When unearthed, the lines were reported in good condition. The cooling water lines discharged to the cooling water outfall/ditch near the LHAAP-29 pump house. The lines were reportedly buried at depths from 3 to 5 feet below ground surface (ft bgs) or deeper.

The former production line facilities and above ground storage tanks were demolished and removed in 1959. Components of the production facility that remain onsite include concrete foundations of production and pump house buildings, open-top concrete-lined pits, most of the underground utilities and the deteriorated wooden TNT wastewater pipeline, transite TNT wastewater pipeline and cooling water lines. Later activities included the soak-out of out-of-specification rocket motors that took place from 1959 to the mid-1970s and involved the use of methylene chloride-based industrial solvent at tank 801-F (USACE, 2020). The location of LHAAP-29 is provided in **Figure 1**, while the site features and topography are provided in **Figure 2**.

Explosive compounds have been detected in soil, surface water, sediment, and groundwater samples. Volatile organic compounds (VOCs) have also been detected in groundwater. Perchlorate was first detected in soil and groundwater at this site in 2000. A Remedial Investigation (RI) for groundwater and soil was completed in 2001 (Jacobs, 2001) and a Feasibility Study (FS) evaluating remedial alternatives for groundwater and soil was finalized in 2010 (Shaw, 2010). Fieldwork to support an addendum to the RI/FS for LHAAP-29 was completed in 2013. The RI Addendum, which further defined the extent of soil and groundwater contamination and conducted additional treatability studies, received regulatory approval in August 2016 (AECOM, 2016).

An FS Addendum evaluated additional remedial alternatives for groundwater and was completed in 2017 (AECOM, 2017). The Proposed Plan (PP) was completed in November 2018 (HDR, 2018) and the Final ROD (HDR, 2019) was signed in September 2019.

1.2 Summary of Selected Remedy

The final selected remedy for LHAAP-29 includes excavation and off-site disposal of contaminated soil; flushing, inspection, and plugging of the TNT cooling water and wastewater lines; in-situ thermal desorption (ISTD) treatment of the intermediate groundwater zone dense non-aqueous phase liquid (DNAPL) plume; monitored natural attenuation (MNA) for the shallow zone groundwater plumes and for the intermediate groundwater plume following ISTD; and land use controls (LUCs) for soil and groundwater.

The final selected remedy for LHAAP-29 protects human health and the environment by preventing human and ecological receptor exposure to contaminated soil and contaminated groundwater. The human health risk assessment scenarios evaluated were based on the hypothetical future maintenance worker. In the soil, chemicals of concern (COCs) and chemicals of potential ecological concern (COPECs) are explosives (2,4,6-TNT, 2,4-DNT, and 2,6-dinitrotoluene [2,6-DNT]). Perchlorate is considered a potential soil COC based on groundwater concentrations. The cleanup criteria for the soil contaminants is the GWP-Ind MSC. COCs in the solid residue contained in the transite TNT wastewater and vitrified clay cooling water lines include explosives (2,4,6-TNT, 2,4-DNT, 2,6-DNT, 2-amino-4,6-DNT, and 4- amino-2,6-DNT, 1,3-DNB).

1.3 Objective

The objectives of the PDI field investigations were as follows:

- Further evaluate the extent of explosives-contaminated soil present at levels exceeding the TCEQ GWP-Ind MSC at Building 812-F;
- Further evaluate the extent of explosives-contaminated soil present at levels exceeding the TCEQ GWP-Ind MSC at the cooling water outfall/ditch;
- Further evaluate the extent of explosives-contaminated soil present at levels exceeding the TCEQ GWP-Ind MSC located adjacent to the north and south cooling water lines and wooden and transite TNT wastewater lines; and
- Provide extent and volume data for contaminated soil that supports development of the RD.

1.4 Scope of Work

The scope of the field work included the following activities:

- Advancement of 24 DPT boreholes adjacent to Building 812-F to 16 ft bgs or top of the saturated zone and installation of one temporary piezometer;
- Collection of up to 4 soil samples per boring and analysis for explosives via method SW8330A and/or SW8321A;
- Advancement of 15 DPT borings around the cooling water outfall/ditch to 8 ft bgs or top of the saturated zone and installation of two temporary piezometers;
- Collection of up to 4 soil samples per boring and analysis for explosives via method SW8330A and/or SW8321A;
- Advancement of 48 DPT borings adjacent to the north and south cooling water lines and wooden and transite TNT wastewater lines to 16 ft bgs or top of the saturated zone and installation of three temporary piezometers;

- Collection of sediment / sludge samples from within the wooden TNT wastewater line, where excavated, for explosives analysis via method SW8330A;
- Collection of up to 4 soil samples per boring and analysis for explosives via method SW8330A and/or SW8321A;
- Conduct a topographic survey of the LHAAP-29 site delineated to 1-foot contour intervals that include the Refuge boundary; and
- Handling and disposal of IDW soil cuttings.

2 Field Investigation Activities

This section provides the activities and methods used to install temporary piezometers and perform soil sampling and analyses, conduct a topographic survey of the site, handle and dispose of IDW, and quality control/quality assurance procedures and data validation.

Field efforts were focused on further delineating the horizontal/vertical extent of explosives contamination in unsaturated soil around Building 812-F, the Cooling Water Outfall/Ditch, adjacent to the North and South Cooling Water Lines, and Wooden and Transite TNT Wastewater Lines. For the purpose of characterization, soils were compared to the TCEQ GWP-Ind MSC for 1,3- DNB (1 mg/kg), 4-amino-2,6-DNT (1.7 mg/kg), 2-amino-4,6-DNT (1.7 mg/kg), 2,4-DNT (0.042 mg/kg); 2,6-DNT (0.042 mg/kg); 2,4,6-TNT (5.1 mg/kg), 2-NT (100 mg/kg), 3-NT (100 mg/kg), and 4-NT (100 mg/kg). Samples collected during the March 2021 field investigation were initially analyzed using Method SW8330A but the detection limits were found to be higher than the cleanup levels. Therefore, 88 of the March 2021 samples were submitted to another lab and analyzed using Method SW8321A that reached the required detection limits. Method 8321A was subsequently used to analyze all March 2022 soil samples.

In total, soil borings were advanced at 87 locations using a GeoProbe 7730 DT rig outfitted with dual sampling tubes.

Table 1. TCEQ GWP-Ind MSC Values

Chemical Name	Comparison Levels (mg/kg[1])
1,3-Dinitrobenzene (1,3-DNB)	1
2,4,6-Trinitrotoluene (2,4,6-TNT)	5.1
4-Amino-2,6-dinitrotoluene (4-Am-DNT)	1.7
2-Amino-4,6-dinitrotoluene (2-Am-DNT)	1.7
2,4-Dinitrotoluene (2,4-DNT)	0.042
2,6-Dinitrotoluene (2,6-DNT)	0.042
2-Nitrotoluene (2-NT)	100
3-Nitrotoluene (3-NT)	100
4-Nitrotoluene (4-NT)	100

2.1 Temporary Piezometer Installation

Nine temporary piezometers were installed to provide depth to the water table and thickness of unsaturated soils, and provide information on vertical extent of contaminated soils to be removed during the remedial action. Piezometers were labeled PZ- and included a number assigned to a specific area of concern being investigated. After 24 hours of equilibrating, two piezometers (PZ-5 and PZ-10) were determined to be dry and abandoned in accordance with Texas Water Development Board and District Rules, Pineywoods Groundwater Conservation District. A third

temporary piezometer (PZ-1) was discontinued after hitting refusal twice and on a third attempt did not produce groundwater.

Temporary piezometers were installed by driving Geoprobe rods to 20 ft bgs and installing the piezometer string through the rods. They were constructed with flush-joint threaded schedule 40 PVC riser pipe and 0.01-inch slot well screens 15 feet in length and were left open for a minimum of 24 hours before water level measurements were collected.

Several piezometers were installed at each area of investigation including Building 812-F, Cooling Water Outfall / Ditch, North Cooling Water Line, South Cooling Water Line, and Transite TNT Wastewater Line. Piezometers were not installed along the Wooden TNT Wastewater Line based on data and observations made during the March 2021 field investigation that support complete removal of the line.

Several attempts to install piezometers at Building 812-F to 20 ft bgs within the sample grid were made. An initial attempt to drive the drill rods to 20 ft bgs reached refusal at 3-4' bgs. A second attempt was made by offsetting the drill rig, which also hit refusal at a shallow depth. The drill rig was then moved approximately 15 feet southwest and a piezometer (to be named PZ-1) was installed in the vicinity of boring locations 29SB172 and 29SB173. This piezometer did not equilibrate after 24 hours. As a result, the drill rig was offset several feet and a second attempt was made. This piezometer (PZ-4) produced water at 14.9 ft bgs . Two piezometers were installed at the Cooling Water Outfall / Ditch, one in Area B (PZ-2) and one in Area C (PZ-3). The water table in PZ-2 was measured at 14.1 ft bgs and 10.7 ft bgs at PZ-3. Two piezometers (PZ-5 and PZ-6) were installed at the North Cooling Water Line; PZ-5 was determined to be dry after equilibrating after 24 hours. The water table at PZ-6 was measured at 7.5 ft bgs, while PZ-10 remained dry after 24 hours. Two piezometers (PZ-7 and PZ-8) were installed at the South Cooling Water Line. The water table at PZ-7 was measured at 8.7 ft bgs and 10.3 ft bgs at PZ-8. One piezometer was installed along the Transite TNT Wastewater line (PZ-9), which had a water table elevation of 15.5 ft bgs.

2.2 DPT Advancement: Soil Sampling and Analyses

Continuous soil cores were collected at each boring location using the dual tube method that uses two sets of probe rods, where the larger diameter set of rods is driven into the ground as an outer casing. These outer rods receive the driving force from the hammer and provide a sealed hole from which soil samples may be recovered without the threat of cross contamination. The second, smaller set of rods are placed inside the outer casing. The smaller rods hold the macro sample liner in place as the outer casing is driven one sampling interval (~4 ft bgs) at a time. The small rods are then retracted to retrieve the macro core sample liner. After retrieval, the acetate sleeve containing the soil core was removed from the sample barrel and logged using the Unified Soil Classification System Standard Practice for Classification of Soils (ASTM, 2018). Soil boring logs are provided in **Attachment 1**.

2.2.1 Building 812-F

Twenty-four (24) DPT borings were advanced west and adjacent to Building 812-F to a maximum depth of 16 ft bgs or top of the saturated zone. These locations include 29SB118 through 29SB125 (March 2021 field investigation) and 29SB167 through 29SB182 (March 2022). A maximum of four

soil samples were collected from each DPT boring and analyzed for explosives using either Method SW8330A or SW8321A. Sample depths were selected based on visual signs of contamination and/or presence of an odor but were generally collected as a grab sample within the 4-foot intervals (i.e., 0 - 4 ft bgs, 4 - 8 ft bgs, 8 - 12 ft bgs, and 12 - 16 ft bgs). Depth to the saturated zone were measured by a temporary piezometer that was installed (PZ-4 at 14.9 ft bgs).

Eight DPT borings were installed during the March 2021 field investigation centered around historic sample location 29SG118 (AECOM 2014) where 2,4-DNT (0.138 mg/kg at 6 ft bgs & 17.1 mg/kg at 10 ft bgs) and 2,6-DNT (3.42 mg/kg at 10 ft bgs) were detected above the soil cleanup levels. The boring locations were offset approximately 10 ft from 29SG118. Sample location 29SG118 is approximately 50 feet west of Building 812-F and adjacent to the TNT Cooling Water Drain Line (North). An additional 16 boring locations were installed in March 2022 after initial sample results failed to determine the horizontal and vertical extent of contamination. Seven borings were collocated with previous locations (29SB118-120 and 29SB122-125) to determine vertical extent of contamination while nine borings were installed approximately 20 ft outside the March 2021 grid to determine horizontal and vertical extent. The boring locations for both field investigations are shown in **Figure 3**.

2.2.2 Cooling Water Outfall/Ditch

Fifteen DPT borings were advanced along the Cooling Water Outfall/Ditch to a maximum depth of 14 ft bgs or the top of the saturated zone. These locations include 29SB126 through 29SB133 (March 2021) and 29SB183 through 29SB189 (March 2022). A maximum of four soil samples were collected from each DPT boring and analyzed for explosives using either Method SW8330A or SW8321A. Sample depths were selected based on visual signs of contamination and/or presence of an odor but generally were collected within every 2-foot interval (i.e., 0 - 2 ft bgs, 2 - 4 ft bgs, 4 - 6 ft bgs and 6 - 8 ft bgs). Depth to the saturated zone were measured by two temporary piezometers that were installed (PZ-2 [14.1 ft bgs] and PZ-3 [10.7 ft bgs]).

Three separate areas were investigated along the Cooling Water Outfall/Ditch. The first location was centered on historic sample locations 29SD46 and 29SB112 (29SB126 – 29SB129 [March 2021] and 29SB183 – 29SB185 [March 2022]), the second centered on historic sample location 29SD13 (29SB130 – 29SB133 [March 2021]), and the third centered on historic sample locations 29SB15 (29SB188 [March 2022]), 29WW116 (29SB189 [March 2022]), and 29WW05 (29SB187 [March 2022]). Historic sample location 29SD46 had detections of TNT (26,000 mg/kg), 2,4-DNT (8,000 mg/kg), and 2,6-DNT (15 mg/kg) at 0 – 0.5 ft bgs, while sample location 29SB112 had detections of 2,4-DNT (0.0544 J mg/kg [J = estimated] at 0.5 ft bgs) and 2,6-DNT (0.0862 mg/kg at 0.5 ft bgs and 0.0704 mg/kg at 2 – 4 ft bgs) that exceed cleanup levels. Historic sample location 29SD13 had a single detection of TNT (51 J mg/kg) at 0.5 ft bgs that exceeded the cleanup level. Historic sample 29SB15 had detections of 2,4,6-TNT (110 mg/kg at 2 ft bgs and 54 mg/kg at 7 ft bgs) that exceeded the cleanup level, while historic water samples collected from wells 29WW05 and 29WW116 had detections of DNT and NT that exceeded cleanup levels. The sample locations are shown in **Figure 4**.

2.2.3 North and South Cooling Water Lines / Wooden and Transite TNT Wastewater Lines

Forty-eight (48) DPT borings were advanced along the North and South Cooling Water Lines / Wooden and Transite TNT Wastewater Lines from depths ranging between 2 ft bgs and 20 ft bgs. A maximum of four soil samples were collected from each DPT boring and analyzed for explosives using either Method SW8330A and/or SW8321A. Sample depths were selected based on visible signs of contamination and/or presence of an odor, but generally a grab sample was collected within every 4-foot interval (i.e., 0-4 ft bgs, 4-8 ft bgs, 8-12 ft bgs and 12-16 ft bgs). At excavated areas used to identify the location of the TNT wooden wastewater line, soil samples were collected from 0 – 4 ft below the bottom of the pipeline and 4 – 12 feet below the bottom of the pipeline. The remaining two samples were used to collect liquid and sediment/sludge samples, when present, by breaching the wooden line. Where liquid or sediment/sludge was not present, the sample was substituted with another soil sample from immediately below the pipeline. Depth to the saturated zone were measured by three temporary piezometers that were installed (PZ-6 [7.5 ft bgs], PZ-7 [8.7 ft bgs], and PZ-9 [15.5 ft bgs]).

A combined 91 samples were collected during the 2021 and 2022 field investigations. Samples were collected from locations where historic nitrotoluene concentrations in soil, sediment or water (collected from manholes on the pipelines) exceeded cleanup levels. The historic sediment and water samples were collected from manholes in the cooling water lines; these junctures tend to be low points in the lines that would be the most likely to accumulate sediment/water that could leach to adjacent soil. Samples were also collected from locations along the pipelines where data had not previously been collected. The intent of these samples was to provide coverage along the entire length of the pipelines and to confirm that leaching from the lines has not occurred or are present at concentrations exceeding cleanup levels that would require further soil excavation. Samples collected in March 2022 were intended to refine the extent of contaminated soil identified during the March 2021 investigation. Sample locations are provided in **Figures 5**, **6**, and **7**.

During the March 2021 field investigation, 17 DPTs were advanced along the lengths of the two TNT cooling water lines; 8 along the north line and 9 along the south line. Sample locations along the north line included 29SB138, 29SB139, and 29SB142 through 29SB147. Sample locations along the south line included 29SB135, 29SB136, and 29SB160 through 29SB166. An additional 10 DPT borings were installed during the March 2022 investigation to refine the extent of soil contamination identified during the 2021 investigation. The DPT borings included 29SB198 and 29SB199 (South TNT Cooling Water Line) and 29SB190 – 29SB197 (North TNT Cooling Water Line).

Sixteen (16) soil samples were collected along the lengths of the wooden and transite TNT wastewater lines in March 2021. Sample locations along the wooden TNT wastewater line include 29SB134, 29SB141, and 29SB154 through 29SB159. Sample locations along the transite TNT wastewater line include 29SB137, 29SB140, and 29SB148 through 29SB153. Several DPT borings (4) were located adjacent to historic sample locations where nitrotoluene concentrations in soil, sediment or water (i.e., sediment/sludge collected from the pipelines) exceeded cleanup levels. The locations included 29SB140, 29SB141, 29SB148, and 29SB159. The samples were collected to confirm that leaching from the lines has not occurred or that explosives are present at concentrations exceeding cleanup levels that would require further soil excavation. The two historic detections of explosives in the transite wastewater line that exceeded the soil TCEQ GWP-Ind MSC cleanup

levels include the explosives 2,4,6-TNT (58.4 mg/kg, 526 mg/kg) and 2,4-DNT (7.21 mg/kg, 89 mg/kg), as well as 2-amino-4,6-DNT (19.0 JH), 4-amino-2,6-DNT (13.3 mg/kg), and 1,3-dinitrobenzene (1,3-DNB [1.08 mg/kg]) (Shaw, 2007). The three soil samples collected adjacent to the TNT wooden wastewater line with detections of COCs that exceeded the soil TCEQ GWP-Ind MSC cleanup levels include the explosive 2,4,6-TNT (14.7 mg/kg), as well as 2-amino-4,6-DNT (0.9 mg/kg), and 4-amino-2,6-DNT (0.3 J) at concentrations below the cleanup levels. The remaining DPT borings were spaced adjacent to the wooden and TNT wastewater pipelines where samples had not previously been collected. An additional five DPT borings were installed during the March 2022 investigation to refine the extent of soil contamination identified during the previous investigation. The DPT borings included 29SB200 – 29SB204.

A total of 8 trenches were excavated along the length of the wooden TNT wastewater pipeline. The TNT wooden wastewater line was exposed by excavating trenches and the line breached to collect liquid and sediment/sludge samples for explosives analysis. The trench locations include 29SB134, 29SB141, and 29SB154 through 29SB159. Both liquid and sediment/sludge samples were collected at four locations including 29SB134, 29SB154, 29SB155, and 29SB158. Liquid samples could not be collected from the remaining four locations due to groundwater flooding the trench. These include trench locations 29SB141, 29SB156, 29SB157 and 29SB159. No additional DPT borings were added during the March 2022 field investigation since it was determined that the wooden pipeline would be removed during the remedial design due to the presence of explosives in the sediment/sludge samples collected during the March 2021 field event and the line's deteriorated condition.

DPT soil samples were collected from under the exposed wooden pipeline from depths ranging from 5 to 17 feet.

2.3 Surveying

MTX Surveying, professionally licensed in the State of Texas, completed a topographic survey of LHAAP-29 and all associated structures (excluding wells) in April 2021. The survey depicts contour intervals at 1-foot, horizontal coordinates (northing and easting) based on the North American Datum of 1983, vertical elevations based on the North American Vertical Datum of 1988, and includes the Refuge boundary. The topographic survey will be incorporated and support development of the Remedial Design and is included in on the site features map (**Figure 2**).

HDR collected horizontal coordinates (northing and easting) for each borehole location using a Trimble Global Positioning Unit. The data is based on the North American Datum of 1983

2.3 Investigative Derived Waste Handling and Disposal

IDW generated during the investigation included soil cuttings, disposable sampling equipment, equipment decontamination fluids, and personal protection equipment (PPE). One composite IDW soil sample was collected from the drill cuttings and tested for hazardous substances using the Toxicity Characteristic Leaching Procedure (TCLP). The analytical results determined that the soil is non-hazardous and does not require special handling or disposal. The cuttings will be returned to the original boring location and spread on the ground.

All decontamination IDW was collected and transported to the groundwater treatment plant (GWTP) and disposed. Remaining disposable IDW (PPE, disposable sampling equipment, and paper products) were bagged and disposed as commercial trash.

2.4 Quality Assurance/Quality Control and Data Validation

To ensure defensible data, HDR met the project-specific Data Quality Objectives (DQOs) for sampling, analysis, and Quality Assurance/Quality Control (QA/QC) by collecting the proper quantities and types of samples, using the correct analytical methodologies to meet cleanup levels, implementing field and laboratory QA/QC procedures, and using various data validation and evaluation processes.

Field QC was performed during sample collection, shipping, and handling. Sample QC for the analytical samples was assessed through the collection of duplicate samples. Twenty-nine (29) duplicate samples were pulled from the 91 samples collected during the March 2021 and March 2022 field investigations. Duplicate samples are used to evaluate field and laboratory precision.

A total of 15 matrix spike/matrix spike duplicates (MS/MSD) sample pair were collected during the field investigations. The MS/MSD pairs are collected and used by the laboratory to measure matrix interference. Since the observed lithology is relatively heterogeneous across the site, the MS/MSD and QC sample locations were selected in the field to achieve a representative distribution.

A total of 11 equipment rinsate blanks were collected during the field investigations by pouring analyte free source water over a decontaminated macro-core. Equipment rinsate blanks were collected to assess the adequacy of the decontamination process.

Temperature blanks provided by the laboratory were included in each sample cooler. Temperature blanks are a sample of laboratory-grade distilled water that travels with the project coolers from the laboratory to the sampling site and back to the laboratory without being opened. The temperature of the blank is obtained by the laboratory when samples are received to verify that the temperature of the samples during transportation did not exceed 4°C.

Review of the analytical data was completed as a Stage 2BVM Validation (100%) as described in the USEPA Guidance for Labeling Externally Validated Laboratory Analytical Data for Superfund Use (USEPA, 2009), while 10% will be completed as a Stage 3VM Validation. Laboratory data were acceptable with qualification as noted below. No data were rejected. Completeness was 100%, which met the goal of 90% for the project.

The detection limits and limits of quantification in the initial lab analysis of the March 2021 samples were above the cleanup levels for 2,4-DNT and 2,6-DNT for all samples. A subset of the samples (88 total) were sent to another laboratory that had detection limits (DLs) below the cleanup levels using Method 8321A. Several of these samples had multiple detections above the DLs. In the original analysis, 86 samples were non-detects and 5 had positive results. Of the 86 samples with non-detects, 52 of the re-analyzed samples showed a positive detection. In this group of 52, three samples (29SB121, 29SB123 and 29SB151) were found to have concentrations of explosives (2,4-DNT and 2,6-DNT) that exceeded the GWP-Ind MSC. The original 5 samples with positive results again tested positive for explosives. The re-analysis confirmed two of the original samples with concentrations of explosives exceeded the GWP-Ind MSC. In most cases, the re-analyzed results

were lower than the originally detected concentration. (Note: The sample subset selection rationale is provided in Attachment 6 “March 2022 Sample Rationale Tech Memo”.)

The J and UJ qualifiers for all analytes in a given sample were due to sample extractions and analyses performed after the holding time. Samples required re-extraction and analysis mainly due to low surrogate recoveries, and the surrogate recoveries in the re-extractions were within control limits. Extraction past the holding time is not expected to adversely affect usability of sample results, as the soil samples had been dried for several days at room temperature and then ground in a puck mill, and the remaining dried and ground sample not used for the initial extraction was stored in the sample cooler. If any analyte loss was to be encountered, it would have been during the drying and grinding steps, which applied to both the initial extractions and the re-extractions.

The J- and UJ qualifiers for 2-amino-4,6-DNT and 4-amino-2,6-DNT were due to low recoveries of the standard reference material (SRM). In most cases, the recoveries were not far below the control limits and the corresponding laboratory control samples (LCS) recoveries were within control limits. Low SRM recoveries are not expected to greatly impact usability of sample results, as the sample results were generally well above or well below the regulatory limits.

Other qualifiers were mainly due to surrogate recoveries, LCS recoveries, and MS/MSD recoveries and were not considered widespread throughout this project. The full data validation report is provided in **Attachment 2** and the raw analytical data package is provided in **Attachment 5**.

For the analysis of explosives in March 2022 the UJ qualifiers for 2,4,6-trinitrotoluene were due to low recoveries of the SRM. The recoveries were not far below the control limits and the corresponding LCS recoveries were within control limits. Low SRM recoveries are not expected to greatly impact usability of sample results, as the sample results were well above or well below the regulatory limits.

Other qualifiers were due to LCS recoveries, MS/MSD recoveries, and field duplicates (FD) results and were not considered widespread throughout this project. The full data validation report is provided in **Attachment 2** and the raw analytical data package is provided in **Attachment 5**.

This page intentionally left blank.

Figures 1 – 7

This page intentionally left blank.

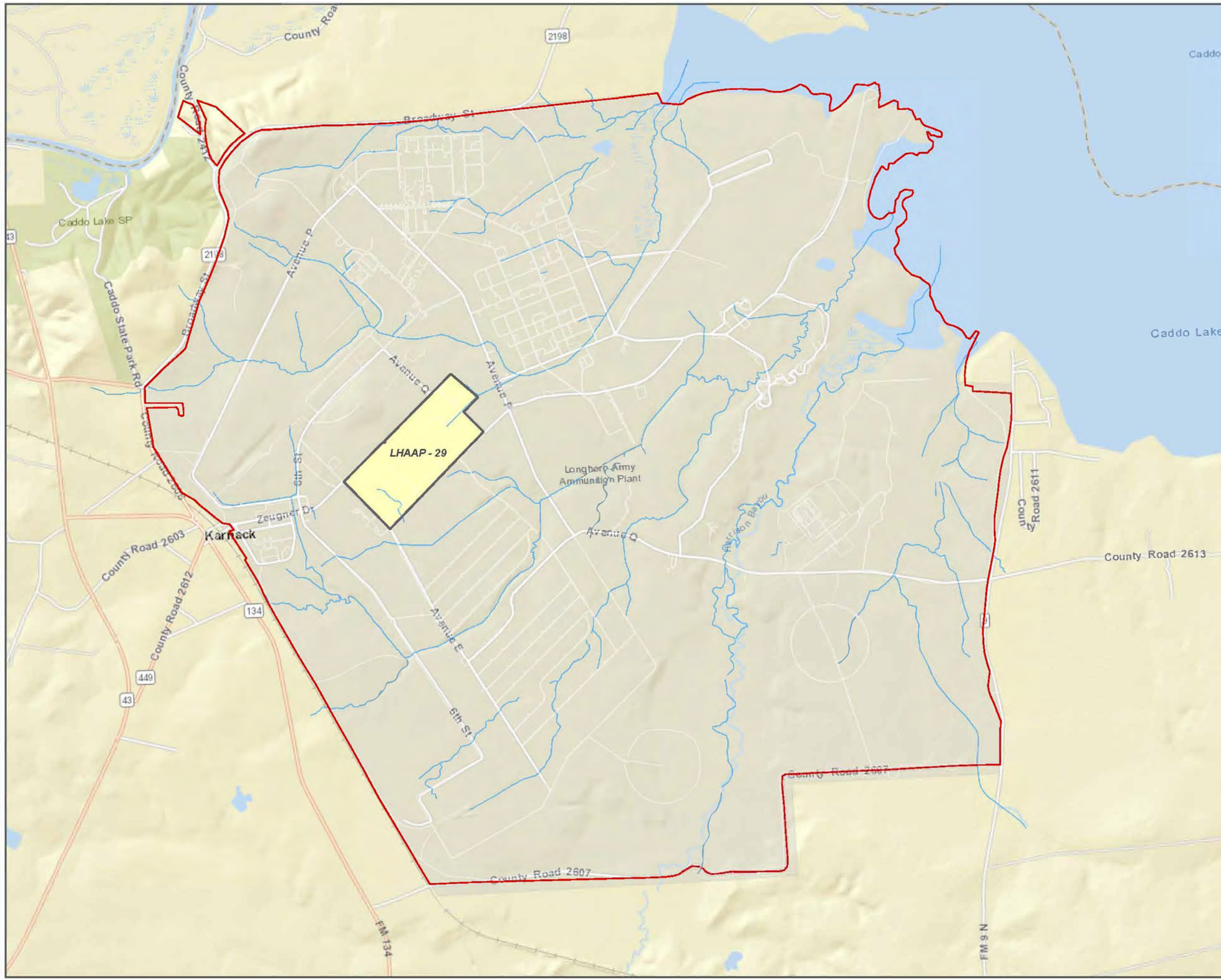

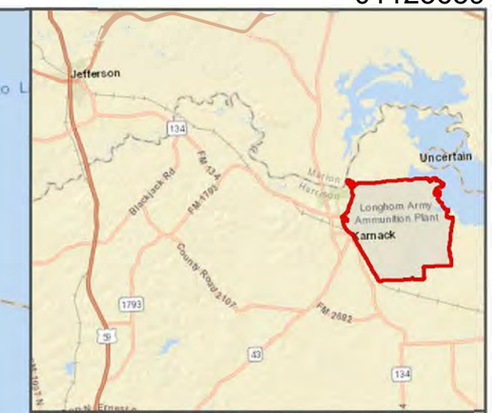

LEGEND

- Roads
- Streams
- Site LHAAP-29
- LHAAP Installation Boundary

DATA SOURCES: AECOM, 2016, Draft Final Remedial Investigation Addendum LHAAP-29, Former TNT Production Area, Group 2 Longhorn Army Ammunition Plant, Karnack, Texas. July. ESRI

DISCLAIMER: Map information was compiled from the best available sources. No warranty is made for its accuracy or completeness.

LHAAP-29 SITE LOCATION MAP

LHAAP-29 PDI REPDRT JUNE 2022
LONGHORN ARMY AMMUNITION PLANT
KARNACK, TEXAS

N

0 0.5 1
MILES

FIGURE 1

PATH: J:\2018\18-025_LHAAP_SITES29_47_48AND24_ROD_(WERNER)\7.2_WORK_IN_PROGRESS\MAP_DOCS\DRAFT\LHAAP29\LHAAP_29_PDI_WORKPLAN_SITE_VICINTY_FIG1.MXD - USER: KLOFGREN - DATE: 1/10/2021

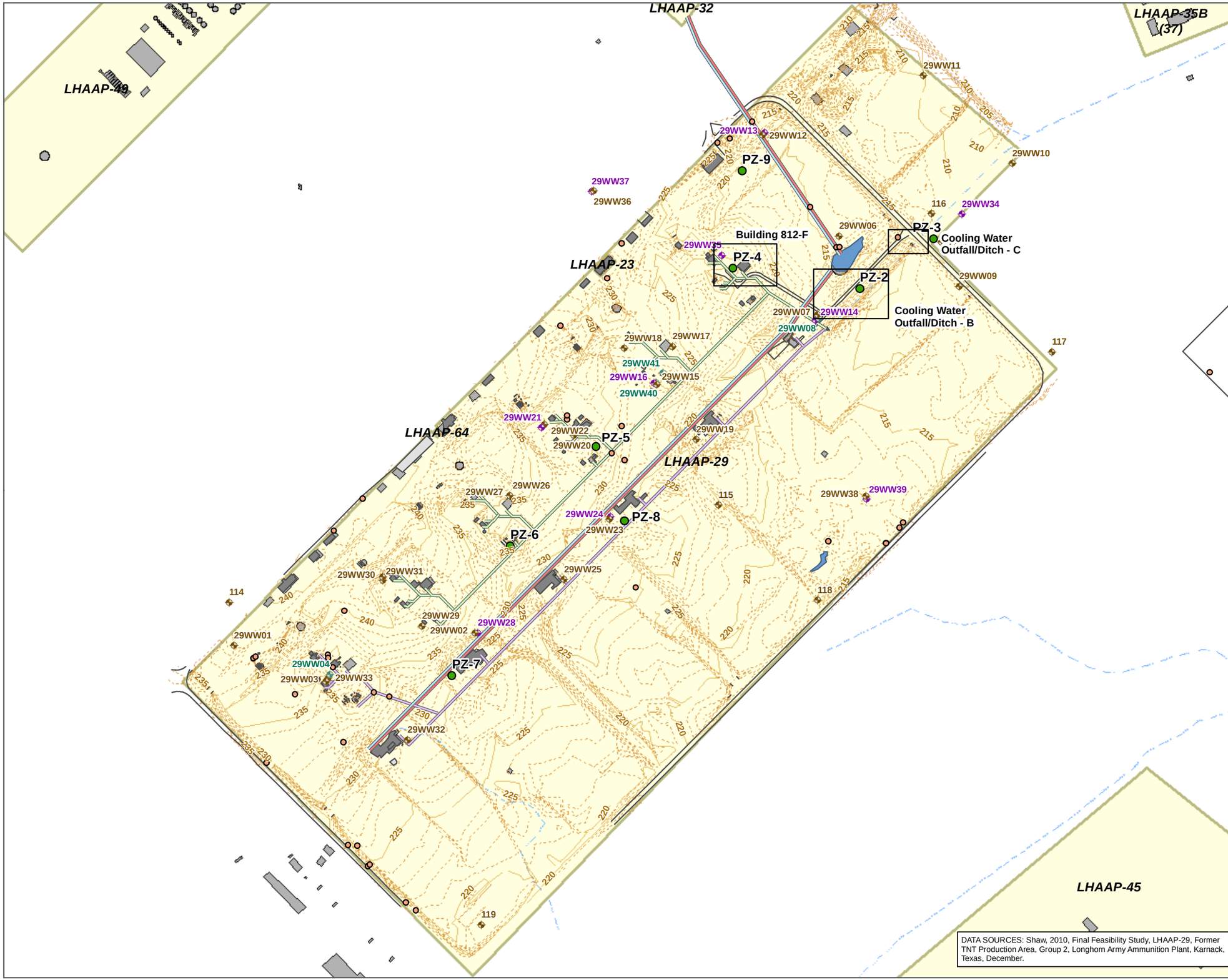

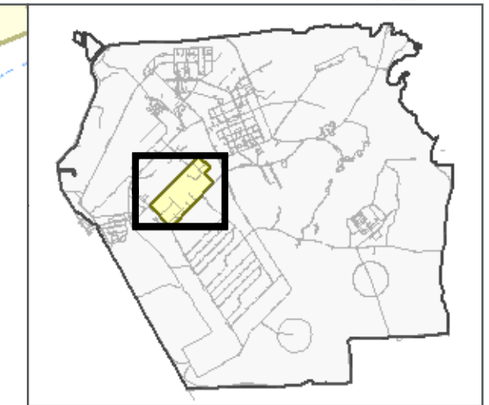

LEGEND

- 2022 Piezometer Locations
- Shallow or Lower Shallow Monitoring Well
- Intermediate Monitoring Well
- Deep Monitoring Well
- Utilities
- Index Contour
- Intermediate Contour
- Concrete, Pavement and Driveway
- Concrete
- Pavement
- Water
- TNT Cooling Water Drain Line (North)
- TNT Cooling Water Drain Line (South)
- TNT Wooden Wastewater Line
- TNT Transite Wastewater Line
- Stream
- Road
- Building
- Site LHAAP-29

DATA SOURCES: Shaw, 2010, Final Feasibility Study, LHAAP-29, Former TNT Production Area, Group 2, Longhorn Army Ammunition Plant, Karnack, Texas, December.

TOPOGRAPHIC MAP
SITE FEATURES

LHAAP-29 PDI REPORT JUNE 2022
LONGHORN ARMY AMMUNITION PLANT
KARNACK, TEXAS

N

0 200 400
FEET

FIGURE 2

PATH: J:\2018\18-025_LHAAP_SITES29_47_18AND24_ROD_(WERNER)\7.2_WORK_IN_PROGRESS\MAP_DOCS\DRAFT\LHAAP29\LHAAP_29_PDI_2022REPORT_TOPOGRAPHIC_FIG2(V2).MXD - USER: EBOWLIN - DATE: 9/15/2022

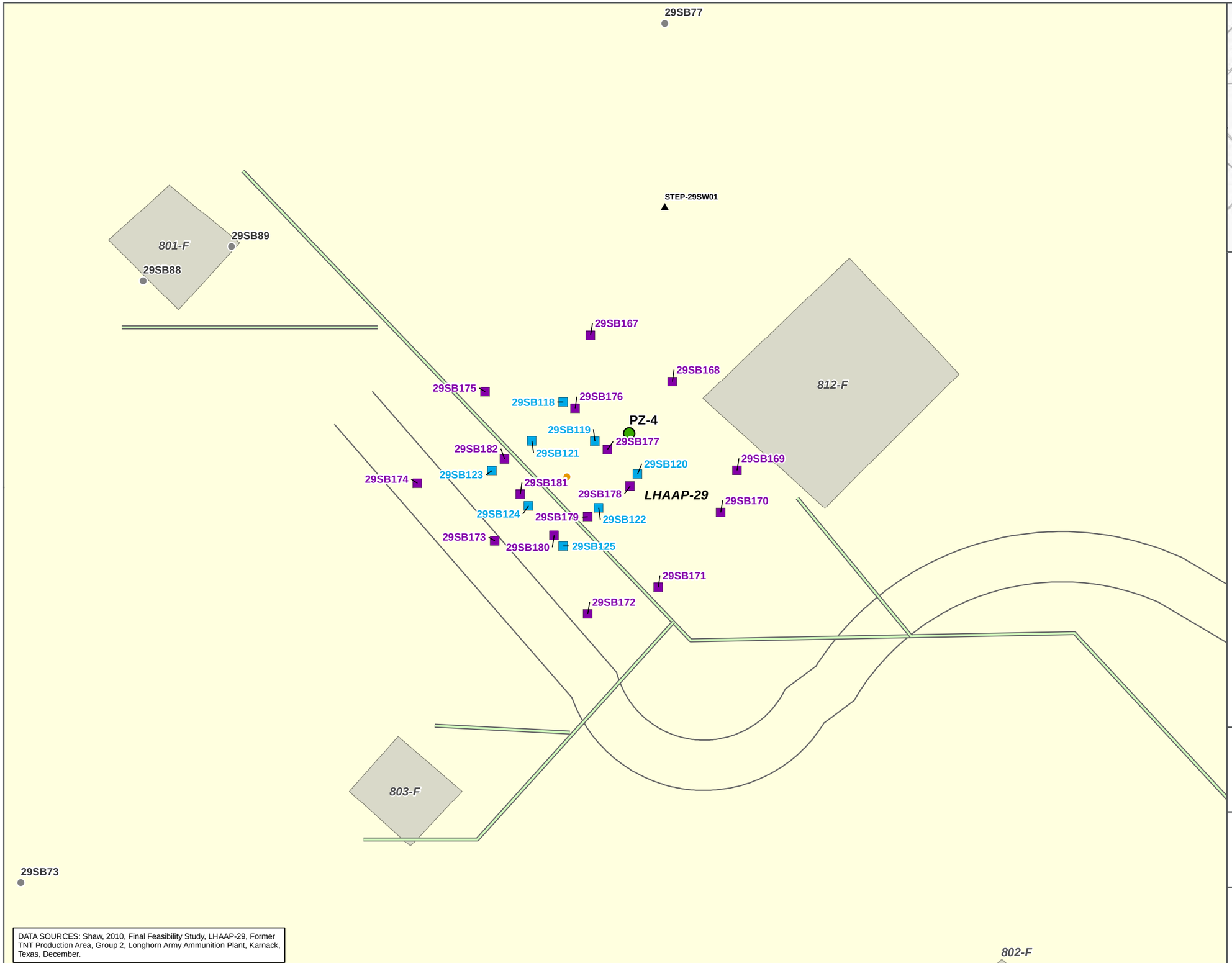

DATA SOURCES: Shaw, 2010, Final Feasibility Study, LHAAP-29, Former TNT Production Area, Group 2, Longhorn Army Ammunition Plant, Karnack, Texas, December.

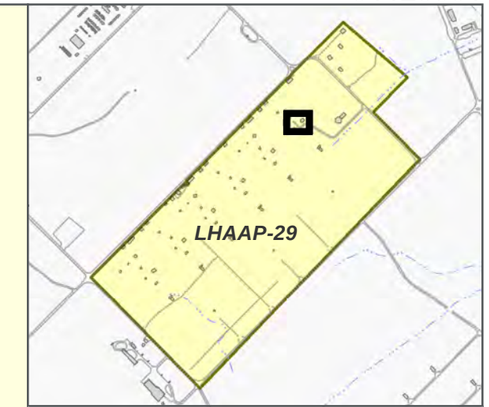

LEGEND

- 2022 Piezometer Locations
- 2022 DPT Soil Boring Location (29SB167 - 29SB182)
- 2021 DPT Soil Boring Location (29SB118 - 29SB125)

Historic Sample Locations and Results (Shaw 2020)

- Solid Residual Sample from Line or Manhole
- Water Sample from Line or Man Hole
- Surface Soil Samples
- TNT Cooling Water Drain Line (North)
- Stream
- Road
- Building
- Site LHAAP-29

BUILDING 812-F
DPT SOIL SAMPLE LOCATIONS
LHAAP-29 PDI REPORT JUNE 2022
LONGHORN ARMY AMMUNITION PLANT
KARNACK, TEXAS

N

0 20 40
FEET

FIGURE 3

PATH: J:\2018\18-025_LHAAP_SITES29_47_18AND24_ROD_(WERNER)\7.2_WORK_IN_PROGRESS\MAP_DOCS\DRAFT\LHAAP29\LHAAP_29_PDI_2022REPORT_BUILDING812F_SAMPLELOCATION_FIG3.MXD - USER: KLOFGREN - DATE: 6/22/2022

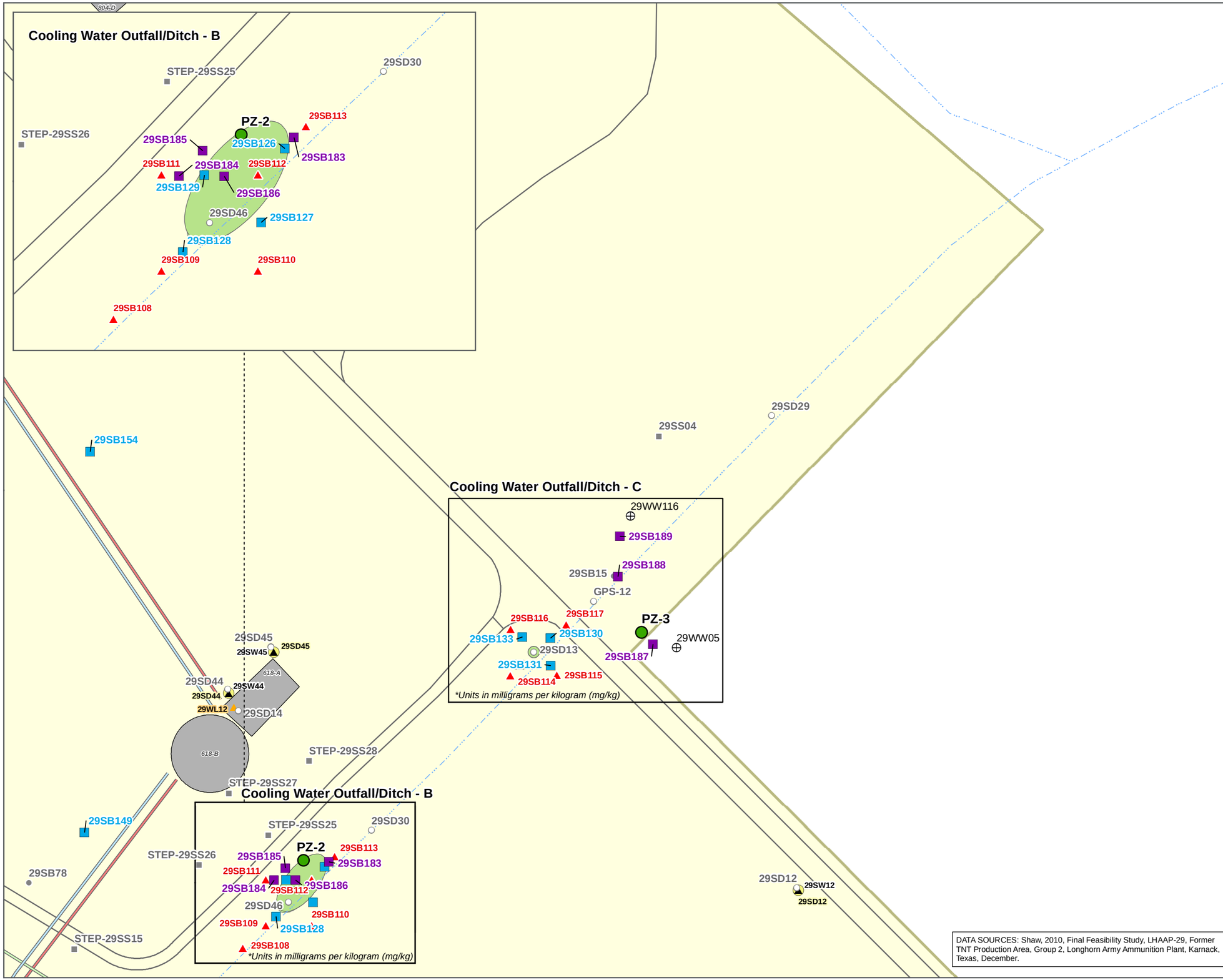

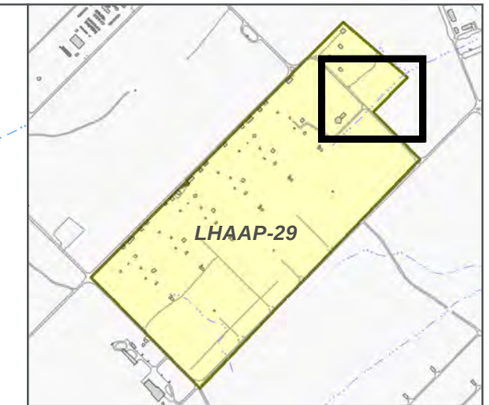

LEGEND

- 2022 Piezometer Locations
- 2022 DPT Soil Boring Location (29SB183 - 29SB189)
- 2021 DPT Soil Boring Location (29SB126 - 29SB133)

Historic Sample Locations and Results (Shaw 2020)

- Water Sample from Line or Man Hole
- Water Sample from Line or Man Hole
- Solid residual Sample from Line or Man Hole
- Sediment Samples
- Soil Boring Samples
- Surface Soil Samples
- Soil Sample from Cooling Water Outfall / Ditch
- Extent of soil contamination identified in the 2010 Shaw Final Feasibility Study and March 2021 PDI initial field investigation
- TNT Cooling Water Drain Line (North)
- TNT Wooden Wastewater Line
- TNT Transite Wastewater Line
- Stream
- Road
- Building
- Site LHAAP-29

COOLING WATER OUTFALL / DITCH - DPT SOIL SAMPLE LOCATIONS

LHAAP-29 PDI REPORT JUNE 2022
LONGHORN ARMY AMMUNITION PLANT
KARNACK, TEXAS

N

0 40 80
FEET

DATA SOURCES: Shaw, 2010, Final Feasibility Study, LHAAP-29, Former TNT Production Area, Group 2, Longhorn Army Ammunition Plant, Karnack, Texas, December.

FIGURE 4

PATH: J:\2018\18-025_LHAAP_SITES29_47_18AND24_ROD_(WERNER)\7.2_WORK_IN_PROGRESS\MAP_DOCS\DRAFT\LHAAP29\LHAAP_29_PDI_2022REPORT_COOLINGWATEROUTFALLDITCH_SAMPLELOCATIONS_FIG4.MXD - USER: KLOFGREN - DATE: 6/22/2022

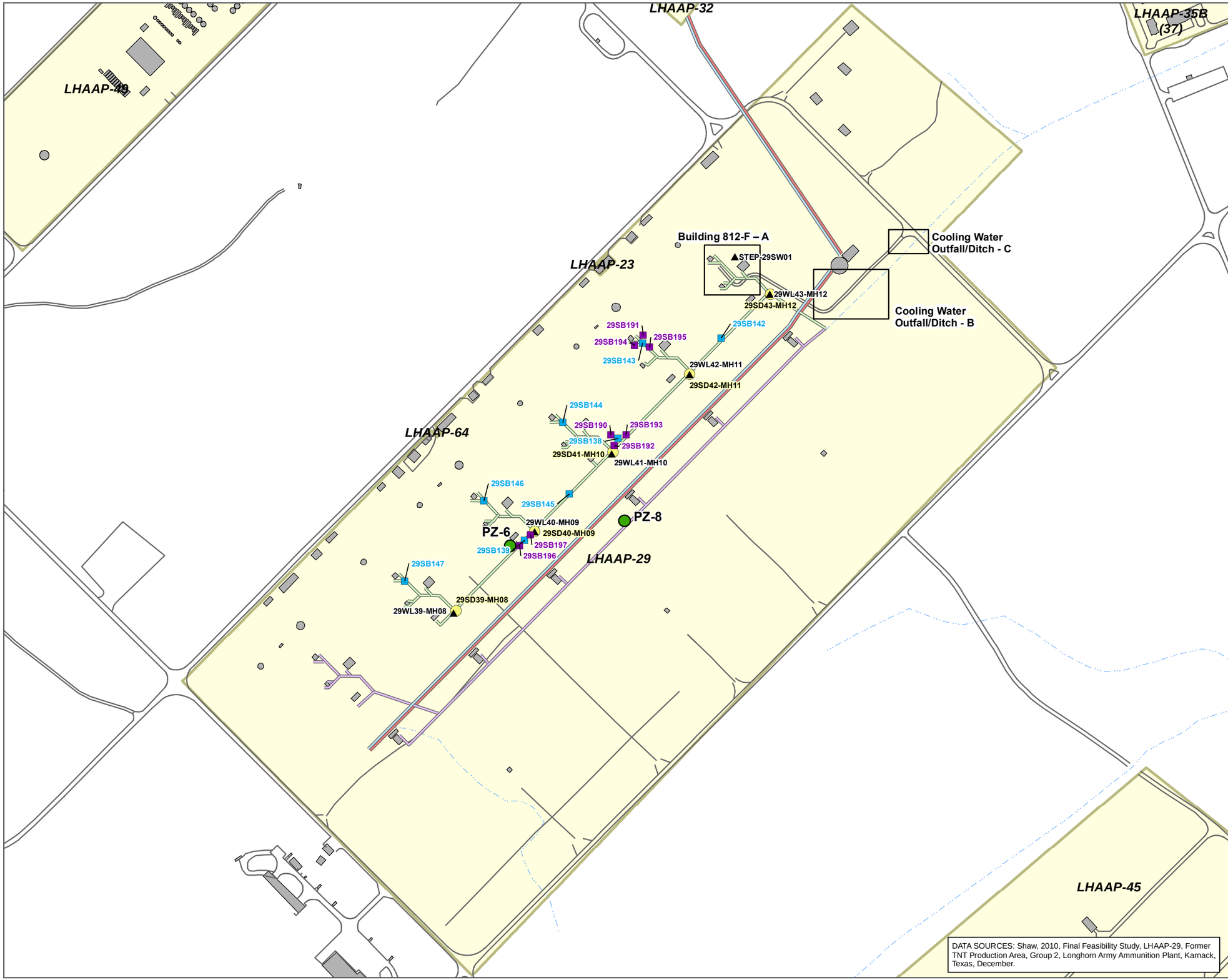

LEGEND

- 2022 Piezometer Locations
- 2022 DPT Soil Boring Location (29SB190 - 29SB197)
- 2021 DPT Soil Boring Location (29SB138 - 29SB139, 29SB142 - 29SB147)

Historic Sample Locations and Results (Shaw 2010)

- Water Sample from Line or Man Hole
- Solid residual Sample from Line or Man Hole
- Extent of soil contamination identified during the March 2021 PDI investigation
- TNT Cooling Water Drain Line (North)
- TNT Cooling Water Drain Line (South)
- TNT Wooden Wastewater Line
- TNT Transite Wastewater Line
- Stream
- Road
- Building
- Site LHAAP-29

NORTH TNT COOLING WATER LINES DPT SOIL SAMPLE LOCATIONS

LHAAP-29 PDI REPORT JUNE 2022
LONGHORN ARMY AMMUNITION PLANT
KARNACK, TEXAS

N

0 200 400
FEET

FIGURE 5

PATH: J:\2018\18-025_LHAAP_SITES29_47_18AND24_ROD_(WERNER)\7.2_WORK_IN_PROGRESS\MAP_DOCS\DRAFT\LHAAP29\LHAAP_29_PDI_2022REPORT_N_COOLING_WATER_DRAIN_LINE_HISTORIC_SAMPLELOCATIONS_FIGS.MXD - USER: KLOFGREN - DATE: 6/22/2022

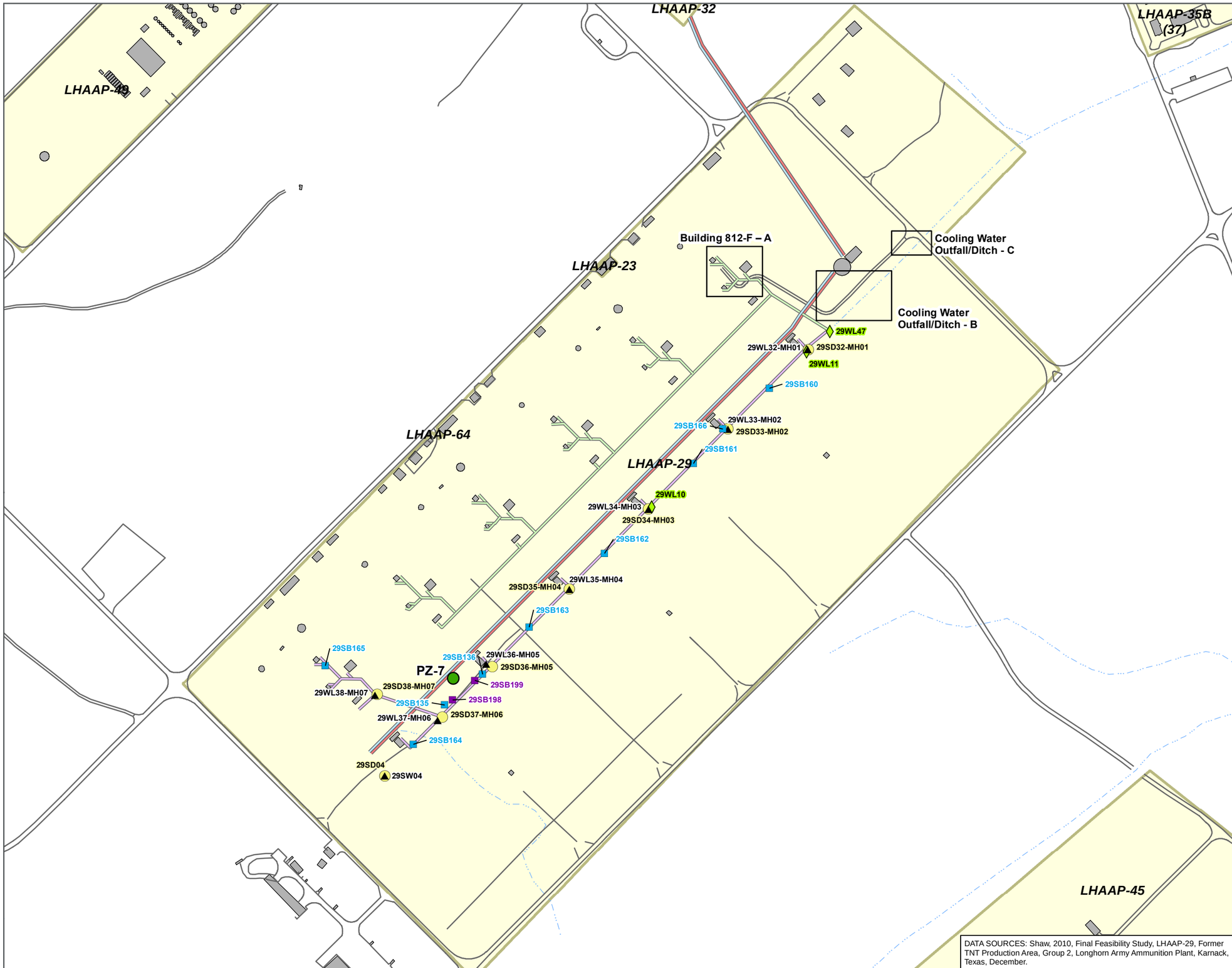

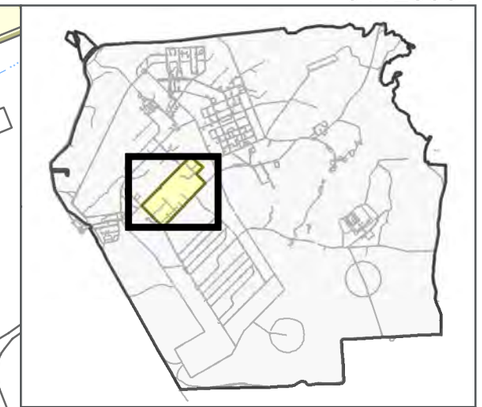

LEGEND

- 2022 Piezometer Locations
- 2022 DPT Soil Boring Location (29SB198 - 29SB199)
- 2021 DPT Soil Boring Location (29SB135 - 29SB136, 29SB160 - 29SB166)

Historic Sample Locations and Results (Shaw 2010)

- Water Sample from Line or Man Hole
- Solid residual Sample from Line or Man Hole
- Water Line Sample
- TNT Cooling Water Drain Line (North)
- TNT Cooling Water Drain Line (South)
- TNT Wooden Wastewater Line
- TNT Transite Wastewater Line
- Stream
- Road
- Building
- Site LHAAP-29

SOUTH TNT COOLING WATER LINES DPT SOIL SAMPLE LOCATIONS

LHAAP-29 PDI REPORT JUNE 2022
LONGHORN ARMY AMMUNITION PLANT
KARNACK, TEXAS

N

0 200 400
FEET

DATA SOURCES: Shaw, 2010, Final Feasibility Study, LHAAP-29, Former TNT Production Area, Group 2, Longhorn Army Ammunition Plant, Karnack, Texas, December.

FIGURE 6

PATH: J:\2018\18-025_LHAAP_SITES29_47_18AND24_ROD_(WERNER)\7.2_WORK_IN_PROGRESS\MAP_DOCS\DRAFT\LHAAP29\LHAAP_29_PDI_2022REPORT_S_COOLING_WATER_DRAIN_LINE_HISTORIC_SAMPLELOCATIONS_FIG6.MXD - USER: KLOFGREN - DATE: 6/22/2022

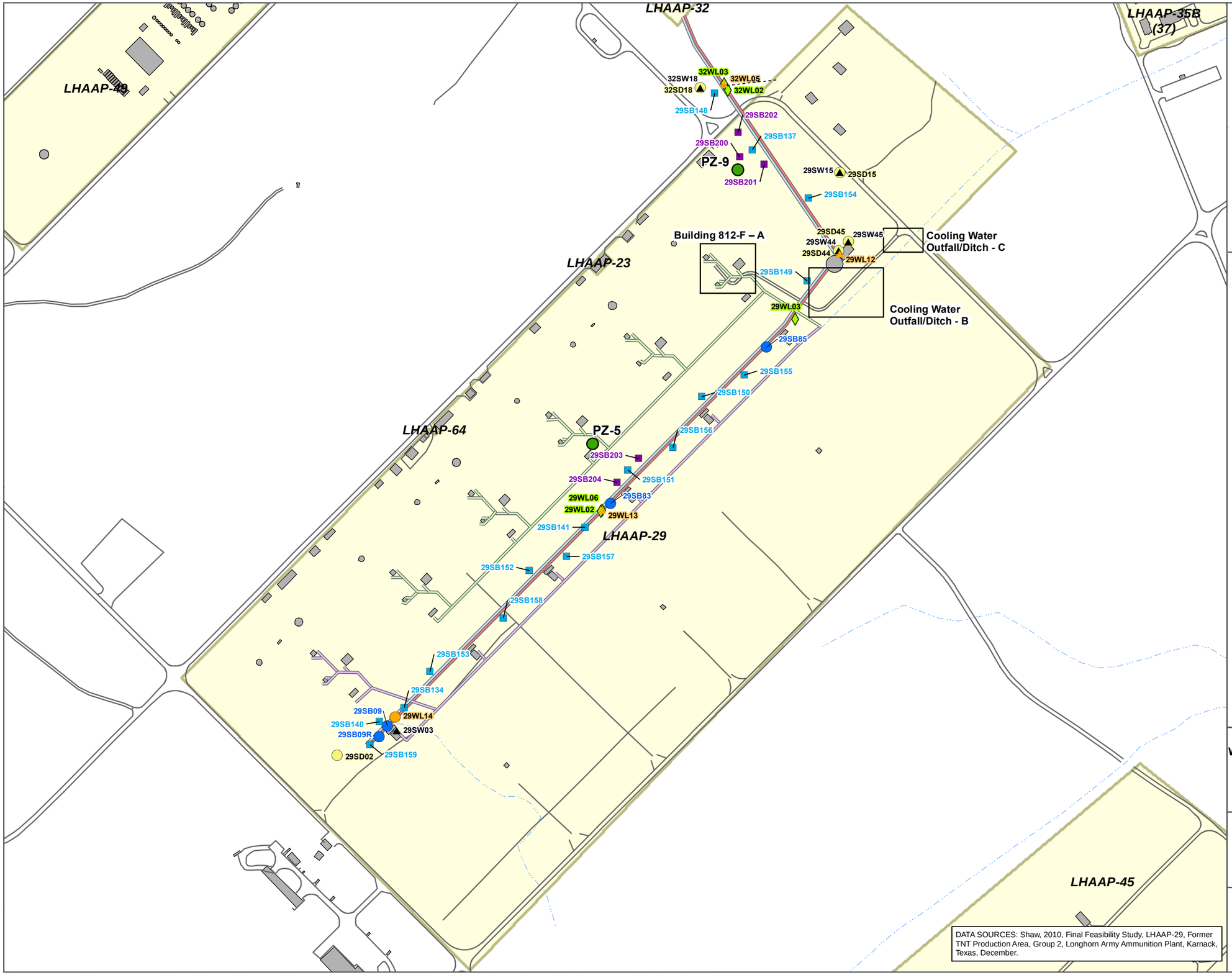

LEGEND

- 2022 Piezometer Locations
- 2022 DPT Soil Boring Location (29SB200 - 29SB204)
- 2021 DPT Soil Boring Location (Wooden TNT Wastewater Line: 29SB134, 29SB141, 29SB54 - 29SB159)(Transite TNT Wastewater Line: 29SB137, 29SB140, 29SB148 - 29SB153)

Historic Sample Locations and Results (Shaw 2010)

- Water Sample from Line or Man Hole
- Solid residual Sample from Line or Man Hole
- Soil Boring
- Water Sample from Line or Man Hole
- Solid residual Sample from Line or Man Hole
- Water Line Sample
- TNT Cooling Water Drain Line (North)
- TNT Cooling Water Drain Line (South)
- TNT Wooden Wastewater Line
- TNT Transite Wastewater Line
- Stream
- Road
- Building
- Site LHAAP-29

WOODEN AND TRANSITE TNT WASTEWATER LINES DPT SOIL SAMPLE LOCATIONS

LHAAP-29 PDI REPORT JUNE 2022
LONGHORN ARMY AMMUNITION PLANT
KARNACK, TEXAS

N

0 200 400
FEET

FIGURE 7

PATH: J:\2018\18-025_LHAAP_SITES29_47_18AND24_ROD_(WERNER)\7.2_WORK_IN_PROGRESS\MAP_DOCS\DRAFT\LHAAP29\LHAAP_29_PDI_2022REPORT_TRANSITE_WOODEN_WASTEWATER_LINE_HISTORIC_SAMPLELOCATION_FIG7.MXD - USER: EBOWLIN - DATE: 6/28/2022

This page intentionally left blank.

3 Investigation Findings

This section presents the soil sample results from the March 2021 and 2022 PDI field investigations. Results presented below from the March 2021 field investigation include the re-analysis performed by Eurofins/Test America (ETA) using Method SW8321A. The re-analysis was performed because detection limits and limits of quantification in the initial lab analysis were above the screening levels for 2,4-DNT and 2,6-DNT for all samples. A subset of the samples (88 total), which had no detections of these analytes, were sent to another laboratory that had DLs below the screening level using Method 8321A. Results from unsaturated soil and pipeline sediment/sludge are compared to TCEQ GWP-Ind MSC's. Summary tables of for each specific location are presented below. The full list of analytical results is provided in **Attachment 3**. Photos of site activities are provided in **Attachment 4**. A technical memo presenting the rationale for additional sampling is provided in **Attachment 6**.

3.1 Temporary Piezometers

Groundwater elevations were interpreted based on the ground surface elevation(s) taken from the topographic map since the piezometers were not surveyed. Based on this interpretation, groundwater flows east-northeast, which agrees with findings reported in the FS Addendum (AECOM, 2017). Depth to the water table varies across the site due to changes in topographic elevation and subsurface lithology, which is a heterogenous mix of silty sand, silty clays and clays. In general, water elevations mimic the terrain. In the case of the dry piezometers (PZ-5 and PZ-10), the points were installed in clay that extended the entire length (15 ft) of the screen.

The temporary piezometers were installed to evaluate the thickness of unsaturated soils by finding the depth to the water table. Together, the analytical results and the depth to the water table will be used to support development of excavation depths and volumes. Elevation data is provided in **Table 1**.

3.2 Building 812-F

The March 2021 soil samples (29SB118 – 29SB125) were collected at depths ranging between 3 and 16 ft bgs, while the March 2022 soil samples (29SB167 – 29SB182) were collected between 3 and 15 ft bgs. Samples collected from DPT borings 29SB121 and 29SB123 did not show explosives at concentrations above the DL. Therefore, all four sample depths from these borings were submitted to ETA for re-analysis using Method 8321A. Seven borings (29SB176 – 29SB182) from the March 2022 field investigation were collocated with the March 2021 DPT locations, while the remaining nine borings were moved 20 ft outside the March 2021 grid. The March 2022 soil samples were also collected above the saturated zone. Depth to the water table was measured at a depth of 14.9 ft bgs at temporary piezometer PZ-4.

Twenty of the DPT locations showed elevated concentrations of explosives exceeding the cleanup levels. The borings are located on either side of the North TNT Cooling Water Line with the higher levels observed on the northeastern portion of the site. There is no discernable pattern to depth of contamination, but several borings did show explosives at concentrations exceeding the GWP-Ind MSC over the entire depth of the borehole (3 - 16 ft bgs). A summary of explosives detected, and depths are provided below.

Eight (8) explosives were detected at multiple DPT soil boring locations including 2,4,6-TNT, 2,4-DNT, 2,6-DNT, 2-amino-DNT, 4-amino-DNT, 2-NT, 3-NT, and 4-NT. 2,4-DNT was detected at concentrations exceeding the GWP-Ind MSC at 20 DPT soil boring locations from depths 3 ft bgs to 16 ft bgs. The explosive 2,6-DNT was detected at concentrations exceeding the GWP-Ind MSC at 11 DPT soil boring locations from depths ranging from 14 ft bgs to 16 ft bgs, except for 29SB119 (3-4 and 15-16 ft bgs) and 29SB168 (3-4, 6-7, and 11-12) where the explosive was detected at multiple depth intervals. The explosives 2,4,6-TNT (4 detections), 2-amino-DNT (2 detections), 4-amino-DNT (1 detection), 2-NT (6 detections), 3-NT (4 detections), and 4-NT (6 detections) were found at concentrations below the GWP-Ind MSC at several boring locations. Low concentrations of explosives were detected above the DL in three of the 29SB121 samples and two from boring 29SB123 that were submitted for re-analysis. 2,4-DNT was found to exceed the GWP-Ind MSC in 29SB121 at the 3 - 4 foot depth, while 2,6-DNT was found to exceed the GWP-Ind MSC in 29SB123 at the 15 – 16 foot depth interval.

Boring 29SB168 had the greatest vertical extent of explosives contamination. Nitroaromatic explosives were found throughout the entire depth of the borehole at depths between 3 and 16 ft bgs. Boring 29SB168 is located on the far northeast boundary of the March 2022 grid. Other borings that showed elevated concentrations of explosives include 29SB119, 29SB120, and 29SB122. These borings were installed during the March 2021 field investigation, also in the northeastern side of the site. **Table 2** provides the soil sample results from the March 2021 field investigation with the ETA re-analyzed data and the collocated samples collected in March 2022. **Table 3** provides a summary of the soil sample results from the March 2022 field investigation outside of the March 2021 grid. Results for explosives detected in soil are provided in **Figure 8**.

Table 2. Piezometer Data

Area of Concern	Associated Piezometer	Water Level (ft bgs)	Approximate Surface Elevation (amsl)	Approximate Groundwater Elevation (amsl)	Boring ID
Bldg. 812-F	PZ-4	14.9' bgs	225	210.1	29SB167
					29SB168
					29SB169
					29SB170
					29SB171
					29SB172
					29SB173
					29SB174
					29SB175
					29SB176
					29SB177
					29SB178
					29SB179
					29SB180
					29SB181
					29SB182
Cooling Water Outfall / Ditch	PZ-2	14.1' bgs	213	198.9	29SB183
					29SB184
					29SB185
					29SB186
	PZ-3	10.7' bgs	214	203.3	29SB187
					29SB188
					29SB189
North Cooling Water Line	PZ-5/10	dry	234	dry	29SB190
					29SB192
					29SB193
	PZ-8	10.3' bgs	227	216.7	29Sb191
					29SB194
					29SB195
	PZ-6	7.5' bgs	238	230.5	29SB196
					29SB197
South Cooling Water Line	PZ-7	8.7' bgs	227	218.3	29SB198
					29SB199
Transite TNT Wastewater Line	PZ-9	15.5' bgs	219	203.5	29SB200
					29SB201
					29SB202
	PZ-5/10	dry	234	dry	29SB203
					29SB204

Table 3. Building 812-F March 2021 Soil Sample Results

CAS No.	Chemical Name	Sample ID	29SB118		29SB176[1]	29SB119			29SB177[1]	29SB120				29SB178[1]	29SB121			
		Collection Date	3/2/2021		3/24/2022	3/2/2021			3/24/2022	3/2/2021				3/24/2022	10/7/2021[2]			
		Depth Interval (ft bgs)	3-4	15-16	14.5-15	3-4	11-12	15-16	14.5-15	3-4	7-8	11-12	15-16	14.5-15	3-4[2]	7-8[2]	11-12[2]	15-16[2]
		LOQ (mg/kg) LOD (mg/kg) DL (mg/kg)	0.393 0.196 0.0981	0.399 0.200 0.0998	0.098 0.049 0.043	0.397 0.198 0.0992	0.409 0.205 0.102	0.391 0.196 0.0978	0.097 0.049 0.043	0.393 0.197 0.0983	0.401 0.201 0.100	0.388 0.194 0.0971	0.415 0.207 0.104	0.097 0.048 0.043	0.014 0.027 0.027	0.014 0.027 0.027	0.014 0.027 0.027	0.014 0.027 0.027
		Comparison Levels (mg/kg)																
118-96-7	2,4,6-TNT	4.7/5.1	<0.196 U	<0.200 U	<0.049 U	1.04	<0.205 U	<0.196 U	<0.049U	<0.197 U	0.296 J	<0.194 U	<0.207 U	<0.048U	0.014J	<0.015UJ	<0.014UJ	<0.015UJ
121-14-2	2,4-DNT	0.042	**0.258 J**	**0.132 J+**	**3.2**	**0.647**	**0.548**	**0.763 J+**	**2.2**	**0.581**	**0.746**	**2.12**	**0.571**	**0.19**	**0.068J**	0.0081J	<0.027UJ	0.0096J
606-20-2	2,6-DNT	0.042	<0.196 U	<0.200 U	**1.1**	**0.0996 J**	<0.205 U	**0.683 J+**	**0.51**	<0.197 U	<0.201 U	**0.45**	**0.135 J**	<0.048U	<0.028UJ	0.02J	<0.027UJ	0.023J

CAS No.	Chemical Name	Sample ID	29SB122				29SB179[1] (29SB122)	29SB123				29SB182[1] (29SB123)	29SB124	29SB181[1] (29SB124)	29SB125		29SB180[1]
		Collection Date	3/2/2021				3/24/2022	10/7/2021[2]				3/24/2022	3/2/2021	3/24/2022	3/2/2021		3/24/2022
		Depth Interval (ft	3-4	7-8	11-12	15-16	14.5-15	2-3[2]	7-8[2]	11-12[2]	15-16[2]	14.5-15	15-16	14.5-15	6-7	15-16	
		LOQ (mg/kg) LOD (mg/kg) DL (mg/kg)	0.398 0.199 0.0996	0.393 0.196 0.0982	0.412 0.206 0.103	0.397 0.198 0.0992	0.099 0.050 0.046	0.014 0.028 0.028	0.014 0.028 0.028	0.014 0.028 0.028	0.014 0.028 0.028	0.095 0.048 0.044	0.405 0.203 0.101	0.1 0.050 0.040	0.408 0.204 0.102	0.416 0.208 0.104	0.098 0.049 0.036
		Comparison Levels (mg/kg)															
118-96-7	2,4,6-TNT	4.7/5.1	<0.199 U	<0.196 U	<0.206 U	<0.198 U	<0.050U	<0.015UJ	<0.014UJ	<0.014UJ	0.0066J+	<0.048U	<0.203 U	<0.050UJ	<0.204 U	<0.208 U	<0.049UJ
121-14-2	2,4-DNT	0.042	**0.418**	**0.43**	**0.609**	**4.78 J+**	**0.27**	0.012J	<0.028UJ	<0.028UJ	<0.028UJ	<0.048U	**5.78 J+**	**1.9**	**0.201 J**	**0.3 J**	**0.56**
606-20-2	2,6-DNT	0.042	<0.199 U	<0.196 U	<0.206 U	**0.318 J+**	<0.050U	<0.029UJ	<0.028UJ	<0.028UJ	**0.047J**	<0.048U	**1.13 J+**	**0.74**	<0.204 U	<0.208 U	**0.072J**

Notes:
Comparison Levels = GWP-Ind MSC Texas Commission on Environmental Quality soil medium specific concentration for industrial use based on groundwater protection.
1 = Boring is collocated.
2 = ETA re-analyzed results.
mg/kg = milligrams per kilogram
J+ = Estimated Biased High
J- = Estimated Biased Low
J = Estimated
<0.199 U = Non-detect
Shaded = Positive Detection.
Bold = Exceeds Comparison Level

Table 4. Building 812-F March 2022 Soil Sample Results

CAS No.	Chemical Name	Sample ID	29SB167 (3-4)	DUP-06 29SB167	29SB167			29SB168				29SB169		DUP-07 29SB169	29SB169	
		Collection Date	3/24/2022	3/24/2022	3/24/2022	3/24/2022	3/24/2022	3/24/2022	3/24/2022	3/24/2022	3/24/2022	3/24/2022	3/24/2022	3/24/2022	3/24/2022	3/24/2022
		Sampled Media	3-4	3-4	6-7	11-12	14.5-15	3-4	6-7	11-12	14.5-15	3-4	6-7	6-7	11-12	14.5-15
		LOQ LOD DL (mg/kg)	0.097 0.048 0.036	0.099 0.049 0.036	0.098 0.049 0.036	0.097 0.048 0.036	0.094 0.047 0.035	0.97 0.49 0.36	0.93 0.47 0.34	0.95 0.48 0.35	0.094 0.047 0.035	0.096 0.048 0.035	0.099 0.050 0.037	0.097 0.048 0.034	0.097 0.048 0.036	0.093 0.047 0.034
		Comparison Levels (mg/kg)														
118-96-7	2,4,6-TNT	4.7[a]/5.1[b]	<0.048 U	0.18	<0.049 U	<0.048 U	<0.047 U	1.8	1.4 J	3.3	<0.047 U	<0.048 U	0.22	0.25	<0.048 U	<0.047 U
121-14-2	2,4-DNT	0.042	**0.096 J**	**0.2**	<0.049 U	<0.048 U	<0.047 U	**1**	**5.1**	**31**	**0.19**	<0.048 U	**0.75**	**0.76**	**0.14**	**0.11**
606-20-2	2,6-DNT	0.042	<0.048 U	<0.049 U	<0.049 U	<0.048 U	<0.047 U	**0.1**	**0.47**	**4.8**	<0.047 U	<0.048 U	<0.050 U	<0.048 U	<0.048 U	<0.047 U

Table 4. Building 812-F March 2022 Soil Sample Results (cont'd)

CAS No.	Chemical Name	Sample ID	29SB170				29SB171			DUP-08 29SB171	29SB171	29SB172			
		Collection Date	3/24/2022	3/24/2022	3/24/2022	3/24/2022	3/24/2022	3/24/2022	3/24/2022	3/24/2022	3/24/2022	3/24/2022	3/24/2022	3/24/2022	3/24/2022
		Sampled Media	3-4	6-7	11-12	14.5-15	3-4	6-7	11-12	11-12	14.5-15	3-4	6-7	11-12	14.5-15
		LOQ LOD DL (mg/kg)	0.097 0.049 0.036	0.095 0.047 0.035	0.098 0.049 0.036	0.097 0.048 0.036	0.097 0.049 0.036	0.10 0.050 0.037	0.099 0.049 0.036	0.096 0.048 0.035	0.095 0.048 0.035	0.097 0.048 0.036	0.094 0.047 0.035	0.097 0.048 0.036	0.098 0.049 0.036
		Comparison Levels (mg/kg)													
118-96-7	2,4,6-TNT	4.7[a]/5.1[b]	<0.049 U	0.15	<0.049 U	<0.048 U	<0.049 U	<0.050 U	<0.049 U	<0.048 U	<0.048 U	<0.048 UJ	<0.047 UJ	<0.048 UJ	<0.049 UJ
121-14-2	2,4-DNT	0.042	<0.049 U	**0.37**	<0.049 U	**0.079 J**	<0.049 U	**0.066 J**	<0.049 U	<0.048 U	<0.048 U	<0.048 U	<0.047 U	<0.048 U	<0.049 U
606-20-2	2,6-DNT	0.042	<0.049 U	<0.047 U	<0.049 U	<0.048 U	<0.049 U	<0.050 U	<0.049 U	<0.048 U	<0.048 U	<0.048 U	<0.047 U	<0.048 U	**0.11**

CAS No.	Chemical Name	Sample ID	29SB173				29SB174				29SB175			
		Collection Date	3/24/2022	3/24/2022	3/24/2022	3/24/2022	3/24/2022	3/24/2022	3/24/2022	3/24/2022	3/24/2022	3/24/2022	3/24/2022	3/24/2022
		Sampled Media	3-4	6-7	11-12	14.5-15	3-4	6-7	11-12	14.5-15	3-4	6-7	11-12	14.5-15
		LOQ LOD DL (mg/kg)	0.096 0.048 0.035	0.096 0.048 0.035	0.096 0.048 0.035	0.096 0.048 0.035	0.093 0.047 0.034	0.096 0.048 0.035	0.098 0.049 0.036	0.098 0.049 0.036	0.098 0.049 0.036	0.095 0.047 0.035	0.093 0.047 0.034	0.099 0.049 0.035
		Comparison Levels (mg/kg)												
118-96-7	2,4,6-TNT	4.7[a]/5.1[b]	<0.048 UJ	<0.048 UJ	<0.048 UJ	<0.048 UJ	<0.047 U	<0.048 U	<0.049 U	<0.049 U	<0.049 UJ	<0.047 UJ	<0.047 UJ	<0.049 UJ
121-14-2	2,4-DNT	0.042	<0.048 U	<0.048 U	<0.048 U	**1.6**	<0.047 U	<0.048 U	<0.049 U	<0.049 U	**0.057 J**	<0.047 U	<0.047 U	<0.049 U
606-20-2	2,6-DNT	0.042	<0.048 U	<0.048 U	<0.048 U	**0.58**	<0.047 U	<0.048 U	<0.049 U	<0.049 U	<0.049 U	<0.047 U	<0.047 U	<0.049 U

Notes:
Comparison Levels = GWP-Ind MSC Texas Commission on Environmental Quality soil medium specific concentration for industrial use based on groundwater protection.
mg/kg = milligrams per kilogram
J+ = Estimated Biased High
J- = Estimated Biased Low
J = Estimated
<0.199 U = Non-detect
Shaded = Positive Detection.
Bold = Exceeds Comparison Level

3.3 Cooling Water Outfall/Ditch

The March 2021 soil samples (29SB126 – 29SB133) were collected at depths ranging between 1 and 8 ft bgs, while the March 2022 soil samples (29SB183 – 29SB189) were collected between 1 and 14 ft bgs. Samples from six DPT borings collected during the March 2021 field investigation were submitted to ETA for re-analysis using Method 8321A to either confirm results greater than the original lab DL or where the result was a non-detect. Borings and samples included 29SB126 (3 – 4, 5 – 6 ft bgs), 29SB127 (1 – 2 ft bgs), 29SB128 (1 – 2 ft bgs), 29SB129 (5 – 6 ft bgs), 12SB130 (1 – 2 ft bgs), and 29SB132 (1 – 2 ft bgs). Samples 29SB131 and 29SB133 from Area C, which had DLs above the cleanup levels in the original analysis, were not submitted for re-analyses since the area was covered by the re-analysis of samples 29SB130 and 29SB132 and due to the low concentration detected at historic sample location 29SD13. DPT borings 29SB183 and 29SB186 were collocated with the March 2021 DPT locations, while three borings (29SB187 – 29SB189) were collocated with historic sample locations. The remaining two borings were moved 10 ft to either side of 29SB129. The March 2022 soil samples were also collected above the saturated zone. Depth to the water table was measured at 14.1 ft bgs at piezometer PZ-2 and 10.7 ft bgs at piezometer PZ-3.

Two DPT boring locations showed elevated concentrations of explosives exceeding the cleanup levels. The borings were installed during the March 2021 field investigation and included 29SB126 and 29SB129. The borings are in Area B adjacent to and down gradient from historic sample 29SB112. Depth of contamination ranges from 1-2 ft bgs at 29SB126 and 3-8 ft bgs at 29SB129. Explosives were not detected at any borings installed during the March 2022 field investigation,

including those collocated with boring locations from the March 2021 field effort. A summary of explosives detected and depths are provided below.

Three explosives were detected including 2,4,6-TNT, 2,4-DNT, and 2,6-DNT. 2,6-DNT was detected at boring 29SB126 at levels exceeding the GWP-Ind MSC at 1 – 2 ft bgs. All three explosives were detected at concentrations exceeding the GWP-Ind MSC at 29SB129 from 3 – 8 ft bgs. Results from the re-analysis by ETA showed low concentrations of explosives below the GWP-Ind MSC in boring 29SB126 at the 3 - 4 ft bgs sample depth, while the sample collected from 5 – 6 ft bgs had no explosives detected above the DL (representative of the original analysis). Boring 29SB126 had low concentrations of 2,4,6-TNT, 2,4-DNT, and 2,6-DNT below the GWP-Ind MSC, which defines vertical extent. Boring 29SB128 had a single detection of 2,4,6-TNT at the 1 – 2 ft bgs sample depth, which previously was reported as below the DL. Boring 29SB129 had detections of 2,4,6-TNT, 2,4-DNT, and 2,6-DNT at concentrations exceeding the GWP-Ind MSC.

Contamination is centered on DPT locations 29SB126 and 29SB129 in Area B on the northeast side of the site. Samples collected during the March 2022 field investigation did not reveal any explosives present at concentrations above the DL. This includes boring locations 29SB184 and 29SB185 which were placed 10 feet to either side of 29SB129, and 29SB186 which was collocated with 29SB129. This indicates a very limited horizontal extent of contamination. Borings located to the northeast and downgradient of the known area of contamination installed adjacent to historic wells that had shown high levels of nitroaromatic explosives had no detections above the DL. **Table 4** provides a summary of the soil sample results from the March 2021 and 2022 field investigation including the ETA re-analyzed data. Results for explosives detected in soil are provided in **Figure 9**.

Table 5. Cooling Water Outfall / Ditch Soil Sample Results

CAS No.	Chemical Name	Sample ID	29SB126				29SB183[1] (29SB126)		29SB127				29SB128			
		Collection Date	3/2/2021 (10/7/2021[2])				3/24/2022		3/3/2021 (10/7/2021[2])				3/3/2021 (10/7/2021[2])			
		Depth Interval (ft bgs)	1-2	3-4[2]	5-6[2]	7-8	1-2	3-4	1-2[2]	3-4	5-6	7-8	1-2[2]	3-4	5-6	7-8
		LOQ (mg/kg)	0.394	0.015	0.015	0.409	0.098	0.098	0.015	0.389	0.406	0.389	0.015	0.393	0.396	0.419
		LOD (mg/kg)	0.197	0.029	0.029	0.204	0.049	0.049	0.029	0.195	0.203	0.194	0.029UJ	0.197	0.198	0.209
		DL (mg/kg)	0.0985	0.029	0.029	0.102	0.044	0.044	0.029	0.0973	0.101	0.0972	0.029UJ	0.0983	0.0989	0.105
		Comparison Levels[1] (mg/kg)														
118-96-7	2,4,6-TNT	4.7[a]/5.1[b]	<0.197 UJ	0.011J	<0.015UJ	<0.204 UJ	<0.049U	<0.049U	<0.015UJ	<0.195 UJ	<0.203 UJ	<0.194 UJ	0.0097J	<0.197 UJ	<0.198 UJ	<0.209 UJ
121-14-2	2,4-DNT	0.042	<0.197 UJ	0.0088J	<0.029UJ	<0.204 UJ	<0.049U	<0.049U	<0.029UJ	<0.195 UJ	<0.203 UJ	<0.194 UJ	<0.029UJ	<0.197 UJ	<0.198 UJ	<0.209 UJ
606-20-2	2,6-DNT	0.042	**0.178 J**	0.022J	<0.029UJ	<0.204 UJ	<0.049U	<0.049U	<0.029UJ	<0.195 UJ	<0.203 UJ	<0.194 UJ	<0.029 UJ	<0.197 UJ	<0.198 UJ	<0.209 UJ

CAS No.	Chemical Name	Sample ID	29SB129				29SB186[1] (29SB129)			29SB184 (offset 29SB129)			
		Collection Date	3/2/2021 (10/7/2021[2])				3/24/2022			3/24/2022			
		Depth Interval (ft bgs)	1-2	3-4	5-6[2]	7-8	9-10	11-12	13.5-14	3-4	7-8	11-12	13.5-14
		LOQ (mg/kg)	0.409	0.382	0.014	0.387	0.094	0.094	0.094	**0.099**	**0.099**	**0.094**	**0.095**
		LOD (mg/kg)	0.205	0.191	0.029	0.193	0.047	0.047	0.047	**0.050**	**0.050**	**0.047**	**0.047**
		DL (mg/kg)	0.102	0.0956	0.029	0.0967	0.047	0.047	0.047	**0.036**	**0.036**	**0.034**	**0.035**
		Comparison Levels[1] (mg/kg)											
118-96-7	2,4,6-TNT	4.7[a]/5.1[b]	<0.205 U	**5.13 J+**	**22J**	2.72 J+	<0.047U	<0.047U	<0.047U	<0.050 U	<0.050 U	<0.047 U	<0.047 U
121-14-2	2,4-DNT	0.042	<0.205 U	**1.45 J+**	**180J**	**6.7 J+**	<0.047U	<0.047U	<0.047U	<0.050 U	<0.050 U	<0.047 U	<0.047 U
606-20-2	2,6-DNT	0.042	<0.205 U	**21.3 J+**	**130J**	**58.3**	<0.047U	<0.047U	<0.047U	<0.050 U	<0.050 U	<0.047 U	<0.047 U

Table 5. Cooling Water Outfall / Ditch Soil Sample Results (cont'd)

CAS No.	Chemical Name	Sample ID	29SB185 (offset 29SB129)				29SB130				29SB131			
		Collection Date	3/22/2022				3/2/2021 (10/7/2021[2])				3/2/2021			
		Depth Interval (ft bgs)	3-4	7-8	11-12	13.5-14	1-2[2]	3-4	5-6	7-8	1-2	3-4	5-6	7-8
		LOQ (mg/kg)	0.096	0.096	0.095	0.098	0.014	0.391	0.399	0.393	0.393	0.402	0.419	0.399
		LOD (mg/kg)	0.048	0.048	0.048	0.049	0.029	0.196	0.199	0.197	0.197	0.201	0.210	0.200
		DL (mg/kg)	0.035	0.035	0.035	0.035	0.029	0.0978	0.0997	0.0983	0.0983	0.101	0.105	0.0998
		Comparison Levels[1] (mg/kg)												
118-96-7	2,4,6-TNT	4.7[a]/5.1[b]	<0.048 U	<0.048 U	<0.048 U	<0.049 U	<0.014UJ	<0.196 UJ	<0.199 UJ	<0.197 UJ	<0.197 UJ	<0.201 UJ	<0.210 UJ	<0.200 UJ
121-14-2	2,4-DNT	0.042	<0.048 U	<0.048 U	<0.048 U	<0.049 U	<0.029UJ	<0.196 UJ	<0.199 UJ	<0.197 UJ	<0.197 UJ	<0.201 UJ	<0.210 UJ	<0.200 UJ
606-20-2	2,6-DNT	0.042	<0.048 UJ	<0.048 U	<0.048 U	<0.049 U	<0.029UJ	<0.196 UJ	<0.199 UJ	<0.197 UJ	<0.197 UJ	<0.201 UJ	<0.210 UJ	<0.200 UJ

CAS No.	Chemical Name	Sample ID	29SB132				29SB133				29SB187		
		Collection Date	3/2/2021 (10/7/2021[2])				3/2/2021				3/23/2022		
		Depth Interval (ft bgs)	1-2[2]	3-4	5-6	7-8	1-2	3-4	5-6	7-8	0-2	5-7	10-10.5
		LOQ (mg/kg)	0.408	0.383	0.402	0.404	0.387	0.393	0.407	0.405	0.095	0.096	0.100
		LOD (mg/kg)	0.204	0.192	0.201	0.202	0.193	0.196	0.203	0.202	0.048	0.048	0.050
		DL (mg/kg)	0.102	0.0958	0.100	0.101	0.0967	0.0982	0.102	0.101	0.035	0.035	0.037
		Comparison Levels[1] (mg/kg)											
118-96-7	2,4,6-TNT	4.7[a]/5.1[b]	<0.015UJ	<0.192 UJ	<0.201 UJ	<0.202 UJ	<0.193 UJ	<0.196 UJ	<0.203 UJ	<0.206 UJ	<0.048 U	<0.048 U	<0.050 U
121-14-2	2,4-DNT	0.042	<0.029UJ	<0.192 UJ	<0.201 UJ	<0.202 UJ	<0.193 UJ	<0.196 UJ	<0.203 UJ	<0.206 UJ	<0.048 U	<0.048 U	<0.050 U
606-20-2	2,6-DNT	0.042	<0.029UJ	<0.192 UJ	<0.201 UJ	<0.202 UJ	<0.193 UJ	<0.196 UJ	<0.203 UJ	<0.206 UJ	<0.048 UJ	<0.048 UJ	<0.050 UJ

Chemical Name	Sample ID	29SB188		29SB189		
	Collection Date	3/23/2022		3/23/2022		
	Depth Interval (ft bgs)	7-9	10-10.5	0-2	5-7	10-10.5
	LOQ (mg/kg)	0.099	0.095	0.095	0.099	0.094
	LOD (mg/kg)	0.050	0.048	0.047	0.049	0.047
	DL (mg/kg)	0.036	0.035	0.035	0.036	0.035
	Comparison Levels[1] (mg/kg)					
2,4,6-TNT	4.7[a]/5.1[b]	<0.050 U	<0.048 U	<0.047 U	<0.049 U	<0.047 U
2,4-DNT	0.042	<0.050 U	<0.048 U	<0.047 U	<0.049 U	<0.047 U
2,6-DNT	0.042	<0.050 UJ	<0.048 UJ	<0.047 UJ	<0.049 UJ	<0.047 UJ

Notes:
Comparison Level = GWP-Ind MSC Texas Commission on Environmental Quality soil medium specific concentration for industrial use based on groundwater protection.
mg/kg = milligrams per kilogram
1 = Boring is collocated.
2 = ETAre-analyzed results.
J+ = Estimated Biased High
J- = Estimated Biased Low
J = Estimated
<0.199 U = Non-detect
Shaded = Positive Detection
Bold = Exceeds Comparison Level
a = applies to 0-3 feet below ground surface
b = applies from 3 feet below ground surface to groundwater interface

3.4 North and South Cooling Water Lines

North Cooling Water Line

The March 2021 soil samples (29SB138, 29SB139, 29SB142 – 29SB147) were collected at depths ranging between 3 and 16 ft bgs, while the March 2022 soil samples (29SB190 – 29SB197) were collected between 3 and 20 ft bgs. Samples collected from four DPT borings during the March 2021 field investigation were submitted to ETA for re-analysis using Method 8321A to either confirm results greater than the original lab DL or where the result was a non-detect. Borings and samples included 29SB144 (3 – 4, 7 – 8, 11 – 12, and 15 - 16 ft bgs), 29SB145 (3 – 4, 7 – 8, 11 – 12, and 15 - 16 ft bgs), 29SB146 (3 – 4, 7 – 8, and 11 – 12 ft bgs), and 29SB147 (3 – 4, 7 – 8, and 11 – 12 ft bgs). Low concentrations of explosives (mainly 2,4,6-TNT) were detected below the GWP-Ind MSC in every sample submitted. Samples from borings 29SB138, 29SB139, 29SB142, and 29SB143 were not submitted for re-analysis since each had detections of 2,4,6-TNT above the initial lab DL or exceeded the cleanup level at multiple depth intervals. Therefore, the multiple data points of positive detections provided confidence that the extent of contamination had been defined. Two borings (29SB190 and 29SB191) were collocated with boring locations installed in March 2021, while the remaining six (29SB192 – 29SB197) were offset 10 ft to either side of March 2021 DPT locations.

The March 2022 soil samples were also collected above the saturated zone. Depth to the water table was measured at a depth of 7.5 ft bgs at piezometer PZ-6.

Three DPT locations, installed during the March 2021 field effort, showed elevated concentrations of explosives exceeding the cleanup levels. Depth to contamination varied but generally borings located next to former buildings (TNT production facilities) showed contamination from 3 to 16 ft bgs. The third boring, which was not located adjacent to a former production building, showed contamination at deeper intervals from 11 to 16 ft bgs. March 2022 borings offset 10 ft to either side of the March 2021 locations did not detect explosives above the DL. One collocated boring installed March 2022 showed elevated levels on 2,4-DNT exceeding the GWP-Ind MSC. A summary of explosives detected and depths are provided below.

2,4,6-TNT and 2,4-DNT were the only explosives detected that exceed the GWP-Ind MSC along the North Cooling Water Line. The borings with exceedances include 29SB138, 29SB139, and 29SB143. Boring 29SB143 was located adjacent to the former TNT production buildings, while 29SB138 and 29SB139 were located adjacent to the North TNT Cooling Water Line. Collocated sample 29SB191 (paired with 29SB143) did not contain 2,4,6-TNT above the DL but did have levels of 2,4-DNT greater than the GWP-Ind MSC. With no additional detections of explosives at the offset boring locations, contamination at borings 29SB138, 29SB139, and 29SB143 is horizontally restricted. **Table 5** provides a summary of the soil sample results from the March 2021 and 2022 field investigation including the ETA re-analyzed data Results for explosives detected in soil are provided in **Figure 10**.

South Cooling Water Line

The March 2021 soil samples (29SB135, 29SB136, and 29SB160 – 29SB166) were collected at depths ranging between 3 and 16 ft bgs, while the March 2022 soil samples (29SB198 and 29SB199) were collected between 3-4 and 7-8 ft bgs. Nineteen samples from eight borings were submitted for re-analysis to ETA for explosives analysis using Method 8321A to confirm results greater than the original lab DL. Based on the re-analysis, 2,4,6-TNT was detected in five samples from four borings (29SB135, 29SB136, 29SB164, and 29SB165) at low concentrations below the GWP-Ind MSC. No other explosives were detected. Samples from boring 29SB162, which had non-detects and DLs above the cleanup levels in the original lab analysis, were not submitted for re-analyses. This boring was located adjacent to historic sediment sample MH02 that had been collected from the pipeline that had exceedances of 2,4,6-TNT, 4-amino-2,6-dinitrotoluene, and 2-amino-4,6-dinitrotoluene. Samples were not submitted for re-analysis since sediment contained in the pipeline, albeit contaminated, was less likely to release to the surrounding soils and would be captured by the proposed flushing in the RD. No historic liquid samples were reported exceeding the cleanup levels. Borings 29SB198 and 29SB199 were collocated with 29SB135 and 29SB136, respectively. The March 2022 soil samples were also collected above the saturated zone. Depth to the water table was measured at a depth of 8.7 ft bgs at piezometer PZ-7.

2,4,6-TNT was the single explosive detected along the South Cooling Water Line. Three of the 11 DPT soil boring locations contained 2,4,6-TNT at concentrations that exceeded the DL but at levels below the GWP-Ind MSC. Collocated samples collected during the March 2022 field investigation did not detect any explosives. As such, no areas along the South TNT Cooling Water Line need to be excavated. **Table 6** provides a summary of the soil sample results from the March 2021 and 2022 field investigation including the ETA re-analyzed data. Results for explosives detected in soil are provided in **Figure 11**.

Table 6. North Cooling Water Line Soil Sample Results

CAS No.	Chemical Name	Sample ID	29SB138				29SB190[1] (29SB138)		29SB192 (offset 29SB138)				29SB193 (offset 29SB138)			
		Collection Date	3/8/2021				3/24/2022		3/24/2022	3/24/2022	3/24/2022	3/24/2022	3/24/2022	3/24/2022	3/24/2022	3/24/2022
		Depth Interval (ft bgs)	3-4	7-8	11-12	15-16	3-4	19-20	7-8	11-12	15-16	19-20	7-8	11-12	15-16	19-20
		LOQ (mg/kg)	0.397	0.399	0.388	0.401	0.099	0.097	0.097	0.099	0.094	0.098	0.093	0.098	0.099	0.095
		LOD (mg/kg)	0.199	0.199	0.194	0.200	0.049	0.048	0.048	0.050	0.047	0.049	0.047	0.049	0.050	0.048
		DL (mg/kg)	0.0993	0.0997	0.0970	0.100	0.042	0.041	0.036	0.036	0.035	0.036	0.034	0.036	0.037	0.035
		Comparison Levels (mg/kg)														
118-96-7	2,4,6-TNT	4.7/5.1	<0.199 U	<0.199 U	**9.14 J-**	**7.34 J-**	<0.049U	<0.048U	<0.048 U	<0.050 U	<0.047 U	<0.049 U	<0.047 U	<0.049 UJ	<0.050 UJ	<0.048 UJ
121-14-2	2,4-DNT	0.042	<0.199 U	<0.199 U	<0.194 U	<0.200 U	<0.049U	<0.048U	<0.048 U	<0.050 U	<0.047 U	<0.049 U	<0.047 U	<0.049 U	<0.050 U	<0.048 U
606-20-2	2,6-DNT	0.042	<0.199 U	<0.199 U	<0.194 UJ	<0.200 UJ	<0.049U	<0.048U	<0.048 U	<0.050 U	<0.047 U	<0.049 U	<0.047 U	<0.049 U	<0.050 U	<0.048 U

CAS No.	Chemical Name	Sample ID	29SB139				29SB196 (offset 29SB139)		29SB197 (offset 29SB139)		29SB142			
		Collection Date	3/9/2021				3/23/2022		3/23/2022		3/8/2021			
		Depth Interval (ft bgs)	3-4	7-8	11-12	15-16	3-4	7-7.5	3-4	7-7.5	3-4	7-8	11-12	15-16
		LOQ (mg/kg)	0.386	0.385	0.392	0.404	0.098	0.096	0.095	0.096	0.390	0.392	0.411	0.407
		LOD (mg/kg)	0.193	0.192	0.196	0.202	0.049	0.048	0.047	0.048	0.195	0.196	0.205	0.203
		DL (mg/kg)	0.0966	0.0962	0.0979	0.101	0.036	0.035	0.035	0.035	0.0976	0.0980	0.103	0.102
		Comparison Levels (mg/kg)												
118-96-7	2,4,6-TNT	4.7/5.1	**97.6**	4.56 J-	<0.196 U	0.300 J	<0.049 UJ	<0.048 UJ	<0.047 UJ	<0.048 UJ	2.32 J-	3.24 J-	2.77 J-	0.626 J-
121-14-2	2,4-DNT	0.042	<0.193 U	<0.192 U	<0.196 U	<0.202 U	<0.049 U	<0.048 U	<0.047 U	<0.048 U	<0.195 U	<0.196 U	<0.205 U	<0.203 UJ
606-20-2	2,6-DNT	0.042	<0.193 U	<0.192 U	<0.196 U	<0.202 U	<0.049 U	<0.048 U	<0.047 U	<0.048 U	<0.195 UJ	<0.196 UJ	<0.205 UJ	<0.203 UJ

CAS No.	Chemical Name	Sample ID	29SB143				29SB191[1] (29SB143)	29SB194 (offset 29SB143)		29SB195 (offset 29SB143)		29SB144			
		Collection Date	3/8/2021				3/24/2022	3/23/2022		3/23/2022		3/8/2021			
		Depth Interval (ft bgs)	3-4	7-8	11-12	15-16	9.5-10	7-8	9.5-10	7-8	9.5-10	3-4[2]	7-8[2]	11-12[2]	15-16[2]
		LOQ (mg/kg)	0.388	0.398	0.393	0.394	0.096	0.098	0.093	0.096	0.095	0.099	0.099	0.099	0.099
		LOD (mg/kg)	0.194	0.199	0.196	0.197	0.048	0.049	0.047	0.048	0.047	0.03	0.03	0.03	0.03
		DL (mg/kg)	0.0970	0.0994	0.0981	0.0985	0.041	0.036	0.034	0.035	0.035	0.044	0.044	0.044	0.044
		Comparison Levels (mg/kg)													
118-96-7	2,4,6-TNT	4.7/5.1	**6.25 J-**	**5.57 J-**	**4.87 J-**	**26.6 J-**	<0.048U	<0.049 U	<0.047 U	<0.048 U	<0.047 U	0.034 J	0.021 J	0.022 J	0.018 J
121-14-2	2,4-DNT	0.042	<0.194 U	<0.199 U	<0.196 U	<0.197 U	**0.11**	<0.049 U	<0.047 U	<0.048 U	<0.047 U	<0.03 UJ	<0.03 UJ	<0.03 UJ	<0.03 UJ
606-20-2	2,6-DNT	0.042	<0.194 UJ	<0.199 UJ	<0.196 UJ	<0.197 UJ	<0.048U	<0.049 UJ	<0.047 UJ	<0.048 UJ	<0.047 UJ	<0.03 UJ	<0.03 UJ	<0.03 UJ	<0.03 UJ

CAS No.	Chemical Name	Sample ID	29SB145				29SB146				29SB147			
		Collection Date	3/8/2021				3/9/2021				3/9/2021			
		Depth Interval (ft bgs)	3-4[2]	7-8[2]	11-12[2]	15-16[2]	3-4[2]	7-8[2]	11-12[2]	15-16	3-4[2]	7-8[2]	11-12[2]	15-16
		LOQ (mg/kg)	0.099	0.099	0.099	0.099	0.099 0.029 0.044	0.099	0.099	0.419	0.099	0.099	0.099	0.414
		LOD (mg/kg)	0.028	0.029	0.029	0.03		0.029	0.03	0.209	0.029	0.029	0.028	0.207
		DL (mg/kg)	0.044	0.044	0.044	0.044		0.044	0.044	0.105	0.044	0.044	0.044	0.104
		Comparison Levels (mg/kg)												
118-96-7	2,4,6-TNT	4.7/5.1	0.013 J	0.17 J	0.02 J	0.024 J	0.1 J	0.019 J	0.022 J	0.143 J	0.045 J	0.061 J	0.03 J	0.319 J
121-14-2	2,4-DNT	0.042	<0.028 UJ	<0.029 UJ	<0.029 UJ	0.01 J	<0.028 UJ	<0.029 UJ	<0.03 UJ	<0.209 U	<0.029 UJ	<0.029 UJ	<0.028 UJ	<0.207 U
606-20-2	2,6-DNT	0.042	<0.028 UJ	<0.029 UJ	<0.029 UJ	<0.03 UJ	<0.028 UJ	<0.029 UJ	<0.03 UJ	<0.209 U	<0.029 UJ	<0.029 UJ	<0.028 UJ	<0.207 U

Notes:
1 = GWP-Ind MSC Texas Commission on Environmental Quality soil medium specific concentration for industrial use based on groundwater protection.
mg/kg = milligrams per kilogram
1 = Boring is collocated.
2 = ETA re-analyzed results.
J+ = Estimated Biased High
J- = Estimated Biased Low
J = Estimated
<0.199 U = Non-detect
Shaded = Positive Detection
Bold = Exceeds Comparison Level

Table 7. South Cooling Water Line Soil Sample Results

CAS No.	Chemical Name	Sample ID	29SB135				29SB198[1] (29SB135)		29SB136				29SB199[1] (29SB136)		29SB160			
		Collection Date	3/4/2021				3/22/2022		3/4/2021				3/22/2022		3/3/2021			
		Depth Interval (ft bgs)	3-4	7-8	11-12	15-16[2]	3-4	7-8	3-4	7-8	11-12	15-16[2]	3-4	7-8	3-4	7-8[2]	11-12[2]	15-16[2]
		LOQ (mg/kg)	0.399	0.396	0.389	0.099	0.097	0.093	0.394	0.405	0.399	0.099	0.097	0.093	0.388	0.099	0.099	0.099
		LOD (mg/kg)	0.200	0.198	0.195	0.029	0.049	0.047	0.197	0.202	0.199	0.029	0.049	0.047	0.194	0.03	0.03	0.03
		DL (mg/kg)	0.0998	0.0990	0.0973	0.044	0.042	0.040	0.0985	0.101	0.0997	0.044	0.042	0.040	0.0970	0.044	0.044	0.044
		Comparison Levels (mg/kg)																
118-96-7	2,4,6-TNT	4.7/5.1	<0.200 UJ	<0.198 U	<0.195 UJ	0.0072 J+	<0.049U	<0.047U	<0.197 UJ	<0.202 UJ	<0.199 UJ	0.0072 J+	<0.049U	<0.048U	<0.194 U	<0.015 UJ	<0.015 UJ	<0.015UJ
121-14-2	2,4-DNT	0.042	<0.200 UJ	<0.198 U	<0.195 UJ	<0.029 UJ	<0.049U	<0.047U	<0.197 U	<0.202 U	<0.199 U	<0.029 UJ	<0.049U	<0.048U	<0.194 U	<0.03 UJ	<0.03 UJ	<0.03 UJ
606-20-2	2,6-DNT	0.042	<0.200 UJ	<0.198 U	<0.195 UJ	<0.029 UJ	<0.049U	<0.047U	<0.197 UJ	<0.202 UJ	<0.199 UJ	<0.029 UJ	<0.049U	<0.048U	<0.194 U	<0.03 UJ	<0.03 UJ	<0.03 UJ

Table 7. South Cooling Water Line Soil Sample Results (cont'd)

CAS No.	Chemical Name	Sample ID	29SB164				29SB165				29SB166			
		Collection Date	3/4/2021				3/9/2021				3/3/2021			
		pth Interval (ft b	3-4	7-8[2]	11-12[2]	15-16[2]	3-4	7-8[2]	11-12[2]	15-16	3-4	7-8[2]	11-12[2]	15-16[2]
		LOQ (mg/kg)	0.383	0.099	0.099	0.099	0.401	0.099	0.099	0.405	0.411	0.099	0.099	0.099
		LOD (mg/kg)	0.191	0.029	0.029	0.029	0.201	0.029	0.03	0.203	0.206	0.03	0.029	0.028
		DL (mg/kg)	0.0957	0.044	0.044	0.044	0.100	0.044	0.044	0.101	0.103	0.044	0.044	0.044
		Comparison Levels (mg/kg)												
118-96-7	2,4,6-TNT	4.7/5.1	<0.191 UJ	0.0096 J	<0.014 UJ	<0.015UJ	<0.201 U	0.039 J	0.71 J	0.252 J	<0.206 U	<0.015 UJ	<0.015 UJ	<0.015 UJ
121-14-2	2,4-DNT	0.042	<0.191 UJ	<0.029 UJ	<0.029 UJ	<0.029 UJ	<0.201 U	<0.029 UJ	<0.03 UJ	<0.203 U	<0.206 U	<0.03 UJ	<0.029 UJ	<0.028 UJ
606-20-2	2,6-DNT	0.042	<0.191 UJ	<0.029 UJ	<0.029 UJ	<0.029 UJ	<0.201 U	<0.029 UJ	<0.03 UJ	<0.203 U	<0.206 U	<0.03 UJ	<0.029 UJ	<0.028 UJ

Notes:
1 = GWP-Ind MSC Texas Commission on Environmental Quality soil medium specific concentration for industrial use based on groundwater protection.
mg/kg = milligrams per kilogram
1 = Boring is collocated.
2 = ETA re-analyzed results.
J+ = Estimated Biased High
J- = Estimated Biased Low
J = Estimated
<0.199 U = Non-detect
Shaded = Positive Detection
Bold = Exceeds Comparison Level

3.5 Transite and Wooden TNT Wastewater Lines

Transite TNT Wastewater Line

The March 2021 soil samples (29SB137, 29SB140, and 29SB148 – 29SB153) were collected at depths ranging between 3 and 16 ft bgs, while the March 2022 soil samples (29SB200 - 29SB204) were collected between 3 and 15.5 ft bgs. Samples from 8 borings were submitted to ETA for re-analysis using Method 8321A to either confirm results greater than the original lab DL or where the result was a non-detect. Borings and samples included 29SB137 (15 - 16 ft bgs), 29SB140 (3 – 4, 11 – 12, and 15 - 16 ft bgs), 29SB148 (3 – 4, 11 – 12, and 15 - 16 ft bgs), 29SB149 (3 – 4, 11 – 12, and 15 – 16 ft bgs), 29SB150 (3 – 4, 11 – 12, and 15 - 16 ft bgs), 29SB151 (3 – 4, 11 – 12, and 15 - 16 ft bgs), 29SB152 (11 – 12 and 15 - 16 ft bgs), and 29SB153 (3 – 4, 11 – 12, and 15 - 16 ft bgs). Samples not submitted for re-analysis generally had non-detects and DLs above the cleanup levels in the original lab analysis and were from mid-interval depths. These mid-level intervals were bracketed by sample results that were either resubmitted due to non-detects or had detections above the initial lab DLs. Samples were collected above and below these intervals to provide the confidence that the vertical extent of contamination could be defined. Boring 29SB200 was collocated with 29SB137 while borings 29SB201 and 29SB202 were installed offset 10 ft to either side of this location. Borings 29SB203 and 29SB204 were installed offset 10 ft to either side of 29SB151. The March 2022 soil samples were collected above the saturated zone. Depth to the water table was measured at a depth of 15.5 ft bgs at piezometer PZ-9.

Seven of the 13 DPT borings contained concentrations of explosives above the DL, including 2,4,6-TNT and 2,4-DNT. The explosive 2,4,6-TNT was detected at concentrations exceeding the GWP-Ind MSC at DPT boring 29SB137 from depths ranging between 11 and 16 ft bgs. Collocated sample 29SB200 collected March 2022 did not show concentrations of the explosive at the 15 – 15.5 depth interval. The remaining four detections of 2,4,6-TNT were well below the GWP-Ind MSC. The explosive 2,4-DNT was detected at concentrations exceeding the GWP-Ind MSC borings 29SB137 (11-16 ft bgs), 29SB151 (3-4 ft bgs), and 29SB152 (3-4 ft bgs. One other detection of 2,4-DNT was well below the cleanup level. **Table 7** provides a summary of the soil sample results from the March 2021 and 2022 field investigation including the ETA re-analyzed data. Results for explosives detected in soil are provided in **Figure 12**.

DPT soil borings 29SB137 and 29SB151 were located along the main Transite TNT Wastewater Line approximately 5 feet north of the pipeline and had two borings offset 10 ft to either side during the March 2022 field effort. The re-analysis of the sample collected from 29SB137 confirmed high 2,4,6-TNT concentrations that exceed the GWP-Ind MSC, in addition to a concentration of 2,4-DNT that exceeded the GWP-Ind MSC. Boring 29SB151 had a detection of 2,4-DNT at the 3 – 4 ft bgs interval that exceeded the GWP-Ind MSC. However, sample results for the lower intervals at 11 – 12 and 15 – 16 ft bgs were non-detect for explosives. The remaining boring samples showed concentrations of 2,4,6-TNT below the GWP-Ind MSC. Boring 29SB201 and 29SB202 were offset from 29SB137, while 29SB203 and 29SB204 were offset from 29SB151. 2,4-DNT was detected at 29SB201 at a depth from 3 to 4 ft bgs at concentrations that exceeded the GWP-Ind MSC. No other explosives were detected in the March 2022 offset samples. The sample results indicate that explosives contamination at 29SB151 and 29SB152 are fairly limited in horizontal extent and depth (3-4 ft bgs). Explosives contamination at 29SB137 is greater in horizontal extent and vertical extent (11-16 ft bgs).

Wooden TNT Wastewater Line

Eight DPT borings were installed at the Wooden TNT Wastewater Line in March 2021; no additional borings were installed in March 2022. Soil samples were collected from below the pipeline and ranged in depth from 5 to 18 ft bgs. The borings were all located along the main Wooden TNT Wastewater Line at locations where the pipeline had been uncovered for observation and collection of liquid and residual sediment/sludge samples from within the pipeline. Eighteen samples from eight borings were submitted to ETA for re-analysis using Method 8321A to either confirm results greater than the original lab DL or whether the result was a non-detect. Borings and samples included 29SB134 (3 – 4, 11 – 12, and 15 - 16 ft bgs), 29SB141 (10 – 11, 13 - 14 and 17 - 18 ft bgs), 29SB154 (3 – 4, 6 - 7, and 10 – 11 ft bgs), 29SB155 (11 – 12 ft bgs), 29SB156 (12 – 13 ft bgs), 29SB157 (12.5 – 13.5 ft bgs), 29SB158 (10 – 11, 13 - 14, and 17 – 18 ft bgs) and 29SB159 (1.5 – 2.5, 4.5 – 5.5, and 8.5 – 9.5 ft bgs). Of the five samples not submitted for re-analysis, two had detections above the initial lab DLs and provided the confidence that contaminated soil had been defined. The remaining three had DLs below the cleanup levels but were bracketed by positive sample results collected from that particular boring. Low concentrations of explosives (mainly 2,4,6-TNT) were detected below the GWP-Ind MSC in every sample resubmitted. Boring 29SB134 had a detection of 2,4-DNT at the 5 – 6 ft bgs interval that exceeded the GWP-Ind MSC. However, sample results for the lower intervals at 11 – 12 and 15 – 16 ft bgs were non-detect for explosives.

The explosive 2,4,6-TNT was detected at estimated low values below the GWP-Ind MSC at all eight DPT boring locations. Five of the borings had continuous detections over the entire boring depth, while detections at the remaining boreholes were only found immediately under the pipeline. The explosive 2,4-DNT was detected in a single sample collected from 29SB134 (5-6 ft bgs) at a concentration that exceeded the GWP-Ind MSC. The sample was collected immediately under the bottom of the pipeline. **Table 8** provides a summary of the March 2021 soil results. Results for explosives detected in soil are provided in **Figure 12**.

The sample results indicate that explosives contamination in soil underlying the Wooden TNT Wastewater Line is not extensive. The exception being at boring 29SB134 where 2,4-DNT was found to exceed the GWP-Ind MSC.

Table 8. Transite TNT Wastewater Line Soil Sample Results

Chemical Name	Sample ID	29SB137				29SB200 (offset 29SB137)	29SB201 (offset 29SB137)			29SB202 (offset 29SB137)			29SB140			
	Collection Date	3/8/2021				3/22/2022	3/22/2022			3/22/2022			3/4/2021			
	Depth Interval (ft bgs)	3-4	7-8	11-12	15-16[2]	15-15.5	3-4	11-12	15-15.5	3-4	11-12	15-15.5	3-4[2]	7-8	11-12[2]	15-16[2]
	LOQ (mg/kg)	0.385	0.416	0.402	0.099	0.096	0.097	0.094	0.098	0.098	0.094	0.100	0.099	0.398	0.099	0.099
	LOD (mg/kg)	0.193	0.208	0.201	0.029	0.048	0.048	0.047	0.049	0.049	0.047	0.050	0.029	0.199	0.029	0.029
	DL (mg/kg)	0.0963	0.104	0.101	0.044	0.043	0.036	0.035	0.036	0.036	0.035	0.037	0.044	0.0994	0.044	0.044
	Comparison Levels (mg/kg)															
2,4,6-TNT	4.7/5.1	0.209 J	<0.208 U	**41.6**	**21 J**	<0.048U	<0.048 U	<0.047 U	<0.049 U	<0.049 U	<0.047 U	<0.050 U	<0.015 UJ	<0.199 U	<0.015 UJ	0.018 J
2,4-DNT	0.042	<0.193 U	<0.208 U	**0.196 J**	**0.069 J**	<0.048U	**0.19**	<0.047 U	<0.049 U	<0.049 U	<0.047 U	<0.050 U	<0.029 UJ	<0.199 U	<0.029 UJ	0.0094 J
2,6-DNT	0.042	<0.193 U	<0.208 U	<0.201 U	0.029 UJ	<0.048U	<0.048 UJ	<0.047 UJ	<0.049 UJ	<0.049 U	<0.047 UJ	<0.050 UJ	<0.029 UJ	<0.199 U	<0.029 UJ	<0.029 UJ

Chemical Name	Sample ID	29SB148				29SB149				29SB150				29SB152			
	Collection Date	3/8/2021				3/4/2021				3/4/2021				3/4/2021			
	Depth Interval (ft bgs)	3-4[2]	7-8	11-12[2]	15-16[2]	3-4[2]	7-8	11-12[2]	15-16[2]	3-4[2]	7-8	11-12[2]	15-16[2]	3-4	7-8	11-12[2]	15-16[2]
	LOQ (mg/kg)	0.099	0.402	0.099	0.099	0.099 0.028	0.388	0.099	0.099	0.099	0.408	0.099	0.099	0.391	0.405	0.099	0.099
	LOD (mg/kg)	0.029	0.201	0.028	0.029	0.044	0.194	0.029	0.029	0.03	0.201	0.029	0.029	0.196	0.203	0.029	0.029
	DL (mg/kg)	0.044	0.101	0.044	0.044		0.0971	0.044	0.044	0.044	0.102	0.044	0.044	0.0978	0.101	0.044	0.044
	Comparison Levels (mg/kg)																
2,4,6-TNT	4.7/5.1	0.02 J	<0.201 U	0.022 J	0.046 J	0.0091 J	<0.194 U	<0.015 UJ	<0.015 UJ	0.011 J	<0.204 U	<0.015 UJ	0.0094 J	0.621	<0.203 U	0.0094 J	<0.14 UJ
2,4-DNT	0.042	<0.029 UJ	<0.201 U	<0.028 UJ	<0.029 UJ	<0.028 UJ	<0.194 U	<0.029 UJ	<0.029 UJ	<0.03 UJ	<0.204 U	<0.029 UJ	<0.029 UJ	**0.770 J+**	<0.203 U	<0.029 UJ	<0.029 UJ
2,6-DNT	0.042	<0.029 UJ	<0.201 U	<0.028 UJ	<0.029 UJ	<0.028 UJ	<0.194 U	<0.029 UJ	<0.029 UJ	<0.03 UJ	<0.204 U	<0.029 UJ	<0.029 UJ	<0.196 U	<0.203 U	<0.029 UJ	<0.029 UJ

Chemical Name	Sample ID	29SB151				29SB203 (offset 29SB151)		29SB204 (offset 29SB151)		29SB153			
	Collection Date	3/4/2021				3/24/2022		3/24/2022		3/4/2021			
	Depth Interval (ft bgs)	3-4[2]	7-8	11-12[2]	15-16[2]	3-4	7-8	3-4	7-8	3-4[2]	7-8	11-12[2]	15-16[2]
	LOQ (mg/kg)	0.099	0.391	0.099	0.099	0.095	0.098	0.095	0.097	0.099	0.397	0.099 0.029	0.099
	LOD (mg/kg)	0.029	0.196	0.03	0.029	0.047	0.049	0.048	0.048	0.029	0.199	0.044	0.029
	DL (mg/kg)	0.044	0.0978	0.044	0.044	0.035	0.036	0.035	0.036	0.044	0.0993		0.044
	Comparison Levels (mg/kg)												
2,4,6-TNT	4.7/5.1	0.011 J	<0.196 U	<0.015 UJ	<0.015 UJ	<0.047 UJ	<0.049 UJ	<0.048 UJ	<0.048 UJ	<0.015 UJ	<0.199 U	<0.14 UJ	<0.015 UJ
2,4-DNT	0.042	**0.07 J**	<0.196 U	<0.03 UJ	<0.029 UJ	<0.047 U	<0.049 U	<0.048 U	<0.048 U	<0.029 UJ	<0.199 U	<0.029 UJ	<0.029 UJ
2,6-DNT	0.042	<0.029 UJ	<0.196 U	<0.03 UJ	<0.029 UJ	<0.047 U	<0.049 U	<0.048 U	<0.048 U	<0.029 UJ	<0.199 U	<0.029 UJ	<0.029 UJ

Notes:
Comparison Level = GWP-Ind MSC Texas Commission on Environmental Quality soil medium specific concentration for industrial use based on groundwater protection.
mg/kg = milligrams per kilogram
1 = Boring is collocated.
2 = ETA re-analyzed results.
J = Estimated
<0.199 U = Non-detect
Shaded = Positive Detection

Table 9. Wooden TNT Wastewater Line Soil Sample Results

CAS No.	Chemical Name	Sample ID	29SB134			29SB141			29SB154			29SB155	
		Collection Date	3/10/2021			3/10/2021			3/10/2021			44264	
		Depth Interval (ft bgs)	5-6[2]	8-9[2]	12-13[2]	10-11[2]	13-14[2]	17-18[2]	3-4[2]	6-7[2]	10-11[2]	11-12[2]	15-16
		LOQ (mg/kg)	0.099	0.099	0.099	0.099	0.099	0.099	0.099	0.099	0.099	0.099	0.388
		LOD (mg/kg)	0.029	0.03	0.029	0.028	0.027	0.028	0.029	0.029	0.029	0.027	0.195
		DL (mg/kg)	0.044	0.044	0.044	0.044	0.044	0.044	0.044	0.044	0.044	0.044	0.0971
		Comparison Levels (mg/kg)											
118-96-7	2,4,6-TNT	4.7/5.1	0.011 J	<0.015 UJ	<0.015 UJ	0.0011 J	0.089 J	0.011 J	0.026 J	0.013 J	0.012 J	0.073 J	0.197 J
121-14-2	2,4-DNT	0.042	**0.07 J**	<0.03 UJ	<0.029 UJ	<0.028 UJ	<0.027 UJ	<0.028 UJ	<0.029 UJ	<0.029 UJ	<0.029 UJ	0.027 UJ	<0.195 U
606-20-2	2,6-DNT	0.042	<0.029 UJ	<0.03 UJ	<0.029 UJ	<0.028 UJ	<0.027 UJ	<0.028 UJ	<0.029 UJ	<0.029 UJ	<0.029 UJ	0.027 UJ	<0.195 U

CAS No.	Chemical Name	Sample ID	29SB156			29SB157			29SB158			29SB159		
		Collection Date	3/10/2021			3/10/2021			3/10/2021			3/10/2021		
		Depth Interval (ft bgs)	9-10	12-13[2]	16-17	5.5-6.5	8.5-9.5	12.5-13.5[2]	10-11[2]	13-14[2]	17-18[2]	1.5-2.5[2]	4.5-5.5[2]	8.5-9.5[2]
		LOQ (mg/kg)	0.388	0.099	0.388	0.388	0.388	0.099	0.099	0.099	0.099	0.099	0.099	0.099
		LOD (mg/kg)	0.194	0.028	0.208	0.197	0.201	0.028	0.029	0.028	0.029	0.028	0.029	0.03
		DL (mg/kg)	0.0971	0.044	0.0971	0.0971	0.0971	0.044	0.044	0.044	0.044	0.044	0.044	0.044
		Comparison Levels (mg/kg)												
118-96-7	2,4,6-TNT	4.7/5.1	2.50 J	0.0069 J+	<0.208 U	<0.197 U	<0.201 U	0.012 J	0.11 J	0.012 J	0.014 J	0.016 J	0.01 J	0.01 J
121-14-2	2,4-DNT	0.042	<0.194 U	<0.028 UJ	<0.208 U	<0.197 U	<0.201 U	<0.028 UJ	<0.029 UJ	<0.028 UJ	<0.029 UJ	<0.028 UJ	<0.029 UJ	<0.03 UJ
606-20-2	2,6-DNT	0.042	<0.194 U	<0.028 UJ	<0.208 U	<0.197 U	<0.201 U	<0.028 UJ	<0.029 UJ	<0.028 UJ	<0.029 UJ	<0.028 UJ	<0.029 UJ	<0.03 UJ

Notes:
1 = GWP-Ind MSC Texas Commission on Environmental Quality soil medium specific concentration for industrial use based on groundwater protection.
mg/kg = milligrams per kilogram
2 = ETA re-analyzed results.
J+ = Estimated Biased High
J- = Estimated Biased Low
J = Estimated
<0.199 U = Non-detect
Shaded = Positive Detection
Bold = Exceeds Comparison Level

3.6 Wooden TNT Wastewater Pipeline Excavation

Trench and Sample Observations and Results

Eight trenches were excavated at the Wooden TNT Wastewater Line boring locations to uncover the pipeline to collect liquid and residual sediment/sludge samples. The pipeline was located within approximately 5 feet from the line of surface marker signs and at depths between 1.5 and 10 ft bgs. No additional DPT borings were added during the March 2022 field investigation since it was determined that the wooden pipeline would be removed during the remedial design due to the presence of explosives in the sediment/sludge samples collected during the March 2021 field event and the line's deteriorated condition. Site photographs are provided in **Attachment 4**.

Multiple explosives were detected in all sediment/sludge samples collected from the Wooden TNT Wastewater Pipeline including: 1,3-DNB; 2,4,6-TNT; 2-amino-4,6-DNT; 4-amino-2,6-DNT; 2,4-DNT, and 4-NT. Seven of the sediment samples contained concentrations of 2,4,6-TNT, 2-amino-4,6-DNT, 4-amino-2,6-DNT, and 2,4-DNT that exceeded the GWP-Ind MSC. **Table 9** presents a summary of the sediment/sludge sample results. Sample locations are provided in **Figure 12**.

At trenching location 29SB134 (**Photo 2**), the wooden wastewater pipeline was located 5 ft bgs and appeared to be mostly intact. A liquid and sample of the pipeline material (deteriorated wood) were collected for analysis. The pipeline did not contain sediment at this location. The soil matrix at this location consisted of a sandy/silty clay. The liquid sample collected at location 29SB134 contained concentrations of 1,3-DNB; 2,4,6-TNT; 2-amino-4,6-DNT; 4-amino-2,6-DNT; 2,4-DNT; and 4-NT. The detection of 4-NT was the only finding of this explosive in all samples collected. The wooden pipeline sample contained concentrations of 2,4,6-TNT; 2-amino-4,6-DNT; 4-amino-2,6-DNT; and 2,4-DNT that exceeded their respective GWP-Ind MSC.

At trenching location 29SB141 (**Photo 3**), the pipeline was located 10 ft bgs and appeared to be mostly intact. A sample of the wooden pipeline material (**Photo 4**) was collected at this location due to a lack of liquid and sediment/sludge. The soil matrix consisted of a sandy/silty clay. The wooden material sample collected at 29SB141 contained 2,4,6-TNT; 2-amino-4,6-DNT; 4-amino-2,6-DNT; and 2,4-DNT. The explosives 2,4,6-TNT, 2-amino-4,6-DNT, and 2,4-DNT exceeded the GWP-Ind MSC.

At trenching location 29SB154 (**Photo 5**), the wooden wastewater pipeline was located 3 ft bgs and appeared to be mostly intact. A sample of both the liquid within the pipeline and the wooden pipeline material were collected at this location before the trench quickly filled up with groundwater. The pipeline did not contain sediment/sludge. The soil matrix consisted of silty/sandy clay. The liquid sample contained 2,4,6-TNT, while no explosives were detected above the DL in the wooden pipeline material sample.

At trenching location 29SB155, the pipeline was located 8 ft bgs and appeared to be mostly intact. A sample of both the liquid within the pipeline and wooden pipeline material were collected at this location; sediment/sludge was not present. The soil matrix consisted mostly of silty clay with some sandy clay. The liquid sample contained concentrations of 2,4,6-TNT; 2-amino-4,6-DNT; 4-amino-2,6-DNT; and 2,4-DNT, while the wooden pipeline material sample contained concentrations of 2,4,6-TNT, 2-amino-4,6-DNT, 4-amino-2,6-DNT, and 2,4-DNT that exceeded their respective GWP-Ind MSC.

At trenching location 29SB156 (**Photo 6**), the wooden wastewater pipeline was located 9 ft bgs and appeared to be mostly intact. A sample of the wooden pipeline material was collected at this

location due to a lack of liquid and sediment/sludge present. The soil matrix consisted of mostly silty clay with some sandy clay. The wooden pipeline material sample contained 2,4,6-TNT; 2-amino-4,6-DNT; 4-amino-2,6-DNT; and 2,4-DNT. All four explosives exceeded their respective GWP-Ind MSC.

At trenching location 29SB157 (**Photo 7**), the wooden wastewater pipeline was located 5.5 ft bgs and appeared to be mostly intact. The wooden pipeline material (**Photo 8**) was the only sample collected at this location, as the trench filled up with groundwater before a liquid or sediment/sludge sample could be collected. The soil matrix consisted of sandy/silty clay to 4 ft bgs underlain by a clayey sand to the depth of the pipeline. Wooden pipeline material sample 29SB157 contained 2,4,6-TNT, 4-amino-2,6-DNT, and 2,4-DNT. All three explosives exceeded their respective GWP-Ind MSC.

At trenching location 29SB158 (**Photo 9**), the wooden wastewater pipeline was located 10 ft bgs and appeared to be mostly intact. A sample of both the liquid within the pipeline and the wooden pipeline material f (**Photo 10**) were collected at this location; sediment/sludge was not present. The soil matrix consisted of silty clay to 8 ft bgs and clayey sand at the depth to the pipeline. Liquid sample 29SB158 contained concentrations of 1,3-DNB, 2,4,6-TNT, 2-amino-4,6-DNT, 4-amino-2,6-DNT, and 2,4-DNT. The wooden pipeline material sample contained concentrations of 1,3-DNB, 2,4,6-TNT, 2-amino-4,6-DNT, and 2,4-DNT. Explosives 2,4,6-TNT, 2-amino-4,6-DNT, and 2,4-DNT were found to exceed their respective GWP-Ind MSC.

At trenching location 29SB159 (**Photo 11**), the wooden wastewater pipeline was located at 1.5 ft bgs. When excavating at this location, a large section of pipeline was pulled from the ground (**Photo 12** and **Photo 13**). Only a sample of the wooden pipeline materials was collected at this location, due to a lack of liquid or sediment/sludge was present. The soil matrix consisted of silty clay with sand. Wooden pipeline material sample 29SB159 contained 2,4,6-TNT and 2,4-DNT exceeding the GWP-Ind MSCs.

Table 10. Wooden TNT Wastewater Pipeline Liquid and Residue Sample Results

CAS No.	Chemical Name	Sample ID	29SB134		29SB141		29SB154		29SB155		29SB156		29SB157	
		Collection Date	3/10/2021		3/9/2021		3/10/2021		3/9/2021		3/9/2021		3/9/2021	
		Sampled Media	Liquid	Sediment	Liquid	Sediment	Liquid	Sediment	Liquid	Sediment	Liquid	Sediment	Liquid	Sediment
		LOQ LOD DL	1.03 0.515 0.258	40.1 20.1 10.0		2.82 1.41 0.704	1.03 0.515 0.258	1.19 0.593 0.297	3.57 1.79 0.893	1.19 0.593 0.297		3.70 1.85 0.926		419 210 105
		Comparison Levels (mg/kg)	µg/L	mg/kg	µg/L	mg/kg	µg/L	mg/kg	µg/L	mg/kg	µg/L	mg/kg	µg/L	mg/kg
99-65-0	1,3-DNB	1	1.55 J+	<20.1 U	NC	<1.41 U	<0.515 U	<0.593 U	<0.1.79 U	<1.11 U	NC	<1.85 U	NC	<210 U
118-96-7	2,4,6-TNT	5.1	13,300	**34,500**	NC	**16.6**	10.1	<0.593 U	183 J	**22.5**	NC	**528**	NC	**58,200**
19406-51-0	4-Amino-2,6-DNT	1.7	183 J+	**274 J**	NC	0.793 J-	0.582 J	<0.593 U	93.7 J	**11.5 J-**	NC	**2.70 J-**	NC	**238 J-**
35572-78-2	2-Amino-4,6-DNT	1.7	272 J+	**322 J-**	NC	**2.30 J-**	0.351 J	<0.593 U	88.8 J	**15.6 J-**	NC	**3.62 J-**	NC	<210 U
121-14-2	2,4-DNT	0.042	526 J+	**72.5**	NC	**1.86 J**	<0.515 U	<0.593 U	3.14 J-	**0.615 J**	NC	**1.63 J**	NC	**257 J**
99-99-0	4-NT	100	0.503 J+	<20.1	NC	<1.41	<0.515 U	<0.593 U	<1.79 U	<1.11 U	NC	<1.85 U	NC	<210 U

Notes:
Comparison Levels = GWP-Ind MSC Texas Commission on Environmental Quality soil medium specific concentration for industrial use based on groundwater protection.
mg/kg = milligrams per kilogram
J+ = Estimated Biased High
J- = Estimated Biased Low
J = Estimated
NC = Not Collected
<0.199 U = Non-detect
Shaded = Positive Detection
Bold = Exceeds Comparison Level

Figures 8 – 12

This page intentionally left blank.



COC	29SB118 (3/2/2021) 3-4 (ft bgs)	15-16 (ft bgs)
2,4-DNT	0.258 J	0.132 J+

COC	29SB176 (3/24/2022) 14.5-15 (ft bgs)
2,4-DNT	3.2
2,6-DNT	1.1

COC	29SB119 (3/2/2021) 3-4 (ft bgs)	11-12 (ft bgs)	15-16 (ft bgs)
2,4,6-TNT	1.04	ND	ND
2,4-DNT	0.647	0.548	0.763 J+
2,6-DNT	0.0996 J	ND	0.683 J+

COC	29SB121 (10/7/2021) 3-4 (ft bgs)	7-8 (ft bgs)	15-16 (ft bgs)
2,4,6-TNT	0.014 J	ND	ND
2,4-DNT	0.068 J	0.0081 J	0.0096 J
2,6-DNT	ND	0.02 J	0.023 J

COC	29SB167 (3/24/2022) 3-4 (ft bgs)
2,4-DNT	0.096 J

COC	29SB168 (3/24/2021) 3-4 (ft bgs)	6-7 (ft bgs)	11-12 (ft bgs)	14.5-15 (ft bgs)
2,4,6-TNT	1.8	1.4 J	3.3	ND
2,4-DNT	1	5.1	31	0.19
2,6-DNT	0.1	0.47	4.8	ND

COC	29SB175 (3/24/2022) 3-4 (ft bgs)
2,4-DNT	0.057 J

COC	29SB123 (10/7/2021) 2-3 (ft bgs)	15-16 (ft bgs)
2,4,6-TNT	ND	0.0066 J+
2,4-DNT	0.012 J	ND
2,6-DNT	ND	0.047 J

COC	29SB177 (3/24/2022) 14.5-15 (ft bgs)
2,4-DNT	2.2
2,6-DNT	0.51

COC	29SB169 (3/24/2022) 3-4 (ft bgs)	6-7 (ft bgs)	11-12 (ft bgs)	14.5-15 (ft bgs)
2,4,6-TNT	ND	0.22	ND	ND
2,4-DNT	ND	0.75	0.14	0.11

COC	29SB181 (3/24/2022) 14.5-15 (ft bgs)
2,4-DNT	1.9
2,6-DNT	0.74

COC	29SB124 (3/2/2021) 3-4 (ft bgs)	15-16 (ft bgs)
2,4-DNT	ND	5.87 J+
2,6-DNT	ND	1.13 J+

COC	29SB180 (3/24/2022) 14.5-15 (ft bgs)
2,4-DNT	0.56
2,6-DNT	0.072 J

COC	29SB120 (3/2/2021) 3-4 (ft bgs)	7-8 (ft bgs)	11-12 (ft bgs)	15-16 (ft bgs)
2,4,6-TNT	ND	0.296 J	ND	ND
2,4-DNT	0.581	0.746	2.12	0.571
2,6-DNT	ND	ND	0.45	0.135 J

COC	29SB178 (3/24/2022) 14.5-15 (ft bgs)
2,4-DNT	0.19

COC	29SB173 (3/24/2022) 14.5-15 (ft bgs)
2,4-DNT	1.6
2,6-DNT	0.58

COC	29SB125 (3/2/2021) 7-8 (ft bgs)	15-16 (ft bgs)
2,4-DNT	0.201 J	0.3 J

COC	29SB170 (3/24/2022) 3-4 (ft bgs)	6-7 (ft bgs)	14.5-15 (ft bgs)
2,4,6-TNT	ND	0.15	ND
2,4-DNT	ND	0.37	0.079 J

COC	29SB171 (3/24/2022) 7-8 (ft bgs)
2,4-DNT	0.066 J

COC	29SB172 (3/24/2022) 14.5-15 (ft bgs)
2,6-DNT	0.11

COC	29SB122 (3/2/2021) 3-4 (ft bgs)	7-8 (ft bgs)	11-12 (ft bgs)	15-16 (ft bgs)
2,4-DNT	0.418	0.43	0.609	4.78 J+
2,6-DNT	ND	ND	ND	0.318 J+

COC	29SB179 (3/24/2022) 14.5-15 (ft bgs)
2,4-DNT	0.27

Screening levels	Comparison Levels[1] (mg/kg)
2,4,6-Trinitrotoluene (2,4,6-TNT)	4.7[a]/5.1[b]
2,4-Dinitrotoluene (2,4-DNT)	0.042
2,6-Dinitrotoluene (2,6-DNT)	0.042

For all sampling results see LHAAP 29 PDI Report Table 3 - Building 812-F March 2022 Soil Sample Results

NOTES:
1 = GWP-Ind Texas Commission on Environmental Quality soil medium specific concentration for industrial use based on groundwater protection
<0.195 U = Nondetect (ND)
mg/kg milligrams per kilogram
Depth Interval (ft bgs)
J+ = Estimated Biased High
J- = Estimated Biased Low
J = Estimated
Bold = Exceeds Comparison Level
a = applies to 0-3 feet below ground surface
b = applies from 3 feet below ground surface to groundwater interface

DATA SOURCES: Shaw, 2010, Final Feasibility Study, LHAAP-29, Former TNT Production Area, Group 2, Longhorn Army Ammunition Plant, Karnack, Texas, December.

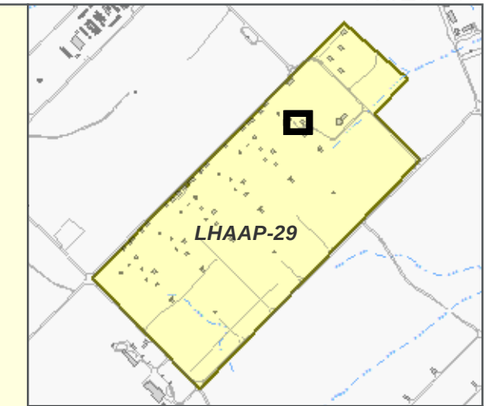

LEGEND

- 2022 Piezometer Locations

2022 DPT Soil Boring Location (29SB167 - 29SB182)

- Nondetect
- Detect

2021 DPT Soil Boring Location (29SB118 - 29SB125)

- Detect

Historic Sample Locations and Results (Shaw 2020)

- Solid Residual Sample from Line or Manhole
- Water Sample from Line or Man Hole
- Surface Soil Samples
- TNT Cooling Water Drain Line (North)
- Stream
- Road
- Building
- Site LHAAP-29

BUILDING 812-F
DPT SOIL SAMPLE RESULTS
EXPLOSIVES DETECTIONS
LHAAP-29 PDI REPORT JUNE 2022
LONGHORN ARMY AMMUNITION PLANT
KARNACK, TEXAS

N
0 20 40
FEET

FIGURE 8

PATH: J:\2018\18-025_LHAAP_SITES29_47_18AND24_ROD_(WERNER)\7.2_WORK_IN_PROGRESS\MAP_DOCS\DRAFT\LHAAP29\LHAAP_29_PDI_2022REPORT_BUILDING812F_SAMPLERESULTS_FIG8.MXD - USER: EBOWLIN - DATE: 9/13/2022

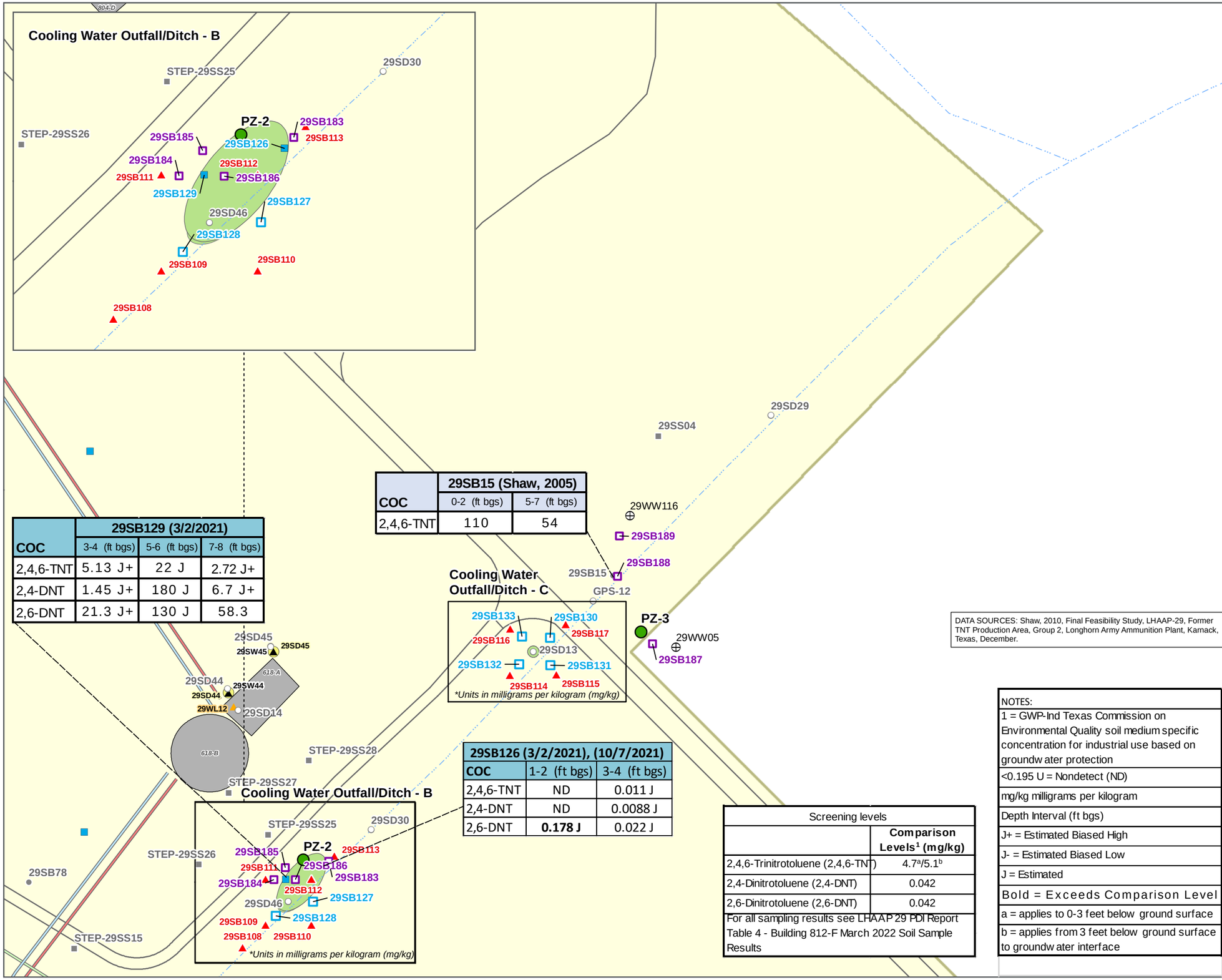

COC	29SB129 (3/2/2021)		
	3-4 (ft bgs)	5-6 (ft bgs)	7-8 (ft bgs)
2,4,6-TNT	5.13 J+	22 J	2.72 J+
2,4-DNT	1.45 J+	180 J	6.7 J+
2,6-DNT	21.3 J+	130 J	58.3

COC	29SB15 (Shaw, 2005)	
	0-2 (ft bgs)	5-7 (ft bgs)
2,4,6-TNT	110	54

COC	29SB126 (3/2/2021), (10/7/2021)	
	1-2 (ft bgs)	3-4 (ft bgs)
2,4,6-TNT	ND	0.011 J
2,4-DNT	ND	0.0088 J
2,6-DNT	**0.178 J**	0.022 J

Screening levels	
	Comparison Levels[1] (mg/kg)
2,4,6-Trinitrotoluene (2,4,6-TNT)	4.7[a]/5.1[b]
2,4-Dinitrotoluene (2,4-DNT)	0.042
2,6-Dinitrotoluene (2,6-DNT)	0.042
For all sampling results see LHAAP 29 PDI Report Table 4 - Building 812-F March 2022 Soil Sample Results	

NOTES:

1 = GWP-Ind Texas Commission on Environmental Quality soil medium specific concentration for industrial use based on groundwater protection

<0.195 U = Nondetect (ND)

mg/kg milligrams per kilogram

Depth Interval (ft bgs)

J+ = Estimated Biased High

J- = Estimated Biased Low

J = Estimated

Bold = Exceeds Comparison Level

a = applies to 0-3 feet below ground surface

b = applies from 3 feet below ground surface to groundwater interface

COOLING WATER OUTFALL / DITCH - DPT SOIL SAMPLE RESULTS EXPLOSIVES DETECTIONS

LHAAP-29 PDI REPORT JUNE 2022
LONGHORN ARMY AMMUNITION PLANT
KARNACK, TEXAS

FIGURE 9

PATH: J:\2018\18-025_LHAAP_SITES29_47_18AND24_ROD_(WERNER)\7.2_WORK_IN_PROGRESS\MAP_DOCS\DRAFT\LHAAP29\LHAAP_29_PDI_2022REPORT_COOLINGWATEROUTFALLDITCH_SAMPLERESULTS_FIG9.MXD - USER: EBOWLIN - DATE: 9/14/2022

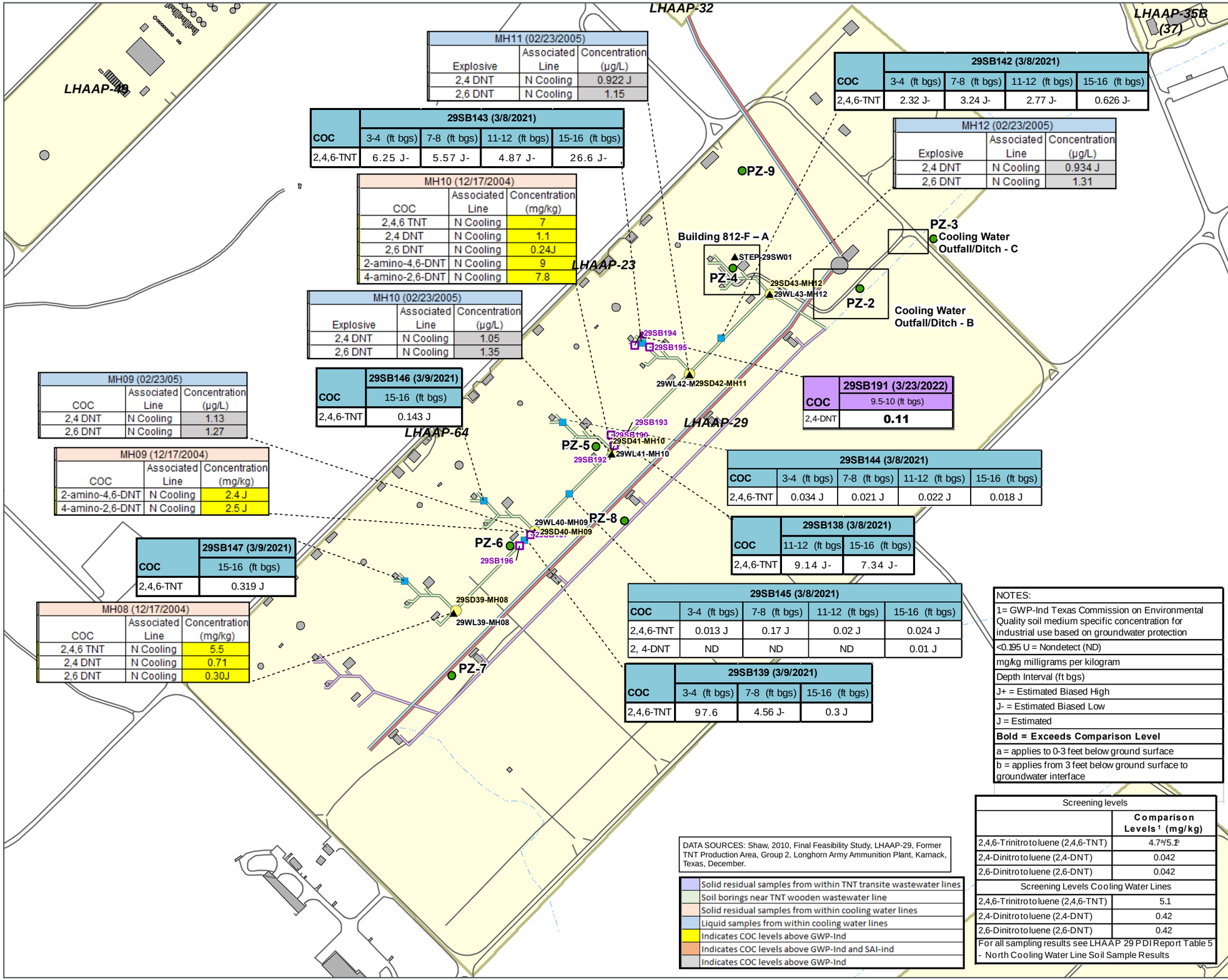

MH11 (02/23/2005)		
Explosive	Associated Line	Concentration (µg/L)
2,4 DNT	N Cooling	0.922 J
2,6 DNT	N Cooling	1.15

COC	29SB143 (3/8/2021)			
	3-4 (ft bgs)	7-8 (ft bgs)	11-12 (ft bgs)	15-16 (ft bgs)
2,4,6-TNT	6.25 J-	5.57 J-	4.87 J-	26.6 J-

MH10 (12/17/2004)		
COC	Associated Line	Concentration (mg/kg)
2,4,6 TNT	N Cooling	7
2,4 DNT	N Cooling	1.1
2,6 DNT	N Cooling	0.24J
2-amino-4,6-DNT	N Cooling	9
4-amino-2,6-DNT	N Cooling	7.8

MH10 (02/23/2005)		
Explosive	Associated Line	Concentration (µg/L)
2,4 DNT	N Cooling	1.05
2,6 DNT	N Cooling	1.35

COC	29SB146 (3/9/2021)
	15-16 (ft bgs)
2,4,6-TNT	0.143 J

MH09 (02/23/05)		
COC	Associated Line	Concentration (µg/L)
2,4 DNT	N Cooling	1.13
2,6 DNT	N Cooling	1.27

MH09 (12/17/2004)		
COC	Associated Line	Concentration (mg/kg)
2-amino-4,6-DNT	N Cooling	2.4 J
4-amino-2,6-DNT	N Cooling	2.5 J

COC	29SB147 (3/9/2021)
	15-16 (ft bgs)
2,4,6-TNT	0.319 J

MH08 (12/17/2004)		
COC	Associated Line	Concentration (mg/kg)
2,4,6 TNT	N Cooling	5.5
2,4 DNT	N Cooling	0.71
2,6 DNT	N Cooling	0.30J

COC	29SB142 (3/8/2021)			
	3-4 (ft bgs)	7-8 (ft bgs)	11-12 (ft bgs)	15-16 (ft bgs)
2,4,6-TNT	2.32 J-	3.24 J-	2.77 J-	0.626 J-

MH12 (02/23/2005)		
Explosive	Associated Line	Concentration (µg/L)
2,4 DNT	N Cooling	0.934 J
2,6 DNT	N Cooling	1.31

COC	29SB191 (3/23/2022)
	9.5-10 (ft bgs)
2,4-DNT	**0.11**

COC	29SB144 (3/8/2021)			
	3-4 (ft bgs)	7-8 (ft bgs)	11-12 (ft bgs)	15-16 (ft bgs)
2,4,6-TNT	0.034 J	0.021 J	0.022 J	0.018 J

COC	29SB138 (3/8/2021)	
	11-12 (ft bgs	15-16 (ft bgs)
2,4,6-TNT	9.14 J-	7.34 J-

COC	29SB145 (3/8/2021)			
	3-4 (ft bgs)	7-8 (ft bgs)	11-12 (ft bgs)	15-16 (ft bgs)
2,4,6-TNT	0.013 J	0.17 J	0.02 J	0.024 J
2, 4-DNT	ND	ND	ND	0.01 J

COC	29SB139 (3/9/2021)		
	3-4 (ft bgs)	7-8 (ft bgs)	15-16 (ft bgs)
2,4,6-TNT	97.6	4.56 J-	0.3 J

NOTES:

1= GWP-Ind Texas Commission on Environmental Quality soil medium specific concentration for industrial use based on groundwater protection

<0.195 U = Nondetect (ND)

mg/kg milligrams per kilogram

Depth Interval (ft bgs)

J+ = Estimated Biased High

J- = Estimated Biased Low

J = Estimated

Bold = Exceeds Comparison Level

a = applies to 0-3 feet below ground surface

b = applies from 3 feet below ground surface to groundwater interface

Screening levels	
	Comparison Levels [1] (mg/kg)
2,4,6-Trinitrotoluene (2,4,6-TNT)	4.7[a]/5.1[b]
2,4-Dinitrotoluene (2,4-DNT)	0.042
2,6-Dinitrotoluene (2,6-DNT)	0.042
Screening Levels Cooling Water Lines	
2,4,6-Trinitrotoluene (2,4,6-TNT)	5.1
2,4-Dinitrotoluene (2,4-DNT)	0.42
2,6-Dinitrotoluene (2,6-DNT)	0.42

For all sampling results see LHAAP 29 PDI Report Table 5 - North Cooling Water Line Soil Sample Results

DATA SOURCES: Shaw, 2010, Final Feasibility Study, LHAAP-29, Former TNT Production Area, Group 2, Longhorn Army Ammunition Plant, Karnack, Texas, December.

Solid residual samples from within TNT transite wastewater lines
Soil borings near TNT wooden wastewater line
Solid residual samples from within cooling water lines
Liquid samples from within cooling water lines
Indicates COC levels above GWP-Ind
Indicates COC levels above GWP-Ind and SAI-ind
Indicates COC levels above GWP-Ind

LEGEND

- 2022 Piezometer Locations

2022 DPT Soil Boring Location (29SB190 - 29SB197)

- Nondetect
- Detect

2021 DPT Soil Boring Location (29SB138 - 29SB139, 29SB142 - 29SB147)

- Nondetect
- Detect

Historic Sample Locations and Results (Shaw 2010)

- Water Sample from Line or Man Hole
- Solid residual Sample from Line or Man Hole
- TNT Cooling Water Drain Line (North)
- TNT Cooling Water Drain Line (South)
- TNT Wooden Wastewater Line
- TNT Transite Wastewater Line
- Stream
- Road
- Building
- Site LHAAP-29

NORTH TNT COOLING WATER LINES DPT SOIL SAMPLE RESULTS EXPLOSIVES DETECTIONS

LHAAP-29 PDI REPORT JUNE 2022
LONGHORN ARMY AMMUNITION PLANT
KARNACK, TEXAS

N

0 200 400
FEET

FIGURE 10

PATH: J:\2018\18-025_LHAAP_SITES29_47_18AND24_ROD_(WERNER)\7.2_WORK_IN_PROGRESS\MAP_DOCS\DRAFT\LHAAP29\LHAAP_29_PDI_2022REPORT_N_COOLING_WATER_DRAIN_LINE_HISTORIC_SAMPLERESULTS_FIG10.MXD - USER: EBOWLIN - DATE: 9/13/2022

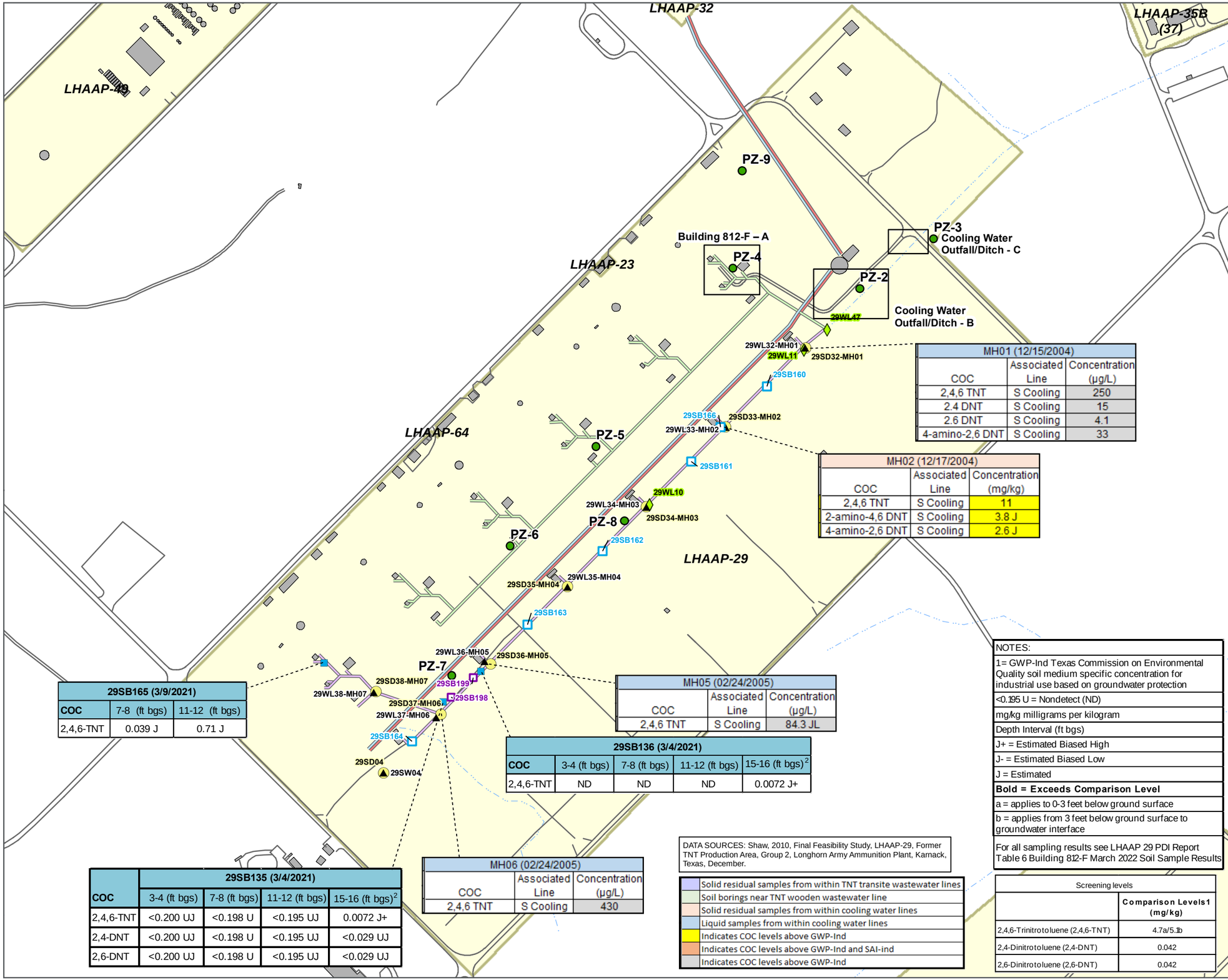

MH01 (12/15/2004)		
COC	Associated Line	Concentration (µg/L)
2,4,6 TNT	S Cooling	250
2.4 DNT	S Cooling	15
2.6 DNT	S Cooling	4.1
4-amino-2,6 DNT	S Cooling	33

MH02 (12/17/2004)		
COC	Associated Line	Concentration (mg/kg)
2,4,6 TNT	S Cooling	11
2-amino-4,6 DNT	S Cooling	3.8 J
4-amino-2,6 DNT	S Cooling	2.6 J

29SB165 (3/9/2021)		
COC	7-8 (ft bgs)	11-12 (ft bgs)
2,4,6-TNT	0.039 J	0.71 J

MH05 (02/24/2005)		
COC	Associated Line	Concentration (µg/L)
2,4,6 TNT	S Cooling	84.3 JL

29SB136 (3/4/2021)				
COC	3-4 (ft bgs)	7-8 (ft bgs)	11-12 (ft bgs)	15-16 (ft bgs)[2]
2,4,6-TNT	ND	ND	ND	0.0072 J+

29SB135 (3/4/2021)				
COC	3-4 (ft bgs)	7-8 (ft bgs)	11-12 (ft bgs)	15-16 (ft bgs)[2]
2,4,6-TNT	<0.200 UJ	<0.198 U	<0.195 UJ	0.0072 J+
2,4-DNT	<0.200 UJ	<0.198 U	<0.195 UJ	<0.029 UJ
2,6-DNT	<0.200 UJ	<0.198 U	<0.195 UJ	<0.029 UJ

MH06 (02/24/2005)		
COC	Associated Line	Concentration (µg/L)
2,4,6 TNT	S Cooling	430

DATA SOURCES: Shaw, 2010, Final Feasibility Study, LHAAP-29, Former TNT Production Area, Group 2, Longhorn Army Ammunition Plant, Karnack, Texas, December.

Solid residual samples from within TNT transite wastewater lines
Soil borings near TNT wooden wastewater line
Solid residual samples from within cooling water lines
Liquid samples from within cooling water lines
Indicates COC levels above GWP-Ind
Indicates COC levels above GWP-Ind and SAI-ind
Indicates COC levels above GWP-Ind

NOTES:

1= GWP-Ind Texas Commission on Environmental Quality soil medium specific concentration for industrial use based on groundwater protection

<0.195 U = Nondetect (ND)

mg/kg milligrams per kilogram

Depth Interval (ft bgs)

J+ = Estimated Biased High

J- = Estimated Biased Low

J = Estimated

Bold = Exceeds Comparison Level

a = applies to 0-3 feet below ground surface

b = applies from 3 feet below ground surface to groundwater interface

For all sampling results see LHAAP 29 PDI Report Table 6 Building 812-F March 2022 Soil Sample Results

Screening levels	
	Comparison Levels1 (mg/kg)
2,4,6-Trinitrotoluene (2,4,6-TNT)	4.7a/5.1b
2,4-Dinitrotoluene (2,4-DNT)	0.042
2,6-Dinitrotoluene (2,6-DNT)	0.042

2 = ETA reanalyzed results wth LOD below the screening levels

LEGEND

- 2022 Piezometer Locations

2022 DPT Soil Boring Location (29SB198 - 29SB199)

- Nondetect
- Detect

2021 DPT Soil Boring Location (29SB135 - 29SB136, 29SB160 - 29SB166)

- Nondetect
- Detect

Historic Sample Locations and Results (Shaw 2010)

- Water Sample from Line or Man Hole
- Solid residual Sample from Line or Man Hole
- Water Line Sample
- TNT Cooling Water Drain Line (North)
- TNT Cooling Water Drain Line (South)
- TNT Wooden Wastewater Line
- TNT Transite Wastewater Line
- Stream
- Road
- Building
- Site LHAAP-29

SOUTH TNT COOLING WATER LINES DPT SOIL SAMPLE RESULTS EXPLOSIVES DETECTIONS

LHAAP-29 PDI REPORT JUNE 2022
LONGHORN ARMY AMMUNITION PLANT
KARNACK, TEXAS

N

0 200 400
FEET

FIGURE 11

PATH: J:\2018\18-025_LHAAP_SITES29_47_18AND24_ROD_(WERNER)\7.2_WORK_IN_PROGRESS\MAP_DOCS\DRAFT\LHAAP29\LHAAP_29_PDI_2022REPORT_S_COOLING_WATER_DRAIN_LINE_HISTORIC_SAMPLERESULTS_FIG11.MXD - USER: EBOWLIN - DATE: 9/13/2022

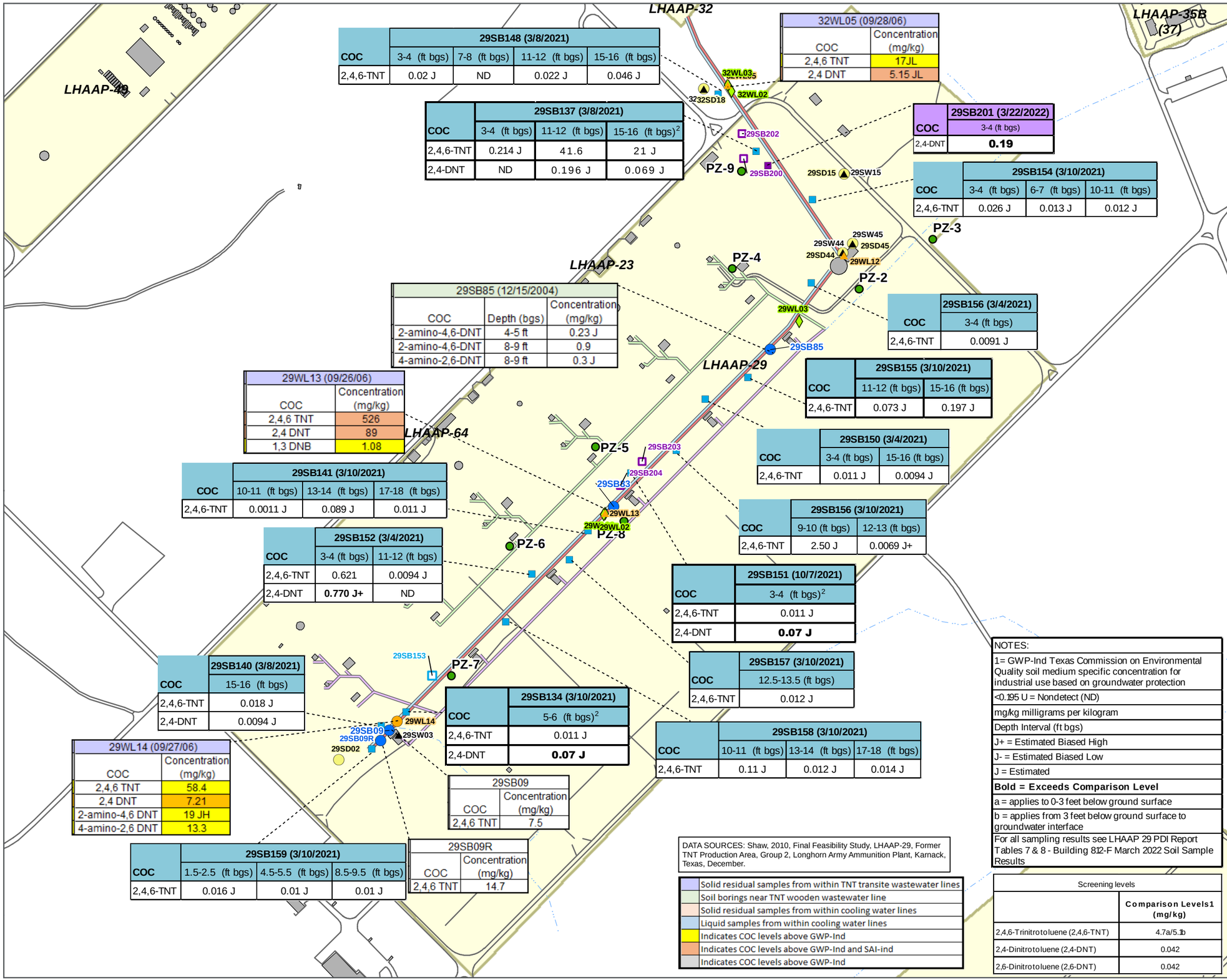

COC	29SB148 (3/8/2021)			
	3-4 (ft bgs)	7-8 (ft bgs)	11-12 (ft bgs)	15-16 (ft bgs)
2,4,6-TNT	0.02 J	ND	0.022 J	0.046 J

32WL05 (09/28/06)	
COC	Concentration (mg/kg)
2,4,6 TNT	17JL
2,4 DNT	5.15 JL

COC	29SB137 (3/8/2021)		
	3-4 (ft bgs)	11-12 (ft bgs)	15-16 (ft bgs)[2]
2,4,6-TNT	0.214 J	41.6	21 J
2,4-DNT	ND	0.196 J	0.069 J

COC	29SB201 (3/22/2022)
	3-4 (ft bgs)
2,4-DNT	**0.19**

COC	29SB154 (3/10/2021)		
	3-4 (ft bgs)	6-7 (ft bgs)	10-11 (ft bgs)
2,4,6-TNT	0.026 J	0.013 J	0.012 J

29SB85 (12/15/2004)		
COC	Depth (bgs)	Concentration (mg/kg)
2-amino-4,6-DNT	4-5 ft	0.23 J
2-amino-4,6-DNT	8-9 ft	0.9
4-amino-2,6-DNT	8-9 ft	0.3 J

COC	29SB156 (3/4/2021)
	3-4 (ft bgs)
2,4,6-TNT	0.0091 J

COC	29SB155 (3/10/2021)	
	11-12 (ft bgs)	15-16 (ft bgs)
2,4,6-TNT	0.073 J	0.197 J

29WL13 (09/26/06)	
COC	Concentration (mg/kg)
2,4,6 TNT	526
2,4 DNT	89
1,3 DNB	1.08

COC	29SB150 (3/4/2021)	
	3-4 (ft bgs)	15-16 (ft bgs)
2,4,6-TNT	0.011 J	0.0094 J

COC	29SB141 (3/10/2021)		
	10-11 (ft bgs)	13-14 (ft bgs)	17-18 (ft bgs)
2,4,6-TNT	0.0011 J	0.089 J	0.011 J

COC	29SB156 (3/10/2021)	
	9-10 (ft bgs)	12-13 (ft bgs)
2,4,6-TNT	2.50 J	0.0069 J+

COC	29SB152 (3/4/2021)	
	3-4 (ft bgs)	11-12 (ft bgs)
2,4,6-TNT	0.621	0.0094 J
2,4-DNT	**0.770 J+**	ND

COC	29SB151 (10/7/2021)
	3-4 (ft bgs)[2]
2,4,6-TNT	0.011 J
2,4-DNT	**0.07 J**

COC	29SB157 (3/10/2021)
	12.5-13.5 (ft bgs)
2,4,6-TNT	0.012 J

COC	29SB140 (3/8/2021)
	15-16 (ft bgs)
2,4,6-TNT	0.018 J
2,4-DNT	0.0094 J

COC	29SB134 (3/10/2021)
	5-6 (ft bgs)[2]
2,4,6-TNT	0.011 J
2,4-DNT	**0.07 J**

COC	29SB158 (3/10/2021)		
	10-11 (ft bgs)	13-14 (ft bgs)	17-18 (ft bgs)
2,4,6-TNT	0.11 J	0.012 J	0.014 J

29WL14 (09/27/06)	
COC	Concentration (mg/kg)
2,4,6 TNT	58.4
2,4 DNT	7.21
2-amino-4,6 DNT	19 JH
4-amino-2,6 DNT	13.3

29SB09	
COC	Concentration (mg/kg)
2,4,6 TNT	7.5

COC	29SB159 (3/10/2021)		
	1.5-2.5 (ft bgs)	4.5-5.5 (ft bgs)	8.5-9.5 (ft bgs)
2,4,6-TNT	0.016 J	0.01 J	0.01 J

29SB09R	
COC	Concentration (mg/kg)
2,4,6 TNT	14.7

DATA SOURCES: Shaw, 2010, Final Feasibility Study, LHAAP-29, Former TNT Production Area, Group 2, Longhorn Army Ammunition Plant, Karnack, Texas, December.

Solid residual samples from within TNT transite wastewater lines
Soil borings near TNT wooden wastewater line
Solid residual samples from within cooling water lines
Liquid samples from within cooling water lines
Indicates COC levels above GWP-Ind
Indicates COC levels above GWP-Ind and SAI-ind
Indicates COC levels above GWP-Ind

NOTES:

1= GWP-Ind Texas Commission on Environmental Quality soil medium specific concentration for industrial use based on groundwater protection

<0.195 U = Nondetect (ND)

mg/kg milligrams per kilogram

Depth Interval (ft bgs)

J+ = Estimated Biased High

J- = Estimated Biased Low

J = Estimated

Bold = Exceeds Comparison Level

a = applies to 0-3 feet below ground surface

b = applies from 3 feet below ground surface to groundwater interface

For all sampling results see LHAAP 29 PDI Report Tables 7 & 8 - Building 812-F March 2022 Soil Sample Results

Screening levels	
	Comparison Levels1 (mg/kg)
2,4,6-Trinitrotoluene (2,4,6-TNT)	4.7a/5.1b
2,4-Dinitrotoluene (2,4-DNT)	0.042
2,6-Dinitrotoluene (2,6-DNT)	0.042

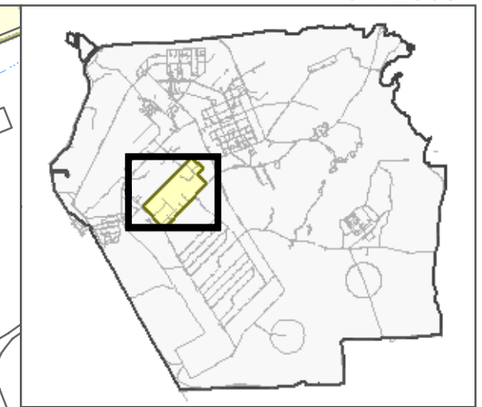

LEGEND

- 2022 Piezometer Locations

2022 DPT Soil Boring Location (29SB200 - 29SB204)

- Nondetect
- Detect

2021 DPT Soil Boring Location (Wooden TNT Wastewater Line: 29SB134, 29SB141, 29SB54 - 29SB159)(Transite TNT Wastewater Line: 29SB137, 29SB140, 29SB148 - 29SB153)

- Nondetect
- Detect

Historic Sample Locations and Results (Shaw 2010)

- Water Sample from Line or Man Hole
- Solid residual Sample from Line or Man Hole
- Soil Boring
- Water Sample from Line or Man Hole
- Solid residual Sample from Line or Man Hole
- Water Line Sample
- TNT Cooling Water Drain Line (North)
- TNT Cooling Water Drain Line (South)
- TNT Wooden Wastewater Line
- TNT Transite Wastewater Line
- Stream
- Road
- Building
- Site LHAAP-29

2 = ETA reanalyzed results with LOD below the screening levels

WOODEN AND TRANSITE TNT WASTEWATER LINES DPT SOIL SAMPLE RESULTS EXPLOSIVES DETECTIONS

LHAAP-29 PDI REPORT JUNE 2022
LONGHORN ARMY AMMUNITION PLANT
KARNACK, TEXAS

N

0 200 400
FEET

FIGURE 12

PATH: J:\2018\18-025_LHAAP_SITES29_47_18AND24_ROD_(WERNER)\7.2_WORK_IN_PROGRESS\MAP_DOCS\DRAFT\LHAAP29\LHAAP_29_PDI_2022REPORT_TRANSITE_WOODEN_WASTEWATER_LINE_HISTORIC_SAMPLERESULTS_FIG12.MXD - USER: EBOWLIN - DATE: 9/14/2022

This page intentionally left blank.

4 Summary and Conclusions

Unsaturated Zone: Temporary Piezometers

Depth to groundwater and saturated soils varies across the site depending on elevation and subsurface soil type. Depth to groundwater ranges between 7.5 ft bgs and 15.5 ft bgs, with depth to the water table tending to be greater in the eastern part of the site. Temporary piezometers were installed to find depth to the water table and thickness of unsaturated soils, thereby providing information on vertical extent of contaminated soils to be removed during the remedial action. The depth to groundwater from east to west are as follows: PZ-2 14.1 ft bgs; PZ-3 10.7 ft bgs; PZ-4 14.9 ft bgs; PZ-6 7.5 ft bgs; PZ-7 8.7 ft bgs; PZ-8 10.3 ft bgs; and PZ-9 15.5 ft bgs. Piezometers PZ-5 and PZ-10 were dry holes. Knowledge of depth to the water table can be used during the remedial design to estimate of the volume of contaminated unsaturated soil that will require removal.

Building 812-F

Twenty of the 24 DPT borings showed detections of explosives (2,4,6-TNT, 2,4-DNT, 2,6-DNT) that exceeded the GWP-Ind MSCs. The explosives 2,4-DNT and 2,6-DNT were the most widespread of the contaminants detected. A clear pattern of distribution is not distinct, however the northeastern section of the grid had the greatest vertical depth (i.e., 3 – 15 ft bgs) of contamination, while in the southwestern section the explosives were typically detected at deeper intervals (14.5 – 15 ft bgs). With the water table measured at 14.9 ft bgs, contamination extends to the top of the water table. The horizontal extent of contamination has not fully been defined. Therefore, additional soil characterization through confirmation sampling may be required during the implementation of the RD.

Cooling Water Outfall / Ditch

Two of the 15 DPT borings showed detections of explosives (2,4,6-TNT, 2,4-DNT, 2,6-DNT) that exceeded the GWP-Ind MSCs. Contamination is centered on DPT locations 29SB126 and 29SB129 in Area B on the northeast side of the site at depths ranging between 8 ft bgs (29SB129) and 2 ft bgs (29SB126). Depth to the water table in this area was measured at 14.1 ft bgs, well below the vertical extent of contaminated soil. Samples collected during the March 2022 field investigation did not reveal any explosives present at concentrations above the DL so the extent of contamination downgradient is limited. Boring locations 29SB184 and 29SB185, which were offset 10 feet to either side of 29SB129, and 29SB186 collocated with 29SB129 did not detect any explosives. Samples collected to the southeast and southwest from 29SB129 and 29SB126 did not detect explosives above the DL. This indicates a very limited horizontal and vertical extent of contamination. Based on the results, the vertical and horizontal extent to the northwest and down gradient have been fully defined.

North and South TNT Cooling Water Lines

Three of the 16 DPT borings collected adjacent to the North Cooling Water Line and former production buildings showed detections of the explosive 2,4,6-TNT that exceeded the GWP-Ind

MSC. DPT borings 29SB138 and 29SB139 were collected adjacent to the main line, while 29SB143 was collected at a spur line to a production building. Boring 29SB138 was collected adjacent to historic sample MH10 and the cooling water line. Historic sample MH-10 was a residue sample taken from sediment within the line. Sample 29SB138 had detections of 2,4,6-TNT in samples taken from below the pipeline (11 – 12 ft bgs and 15 – 16 ft bgs). Concentrations of 2,4,6-TNT were similar in concentration between the historic and DPT soil sample (~ 7 mg/kg) indicating a potential release from the pipe. Samples collected adjacent and offset from 29SB138 (29SB190, 29SB192, 29SB193) during the March 2022 field investigation did not detect explosives above the DL. Groundwater in piezometer PZ-6 was measured at 7.5 ft bgs, the shallowest encountered across the site. The nearest piezometer (PZ-8) to PZ-6 and boring location 29SB138, by comparison, was measured at 10.3 ft bgs.

Sample 29SB139 was collected adjacent to the main North Cooling Water Line. A single detection of 2,4,6-TNT that exceeded the GWP-Ind MSC was detected at the shallow depth of 3 - 4 ft bgs. Deeper samples collected below this interval had lower detections of 2,4,6-TNT but below the GWP-Ind MSC. Two offset borings advanced during the March 2022 field investigation did not detect explosives in any of the samples collected. Based on the depth to soil contamination and depth to the water table (7.5 ft bgs and the more conservative 10.3 ft bgs), the vertical and horizontal extent of 2,4,6-TNT contamination is limited to 3 - 4 ft bgs and the area around boring 29SB139.

Boring 29SB143 was installed adjacent to a former production building and had detections of 2,4,6-TNT at all intervals (3 – 16 ft bgs) that exceeded the GWP-Ind MSC. Collocated boring 29SB191 did not contain 2,4,6-TNT above the DL but did have levels of 2,4-DNT greater than the GWP-Ind MSC at a depth of 9.5 – 10 ft bgs. Samples collected from two borings offset from 29SB143 did not detect any explosives. With no additional detections of explosives at the offset boring locations, contamination at 29SB143 is horizontally limited. Based on the depth interval of contaminated soil and depth to the water table (7.5 ft bgs and more conservative 10.3 ft bgs), the vertical extent of 2,4,6-TNT contamination is limited between 3 – 10 ft bgs and the area around boring 29SB143.

2,4,6-TNT was the single explosive detected along the South Cooling Water Line. Three of the 13 DPT soil boring locations contained 2,4,6-TNT at concentrations that exceeded the DL but at levels below the GWP-Ind MSC. Collocated borings installed during the March 2022 field investigation did not detect explosives in any of the samples collected. Based on the results and depth to the water table (8.7 ft bgs), the vertical and horizontal extent of 2,4,6-TNT contamination is limited and fully defined.

Transite and Wooden TNT Wastewater Lines

The explosives 2,4,6-TNT and 2,4-DNT were detected at concentrations that exceeded the GWP-Ind MSCs at three borings. Samples collected from boring 29SB137 contained concentrations of 2,4,6-TNT and 2,4-DNT from 3 – 4 and 11 – 16 ft bgs. Sample 29SB137 was collected adjacent to the transite line that branches off to the north to Building 32. Historic sample 32WL05, a solid residue sample collected from within the transite pipeline had similar concentrations of 2,4,6-TNT detections; this sample is located approximately 825 feet to the north of DPT 29SB137. One sample collected from offset boring 29SB201 detected concentrations of 2,4-DNT at levels exceeding the GWP-Ind MSC between 3 – 4 ft bgs. Samples collected from collocated boring 29SB200 and offset boring 29SB202 did not show explosives above the DL. Based on the depth interval of contaminated soil (3

– 4 ft bgs and 11 – 16 ft bgs) and depth to the water table (15.5 ft bgs), the vertical extent of 2,4,6-TNT and 2,4-DNT contamination is limited between 3 – 15.5 ft bgs and the area around and between borings 29SB137 and 29SB201.

Borings 29SB151 and 29SB152 contained 2,4-DNT at concentrations that exceeded the GWP-Ind MSC but at the relatively shallow depth of 3 – 4 ft bgs; subsequent deeper samples collected below this interval had non-detects of explosives. Samples collected from borings offset from 29SB151 did not contain explosives above the DL. Sample 29SB152 had a single detection of 2,4-DNT that exceeded the cleanup level at the 3 – 4 ft bgs interval. This sample was collected adjacent to the transite pipeline in an area that did not have historic data. Based on the depth interval of contaminated soil (3 – 4 ft bgs) and depth to the water table (15.5 ft bgs), the vertical and horizontal extent of 2,4,-DNT contamination is limited between 3 – 4 ft bgs and the area around 29SB151 and 29SB152.

Three samples (29SB134, 29SB155, 29SB156) collected adjacent to the Wooden TNT Wastewater Line had low detections of 2,4,6-TNT that did not exceed the cleanup levels. Based on the results, the line has been fully delineated.

Wooden TNT Wastewater Line

A total of 8 trenches were excavated along the length of the wooden TNT wastewater pipeline. The TNT wooden wastewater line was exposed by excavating trenches and the line breached to collect liquid and sediment/sludge samples for explosives analysis. The pipeline was located within approximately 5 feet from the line of surface marker signs and at depths between 1.5 and 10 ft bgs. At most locations, the wooden pipeline was mostly intact and comprised of wood staves with 2-inch-wide metal bands spaced at 6-inch intervals. The wooden pipeline was also encapsulated in an asphaltic coating.

Multiple explosives were detected in all of the liquid and residue samples collected from the Wooden TNT Wastewater Pipeline including: 1,3-DNB; 2,4,6-TNT; 2-amino-4,6-DNT; 4-amino-2,6-DNT; 2,4-DNT, and 4-NT. Seven of the residue samples contained concentrations of 2,4,6-TNT, 2-amino-4,6-DNT, 4-amino-2,6-DNT, and 2,4-DNT that exceeded the GWP-Ind MSC. The results indicate that liquid, sediment, and the pipeline material itself may be potential sources of contamination. The pipeline at several excavated locations was also found to be in poor condition (deteriorated or cracked). Based on the analytical results and observations of the pipeline condition, excavation and removal of the pipeline will be included in the RD. Depth to the pipeline varied between 1.5 ft bgs to 10 ft bgs.

This page intentionally left blank.

5 References

AECOM, 2014. Final Installation-Wide Work Plan for Longhorn Army Ammunition Plant, Karnack, Texas. July, 2014.

AECOM, 2016. Draft Final Remedial Investigation Addendum LHAAP-29, Former TNT Production Area, Group 2 Longhorn Army Ammunition Plant, Karnack, Texas. July.

AECOM, 2017. Revised Final Feasibility Study Addendum, LHAAP-29, Former TNT Production Area, Group 2, Longhorn Army Ammunition Plant, Karnack, Texas. January, 2017.

ASTM, 2018. ASTM D2487 Unified Soil Classification System https://blog.ansi.org/?p=157371. March, 2018.

HDR, 2018. Final Revised Proposed Plan for LHAAP-29, Former TNT Production Area, Group 2, Longhorn Army Ammunition Plant, Karnack, Texas.

HDR, 2019. Final Record of Decision for LHAAP-29, Former TNT Production Area, Group 2, Longhorn Army Ammunition Plant, Karnack, Texas. November, 2018.

HDR, 2021. Final Pre-Design Investigation Work Plan, Former TNT Production Area, Group 2, Longhorn Army Ammunition Plant, Karnack, Texas. February, 2021.

Jacobs, 2001. Remedial Investigation Report for the Group 2 Sites Remedial Investigation (Sites 12, 17, 18/24, 29, and 32) at the Longhorn Army Ammunition Plant (LHAAP), Karnack, Texas, Final, St. Louis, Missouri, April.

Shaw, 2007. Data Gaps Investigation Report, Longhorn Army Ammunition Plant, Karnack, Texas, Final, Houston, Texas, April.

Shaw, 2010. Final Feasibility Study, LHAAP-29, Former TNT Production Area, Group 2, Longhorn Army Ammunition Plant, Karnack, Texas, December.

USACE, 2020. Scope of Work for Remedial Designs Longhorn Army Ammunition Plant, Karnack, Texas. July, 2020.

USEPA, 2009. Guidance for Labeling Externally Validated Laboratory Analytical Data for Superfund Use. OSWER 9200.1 1-85. February 2009.

USEPA, 2017. National Functional Guidelines for Superfund Organic Methods Data Review. OLEM 9355.0-136. January 2017.

This page intentionally left blank.

Attachment 1.
Soil Boring Logs

This page intentionally left blank.

1. HOLE NUMBER

DRILLING LOG For use of this form, see EM 1110-1-1804; the proponent agency is CECW-EG.	2. DIVISION	3. INSTALLATION LHAAP	SHEET 1 OF 2 SHEETS

4. PROJECT LHAAP-29	13. SIZE AND TYPE OF BIT 2¼" DIAMETER
	14. DATUM FOR ELEVATION SHOWN *(TBM or MSL)* —
5. LOCATION *(Coordinates or Station)* LHAAP	15. MANUFACTURERS DESIGNATION OF DRILL GEOPROBE 7822DT
6. DRILLING AGENCY WHE	16. TOTAL NO. OF OVER BURDEN SAMPLES TAKEN — a. DISTURBED — b. UNDISTURBED —
7. HOLE NUMBER *(as shown on drawing title and title number)* 29 SB118	17. TOTAL NUMBER CORE BOXES —
8. NAME OF DRILLER KERRI POWELL	18. ELEVATION GROUND WATER —
	19. DATE HOLE *(YYYYMMDD)* a. STARTED 03/02/21 b. COMPLETED 03/02/21
9. DIRECTION OF HOLE ☒ a. VERTICAL ☐ b. INCLINED c. DEG. FROM VERT.	20. ELEVATION TOP OF HOLE *(feet)* —
10. THICKNESS OF OVERBURDEN —	21. TOTAL CORE RECOVERY FOR BORING % —
11. DEPTH DRILLED INTO ROCK —	22. SIGNATURE OF INSPECTOR [signature]
12. TOTAL DEPTH OF HOLE 16'	

23. ELEVATION	a. DEPTH	b. LEGEND	c. CLASSIFICATION OF MATERIALS *(Description)*	d. % CORE RECOVERY	e. BOX OR SAMPLE NUMBER	f. REMARKS *(Drilling Time, water loss, depth of weathering, etc., if significant)*
		1	CLAYEY SAND W/ SILT, DARK BROWN, MED. TO COARSE, LOOSE, WET	%		
		2	CLAY, LT. BROWN, MED. PLASTICITY, SOFT, WET	2/4 %		SAMPLE 1 TAKEN 3-4' BGS, @ 1210
		3		%		DUP-01 TAKEN 3-4' @ 0800 TIME
		4				
		5	SAA	%		
		6	SILTY CLAY, TRACE SAND, MED. TO HIGH PLAST., SOFT, MOIST TO WET	2/4 %		SAMPLE 2 TAKEN 7'-8' BGS @ 1213
		7				MS/MSD TAKEN 7'-8' BGS
		8	SAA	%		
		9		%		

DRILLING LOG *(Continuation Sheet)*
For use of this form, see EM 1110-1-1804; the proponent agency is CECW-EG.

1. ELEVATION TOP OF HOLE:

2. HOLE NUMBER: 29SB118

SHEET 2 OF 2 SHEETS

3. PROJECT: LHAAP-29

4. INSTALLATION: LHAAP

5. ELEVATION	a. DEPTH	b. LEGEND	c. CLASSIFICATION OF MATERIALS (Description)	d. % CORE RECOVERY	e. BOX OR SAMPLE NUMBER	f. REMARKS (Drilling Time, water loss, depth of weathering, etc., if significant)
		10	CLAY, MOTTLED LT. BROWN, ORANGE & GREY, STIFF, HIGH PLASTICITY, MOIST	2/4 %		
		11		%		SAMPLE 3 TAKEN 11'-12' BGS @ 1218
		12				
		13	SAA	2/2 %		
		14		%		
		15	SAA, DRY TO MOIST, SOME SILT	2/2 %		SAMPLE 4 TAKEN 15'-16' BGS @ 1222
		16				DUP-02 TAKEN 15'-16', TIME 0810
				%		
				%		
				%		
				%		
				%		
				%		

ENG FORM 1836A, JUN 1967 PREVIOUS EDITIONS ARE OBSOLETE. *(Translucent)*

6. PROJECT

7. HOLE NUMBER

VERSION 1.0

1. HOLE NUMBER

DRILLING LOG For use of this form, see EM 1110-1-1804; the proponent agency is CECW-EG.	2. DIVISION	3. INSTALLATION LHAAP	SHEET 1 OF 2 SHEETS

4. PROJECT LHAAP-29	13. SIZE AND TYPE OF BIT 2¼" DIAMETER
	14. DATUM FOR ELEVATION SHOWN *(TBM or MSL)* —
5. LOCATION *(Coordinates or Station)* LHAAP	15. MANUFACTURERS DESIGNATION OF DRILL GEOPROBE 7822DT
6. DRILLING AGENCY WHE	16. TOTAL NO. OF OVER BURDEN SAMPLES TAKEN: a. DISTURBED — ; b. UNDISTURBED —
7. HOLE NUMBER *(as shown on drawing title and title number)* 29SB119	17. TOTAL NUMBER CORE BOXES —
	18. ELEVATION GROUND WATER —
8. NAME OF DRILLER KERRI POWELL	19. DATE HOLE *(YYYYMMDD)*: a. STARTED 03/02/2021 ; b. COMPLETED 03/02/2021
9. DIRECTION OF HOLE ☒ a. VERTICAL ☐ b. INCLINED c. DEG. FROM VERT.	20. ELEVATION TOP OF HOLE *(feet)* —
10. THICKNESS OF OVERBURDEN —	21. TOTAL CORE RECOVERY FOR BORING % —
11. DEPTH DRILLED INTO ROCK —	22. SIGNATURE OF INSPECTOR [signature]
12. TOTAL DEPTH OF HOLE 16	

23. ELEVATION	a. DEPTH	b. LEGEND	c. CLASSIFICATION OF MATERIALS *(Description)*	d. % CORE RECOVERY	e. BOX OR SAMPLE NUMBER	f. REMARKS *(Drilling Time, water loss, depth of weathering, etc., if significant)*
		1	SANDY CLAY, DARK BROWN, FINE TO COARSE, SOFT, LOW PLAST., WET	%		
		2	SAND, LIGHT BROWN TO GREY, COARSE, DRY	2/4 %		
		3	CLAY, LT. BROWN, HIGH PLAST., SOFT, MOIST	%		SAMPLE 1 TAKEN 3'-4' BGS @ 1230
		4				
		5	SAA, INCREASING SAND/MOISTURE @ BOTTOM	%		
		6		4/4 %		
		7				SAMPLE 2 TAKEN 7'-8' BGS @ 1233
		8		%		
		9		%		

DRILLING LOG *(Continuation Sheet)*
For use of this form, see EM 1110-1-1804; the proponent agency is CECW-EG.

1. ELEVATION TOP OF HOLE

2. HOLE NUMBER 29SB119

SHEET 2 OF 2 SHEETS

3. PROJECT LHAAP-29

4. INSTALLATION LHAAP

5. ELEVATION	a. DEPTH	b. LEGEND	c. CLASSIFICATION OF MATERIALS (Description)	d. % CORE RECOVERY	e. BOX OR SAMPLE NUMBER	f. REMARKS (Drilling Time, water loss, depth of weathering, etc., if significant)
		10	CLAY, LT. BROWN TO GREY, HIGH PLAST., STIFF, MOIST	4/4 %		
		11		%		SAMPLE 3 TAKEN 11'-12' BGS @ 1236
		12	SAA	2/2 %		
		13	SILTY CLAY, LT. BROWN, MED. STIFF, ~~LOW~~ MED. PLAST., MOIST	%		
		14				
		15	SAA	2/2 %		SAMPLE 4 TAKEN 15'-16' BGS @ 1240
		16				
				%		
				%		
				%		
				%		
				%		
				%		

ENG FORM 1836A, JUN 1967 PREVIOUS EDITIONS ARE OBSOLETE. *(Translucent)*

6. PROJECT LHAAP-29

7. HOLE NUMBER 29SB119

VERSION 1.0

1. HOLE NUMBER

DRILLING LOG For use of this form, see EM 1110-1-1804; the proponent agency is CECW-EG.	2. DIVISION	3. INSTALLATION LHAAP	SHEET 1 OF 2 SHEETS

4. PROJECT LHAAP-29	13. SIZE AND TYPE OF BIT 2 1/4" DIAMETER
	14. DATUM FOR ELEVATION SHOWN *(TBM or MSL)* —
5. LOCATION *(Coordinates or Station)* LHAAP	15. MANUFACTURERS DESIGNATION OF DRILL GEOPROBE 7822DT
6. DRILLING AGENCY WHE	16. TOTAL NO. OF OVER BURDEN SAMPLES TAKEN — a. DISTURBED — b. UNDISTURBED —
7. HOLE NUMBER *(as shown on drawing title and title number)* 29SB120	17. TOTAL NUMBER CORE BOXES —
	18. ELEVATION GROUND WATER —
8. NAME OF DRILLER KERRI POWELL	19. DATE HOLE *(YYYYMMDD)* a. STARTED 03/02/2021 b. COMPLETED 03/02/2021
9. DIRECTION OF HOLE ☒ a. VERTICAL ☐ b. INCLINED c. DEG. FROM VERT.	20. ELEVATION TOP OF HOLE *(feet)* —
10. THICKNESS OF OVERBURDEN —	21. TOTAL CORE RECOVERY FOR BORING % —
11. DEPTH DRILLED INTO ROCK —	22. SIGNATURE OF INSPECTOR [signature]
12. TOTAL DEPTH OF HOLE 16' BGS	

23. ELEVATION	a. DEPTH	b. LEGEND	c. CLASSIFICATION OF MATERIALS *(Description)*	d. % CORE RECOVERY	e. BOX OR SAMPLE NUMBER	f. REMARKS *(Drilling Time, water loss, depth of weathering, etc., if significant)*
		1	SANDY CLAY, DARK BROWN, MED TO COARSE, LOW PLAST., SOFT, WET	%		
		2	CLAY W/ TRACE SAND, DARK BROWN TO LT. BROWN, MED. STIFF, MED. PLAST., MOIST	2/4 %		SAMPLE 1 TAKEN 3'-4' BGS @ 1248
		3		%		
		4	SILT, DARK BROWN, SOFT, WET			
		5		%		
		6		3/4 %		
		7	CLAYEY SILT, LT. BROWN, SOFT, LOW PLAST., WET	%		SAMPLE 2 TAKEN 7'-8' BGS @ 1250
		8		%		
		9		%		

DRILLING LOG *(Continuation Sheet)*
For use of this form, see EM 1110-1-1804; the proponent agency is CECW-EG.

1. ELEVATION TOP OF HOLE:
2. HOLE NUMBER: 29SB120
SHEET 2 OF 2 SHEETS
3. PROJECT: LHAAP-29
4. INSTALLATION: LHAAP

5. ELEVATION	a. DEPTH	b. LEGEND	c. CLASSIFICATION OF MATERIALS (Description)	d. % CORE RECOVERY	e. BOX OR SAMPLE NUMBER	f. REMARKS (Drilling Time, water loss, depth of weathering, etc., if significant)
		10	CLAY, MOTTLED LT. BROWN, GREY, RED, STIFF, HIGH PLAST., DRY TO MOIST	4/4 %		
		11		%		SAMPLE 3 TAKEN 11'-12' BGS @ 1252
		12	SAA	%		
		13	SILTY CLAY, LT. BROWN TO GREY, MED. STIFF, MED. PLAST, DRY TO MOIST	2/2 %		
		14	SAA			
		15		2/2 %		SAMPLE 4 TAKEN 15'-16' BGS @ 1255
		16				
				%		
				%		
				%		
				%		
				%		

ENG FORM 1836A, JUN 1967 PREVIOUS EDITIONS ARE OBSOLETE. *(Translucent)*

6. PROJECT: LHAAP-29
7. HOLE NUMBER: 29SB120

VERSION 1.0

1. HOLE NUMBER

DRILLING LOG For use of this form, see EM 1110-1-1804; the proponent agency is CECW-EG.	2. DIVISION	3. INSTALLATION LHAAP	SHEET 1 OF 2 SHEETS

4. PROJECT LHAAP-29	13. SIZE AND TYPE OF BIT 2 1/4" DIAMETER
	14. DATUM FOR ELEVATION SHOWN *(TBM or MSL)* —
5. LOCATION *(Coordinates or Station)* LHAAP	15. MANUFACTURERS DESIGNATION OF DRILL GEOPROBE 7822DT
6. DRILLING AGENCY WHE	16. TOTAL NO. OF OVER BURDEN SAMPLES TAKEN — a. DISTURBED — b. UNDISTURBED —
7. HOLE NUMBER *(as shown on drawing title and title number)* 29SB121	17. TOTAL NUMBER CORE BOXES —
8. NAME OF DRILLER KERRI POWELL	18. ELEVATION GROUND WATER —
	19. DATE HOLE *(YYYYMMDD)* a. STARTED 03/02/21 b. COMPLETED 03/02/21
9. DIRECTION OF HOLE ☒ a. VERTICAL ☐ b. INCLINED c. DEG. FROM VERT.	20. ELEVATION TOP OF HOLE *(feet)* —
10. THICKNESS OF OVERBURDEN —	21. TOTAL CORE RECOVERY FOR BORING % —
11. DEPTH DRILLED INTO ROCK —	22. SIGNATURE OF INSPECTOR J. Moore
12. TOTAL DEPTH OF HOLE 16' BGS	

23. ELEVATION	a. DEPTH	b. LEGEND	c. CLASSIFICATION OF MATERIALS *(Description)*	d. % CORE RECOVERY	e. BOX OR SAMPLE NUMBER	f. REMARKS *(Drilling Time, water loss, depth of weathering, etc., if significant)*
		1	CLAYEY SILT W/ SAND, DARK BROWN, FINE TO MED. GRAIN, SOFT, WET	2/4 %		SAMPLE 1 3'-4' BGS @ 1100
		2	CLAY W/ TRACE SAND, LT. BROWN, MED. PLAST., SOFT, WET	%		
		3		%		
		4	SAA			
		5	SILTY SAND, LT BROWN, FINE GRAIN, SOFT, WET	% 3/4		SAMPLE 2 7'-8' BGS @ 1103
		6		%		
		7				
		8		%		
		9		%		

DRILLING LOG *(Continuation Sheet)*
For use of this form, see EM 1110-1-1804; the proponent agency is CECW-EG.

1. ELEVATION TOP OF HOLE: —

2. HOLE NUMBER: 295B121

SHEET 2 OF 2 SHEETS

3. PROJECT: LHAAP-29

4. INSTALLATION: LHAAP

5. ELEVATION	a. DEPTH	b. LEGEND	c. CLASSIFICATION OF MATERIALS (Description)	d. % CORE RECOVERY	e. BOX OR SAMPLE NUMBER	f. REMARKS (Drilling Time, water loss, depth of weathering, etc., if significant)
		10	CLAY, LT. BROWN TO GREY, MED. STIFF, HIGH PLAST., DRY TO MOIST	4/4 %		SAMPLE 3 11'-12' BGS @ 1105
		11		%		
		12	SAA	2/2 %		
		13				
		14	SAA	%		SAMPLE 4 15'-16' BGS @ 1110
		15		2/2 %		
		16		%		
				%		
				%		
				%		
				%		
				%		

ENG FORM 1836A, JUN 1967 PREVIOUS EDITIONS ARE OBSOLETE. *(Translucent)*

6. PROJECT: LHAAP-29

7. HOLE NUMBER: 295B121

VERSION 1.0

1. HOLE NUMBER

DRILLING LOG For use of this form, see EM 1110-1-1804; the proponent agency is CECW-EG.	2. DIVISION	3. INSTALLATION LHAAP	SHEET 1 OF 2 SHEETS

4. PROJECT LHAAP-29	13. SIZE AND TYPE OF BIT 2 1/4" DIAMETER
5. LOCATION (Coordinates or Station) LHAAP	14. DATUM FOR ELEVATION SHOWN (TBM or MSL) —
6. DRILLING AGENCY WHE	15. MANUFACTURERS DESIGNATION OF DRILL GEOPROBE 7822DT
7. HOLE NUMBER (as shown on drawing title and title number) 29SB122	16. TOTAL NO. OF OVER BURDEN SAMPLES TAKEN: a. DISTURBED — ; b. UNDISTURBED —
8. NAME OF DRILLER KERRI POWELL	17. TOTAL NUMBER CORE BOXES —
9. DIRECTION OF HOLE ☒ a. VERTICAL ☐ b. INCLINED c. DEG. FROM VERT.	18. ELEVATION GROUND WATER —
10. THICKNESS OF OVERBURDEN —	19. DATE HOLE (YYYYMMDD): a. STARTED 03/02/2021; b. COMPLETED 03/02/2021
11. DEPTH DRILLED INTO ROCK —	20. ELEVATION TOP OF HOLE (feet) —
12. TOTAL DEPTH OF HOLE 16' BGS	21. TOTAL CORE RECOVERY FOR BORING % —
	22. SIGNATURE OF INSPECTOR Joel Moyer

23. ELEVATION	a. DEPTH	b. LEGEND	c. CLASSIFICATION OF MATERIALS (Description)	d. % CORE RECOVERY	e. BOX OR SAMPLE NUMBER	f. REMARKS (Drilling Time, water loss, depth of weathering, etc., if significant)
		1 2 3 4	SILTY/SANDY CLAY, MOTTLED DARK BROWN, LT. BROWN, GREY, STIFF, LOW PLAST., MOIST	2/4		SAMPLE 1 TAKEN 3-4' BGS @ 1303
		5 6	CLAYEY SAND, LT. BROWN, LOW PLAST, FINE GRAIN, SOFT, WET	2/4		
		7 8	SANDY CLAY, LT. BROWN TO RED, MED. PLAST., MED. STIFF, MOIST			SAMPLE 2 TAKEN 7'-8' BGS @ 1305, ~~DUP TAKEN~~ DUP-03 7-8' BGS @ 0820
		9				

DRILLING LOG *(Continuation Sheet)*
For use of this form, see EM 1110-1-1804; the proponent agency is CECW-EG.

1. ELEVATION TOP OF HOLE

2. HOLE NUMBER ~~29SB129~~ BM

SHEET 2 OF 2 SHEETS

3. PROJECT LHAAP-29

4. INSTALLATION LHAAP

5. ELEVATION	a. DEPTH	b. LEGEND	c. CLASSIFICATION OF MATERIALS *(Description)*	d. % CORE RECOVERY	e. BOX OR SAMPLE NUMBER	f. REMARKS *(Drilling Time, water loss, depth of weathering, etc., if significant)*
		10	CLAY, MOTTLED LT. BROWN, RED, GREY, HIGH PLAST., V. STIFF, DRY TO MOIST	%		
		11		%		SAMPLE 3 TAKEN 11'-12' BGS @ 1310
		12				
		13	SAA, SOME SILT NEAR BOTTOM	2/2 %		
		14		%		
		15	SILTY CLAY, LT. BROWN, MED. PLAST, MED. STIFF, DRY TO MOIST	2/2 %		SAMPLE 4 TAKEN 15'-16' BGS @ 1312
		16				
				%		
				%		
				%		
				%		
				%		
				%		

ENG FORM 1836A, JUN 1967 PREVIOUS EDITIONS ARE OBSOLETE. *(Translucent)*

6. PROJECT LHAAP-29

7. HOLE NUMBER 29SB122

VERSION 1.0

1. HOLE NUMBER

DRILLING LOG For use of this form, see EM 1110-1-1804; the proponent agency is CECW-EG.	2. DIVISION	3. INSTALLATION LHAAP	SHEET 1 OF 2 SHEETS

4. PROJECT LHAAP29	13. SIZE AND TYPE OF BIT 2 1/4" DIAMETER
	14. DATUM FOR ELEVATION SHOWN *(TBM or MSL)* —
5. LOCATION *(Coordinates or Station)* LHAAP	15. MANUFACTURERS DESIGNATION OF DRILL GEOPROBE 7822DT
6. DRILLING AGENCY WHE	16. TOTAL NO. OF OVER BURDEN SAMPLES TAKEN — a. DISTURBED — b. UNDISTURBED —
7. HOLE NUMBER *(as shown on drawing title and title number)* 295B123	17. TOTAL NUMBER CORE BOXES —
	18. ELEVATION GROUND WATER —
8. NAME OF DRILLER KERRI POWELL	19. DATE HOLE *(YYYYMMDD)* a. STARTED 03/02/21 b. COMPLETED 03/02/21
9. DIRECTION OF HOLE ☒ a. VERTICAL ☐ b. INCLINED c. DEG. FROM VERT.	20. ELEVATION TOP OF HOLE *(feet)* —
10. THICKNESS OF OVERBURDEN —	21. TOTAL CORE RECOVERY FOR BORING % —
11. DEPTH DRILLED INTO ROCK —	22. SIGNATURE OF INSPECTOR
12. TOTAL DEPTH OF HOLE 16' BGS	

23. ELEVATION	a. DEPTH	b. LEGEND	c. CLASSIFICATION OF MATERIALS *(Description)*	d. % CORE RECOVERY	e. BOX OR SAMPLE NUMBER	f. REMARKS *(Drilling Time, water loss, depth of weathering, etc., if significant)*
			CLAYEY SAND, DARK BROWN, LOW PLAST., FINE TO MED., WET	%		
		1	CLAY W/ TRACE SAND, LT. BROWN, HIGH PLAST, SOFT, DRY TO MOIST	2.5/4 %		SAMPLE 1 2'-3' BGS @ 1045
		2				
		3		%		
		4	SAA			
		5	CLAYEY SILT, DARK BROWN TO LT. BROWN, FINE, SOFT, WET	%		
		6		3/4 %		SAMPLE 2 7'-8' BGS @ 1050
		7	CLAY, MOTTLED RED/GREY/BROWN, HIGH PLAST, DENSE, MOIST	%		
		8				
		9		%		

DRILLING LOG *(Continuation Sheet)*
For use of this form, see EM 1110-1-1804; the proponent agency is CECW-EG.

1. ELEVATION TOP OF HOLE: —

2. HOLE NUMBER: 2958123

SHEET 2 OF 2 SHEETS

3. PROJECT: LHAAP 29

4. INSTALLATION: LHAAP

5. ELEVATION	a. DEPTH	b. LEGEND	c. CLASSIFICATION OF MATERIALS (Description)	d. % CORE RECOVERY	e. BOX OR SAMPLE NUMBER	f. REMARKS (Drilling Time, water loss, depth of weathering, etc., if significant)
		10	CLAY, LT. BROWN TO GREY, HIGH PLAST., DENSE, DRY TO MOIST	4/4 %		
		11		%		SAMPLE 3 11'-12' @ 1052
		12				
		13	SAA	2/2 %		
		14		%		
		15	SILTY CLAY W/ SAND, BRWN. TO ORANGE, FINE, WET	2/2 %		SAMPLE 4 15'-16' @ 1055
		16	CLAY, LT. BROWN TO GREY, HIGH PLAST., DENSE, DRY TO MOIST			
				%		
				%		
				%		
				%		
				%		
				%		

ENG FORM 1836A, JUN 1967 PREVIOUS EDITIONS ARE OBSOLETE. *(Translucent)*

6. PROJECT: LHAAP-29

7. HOLE NUMBER: 2958123

VERSION 1.0

1. HOLE NUMBER

DRILLING LOG For use of this form, see EM 1110-1-1804; the proponent agency is CECW-EG.	2. DIVISION	3. INSTALLATION LHAAP	SHEET 1 OF 2 SHEETS

4. PROJECT LHAAP-29	13. SIZE AND TYPE OF BIT
	14. DATUM FOR ELEVATION SHOWN *(TBM or MSL)* —
5. LOCATION *(Coordinates or Station)* LHAAP	15. MANUFACTURERS DESIGNATION OF DRILL GEOPROBE 7822 DT
6. DRILLING AGENCY WHE	16. TOTAL NO. OF OVER BURDEN SAMPLES TAKEN — a. DISTURBED — b. UNDISTURBED —
7. HOLE NUMBER *(as shown on drawing title and title number)* 29SB124	17. TOTAL NUMBER CORE BOXES —
8. NAME OF DRILLER KERRI POWELL	18. ELEVATION GROUND WATER —
	19. DATE HOLE *(YYYYMMDD)* a. STARTED 03/02/21 b. COMPLETED 03/02/21
9. DIRECTION OF HOLE ☒ a. VERTICAL ☐ b. INCLINED c. DEG. FROM VERT.	20. ELEVATION TOP OF HOLE *(feet)* —
10. THICKNESS OF OVERBURDEN —	21. TOTAL CORE RECOVERY FOR BORING % —
11. DEPTH DRILLED INTO ROCK —	22. SIGNATURE OF INSPECTOR [signature]
12. TOTAL DEPTH OF HOLE 16' BGS	

23. ELEVATION	a. DEPTH	b. LEGEND	c. CLASSIFICATION OF MATERIALS *(Description)*	d. % CORE RECOVERY	e. BOX OR SAMPLE NUMBER	f. REMARKS *(Drilling Time, water loss, depth of weathering, etc., if significant)*
		1	CLAY, BROWN, HIGH PLASTICITY, DENSE, DRY TO MOIST	%		
		2		2.5/4 %		
		3				SAMPLE 1 TAKEN 3'-4' BGS @ 1025
		4		%		
		5	CLAY W/ TRACE SAND, LT. BROWN, HIGH PLASTICITY, SOFT, MOIST TO WET	2/4 %		
		6		%		SAMPLE 2 TAKEN 7'-8' BGS @ 1030
		7				
		8		%		
		9		%		

ENG FORM 1836, MAR 1971 PREVIOUS EDITIONS ARE OBSOLETE. *(Translucent)* PROJECT LHAAP-29 HOLE NUMBER 29SB124 VERSION 1.0

DRILLING LOG *(Continuation Sheet)*
For use of this form, see EM 1110-1-1804; the proponent agency is CECW-EG.

1. ELEVATION TOP OF HOLE: —

2. HOLE NUMBER: 29SB124

SHEET 2 OF 2 SHEETS

3. PROJECT: LHAAP29

4. INSTALLATION: LHAAP

5. ELEVATION	a. DEPTH	b. LEGEND	c. CLASSIFICATION OF MATERIALS (Description)	d. % CORE RECOVERY	e. BOX OR SAMPLE NUMBER	f. REMARKS (Drilling Time, water loss, depth of weathering, etc., if significant)
		10	CLAY, LT. BROWN TO GREY, HIGH PLASTICITY, VERY STIFF, MOIST	4/4 %		
		11		%		SAMPLE 3 TAKEN 11'-12' BGS @ 1035
		12	SAA	%		
		13	SANDY SILT, DARK BROWN, FINE GRAIN, DRY TO MOIST	2/2 %		
		14	CLAYEY SILT, LT. BROWN TO LT. GREY, LOW PLAST., DRY	2/2 %		SAMPLE 4 TAKEN 15'-16' BGS @ 1040
		15		%		
		16		%		
				%		
				%		
				%		
				%		
				%		

ENG FORM 1836A, JUN 1967 PREVIOUS EDITIONS ARE OBSOLETE. *(Translucent)*

6. PROJECT: LHAAP-29

7. HOLE NUMBER: 29SB124

VERSION 1.0

1. HOLE NUMBER

DRILLING LOG For use of this form, see EM 1110-1-1804; the proponent agency is CECW-EG.	2. DIVISION	3. INSTALLATION LHAAP	SHEET 1 OF 2 SHEETS
4. PROJECT LHAAP-29		13. SIZE AND TYPE OF BIT 2 1/4" DIAMETER	
5. LOCATION (Coordinates or Station) LHAAP		14. DATUM FOR ELEVATION SHOWN (TBM or MSL) —	
6. DRILLING AGENCY WHE		15. MANUFACTURERS DESIGNATION OF DRILL GEOPROBE 7822DT	
7. HOLE NUMBER (as shown on drawing title and title number) 29SB125		16. TOTAL NO. OF OVER BURDEN SAMPLES TAKEN	a. DISTURBED — / b. UNDISTURBED —
8. NAME OF DRILLER KERRI POWELL		17. TOTAL NUMBER CORE BOXES —	
9. DIRECTION OF HOLE ☒ a. VERTICAL ☐ b. INCLINED c. DEG. FROM VERT.		18. ELEVATION GROUND WATER —	
10. THICKNESS OF OVERBURDEN —		19. DATE HOLE (YYYYMMDD)	a. STARTED 03/02/21 / b. COMPLETED 03/02/21
11. DEPTH DRILLED INTO ROCK —		20. ELEVATION TOP OF HOLE (feet) —	
12. TOTAL DEPTH OF HOLE 16' BGS		21. TOTAL CORE RECOVERY FOR BORING % —	
		22. SIGNATURE OF INSPECTOR John Moore	

23. ELEVATION	a. DEPTH	b. LEGEND	c. CLASSIFICATION OF MATERIALS (Description)	d. % CORE RECOVERY	e. BOX OR SAMPLE NUMBER	f. REMARKS (Drilling Time, water loss, depth of weathering, etc., if significant)
		1	CLAY W/ TRACE SAND, LT. BROWN, FINE, MED. PLASTICITY, ~~WET~~ MOIST TO WET	2.5/4 %		SAMPLE 1 TAKEN 3'-4' BGS @ 0900
		2		%		
		3		%		
		4	SAA	%		SAMPLE 2 TAKEN 6'-7' BGS @ 0905
		5		2.5/4 %		
		6		%		
		7	LT. BROWN TO RED CLAY, FINE, HIGH PLASTICITY, DENSE, MOIST	%		
		8	CLAY, LT. GREY TO LT. BROWN, HIGH PLASTICITY, DENSE, MOIST	%		
		9		%		

DRILLING LOG *(Continuation Sheet)*
For use of this form, see EM 1110-1-1804; the proponent agency is CECW-EG.

1. ELEVATION TOP OF HOLE:
2. HOLE NUMBER: 29SB125
SHEET 2 OF 2 SHEETS
3. PROJECT: LHAAP-29
4. INSTALLATION: LHAAP

5. ELEVATION	a. DEPTH	b. LEGEND	c. CLASSIFICATION OF MATERIALS (Description)	d. % CORE RECOVERY	e. BOX OR SAMPLE NUMBER	f. REMARKS (Drilling Time, water loss, depth of weathering, etc., if significant)
		10		4/4 %		
		11		%		SAMPLE 3 TAKEN 11'-12' BGS @ 0910
		12	SANDY CLAY, LT. BROWN, SOFT, MED. PLASTICITY, FINE, WET	1/2 %		
		13				
		14	CLAYEY SAND, LT. BROWN, SOFT, LOW PLASTICITY, MED. ~~TO COARSE~~ GRAIN, WET	2/2 %		SAMPLE ~~TAKEN~~ 4 TAKEN 15'-16' @ 1000
		15		%		
		16		%		
				%		
				%		
				%		
				%		
				%		

ENG FORM 1836A, JUN 1967 PREVIOUS EDITIONS ARE OBSOLETE. *(Translucent)*

6. PROJECT: LHAAP-29
7. HOLE NUMBER: 29SB125

VERSION 1.0

0915 - SAMPLE STUCK IN CORE BARREL
1000 - 12'-16' COULDNT BE RETRIEVED, SWITCH TO 2' PUSHES

1. HOLE NUMBER

DRILLING LOG For use of this form, see EM 1110-1-1804; the proponent agency is CECW-EG.	2. DIVISION	3. INSTALLATION LHAAP	SHEET 1 OF 1 SHEETS

4. PROJECT LHAAP-29	13. SIZE AND TYPE OF BIT 2 1/4" DIAMETER
5. LOCATION *(Coordinates or Station)* LHAAP	14. DATUM FOR ELEVATION SHOWN *(TBM or MSL)* —
6. DRILLING AGENCY WHE	15. MANUFACTURERS DESIGNATION OF DRILL GEOPROBE 7822DT
7. HOLE NUMBER *(as shown on drawing title and title number)* 29SB126	16. TOTAL NO. OF OVER BURDEN SAMPLES TAKEN — a. DISTURBED — b. UNDISTURBED
8. NAME OF DRILLER KERRI POWELL	17. TOTAL NUMBER CORE BOXES —
9. DIRECTION OF HOLE ☒ a. VERTICAL ☐ b. INCLINED c. DEG. FROM VERT.	18. ELEVATION GROUND WATER —
10. THICKNESS OF OVERBURDEN —	19. DATE HOLE *(YYYYMMDD)* a. STARTED 03/02/2021 b. COMPLETED 03/02/2021
11. DEPTH DRILLED INTO ROCK —	20. ELEVATION TOP OF HOLE *(feet)* —
12. TOTAL DEPTH OF HOLE 8' BGS	21. TOTAL CORE RECOVERY FOR BORING % —
	22. SIGNATURE OF INSPECTOR [signature]

23. ELEVATION	a. DEPTH	b. LEGEND	c. CLASSIFICATION OF MATERIALS *(Description)*	d. % CORE RECOVERY	e. BOX OR SAMPLE NUMBER	f. REMARKS *(Drilling Time, water loss, depth of weathering, etc., if significant)*
		1	SANDY/SILTY CLAY, DARK BROWN, LOOSE, LOW PLAST., WET	2.5/4 %		SAMPLE 1 TAKEN 1'-2' BGS @ 1435
		2	CLAY, BROWN TO GREY, HIGH PLAST., STIFF, MOIST	%		DUP-04 TAKEN 1'-2' BGS TIME 0830
		3		%		SAMPLE 2 TAKEN 3'-4' BGS @ 1437
		4	SILTY CLAY, LT. BROWN TO GREY, MED. PLAST., STIFF, DRY TO MOIST	3.5/4 %		SAMPLE 3 TAKEN 5'-6' @ 1439
		5		%		
		6		%		SAMPLE 4 TAKEN 7'-8' BGS @ 1441, MS/MSD TAKEN
		7		%		
		8		%		

1. HOLE NUMBER

DRILLING LOG
For use of this form, see EM 1110-1-1804; the proponent agency is CECW-EG.

2. DIVISION

3. INSTALLATION: LHAAP

SHEET 1 OF 1 SHEETS

4. PROJECT: LHAAP-29

5. LOCATION (Coordinates or Station): LHAAP

6. DRILLING AGENCY: WHE

7. HOLE NUMBER (as shown on drawing title and title number): 29SB127

8. NAME OF DRILLER: KERRI POWELL

9. DIRECTION OF HOLE: [X] a. VERTICAL [ ] b. INCLINED c. DEG. FROM VERT.

10. THICKNESS OF OVERBURDEN: —

11. DEPTH DRILLED INTO ROCK: —

12. TOTAL DEPTH OF HOLE: 8' BGS

13. SIZE AND TYPE OF BIT: 2¼" DIAMETER

14. DATUM FOR ELEVATION SHOWN (TBM or MSL): —

15. MANUFACTURERS DESIGNATION OF DRILL: GEOPROBE 7822DT

16. TOTAL NO. OF OVER BURDEN SAMPLES TAKEN: a. DISTURBED —; b. UNDISTURBED —

17. TOTAL NUMBER CORE BOXES: —

18. ELEVATION GROUND WATER: —

19. DATE HOLE (YYYYMMDD): a. STARTED 03/03/2021; b. COMPLETED

20. ELEVATION TOP OF HOLE (feet): —

21. TOTAL CORE RECOVERY FOR BORING %: —

22. SIGNATURE OF INSPECTOR: [signature]

23. ELEVATION	a. DEPTH	b. LEGEND	c. CLASSIFICATION OF MATERIALS (Description)	d. % CORE RECOVERY	e. BOX OR SAMPLE NUMBER	f. REMARKS (Drilling Time, water loss, depth of weathering, etc., if significant)
			CLAY, DARK BROWN, SOFT, HIGH PLAST., WET	%		SAMPLE 1 TAKEN 1'-2' BGS @ 0750
		1	CLAYEY SILT, LT. BROWN, SOFT, LOW TO MED. PLAST., WET	4/4 %		
		2				
		3	CLAY, LT. BROWN TO GREY, STIFF, HIGH PLAST., MOIST	%		SAMPLE 2 TAKEN 3'-4' BGS @ 0752 DUP-06 TAKEN 3'-4' TIME 0745
		4	SAA			
		5		%		SAMPLE 3 TAKEN 5'-6' BGS @ 0754
		6		4/4 %		
		7				SAMPLE 4 TAKEN 7'-8' BGS @ 0756
		8		%		
				%		

ENG FORM 1836, MAR 1971 PREVIOUS EDITIONS ARE OBSOLETE. (Translucent)

PROJECT: LHAAP-29

HOLE NUMBER

VERSION 1.0

1. HOLE NUMBER

DRILLING LOG
For use of this form, see EM 1110-1-1804; the proponent agency is CECW-EG.

2. DIVISION

3. INSTALLATION: LHAAP

SHEET 1 OF 1 SHEETS

4. PROJECT: LHAAP-29

5. LOCATION (Coordinates or Station): LHAAP

6. DRILLING AGENCY: WHE

7. HOLE NUMBER (as shown on drawing title and title number): 29SB128

8. NAME OF DRILLER: KERRI POWELL

9. DIRECTION OF HOLE: ☒ a. VERTICAL ☐ b. INCLINED c. DEG. FROM VERT.

10. THICKNESS OF OVERBURDEN: —

11. DEPTH DRILLED INTO ROCK: —

12. TOTAL DEPTH OF HOLE: 8' BGS

13. SIZE AND TYPE OF BIT: 2 1/4" DIAMETER

14. DATUM FOR ELEVATION SHOWN (TBM or MSL): —

15. MANUFACTURERS DESIGNATION OF DRILL: GEOPROBE 7822DT

16. TOTAL NO. OF OVER BURDEN SAMPLES TAKEN: a. DISTURBED —; b. UNDISTURBED —

17. TOTAL NUMBER CORE BOXES: —

18. ELEVATION GROUND WATER: —

19. DATE HOLE (YYYYMMDD): a. STARTED 03/03/2021; b. COMPLETED 03/03/2021

20. ELEVATION TOP OF HOLE (feet): —

21. TOTAL CORE RECOVERY FOR BORING %: —

22. SIGNATURE OF INSPECTOR: [signature]

23. ELEVATION	a. DEPTH	b. LEGEND	c. CLASSIFICATION OF MATERIALS (Description)	d. % CORE RECOVERY	e. BOX OR SAMPLE NUMBER	f. REMARKS (Drilling Time, water loss, depth of weathering, etc., if significant)
		1	CLAY, DARK BROWN, MED. PLAST., STIFF, MOIST	2.5/4 %		SAMPLE 1 TAKEN 1'-2' BGS @ 0805
		2	CLAYEY SILT, LT. BROWN, SOFT, LOW TO MED. PLAST., WET			
		3	CLAY, LT. BROWN TO GREY, ~~HIGH~~ MED. PLAST, STIFF, MOIST	%		SAMPLE 2 TAKEN 3'-4' BGS @ 0807
		4				
		5	SAA, TRACE SAND	%		SAMPLE 3 TAKEN 5'-6' BGS @ 0809
		6		3/4 %		
		7				SAMPLE 4 TAKEN 7'-8' BGS @ 0811
		8		%		
				%		

ENG FORM 1836, MAR 1971 PREVIOUS EDITIONS ARE OBSOLETE. (Translucent)

PROJECT: LHAAP-29

HOLE NUMBER: 29SB128

VERSION 1.0

1. HOLE NUMBER

DRILLING LOG For use of this form, see EM 1110-1-1804; the proponent agency is CECW-EG.	2. DIVISION	3. INSTALLATION LHAAP	SHEET 1 OF 1 SHEETS

4. PROJECT LHAAP-29	13. SIZE AND TYPE OF BIT 2 1/4"
5. LOCATION *(Coordinates or Station)* LHAAP	14. DATUM FOR ELEVATION SHOWN *(TBM or MSL)* —
6. DRILLING AGENCY WHE	15. MANUFACTURERS DESIGNATION OF DRILL GEOPROBE 7822 DT
7. HOLE NUMBER *(as shown on drawing title and title number)* 29SB129	16. TOTAL NO. OF OVER BURDEN SAMPLES TAKEN — a. DISTURBED — b. UNDISTURBED —
8. NAME OF DRILLER KERRI POWELL	17. TOTAL NUMBER CORE BOXES —
9. DIRECTION OF HOLE ☒ a. VERTICAL ☐ b. INCLINED c. DEG. FROM VERT.	18. ELEVATION GROUND WATER —
10. THICKNESS OF OVERBURDEN —	19. DATE HOLE *(YYYYMMDD)* a. STARTED 03/02/2021 b. COMPLETED 03/02/2021
11. DEPTH DRILLED INTO ROCK —	20. ELEVATION TOP OF HOLE *(feet)* —
12. TOTAL DEPTH OF HOLE 8' BGS	21. TOTAL CORE RECOVERY FOR BORING % —
	22. SIGNATURE OF INSPECTOR [signature]

23. ELEVATION	a. DEPTH	b. LEGEND	c. CLASSIFICATION OF MATERIALS *(Description)*	d. % CORE RECOVERY	e. BOX OR SAMPLE NUMBER	f. REMARKS *(Drilling Time, water loss, depth of weathering, etc., if significant)*
		1	SANDY CLAY, DARK BROWN, SOFT, MED. TO COARSE, WET	3/4 %		SAMPLE 1 TAKEN 1'-2' BGS @ 1423
		2	CLAY, DARK BRWN. TO LT. BRWN., STIFF, HIGH PLAST., MOIST	%		SAMPLE 2 TAKEN 3'-4' BGS @ 1425
		3		%		
		4	CLAY, LT. GREY, STIFF, HIGH PLAST., MOIST	%		SAMPLE 3 TAKEN 5'-6' BGS @ 1427
		5		4/4 %		
		6		%		SAMPLE 4 TAKEN 7'-8' BGS @ 1429
		7		%		
		8		%		

ENG FORM 1836, MAR 1971 PREVIOUS EDITIONS ARE OBSOLETE. *(Translucent)*

PROJECT LHAAP-29 HOLE NUMBER 29SB129

VERSION 1.0

1. HOLE NUMBER

DRILLING LOG For use of this form, see EM 1110-1-1804; the proponent agency is CECW-EG.	2. DIVISION	3. INSTALLATION LHAAP	SHEET 1 OF 1 SHEETS

4. PROJECT LHAAP-29	13. SIZE AND TYPE OF BIT 2¼" DIAMETER
5. LOCATION *(Coordinates or Station)* LHAAP	14. DATUM FOR ELEVATION SHOWN *(TBM or MSL)* —
6. DRILLING AGENCY WHE	15. MANUFACTURERS DESIGNATION OF DRILL GEOPROBE 7822DT
7. HOLE NUMBER *(as shown on drawing title and title number)* 295B130	16. TOTAL NO. OF OVER BURDEN SAMPLES TAKEN: a. DISTURBED — ; b. UNDISTURBED —
8. NAME OF DRILLER KERRI POWELL	17. TOTAL NUMBER CORE BOXES —
9. DIRECTION OF HOLE ☒ a. VERTICAL ☐ b. INCLINED c. DEG. FROM VERT.	18. ELEVATION GROUND WATER —
10. THICKNESS OF OVERBURDEN —	19. DATE HOLE *(YYYYMMDD)*: a. STARTED 03/02/2021 ; b. COMPLETED 03/02/2021
11. DEPTH DRILLED INTO ROCK —	20. ELEVATION TOP OF HOLE *(feet)* —
12. TOTAL DEPTH OF HOLE 8' BGS	21. TOTAL CORE RECOVERY FOR BORING % —
	22. SIGNATURE OF INSPECTOR [signature]

23. ELEVATION	a. DEPTH	b. LEGEND	c. CLASSIFICATION OF MATERIALS *(Description)*	d. % CORE RECOVERY	e. BOX OR SAMPLE NUMBER	f. REMARKS *(Drilling Time, water loss, depth of weathering, etc., if significant)*
		1	SILTY/CLAYEY SAND, DARK BRWN. TO LT. BROWN, LOOSE, WET	2.5/4 %		SAMPLE 1 TAKEN 1'-2' BGS @ 1515
		2				SAMPLE 2 TAKEN 3'-4' BGS @ 1517
		3				DUP-05 TAKEN 3'-4' TIME 0840
		4	~~CLAYEY~~ SANDY CLAY, LT. BRWN. TO ORANGE, LOW PLAST., LOOSE, WET	%		
		5	SAA	2.5/4 %		SAMPLE 3 TAKEN 5'-6' @ 1519
		6	CLAY W/ TRACE SAND, MOTTLED RED, LT. BROWN, GREY, STIFF, MED. PLAST., MOIST	%		
		7				SAMPLE 4 TAKEN 7'-8' BGS @ 1521
		8		%		
				%		

ENG FORM 1836, MAR 1971 PREVIOUS EDITIONS ARE OBSOLETE. *(Translucent)*

PROJECT LHAAP-29 | HOLE NUMBER 295B130

VERSION 1.0

1. HOLE NUMBER

DRILLING LOG For use of this form, see EM 1110-1-1804; the proponent agency is CECW-EG.	2. DIVISION	3. INSTALLATION LHAAP	SHEET 1 OF 1 SHEETS

4. PROJECT LHAAP-29	13. SIZE AND TYPE OF BIT 2 1/4" DIAMETER
5. LOCATION *(Coordinates or Station)* LHAAP	14. DATUM FOR ELEVATION SHOWN *(TBM or MSL)* —
6. DRILLING AGENCY WHE	15. MANUFACTURERS DESIGNATION OF DRILL GEOPROBE 7822DT
7. HOLE NUMBER *(as shown on drawing title and title number)* 29SB131	16. TOTAL NO. OF OVER BURDEN SAMPLES TAKEN: a. DISTURBED — ; b. UNDISTURBED —
8. NAME OF DRILLER Kerri Powell	17. TOTAL NUMBER CORE BOXES —
9. DIRECTION OF HOLE ☒ a. VERTICAL ☐ b. INCLINED c. DEG. FROM VERT.	18. ELEVATION GROUND WATER —
10. THICKNESS OF OVERBURDEN —	19. DATE HOLE *(YYYYMMDD)*: a. STARTED 03/02/2021 ; b. COMPLETED 03/02/2021
11. DEPTH DRILLED INTO ROCK —	20. ELEVATION TOP OF HOLE *(feet)* —
12. TOTAL DEPTH OF HOLE 8' BGS	21. TOTAL CORE RECOVERY FOR BORING % —
	22. SIGNATURE OF INSPECTOR John Mann

23. ELEVATION	a. DEPTH	b. LEGEND	c. CLASSIFICATION OF MATERIALS *(Description)*	d. % CORE RECOVERY	e. BOX OR SAMPLE NUMBER	f. REMARKS *(Drilling Time, water loss, depth of weathering, etc., if significant)*
		1, 2	SILTY/CLAYEY SAND, LT. BROWN, LOOSE, FINE GRAINED, WET	2/4 %		SAMPLE 1 TAKEN 1'-2' BGS @ 1538
		3, 4	CLAY, RED TO LT. BRWN, STIFF, HIGH PLAST., MOIST TO WET	%		SAMPLE 2 TAKEN 3'-4' BGS @ 1540
		5, 6	SAA	4/4 %		SAMPLE 3 TAKEN 5'-6' BGS @ 1542
		7, 8	SANDY CLAY, LT. BROWN TO GREY, STIFF, DRY TO MOIST, LOW TO MED. PLAST.	%		SAMPLE 4 TAKEN 7'-8' BGS @ 1544
		~~9~~ BM		%		

1. HOLE NUMBER

DRILLING LOG For use of this form, see EM 1110-1-1804; the proponent agency is CECW-EG.	2. DIVISION	3. INSTALLATION LHAAP	SHEET 1 OF 1 SHEETS

4. PROJECT LHAAP-29	13. SIZE AND TYPE OF BIT 2 1/4" DIAMETER
	14. DATUM FOR ELEVATION SHOWN *(TBM or MSL)* —
5. LOCATION *(Coordinates or Station)* LHAAP	15. MANUFACTURERS DESIGNATION OF DRILL GEOPROBE 7822DT
6. DRILLING AGENCY WHE	16. TOTAL NO. OF OVER BURDEN SAMPLES TAKEN — a. DISTURBED — b. UNDISTURBED —
7. HOLE NUMBER *(as shown on drawing title and title number)* 295B132	17. TOTAL NUMBER CORE BOXES —
8. NAME OF DRILLER KERRI POWELL	18. ELEVATION GROUND WATER —
9. DIRECTION OF HOLE ☒ a. VERTICAL ☐ b. INCLINED c. DEG. FROM VERT.	19. DATE HOLE *(YYYYMMDD)* a. STARTED 03/02/2021 b. COMPLETED 03/02/2021
10. THICKNESS OF OVERBURDEN —	20. ELEVATION TOP OF HOLE *(feet)* —
11. DEPTH DRILLED INTO ROCK —	21. TOTAL CORE RECOVERY FOR BORING % —
12. TOTAL DEPTH OF HOLE 8' BGS	22. SIGNATURE OF INSPECTOR J. Moore

23. ELEVATION	a. DEPTH	b. LEGEND	c. CLASSIFICATION OF MATERIALS *(Description)*	d. % CORE RECOVERY	e. BOX OR SAMPLE NUMBER	f. REMARKS *(Drilling Time, water loss, depth of weathering, etc., if significant)*
		1 2 3 4	CLAY W/ SOME SILT, MOTTLED LT. BROWN, GREY, RED, MED TO HIGH PLAST., STIFF, MOIST	3/4 %		SAMPLE 1 TAKEN 1'-2' BGS @ 1453 SAMPLE 2 TAKEN 3'-4' BGS @ 1455
		5 6 7 8	SANDY CLAY, LT. BROWN TO GREY, LOW PLAST, MED. STIFF, DRY TO MOIST	%		SAMPLE 3 TAKEN 5'-6' BGS @ 1457 SAMPLE 4 TAKEN 7'-8' BGS @ 1459

1. HOLE NUMBER

DRILLING LOG For use of this form, see EM 1110-1-1804; the proponent agency is CECW-EG.	2. DIVISION	3. INSTALLATION LHAAP	SHEET 1 OF 1 SHEETS

4. PROJECT LHAAP-29	13. SIZE AND TYPE OF BIT 2 1/4" DIAMETER
	14. DATUM FOR ELEVATION SHOWN *(TBM or MSL)* —
5. LOCATION *(Coordinates or Station)* LHAAP	15. MANUFACTURERS DESIGNATION OF DRILL GEOPROBE 7822 DT
6. DRILLING AGENCY WHE	16. TOTAL NO. OF OVER BURDEN SAMPLES TAKEN — a. DISTURBED — b. UNDISTURBED
7. HOLE NUMBER *(as shown on drawing title and title number)* ~~SB2~~ 29SB133	17. TOTAL NUMBER CORE BOXES —
8. NAME OF DRILLER KERRI POWELL	18. ELEVATION GROUND WATER —
9. DIRECTION OF HOLE ☒ a. VERTICAL ☐ b. INCLINED c. DEG. FROM VERT.	19. DATE HOLE *(YYYYMMDD)* a. STARTED 03/02/2021 b. COMPLETED 03/02/2021
10. THICKNESS OF OVERBURDEN —	20. ELEVATION TOP OF HOLE *(feet)* —
11. DEPTH DRILLED INTO ROCK —	21. TOTAL CORE RECOVERY FOR BORING % —
12. TOTAL DEPTH OF HOLE 8' BGS	22. SIGNATURE OF INSPECTOR [signature]

23. ELEVATION	a. DEPTH	b. LEGEND	c. CLASSIFICATION OF MATERIALS *(Description)*	d. % CORE RECOVERY	e. BOX OR SAMPLE NUMBER	f. REMARKS *(Drilling Time, water loss, depth of weathering, etc., if significant)*
		1	CLAYEY SAND, LT. BROWN, FINE TO MED. GRAIN, LOOSE, WET	%		SAMPLE 1 TAKEN 1'-2' BGS @ 1505
		2		2/4 %		
		3		%		SAMPLE 2 TAKEN 3'-4' BGS @ 1507
		4	SANDY/SILTY CLAY, MOTTLED RED, LT. BROWN, GREY, LOW TO MED PLAST., MED. STIFF, MOIST	%		SAMPLE 3 TAKEN 5'-6' BGS @ 1509
		5		3/4 %		
		6		%		SAMPLE 4 TAKEN 7'-8' BGS @ 1511
		7		%		
		8		%		

1. HOLE NUMBER

DRILLING LOG
For use of this form, see EM 1110-1-1804; the proponent agency is CECW-EG.

2. DIVISION

3. INSTALLATION: LHAAP

SHEET 1 OF 2 SHEETS

4. PROJECT: LHAAP-29

5. LOCATION (Coordinates or Station): LHAAP

6. DRILLING AGENCY: WHE

7. HOLE NUMBER (as shown on drawing title and title number): 29SB134

8. NAME OF DRILLER: KERRY POWELL

9. DIRECTION OF HOLE: ☒ a. VERTICAL ☐ b. INCLINED c. DEG. FROM VERT.

10. THICKNESS OF OVERBURDEN: —

11. DEPTH DRILLED INTO ROCK: —

12. TOTAL DEPTH OF HOLE: 13' BGS

13. SIZE AND TYPE OF BIT: 2 1/4" DIAMETER

14. DATUM FOR ELEVATION SHOWN (TBM or MSL): —

15. MANUFACTURERS DESIGNATION OF DRILL: GEOPROBE 7822DT

16. TOTAL NO. OF OVER BURDEN SAMPLES TAKEN: a. DISTURBED —; b. UNDISTURBED —

17. TOTAL NUMBER CORE BOXES: —

18. ELEVATION GROUND WATER: —

19. DATE HOLE (YYYYMMDD): a. STARTED 03/10/2021; b. COMPLETED 03/10/2021

20. ELEVATION TOP OF HOLE (feet): —

21. TOTAL CORE RECOVERY FOR BORING %: —

22. SIGNATURE OF INSPECTOR: [signature]

23. ELEVATION	a. DEPTH	b. LEGEND	c. CLASSIFICATION OF MATERIALS (Description)	d. % CORE RECOVERY	e. BOX OR SAMPLE NUMBER	f. REMARKS (Drilling Time, water loss, depth of weathering, etc., if significant)
		1	SILTY CLAY W/ SAND, LT. BROWN, LOW PLAST., SOFT, WET	%		
		2	SANDY CLAY, LT. BROWN TO GREY, MED. PLAST., MED. STIFF, MOIST	3/4 %		
		3		%		
		4				
		5	SAA	%		WOODEN TNT WW LINE 5' BGS SAMPLE 1 TAKEN 5'-6' @ 1150
		6		3.5/4 %		
		7		%		
		8				SAMPLE 2 TAKEN 8'-9' @ 1155
		9	SAA	%		

ENG FORM 1836, MAR 1971 PREVIOUS EDITIONS ARE OBSOLETE. (Translucent) PROJECT HOLE NUMBER

VERSION 1.0

DRILLING LOG *(Continuation Sheet)*
For use of this form, see EM 1110-1-1804; the proponent agency is CECW-EG.

1. ELEVATION TOP OF HOLE

2. HOLE NUMBER: 295B134

SHEET 2 OF 2 SHEETS

3. PROJECT: LHAAP-29

4. INSTALLATION: LHAAP

5. ELEVATION	a. DEPTH	b. LEGEND	c. CLASSIFICATION OF MATERIALS (Description)	d. % CORE RECOVERY	e. BOX OR SAMPLE NUMBER	f. REMARKS (Drilling Time, water loss, depth of weathering, etc., if significant)
		10	CLAY, LT. BROWN, HIGH PLAST., STIFF, MOIST	4/4 %		~~SAMPLE 2 TAKEN~~ JM
		11		%		
		12	SILTY CLAY W/ SAND, LT. BROWN, LOW PLAST, SOFT, MOIST	1/1 %		SAMPLE 3 TAKEN 12'-13' @ 1200
		13		%		
				%		
				%		
				%		
				%		
				%		
				%		
				%		

ENG FORM 1836A, JUN 1967 PREVIOUS EDITIONS ARE OBSOLETE. *(Translucent)*

6. PROJECT

7. HOLE NUMBER

VERSION 1.0

1. HOLE NUMBER

DRILLING LOG For use of this form, see EM 1110-1-1804; the proponent agency is CECW-EG.	2. DIVISION	3. INSTALLATION LHAAP	SHEET 1 OF 2 SHEETS

4. PROJECT LHAAP-29	13. SIZE AND TYPE OF BIT 2 1/4" DIAMETER
5. LOCATION *(Coordinates or Station)* LHAAP	14. DATUM FOR ELEVATION SHOWN *(TBM or MSL)* —
6. DRILLING AGENCY WHE	15. MANUFACTURERS DESIGNATION OF DRILL GEOPROBE 7822DT
7. HOLE NUMBER *(as shown on drawing title and title number)* 295B135	16. TOTAL NO. OF OVER BURDEN SAMPLES TAKEN — a. DISTURBED — b. UNDISTURBED —
8. NAME OF DRILLER KERRI POWELL	17. TOTAL NUMBER CORE BOXES —
9. DIRECTION OF HOLE ☒ a. VERTICAL ☐ b. INCLINED c. DEG. FROM VERT.	18. ELEVATION GROUND WATER —
10. THICKNESS OF OVERBURDEN —	19. DATE HOLE *(YYYYMMDD)* a. STARTED 03/04/2021 b. COMPLETED 03/04/2021
11. DEPTH DRILLED INTO ROCK —	20. ELEVATION TOP OF HOLE *(feet)* —
12. TOTAL DEPTH OF HOLE 16' BGS	21. TOTAL CORE RECOVERY FOR BORING % —
	22. SIGNATURE OF INSPECTOR [signature] & J. RUFFING

23. ELEVATION	a. DEPTH	b. LEGEND	c. CLASSIFICATION OF MATERIALS *(Description)*	d. % CORE RECOVERY	e. BOX OR SAMPLE NUMBER	f. REMARKS *(Drilling Time, water loss, depth of weathering, etc., if significant)*
		1	CLAY, REDDISH BROWN, HIGH PLASTICITY, SOFT, WET	3/4		
		2				
		3				SAMPLE 1 3'-4' @ 1015
		4				
		5	CLAY, TRACE SAND, LT. BROWN TO REDDISH BROWN, MED TO HIGH PLAST., MED. STIFF, MOIST TO WET	3.5/4		
		6				
		7				
		8				SAMPLE 2 7'-8' @ 1020
		9	Clay, lt. brown, med plas, med stiff, dry to moist	2/2		

DRILLING LOG *(Continuation Sheet)* For use of this form, see EM 1110-1-1804; the proponent agency is CECW-EG.	1. ELEVATION TOP OF HOLE	2. HOLE NUMBER 29SB135	SHEET 2 OF 2 SHEETS
3. PROJECT LHAAP-29		4. INSTALLATION LHAAP	

5. ELEVATION	a. DEPTH	b. LEGEND	c. CLASSIFICATION OF MATERIALS *(Description)*	d. % CORE RECOVERY	e. BOX OR SAMPLE NUMBER	f. REMARKS *(Drilling Time, water loss, depth of weathering, etc., if significant)*
		10		%		
		11		2/2 %		SAMPLE 3 TAKEN 11'-12' @ 1025
		12	brown, trace sand	%		
		13		2/2		
		14	gray brown	%		
		15		2/2 %		SAMPLE 4 TAKEN 15'-16' @ 1030
		16		%		
				%		
				%		
				%		
				%		
				%		

ENG FORM 1836A, JUN 1967 PREVIOUS EDITIONS ARE OBSOLETE. *(Translucent)*

6. PROJECT

7. HOLE NUMBER

VERSION 1.0

1. HOLE NUMBER

DRILLING LOG For use of this form, see EM 1110-1-1804; the proponent agency is CECW-EG.	2. DIVISION	3. INSTALLATION LHAAP	SHEET 1 OF 2 SHEETS

4. PROJECT LHAAP-29	13. SIZE AND TYPE OF BIT 2 1/4" DIAMETER
5. LOCATION *(Coordinates or Station)* LHAAP	14. DATUM FOR ELEVATION SHOWN *(TBM or MSL)* —
6. DRILLING AGENCY WHE	15. MANUFACTURERS DESIGNATION OF DRILL GEOPROBE 7822DT
7. HOLE NUMBER *(as shown on drawing title and title number)* 29SB136	16. TOTAL NO. OF OVER BURDEN SAMPLES TAKEN: a. DISTURBED — ; b. UNDISTURBED —
8. NAME OF DRILLER KERRI POWELL	17. TOTAL NUMBER CORE BOXES —
9. DIRECTION OF HOLE ☒ a. VERTICAL ☐ b. INCLINED c. DEG. FROM VERT.	18. ELEVATION GROUND WATER —
10. THICKNESS OF OVERBURDEN —	19. DATE HOLE *(YYYYMMDD)*: a. STARTED 03/04/2021 ; b. COMPLETED 03/04/2021
11. DEPTH DRILLED INTO ROCK —	20. ELEVATION TOP OF HOLE *(feet)* —
12. TOTAL DEPTH OF HOLE 16' BGS	21. TOTAL CORE RECOVERY FOR BORING % —
	22. SIGNATURE OF INSPECTOR [signature]

23. ELEVATION	a. DEPTH	b. LEGEND	c. CLASSIFICATION OF MATERIALS *(Description)*	d. % CORE RECOVERY	e. BOX OR SAMPLE NUMBER	f. REMARKS *(Drilling Time, water loss, depth of weathering, etc., if significant)*
		1	CLAY, LT. BROWN TO REDDISH BROWN, MED TO HIGH PLAST., SOFT, MOIST	3/4 %		
		2	SILTY CLAY W/ SAND, LT. BROWN TO GREY, LOW TO MED PLAST., STIFF, BRITTLE, DRY	%		SAMPLE 1 TAKEN 3'-4' @ 0920
		3		%		
		4	SAA	%		
		5		4/4 %		
		6		%		
		7		%		SAMPLE 2 TAKEN 7'-8' @ 0925
		8	CLAYEY SILT, GREY, BRITTLE, DRY	2/2 %		
		9				

ENG FORM 1836, MAR 1971 PREVIOUS EDITIONS ARE OBSOLETE. *(Translucent)* PROJECT HOLE NUMBER

VERSION 1.0

DRILLING LOG (Continuation Sheet) For use of this form, see EM 1110-1-1804; the proponent agency is CECW-EG.	1. ELEVATION TOP OF HOLE	2. HOLE NUMBER 295B136	SHEET 2 OF 2 SHEETS
3. PROJECT LHAAP-29		4. INSTALLATION LHAAP	

5. ELEVATION	a. DEPTH	b. LEGEND	c. CLASSIFICATION OF MATERIALS (Description)	d. % CORE RECOVERY	e. BOX OR SAMPLE NUMBER	f. REMARKS (Drilling Time, water loss, depth of weathering, etc., if significant)
		10		%		
		11	SANDY SILT, LT. BROWN TO DARK BROWN, BRITTLE, ~~SOFT~~ DRY	2/2 %		SAMPLE 3 TAKEN 11'-12' @ 0930
		12	CLAY, LT. BROWN, HIGH PLAST, STIFF, DRY TO MOIST			
		13	CLAYEY SILT, LT. BROWN TO GREY, BRITTLE, DRY	% 2/2		
		14		%		
		15	~~SAA, SOME~~ SAND	2/2 %		SAMPLE 4 TAKEN 15'-16' @ 0935
		16				
				%		
				%		
				%		
				%		
				%		

1. HOLE NUMBER

DRILLING LOG For use of this form, see EM 1110-1-1804; the proponent agency is CECW-EG.	2. DIVISION	3. INSTALLATION LHAAP	SHEET 1 OF 2 SHEETS

4. PROJECT LHAAP-29	13. SIZE AND TYPE OF BIT 2 1/4" DIAMETER
5. LOCATION *(Coordinates or Station)* LHAAP	14. DATUM FOR ELEVATION SHOWN *(TBM or MSL)* —
6. DRILLING AGENCY WHE	15. MANUFACTURERS DESIGNATION OF DRILL GEOPROBE 7822DT
7. HOLE NUMBER *(as shown on drawing title and title number)* 29SB137	16. TOTAL NO. OF OVER BURDEN SAMPLES TAKEN — a. DISTURBED — b. UNDISTURBED
8. NAME OF DRILLER KERRI POWELL	17. TOTAL NUMBER CORE BOXES —
9. DIRECTION OF HOLE ☒ a. VERTICAL ☐ b. INCLINED c. DEG. FROM VERT.	18. ELEVATION GROUND WATER —
10. THICKNESS OF OVERBURDEN —	19. DATE HOLE *(YYYYMMDD)* a. STARTED 03/08/2021 b. COMPLETED 03/08/2021
11. DEPTH DRILLED INTO ROCK —	20. ELEVATION TOP OF HOLE *(feet)* —
12. TOTAL DEPTH OF HOLE 16' BGS	21. TOTAL CORE RECOVERY FOR BORING % —
	22. SIGNATURE OF INSPECTOR Josh Moreau

23. ELEVATION	a. DEPTH	b. LEGEND	c. CLASSIFICATION OF MATERIALS *(Description)*	d. % CORE RECOVERY	e. BOX OR SAMPLE NUMBER	f. REMARKS *(Drilling Time, water loss, depth of weathering, etc., if significant)*
		1	CLAYEY SILT, DARK BROWN TO LIGHT BROWN, LOW PLASTICITY, SOFT, WET	%		
		2		2/4 %		
		3		%		SAMPLE 1 TAKEN 3'-4' @ 0755
		4	CLAY, MOTTLED GREY, BROWN & REDDISH BROWN, HIGH PLASTICITY, MED. STIFF, MOIST	%		
		5		3.5/4 %		
		6		%		SAMPLE 2 & MS/MSD TAKEN 7'-8' @ 0800
		7		%		
		8		%		
		9		%		

ENG FORM 1836, MAR 1971 PREVIOUS EDITIONS ARE OBSOLETE. *(Translucent)* PROJECT HOLE NUMBER

VERSION 1.0

DRILLING LOG *(Continuation Sheet)*
For use of this form, see EM 1110-1-1804; the proponent agency is CECW-EG.

1. ELEVATION TOP OF HOLE

2. HOLE NUMBER: 295B137

SHEET 2 OF 2 SHEETS

3. PROJECT: LHAAP-29

4. INSTALLATION: LHAAP

5. ELEVATION	a. DEPTH	b. LEGEND	c. CLASSIFICATION OF MATERIALS (Description)	d. % CORE RECOVERY	e. BOX OR SAMPLE NUMBER	f. REMARKS (Drilling Time, water loss, depth of weathering, etc., if significant)
		10	SILTY CLAY W/ SAND, LT. BROWN TO GREY, LOW PLAST., BRITTLE, DRY	4/4 %		
		11		%		SAMPLE 3 TAKEN 11'-12' @ 0805, DUP 7 11'-12' @ 0705
		12	SAA	2/2 %		
		13				
		14		%		
		15	CLAY, LT. BROWN TO GREY, HIGH PLAST., STIFF, DRY	2/2 %		SAMPLE 4 TAKEN 15'-16' @ 0810
		16				
				%		
				%		
				%		
				%		
				%		
				%		

ENG FORM 1836A, JUN 1967 PREVIOUS EDITIONS ARE OBSOLETE. *(Translucent)*

6. PROJECT

7. HOLE NUMBER

VERSION 1.0

1. HOLE NUMBER

DRILLING LOG For use of this form, see EM 1110-1-1804; the proponent agency is CECW-EG.	2. DIVISION	3. INSTALLATION LHAAP	SHEET 1 OF 2 SHEETS

4. PROJECT LHAAP-29	13. SIZE AND TYPE OF BIT 2 1/4" DIAMETER
5. LOCATION *(Coordinates or Station)* LHAAP	14. DATUM FOR ELEVATION SHOWN *(TBM or MSL)* —
6. DRILLING AGENCY WHE	15. MANUFACTURERS DESIGNATION OF DRILL GEOPROBE 7822DT
7. HOLE NUMBER *(as shown on drawing title and title number)* 295B138	16. TOTAL NO. OF OVER BURDEN SAMPLES TAKEN: a. DISTURBED — ; b. UNDISTURBED —
8. NAME OF DRILLER KERRI POWELL	17. TOTAL NUMBER CORE BOXES —
9. DIRECTION OF HOLE ☒ a. VERTICAL ☐ b. INCLINED c. DEG. FROM VERT.	18. ELEVATION GROUND WATER —
10. THICKNESS OF OVERBURDEN —	19. DATE HOLE *(YYYYMMDD)*: a. STARTED 03/08/2021 ; b. COMPLETED 03/08/2021
11. DEPTH DRILLED INTO ROCK —	20. ELEVATION TOP OF HOLE *(feet)* —
12. TOTAL DEPTH OF HOLE 16' BGS	21. TOTAL CORE RECOVERY FOR BORING % —
	22. SIGNATURE OF INSPECTOR [signature]

23. ELEVATION	a. DEPTH	b. LEGEND	c. CLASSIFICATION OF MATERIALS *(Description)*	d. % CORE RECOVERY	e. BOX OR SAMPLE NUMBER	f. REMARKS *(Drilling Time, water loss, depth of weathering, etc., if significant)*
		1, 2, 3, 4	SILTY CLAY W/ TRACE SAND, DARK BROWN TO LIGHT BROWN, LOW PLAST., SOFT, WET	3/4 %		SAMPLE 1 TAKEN 3'-4' @ 1605
		5, 6, 7, 8	CLAY, MOTTLED LT. BROWN, RED, GREY, MED. STIFF, HIGH PLAST., MOIST	2/4 %		SAMPLE 2 TAKEN 7'-8' @ 1610, DUP-11 TAKEN @ 1610
		9		%		

ENG FORM 1836, MAR 1971 PREVIOUS EDITIONS ARE OBSOLETE. *(Translucent)* PROJECT HOLE NUMBER

VERSION 1.0

DRILLING LOG *(Continuation Sheet)* For use of this form, see EM 1110-1-1804; the proponent agency is CECW-EG.	1. ELEVATION TOP OF HOLE	2. HOLE NUMBER A95B138	SHEET 2 OF 2 SHEETS
3. PROJECT LHAAP-29		4. INSTALLATION LHAAP	

5. ELEVATION	a. DEPTH	b. LEGEND	c. CLASSIFICATION OF MATERIALS *(Description)*	d. % CORE RECOVERY	e. BOX OR SAMPLE NUMBER	f. REMARKS *(Drilling Time, water loss, depth of weathering, etc., if significant)*
		10	SANDY CLAY, LT. BROWN, LOW PLAST., STIFF, DRY	% 4/4 %		SAMPLE 3 TAKEN 11'-12' @ 1615, MS/MSD COLLECTED
		11				
		12	SILTY CLAY, LT. BROWN, MED. STIFF, LOW PLAST., DRY	% 2/2		
		13				
		14	SANDY CLAY, LT. BROWN TO GREY, BRITTLE, FINE, DRY	% 2/2 %		SAMPLE 4 TAKEN 15'-16' @ 1620
		15				
		16		%		
				%		
				%		
				%		
				%		
				%		

01123731

1. HOLE NUMBER

DRILLING LOG For use of this form, see EM 1110-1-1804; the proponent agency is CECW-EG.	2. DIVISION	3. INSTALLATION LHAAP	SHEET 1 OF 2 SHEETS

4. PROJECT LHAAP-29	13. SIZE AND TYPE OF BIT 2 1/4" DIAMETER
5. LOCATION *(Coordinates or Station)* LHAAP	14. DATUM FOR ELEVATION SHOWN *(TBM or MSL)* —
6. DRILLING AGENCY WHE	15. MANUFACTURERS DESIGNATION OF DRILL GEOPROBE 7822DT
7. HOLE NUMBER *(as shown on drawing title and title number)* 29SB139	16. TOTAL NO. OF OVER BURDEN SAMPLES TAKEN — a. DISTURBED — b. UNDISTURBED —
8. NAME OF DRILLER KERRI POWELL	17. TOTAL NUMBER CORE BOXES —
9. DIRECTION OF HOLE ☒ a. VERTICAL ☐ b. INCLINED c. DEG. FROM VERT.	18. ELEVATION GROUND WATER —
10. THICKNESS OF OVERBURDEN —	19. DATE HOLE *(YYYYMMDD)* a. STARTED 03/09/2021 b. COMPLETED 03/09/2021
11. DEPTH DRILLED INTO ROCK —	20. ELEVATION TOP OF HOLE *(feet)* —
12. TOTAL DEPTH OF HOLE 16' BGS	21. TOTAL CORE RECOVERY FOR BORING % —
	22. SIGNATURE OF INSPECTOR John Moorman

23. ELEVATION	a. DEPTH	b. LEGEND	c. CLASSIFICATION OF MATERIALS *(Description)*	d. % CORE RECOVERY	e. BOX OR SAMPLE NUMBER	f. REMARKS *(Drilling Time, water loss, depth of weathering, etc., if significant)*
		1 2 3 4	SILTY CLAY W/ SAND, LT. BROWN, LOW PLAST., SOFT, WET	3/4 %		SAMPLE 1 TAKEN 3'-4' @ 0830
		5 6	SAA	2.5/4 %		
		7 8	CLAY W/ TRACE SAND, MED. PLAST., MOTTLED LT. BROWN, GREY & RED, MED. STIFF, MOIST	%		SAMPLE 2 TAKEN 7'-8' @ 0835
		9		%		

ENG FORM 1836, MAR 1971 PREVIOUS EDITIONS ARE OBSOLETE. *(Translucent)* PROJECT HOLE NUMBER

VERSION 1.0

DRILLING LOG *(Continuation Sheet)*
For use of this form, see EM 1110-1-1804; the proponent agency is CECW-EG.

1. ELEVATION TOP OF HOLE:
2. HOLE NUMBER: 29SB139
SHEET 2 OF 2 SHEETS
3. PROJECT: LHAAP-29
4. INSTALLATION: LHAAP

5. ELEVATION	a. DEPTH	b. LEGEND	c. CLASSIFICATION OF MATERIALS (Description)	d. % CORE RECOVERY	e. BOX OR SAMPLE NUMBER	f. REMARKS (Drilling Time, water loss, depth of weathering, etc., if significant)
		10	SANDY CLAY, LT. BROWN, LOW PLAST., FINE, DRY	4/4 %		
		11		%		SAMPLE 3 TAKEN 11'-12' @ 0840
		12	CLAYEY SAND, LT. BROWN TO GREY, BRITTLE, FINE, DRY	%		
		13		4/4		
		14		%		
		15		%		SAMPLE 4 TAKEN 15'-16' @ 0845 DUP-14 @ 0730
		16		%		
				%		
				%		
				%		
				%		
				%		

ENG FORM 1836A, JUN 1967 PREVIOUS EDITIONS ARE OBSOLETE. *(Translucent)*

6. PROJECT

7. HOLE NUMBER

VERSION 1.0

1. HOLE NUMBER

DRILLING LOG For use of this form, see EM 1110-1-1804; the proponent agency is CECW-EG.	2. DIVISION	3. INSTALLATION LHAAP	SHEET 1 OF 2 SHEETS

4. PROJECT LHAAP-29	13. SIZE AND TYPE OF BIT 2 1/4" DIAMETER
	14. DATUM FOR ELEVATION SHOWN *(TBM or MSL)* —
5. LOCATION *(Coordinates or Station)* LHAAP	15. MANUFACTURERS DESIGNATION OF DRILL GEOPROBE 7822DT
6. DRILLING AGENCY WHE	16. TOTAL NO. OF OVER BURDEN SAMPLES TAKEN — a. DISTURBED — b. UNDISTURBED —
7. HOLE NUMBER *(as shown on drawing title and title number)* 29SB140	17. TOTAL NUMBER CORE BOXES —
	18. ELEVATION GROUND WATER —
8. NAME OF DRILLER KERRI POWELL	19. DATE HOLE *(YYYYMMDD)* a. STARTED 03/04/2021 b. COMPLETED 03/04/2021
9. DIRECTION OF HOLE ☒ a. VERTICAL ☐ b. INCLINED c. DEG. FROM VERT.	20. ELEVATION TOP OF HOLE *(feet)* —
10. THICKNESS OF OVERBURDEN —	21. TOTAL CORE RECOVERY FOR BORING % —
11. DEPTH DRILLED INTO ROCK —	22. SIGNATURE OF INSPECTOR Gl Moomr
12. TOTAL DEPTH OF HOLE 16' BGS	

23. ELEVATION	a. DEPTH	b. LEGEND	c. CLASSIFICATION OF MATERIALS *(Description)*	d. % CORE RECOVERY	e. BOX OR SAMPLE NUMBER	f. REMARKS *(Drilling Time, water loss, depth of weathering, etc., if significant)*
		1 2 3 4	SILTY CLAY, LT. BROWN, MED. PLAST., SOFT, WET	2/4 %		SAMPLE 1 TAKEN 3'-4' @ 1110
		5 6 7 8	SANDY CLAY, MOTTLED LT. BROWN, GREY & ORANGE, MED. STIFF, MED. PLAST, MOIST	4/4 %		SAMPLE 2 TAKEN 7'-8' @ 1115
		9	SAA, LT. BROWN, BRITTLE	2/2 %		

DRILLING LOG *(Continuation Sheet)*
For use of this form, see EM 1110-1-1804; the proponent agency is CECW-EG.

1. ELEVATION TOP OF HOLE:
2. HOLE NUMBER: 295B140
SHEET 2 OF 2 SHEETS
3. PROJECT: LHAAP-29
4. INSTALLATION: LHAAP

5. ELEVATION	a. DEPTH	b. LEGEND	c. CLASSIFICATION OF MATERIALS (Description)	d. % CORE RECOVERY	e. BOX OR SAMPLE NUMBER	f. REMARKS (Drilling Time, water loss, depth of weathering, etc., if significant)
		10		%		
		11	CLAYEY SAND, LT. BROWN, LOOSE, FINE, DRY	2/2 %		SAMPLE 3 TAKEN 11'-12' @ 1120
		12		%		
		13	SAA	2/2		
		14		%		
		15	SILTY CLAY, GREY, LOW PLAST., LOOSE, DRY	2/2 %		SAMPLE 4 TAKEN 15'-16' @ 1125
		16				
				%		
				%		
				%		
				%		
				%		

ENG FORM 1836A, JUN 1967 PREVIOUS EDITIONS ARE OBSOLETE. *(Translucent)*

6. PROJECT

7. HOLE NUMBER

VERSION 1.0

1. HOLE NUMBER

DRILLING LOG For use of this form, see EM 1110-1-1804; the proponent agency is CECW-EG.	2. DIVISION	3. INSTALLATION LHAAP	SHEET 1 OF 2 SHEETS

4. PROJECT LHAAP-29	13. SIZE AND TYPE OF BIT 2 1/4" DIAMETER
5. LOCATION *(Coordinates or Station)* LHAAP	14. DATUM FOR ELEVATION SHOWN *(TBM or MSL)* —
6. DRILLING AGENCY WHE	15. MANUFACTURERS DESIGNATION OF DRILL GEOPROBE 7822DT
7. HOLE NUMBER *(as shown on drawing title and title number)* 29SB141	16. TOTAL NO. OF OVER BURDEN SAMPLES TAKEN: a. DISTURBED — ; b. UNDISTURBED —
8. NAME OF DRILLER KERRI POWELL	17. TOTAL NUMBER CORE BOXES —
9. DIRECTION OF HOLE ☒ a. VERTICAL ☐ b. INCLINED c. DEG. FROM VERT.	18. ELEVATION GROUND WATER —
10. THICKNESS OF OVERBURDEN —	19. DATE HOLE *(YYYYMMDD)*: a. STARTED 03/10/2021 ; b. COMPLETED 03/10/2021
11. DEPTH DRILLED INTO ROCK —	20. ELEVATION TOP OF HOLE *(feet)* —
12. TOTAL DEPTH OF HOLE 18' BGS	21. TOTAL CORE RECOVERY FOR BORING % —
	22. SIGNATURE OF INSPECTOR [signature]

23. ELEVATION	a. DEPTH	b. LEGEND	c. CLASSIFICATION OF MATERIALS *(Description)*	d. % CORE RECOVERY	e. BOX OR SAMPLE NUMBER	f. REMARKS *(Drilling Time, water loss, depth of weathering, etc., if significant)*
		1	SILTY CLAY W/ COARSE SAND, LT. BROWN, LOW PLAST., SOFT, WET	%		
		2		2/4 %		
		3		%		
		4				
		5	SAA	%		
		6		1.5/4 %		
		7		%		
		8				
		9		%		

ENG FORM 1836, MAR 1971 PREVIOUS EDITIONS ARE OBSOLETE. (Translucent) | PROJECT | HOLE NUMBER

VERSION 1.0

DRILLING LOG (Continuation Sheet) For use of this form, see EM 1110-1-1804; the proponent agency is CECW-EG.	1. ELEVATION TOP OF HOLE	2. HOLE NUMBER 2958141	SHEET 2 OF 2 SHEETS
3. PROJECT LHAAP-29		4. INSTALLATION LHAAP	

5. ELEVATION	a. DEPTH	b. LEGEND	c. CLASSIFICATION OF MATERIALS (Description)	d. % CORE RECOVERY	e. BOX OR SAMPLE NUMBER	f. REMARKS (Drilling Time, water loss, depth of weathering, etc., if significant)
		10	CLAY W/ TRACE SAND, LT. BROWN TO GREY, MED. STIFF, HIGH PLAST., MOIST	% 3/4 %		WOODEN TNT LINE @ 10' BGS SAMPLE 1 TAKEN 10'-11' @ 0850
		11				
		12	SANDY CLAY, LT. BROWN TO REDDISH BROWN, STIFF, LOW PLAST., DRY	% 4/4 %		SAMPLE 2 TAKEN 13'-14' @ 0855
		13				
		14				
		15		%		
		16	CLAYEY SAND, LT. BROWN, FINE, SOFT, DRY	2/2 %		SAMPLE 3 TAKEN 17'-18' @ 0900
		17				
		18		%		
				%		
				%		
				%		
				%		

ENG FORM 1836A, JUN 1967 PREVIOUS EDITIONS ARE OBSOLETE. (Translucent) | 6. PROJECT | 7. HOLE NUMBER

VERSION 1.0

1. HOLE NUMBER

DRILLING LOG For use of this form, see EM 1110-1-1804; the proponent agency is CECW-EG.	2. DIVISION	3. INSTALLATION LHAAP	SHEET 1 OF 2 SHEETS

4. PROJECT LHAAP-29	13. SIZE AND TYPE OF BIT 2 1/4" DIAMETER
5. LOCATION *(Coordinates or Station)* LHAAP	14. DATUM FOR ELEVATION SHOWN *(TBM or MSL)* —
6. DRILLING AGENCY WHE	15. MANUFACTURERS DESIGNATION OF DRILL GEOPROBE 7822DT
7. HOLE NUMBER *(as shown on drawing title and title number)* 29SB142	16. TOTAL NO. OF OVER BURDEN SAMPLES TAKEN: a. DISTURBED — ; b. UNDISTURBED —
8. NAME OF DRILLER FERRI POWELL	17. TOTAL NUMBER CORE BOXES —
9. DIRECTION OF HOLE ☒ a. VERTICAL ☐ b. INCLINED c. DEG. FROM VERT.	18. ELEVATION GROUND WATER —
10. THICKNESS OF OVERBURDEN —	19. DATE HOLE *(YYYYMMDD)*: a. STARTED 03/08/2021 ; b. COMPLETED 03/08/2021
11. DEPTH DRILLED INTO ROCK —	20. ELEVATION TOP OF HOLE *(feet)* —
12. TOTAL DEPTH OF HOLE 16' BGS	21. TOTAL CORE RECOVERY FOR BORING % —
	22. SIGNATURE OF INSPECTOR [signature]

23. ELEVATION	a. DEPTH	b. LEGEND	c. CLASSIFICATION OF MATERIALS *(Description)*	d. % CORE RECOVERY	e. BOX OR SAMPLE NUMBER	f. REMARKS *(Drilling Time, water loss, depth of weathering, etc., if significant)*
		1	SILTY CLAY, DARK BROWN TO LIGHT BROWN, LOW PLAST., WET, SOFT	%		
		2		2/4 %		
		3		%		SAMPLE 1 TAKEN 3'-4' @ 1430
		4	CLAY, LT. BROWN, STIFF, DRY, MED TO HIGH PLAST.	%		
		5		4/4 %		
		6		%		
		7		%		SAMPLE 2 TAKEN 7'-8' @ 1435
		8		%		
		9		%		

ENG FORM 1836, MAR 1971 PREVIOUS EDITIONS ARE OBSOLETE. *(Translucent)* PROJECT HOLE NUMBER

VERSION 1.0

DRILLING LOG *(Continuation Sheet)*
For use of this form, see EM 1110-1-1804; the proponent agency is CECW-EG.

1. ELEVATION TOP OF HOLE:
2. HOLE NUMBER: 29SB142
SHEET 2 OF 2 SHEETS
3. PROJECT: LHAAP-29
4. INSTALLATION: LHAAP

5. ELEVATION	a. DEPTH	b. LEGEND	c. CLASSIFICATION OF MATERIALS (Description)	d. % CORE RECOVERY	e. BOX OR SAMPLE NUMBER	f. REMARKS (Drilling Time, water loss, depth of weathering, etc., if significant)
			SAA	%		
		10	CLAYEY SAND, LT. BROWN, LOW PLAST., FINE, LOOSE, DRY	3.5/4 %		SAMPLE 3 TAKEN 11'-12' @ 1440
		11				DUP-09 TAKEN 11'-12' @ 1340
		12	SAA	%		
		13		4/4		
		14		%		
		15	SAA	1/1 %		SAMPLE 4 TAKEN 15'-16' @ 1445, MS/MSD COLLECTED
		16		%		
				%		
				%		
				%		
				%		
				%		

ENG FORM 1836A, JUN 1967 PREVIOUS EDITIONS ARE OBSOLETE. *(Translucent)*

6. PROJECT

7. HOLE NUMBER

VERSION 1.0

1. HOLE NUMBER

DRILLING LOG For use of this form, see EM 1110-1-1804; the proponent agency is CECW-EG.	2. DIVISION	3. INSTALLATION LHAAP	SHEET 1 OF 2 SHEETS

4. PROJECT LHAAP-29	13. SIZE AND TYPE OF BIT 2 1/4" DIAMETER
5. LOCATION *(Coordinates or Station)* LHAAP	14. DATUM FOR ELEVATION SHOWN *(TBM or MSL)* —
6. DRILLING AGENCY WHE	15. MANUFACTURERS DESIGNATION OF DRILL GEOPROBE 7822DT
7. HOLE NUMBER *(as shown on drawing title and title number)* 2958143	16. TOTAL NO. OF OVER BURDEN SAMPLES TAKEN: a. DISTURBED — ; b. UNDISTURBED —
8. NAME OF DRILLER KERRI POWELL	17. TOTAL NUMBER CORE BOXES —
9. DIRECTION OF HOLE ☒ a. VERTICAL ☐ b. INCLINED c. DEG. FROM VERT.	18. ELEVATION GROUND WATER —
10. THICKNESS OF OVERBURDEN —	19. DATE HOLE *(YYYYMMDD)*: a. STARTED 03/08/2021 ; b. COMPLETED 03/08/2021
11. DEPTH DRILLED INTO ROCK —	20. ELEVATION TOP OF HOLE *(feet)* —
12. TOTAL DEPTH OF HOLE 16' BGS	21. TOTAL CORE RECOVERY FOR BORING % —
	22. SIGNATURE OF INSPECTOR [signature]

23. ELEVATION	a. DEPTH	b. LEGEND	c. CLASSIFICATION OF MATERIALS *(Description)*	d. % CORE RECOVERY	e. BOX OR SAMPLE NUMBER	f. REMARKS *(Drilling Time, water loss, depth of weathering, etc., if significant)*
		1	SILTY CLAY, LT. BROWN, LOW TO MED. PLAST., SOFT, MOIST TO WET.	%		
		2		2/4 %		
		3		%		SAMPLE 1 TAKEN 3'-4' @ 1520
		4		%		
		5	CLAY, LT. BROWN TO GREY, STIFF, HIGH PLAST. DRY TO MOIST	%		
		6		2.5/4 %		
		7				SAMPLE 2 TAKEN 7'-8' @ 1525
		8		%		
		9		%		

ENG FORM 1836, MAR 1971 PREVIOUS EDITIONS ARE OBSOLETE. *(Translucent)* PROJECT HOLE NUMBER

VERSION 1.0

DRILLING LOG *(Continuation Sheet)*
For use of this form, see EM 1110-1-1804; the proponent agency is CECW-EG.

1. ELEVATION TOP OF HOLE

2. HOLE NUMBER: 29SB143

SHEET 2 OF 2 SHEETS

3. PROJECT: LHAAP-29

4. INSTALLATION: LHAAP

5. ELEVATION	a. DEPTH	b. LEGEND	c. CLASSIFICATION OF MATERIALS (Description)	d. % CORE RECOVERY	e. BOX OR SAMPLE NUMBER	f. REMARKS (Drilling Time, water loss, depth of weathering, etc., if significant)
		9	SILTY CLAY, LT. BROWN, MED. PLAST., STIFF, DRY	% 3.75/4 %		
		10				
		11		%		SAMPLE 3 TAKEN 11'-12' @ 1530, DUP 10 TAKEN 11'-12' @ 1430
		12	SANDY CLAY W/ SILT, LT. BROWN, LOW PLAST., SOFT, DRY	1.75/4 %		
		13				
		14	CLAYEY SAND, LT. BROWN, LOOSE, FINE, DRY	% 2/2 %		SAMPLE 4 TAKEN 15'-16' @ 1535, MS/MSD COLLECTED
		15				
		16				
				%		
				%		
				%		
				%		
				%		

ENG FORM 1836A, JUN 1967 PREVIOUS EDITIONS ARE OBSOLETE. *(Translucent)*

6. PROJECT

7. HOLE NUMBER

VERSION 1.0

1. HOLE NUMBER

DRILLING LOG For use of this form, see EM 1110-1-1804; the proponent agency is CECW-EG.	2. DIVISION	3. INSTALLATION LHAAP	SHEET 1 OF 2 SHEETS

4. PROJECT LHAAP-29	13. SIZE AND TYPE OF BIT 2 1/4" DIAMETER
5. LOCATION *(Coordinates or Station)* LHAAP	14. DATUM FOR ELEVATION SHOWN *(TBM or MSL)* —
6. DRILLING AGENCY WHE	15. MANUFACTURERS DESIGNATION OF DRILL GEOPROBE 7822DT
7. HOLE NUMBER *(as shown on drawing title and title number)* 29SB144	16. TOTAL NO. OF OVER BURDEN SAMPLES TAKEN: a. DISTURBED — ; b. UNDISTURBED —
8. NAME OF DRILLER KERRI POWELL	17. TOTAL NUMBER CORE BOXES —
9. DIRECTION OF HOLE ☒ a. VERTICAL ☐ b. INCLINED c. DEG. FROM VERT.	18. ELEVATION GROUND WATER —
10. THICKNESS OF OVERBURDEN —	19. DATE HOLE *(YYYYMMDD)*: a. STARTED 03/08/2021 ; b. COMPLETED 03/08/2021
11. DEPTH DRILLED INTO ROCK —	20. ELEVATION TOP OF HOLE *(feet)* —
12. TOTAL DEPTH OF HOLE 16' BGS	21. TOTAL CORE RECOVERY FOR BORING % —
	22. SIGNATURE OF INSPECTOR [signature]

23. ELEVATION	a. DEPTH	b. LEGEND	c. CLASSIFICATION OF MATERIALS *(Description)*	d. % CORE RECOVERY	e. BOX OR SAMPLE NUMBER	f. REMARKS *(Drilling Time, water loss, depth of weathering, etc., if significant)*
		1	SILTY CLAY W/ SAND, LT. BROWN TO REDDISH BROWN, LOW PLAST., SOFT, WET	%		
		2		B/4 %		
		3		%		SAMPLE 1 TAKEN 3'-4' @ 1640, DUP-12 TAKEN 1540
		4	CLAY, LT. BROWN TO REDDISH BROWN, HIGH PLAST., STIFF, MOIST	%		
		5		4/4 %		
		6	SANDY CLAY, LT. BROWN, LOW PLAST, STIFF, DRY	%		
		7		%		SAMPLE 2 TAKEN 7'-8' @ 1645, MS/MSD COLLECTED
		8		%		
		9		%		

DRILLING LOG *(Continuation Sheet)*
For use of this form, see EM 1110-1-1804; the proponent agency is CECW-EG.

1. ELEVATION TOP OF HOLE

2. HOLE NUMBER: 2958144

SHEET 2 OF 2 SHEETS

3. PROJECT: LHAAP-29

4. INSTALLATION: LHAAP

5. ELEVATION	a. DEPTH	b. LEGEND	c. CLASSIFICATION OF MATERIALS (Description)	d. % CORE RECOVERY	e. BOX OR SAMPLE NUMBER	f. REMARKS (Drilling Time, water loss, depth of weathering, etc., if significant)
		10	SAA	%		
		11		4/4 %		SAMPLE 3 TAKEN 11'-12' @ 1650
		12				
		13	SAA	%		
		14	CLAYEY SAND, LT. BROWN TO GREY, FINE, LOOSE, DRY	2/2 %		
		15	SAA	2/2 %		SAMPLE 4 TAKEN 15'-16' @ 1655
		16				
				%		
				%		
				%		
				%		
				%		
				%		

ENG FORM 1836A, JUN 1967 PREVIOUS EDITIONS ARE OBSOLETE. *(Translucent)*

6. PROJECT

7. HOLE NUMBER

VERSION 1.0

1. HOLE NUMBER

DRILLING LOG For use of this form, see EM 1110-1-1804; the proponent agency is CECW-EG	2. DIVISION	3. INSTALLATION LHAAP	SHEET 1 OF 2 SHEETS

4. PROJECT LHAAP-29	13. SIZE AND TYPE OF BIT 2 ¼" DIAMETER
	14. DATUM FOR ELEVATION SHOWN (TBM or MSL) —
5. LOCATION (Coordinates or Station) LHAAP	15. MANUFACTURERS DESIGNATION OF DRILL GEOPROBE 7822DT
6. DRILLING AGENCY WHE	16. TOTAL NO. OF OVER BURDEN SAMPLES TAKEN — a. DISTURBED — b. UNDISTURBED —
7. HOLE NUMBER (as shown on drawing title and title number) 29SB145	17. TOTAL NUMBER CORE BOXES —
	18. ELEVATION GROUND WATER —
8. NAME OF DRILLER KERRI POWELL	19. DATE HOLE (YYYYMMDD) a. STARTED 03/08/2021 b. COMPLETED 03/08/2021
9. DIRECTION OF HOLE ☒ a. VERTICAL ☐ b. INCLINED c. DEG. FROM VERT.	20. ELEVATION TOP OF HOLE (feet) —
10. THICKNESS OF OVERBURDEN —	21. TOTAL CORE RECOVERY FOR BORING % —
11. DEPTH DRILLED INTO ROCK —	22. SIGNATURE OF INSPECTOR Jeb Moore
12. TOTAL DEPTH OF HOLE 16' BGS	

23. ELEVATION	a. DEPTH	b. LEGEND	c. CLASSIFICATION OF MATERIALS (Description)	d. % CORE RECOVERY	e. BOX OR SAMPLE NUMBER	f. REMARKS (Drilling Time, water loss, depth of weathering, etc., if significant)
		1	SILTY CLAY, DARK BROWN TO LIGHT BROWN, LOW PLAST., SOFT, WET	%		
		2		2.5/4 %		
		3		%		SAMPLE 1 TAKEN 3'-4' @ 1715
		4	SAA			
		5	CLAY, MOTTLED LT. BROWN, RED, GREY, MED. TO HIGH PLAST., STIFF, MOIST	% 2.5/4		
		6		%		
		7				SAMPLE 2 TAKEN 7'-8' @ 1720, DUP-13 TAKEN 1620
		8		%		
		9		%		

ENG FORM 1836, MAR 1971 PREVIOUS EDITIONS ARE OBSOLETE. (Translucent) PROJECT HOLE NUMBER

VERSION 1.0

DRILLING LOG *(Continuation Sheet)*
For use of this form, see EM 1110-1-1804, the proponent agency is CECW-EG

1. ELEVATION TOP OF HOLE

2. HOLE NUMBER: 2058145

SHEET 2 OF 2 SHEETS

3. PROJECT: UHAAP-29

4. INSTALLATION: UHAAP

5. ELEVATION	a. DEPTH	b. LEGEND	c. CLASSIFICATION OF MATERIALS (Description)	d. % CORE RECOVERY	e. BOX OR SAMPLE NUMBER	f. REMARKS (Drilling Time, water loss, depth of weathering, etc., if significant)
		10	SANDY CLAY, LT. BROWN, LOW PLAST., STIFF, DRY TO MOIST, FINE	35/4 %		SAMPLE 3 TAKEN 11'-12' @ 1725, MS/MSD COLLECTED
		11		%		
		12	SILTY CLAY W/ SAND, LT. BROWN TO GREY, LOW PLAST., MED. STIFF, DRY	%		
		13		3/4 %		
		14		%		
		15		%		SAMPLE 4 TAKEN 15'-16' @ 1730
		16		%		
				%		
				%		
				%		
				%		
				%		
				%		

ENG FORM 1836A, JUN 1967 PREVIOUS EDITIONS ARE OBSOLETE. *(Translucent)*

6. PROJECT

7. HOLE NUMBER

VERSION 1.0

DRILLING LOG *(Continuation Sheet)*
For use of this form, see EM 1110-1-1804; the proponent agency is CECW-EG.

1. ELEVATION TOP OF HOLE

2. HOLE NUMBER: 295B146

SHEET 2 OF 2 SHEETS

3. PROJECT: LHAAP-29

4. INSTALLATION: LHAAP

5. ELEVATION	a. DEPTH	b. LEGEND	c. CLASSIFICATION OF MATERIALS (Description)	d. % CORE RECOVERY	e. BOX OR SAMPLE NUMBER	f. REMARKS (Drilling Time, water loss, depth of weathering, etc., if significant)
		10	SILTY CLAY, LT. BROWN, LOW PLAST., BRITTLE, DRY	4/4 %		
		11		%		SAMPLE 3 TAKEN 11'-12' @ 0930
		12				~~DUP-13~~ DUP-15 @1025
		13	CLAY, LT. BROWN, STIFF, HIGH PLAST., DRY TO MOIST	% 4/4		
		14		%		
		15	CLAYEY SAND, LT. BROWN, FINE TO MED, LOOSE, DRY	%		SAMPLE 4 TAKEN 15'-16' @ 0935
		16				
				%		
				%		
				%		
				%		
				%		
				%		

1. HOLE NUMBER

DRILLING LOG For use of this form, see EM 1110-1-1804; the proponent agency is CECW-EG.	2. DIVISION	3. INSTALLATION LHAAP	SHEET 1 OF 2 SHEETS

4. PROJECT LHAAP-29	13. SIZE AND TYPE OF BIT 2 1/4" DIAMETER
	14. DATUM FOR ELEVATION SHOWN *(TBM or MSL)* —
5. LOCATION *(Coordinates or Station)* LHAAP	15. MANUFACTURERS DESIGNATION OF DRILL GEOPROBE 7822
6. DRILLING AGENCY WHE	16. TOTAL NO. OF OVER BURDEN SAMPLES TAKEN — a. DISTURBED — b. UNDISTURBED —
7. HOLE NUMBER *(as shown on drawing title and title number)* 2958147	17. TOTAL NUMBER CORE BOXES —
8. NAME OF DRILLER KERRI POWELL	18. ELEVATION GROUND WATER —
9. DIRECTION OF HOLE ☒ a. VERTICAL ☐ b. INCLINED c. DEG. FROM VERT.	19. DATE HOLE *(YYYYMMDD)* a. STARTED 03/09/2021 b. COMPLETED 03/09/2021
	20. ELEVATION TOP OF HOLE *(feet)* —
10. THICKNESS OF OVERBURDEN —	21. TOTAL CORE RECOVERY FOR BORING % —
11. DEPTH DRILLED INTO ROCK —	22. SIGNATURE OF INSPECTOR John Moore
12. TOTAL DEPTH OF HOLE 16' BGS	

23. ELEVATION	a. DEPTH	b. LEGEND	c. CLASSIFICATION OF MATERIALS *(Description)*	d. % CORE RECOVERY	e. BOX OR SAMPLE NUMBER	f. REMARKS *(Drilling Time, water loss, depth of weathering, etc., if significant)*
		1	SILTY CLAY, GREY, MED. PLAST, MED. STIFF, MOIST TO WET	%		
		2		3/4 %		
		3		%		SAMPLE 1 TAKEN 3'-4' @ 0955 DUP-16 @ 1055
		4				
		5	SILTY CLAY, LT. BROWN TO DARK BROWN, LOW PLAST., SOFT, MOIST	%		
		6		3.5/4 %		
		7	CLAYEY SAND, LT. BROWN TO GREY, FINE GRAIN, BRITTLE, DRY			SAMPLE 2 TAKEN 7'-8' @ 1000
		8		%		
		9		%		

ENG FORM 1836, MAR 1971 PREVIOUS EDITIONS ARE OBSOLETE. *(Translucent)* PROJECT HOLE NUMBER

VERSION 1.0

DRILLING LOG *(Continuation Sheet)*
For use of this form, see EM 1110-1-1804; the proponent agency is CECW-EG.

1. ELEVATION TOP OF HOLE

2. HOLE NUMBER: 295B147

SHEET 2 OF 2 SHEETS

3. PROJECT: LHAAP-29

4. INSTALLATION: LHAAP

5. ELEVATION	a. DEPTH	b. LEGEND	c. CLASSIFICATION OF MATERIALS (Description)	d. % CORE RECOVERY	e. BOX OR SAMPLE NUMBER	f. REMARKS (Drilling Time, water loss, depth of weathering, etc., if significant)
		10	SILTY CLAY W/ SAND, LT. BROWN, LOW PLAST, MED. STIFF TO SOFT, BRITTLE, DRY	% 4/4		
		11		%		SAMPLE 3 TAKEN 11'-12' @ 1005
		12				
			SAA	%		
		13		4/4		
		14		%		
		15				SAMPLE 4 TAKEN 15'-16' @ 1010
			CLAY, LT. BROWN TO GREY, HIGH PLAST, STIFF, MOIST	%		
		16				
				%		
				%		
				%		
				%		
				%		
				%		

ENG FORM 1836A, JUN 1967 PREVIOUS EDITIONS ARE OBSOLETE. *(Translucent)*

6. PROJECT

7. HOLE NUMBER

VERSION 1.0

1. HOLE NUMBER

DRILLING LOG For use of this form, see EM 1110-1-1804; the proponent agency is CECW-EG.	2. DIVISION	3. INSTALLATION LHAAP	SHEET 1 OF 2 SHEETS

4. PROJECT LHAAP-29	13. SIZE AND TYPE OF BIT 2 1/4" DIAMETER
5. LOCATION *(Coordinates or Station)* LHAAP	14. DATUM FOR ELEVATION SHOWN *(TBM or MSL)* —
6. DRILLING AGENCY WHE	15. MANUFACTURERS DESIGNATION OF DRILL GEOPROBE 7822DT
7. HOLE NUMBER *(as shown on drawing title and title number)* 29SB148	16. TOTAL NO. OF OVER BURDEN SAMPLES TAKEN: a. DISTURBED — ; b. UNDISTURBED —
8. NAME OF DRILLER KERRI POWELL	17. TOTAL NUMBER CORE BOXES —
9. DIRECTION OF HOLE ☒ a. VERTICAL ☐ b. INCLINED c. DEG. FROM VERT.	18. ELEVATION GROUND WATER —
10. THICKNESS OF OVERBURDEN —	19. DATE HOLE *(YYYYMMDD)*: a. STARTED 03/08/2021 ; b. COMPLETED 03/08/2021
11. DEPTH DRILLED INTO ROCK —	20. ELEVATION TOP OF HOLE *(feet)* —
12. TOTAL DEPTH OF HOLE 16' BGS	21. TOTAL CORE RECOVERY FOR BORING % —
	22. SIGNATURE OF INSPECTOR [signature]

23. ELEVATION	a. DEPTH	b. LEGEND	c. CLASSIFICATION OF MATERIALS *(Description)*	d. % CORE RECOVERY	e. BOX OR SAMPLE NUMBER	f. REMARKS *(Drilling Time, water loss, depth of weathering, etc., if significant)*
		1	CLAYEY SILT, LT. BROWN TO DARK BROWN, SOFT, WET, LOW PLAST.	%		
		2		2 / ~~1.5~~ / 4 %		
		3		%		SAMPLE 1 TAKEN 3'-4' @ 1330, DUP 8 TAKEN 1230
		4		%		
		5	SILTY CLAY, LT. BROWN, MED STIFF, HIGH PLAST., MOIST	%		
		6		1.5 / 4 %		
		7		%		SAMPLE 2 TAKEN 7'-8' @ 1335, MS/MSD COLLECTED
		8		%		
		9		%		

DRILLING LOG *(Continuation Sheet)* For use of this form, see EM 1110-1-1804; the proponent agency is CECW-EG.	1. ELEVATION TOP OF HOLE	2. HOLE NUMBER 295B148	SHEET 2 OF 2 SHEETS
3. PROJECT LHAAP-29		4. INSTALLATION LHAAP	

5. ELEVATION	a. DEPTH	b. LEGEND	c. CLASSIFICATION OF MATERIALS *(Description)*	d. % CORE RECOVERY	e. BOX OR SAMPLE NUMBER	f. REMARKS *(Drilling Time, water loss, depth of weathering, etc., if significant)*
		10	SILTY CLAY, LT. BROWN, ~~PM MED PLAST.~~, MED. STIFF, DRY TO MOIST LOW PLASTICITY	4/4 %		SAMPLE 3 TAKEN 11'-12' @ 1340
		11		%		
		12	SAA, TRACE SAND	4/4 %		
		13				
		14	SAA, MED. PLAST.	%		
		15		%		SAMPLE 4 TAKEN 15'-16' @ 1345
		16		%		
				%		
				%		
				%		
				%		
				%		

1. HOLE NUMBER

DRILLING LOG For use of this form, see EM 1110-1-1804; the proponent agency is CECW-EG.	2. DIVISION	3. INSTALLATION	SHEET 1 OF 2 SHEETS

4. PROJECT LHAAP-29	13. SIZE AND TYPE OF BIT 2 1/4" DIAMETER
	14. DATUM FOR ELEVATION SHOWN (TBM or MSL) —
5. LOCATION (Coordinates or Station) LHAAP-	15. MANUFACTURERS DESIGNATION OF DRILL GEOPROBE 7822DT
6. DRILLING AGENCY WHE	16. TOTAL NO. OF OVER BURDEN SAMPLES TAKEN: a. DISTURBED — ; b. UNDISTURBED —
7. HOLE NUMBER (as shown on drawing title and title number) 2953149	17. TOTAL NUMBER CORE BOXES —
	18. ELEVATION GROUND WATER —
8. NAME OF DRILLER KERRI POWELL	19. DATE HOLE (YYYYMMDD): a. STARTED 03/04/2021; b. COMPLETED 03/04/2021
9. DIRECTION OF HOLE ☒ a. VERTICAL ☐ b. INCLINED c. DEG. FROM VERT.	20. ELEVATION TOP OF HOLE (feet) —
10. THICKNESS OF OVERBURDEN —	21. TOTAL CORE RECOVERY FOR BORING % —
11. DEPTH DRILLED INTO ROCK —	22. SIGNATURE OF INSPECTOR [signature]
12. TOTAL DEPTH OF HOLE 16' BGS	

23. ELEVATION	a. DEPTH	b. LEGEND	c. CLASSIFICATION OF MATERIALS (Description)	d. % CORE RECOVERY	e. BOX OR SAMPLE NUMBER	f. REMARKS (Drilling Time, water loss, depth of weathering, etc., if significant)
		1	~~SILT~~ CLAYEY SILT, LT. BROWN, LOW PLAST., SOFT, WET	2.5 / 4		
		2				SAMPLE 1 TAKEN 3-4' @ 1640
		3				
		4	CLAY, MOTTLED LT. BROWN & RED, HIGH PLAST., STIFF, MOIST	3.5 / 4		
		5				
		6	SANDY CLAY, LT. BROWN TO GREY, STIFF, MED PLAST., MOIST			SAMPLE 2 TAKEN 7-8' @ 1645
		7				
		8	SAA	1/1		
		9				

HOLE NUMBER

PROJECT

ENG FORM 1836, MAR 1971 PREVIOUS EDITIONS ARE OBSOLETE. (Translucent)

VERSION 1.0

DRILLING LOG *(Continuation Sheet)* For use of this form, see EM 1110-1-1804; the proponent agency is CECW-EG.	1. ELEVATION TOP OF HOLE	2. HOLE NUMBER 2958149	SHEET 2 OF 2 SHEETS
3. PROJECT LHAAP-29		4. INSTALLATION LHAAP	

5. ELEVATION	a. DEPTH	b. LEGEND	c. CLASSIFICATION OF MATERIALS *(Description)*	d. % CORE RECOVERY	e. BOX OR SAMPLE NUMBER	f. REMARKS *(Drilling Time, water loss, depth of weathering, etc., if significant)*
		10	SAA	1/1 %		
		11	SAA, LT. BRWN. TO ORANGE, MED. STIFF	1/1 %		SAMPLE 3 TAKEN 11-12' @ 1650
		12	CLAY, LT. BROWN, HIGH PLAST., STIFF, MOIST	2/2 %		
		13				
		14	SILTY CLAY, LT. BROWN, MED. PLAST, SOFT, MOIST	% 2/2 %		SAMPLE 4 TAKEN 15-16' @ 1655
		15				
		16		%		
				%		
				%		
				%		
				%		
				%		

DRILLING LOG

For use of this form, see EM 1110-1-1804; the proponent agency is CECW-EG.

1. HOLE NUMBER

2. DIVISION

3. INSTALLATION: LHAAP

SHEET 1 OF 2 SHEETS

4. PROJECT: LHAAP-29

5. LOCATION (Coordinates or Station): LHAAP

6. DRILLING AGENCY: WHE

7. HOLE NUMBER (as shown on drawing title and title number): 29SB150

8. NAME OF DRILLER: Kerri Powell

9. DIRECTION OF HOLE: [X] a. VERTICAL [ ] b. INCLINED c. DEG. FROM VERT.

10. THICKNESS OF OVERBURDEN: —

11. DEPTH DRILLED INTO ROCK: —

12. TOTAL DEPTH OF HOLE: 16' BGS

13. SIZE AND TYPE OF BIT: 2 1/4" DIAMETER

14. DATUM FOR ELEVATION SHOWN (TBM or MSL): —

15. MANUFACTURERS DESIGNATION OF DRILL: GEOPROBE 7822DT

16. TOTAL NO. OF OVER BURDEN SAMPLES TAKEN: a. DISTURBED —; b. UNDISTURBED —

17. TOTAL NUMBER CORE BOXES: —

18. ELEVATION GROUND WATER: —

19. DATE HOLE (YYYYMMDD): a. STARTED 03/04/2021; b. COMPLETED 03/04/2021

20. ELEVATION TOP OF HOLE (feet): —

21. TOTAL CORE RECOVERY FOR BORING %: —

22. SIGNATURE OF INSPECTOR: [signature]

23. ELEVATION	a. DEPTH	b. LEGEND	c. CLASSIFICATION OF MATERIALS (Description)	d. % CORE RECOVERY	e. BOX OR SAMPLE NUMBER	f. REMARKS (Drilling Time, water loss, depth of weathering, etc., if significant)
		1	SILTY CLAY, DARK BRWN. TO LT. BROWN, MED PLAST., SOFT, WET	%		
		2		4/4 %		
		3		%		SAMPLE 1 TAKEN 3'-4' @ 1600
		4	CLAY, LT. BROWN TO GREY, HIGH PLAST., STIFF, MOIST			
		5		%		
		6		%		
		7	SILTY SAND, LT. BROWN, FINE, LOOSE, DRY			SAMPLE 2 TAKEN 7'-8' @ 1605
		8		%		
		9		%		

ENG FORM 1836, MAR 1971 PREVIOUS EDITIONS ARE OBSOLETE. (Translucent)

PROJECT

HOLE NUMBER

VERSION 1.0

DRILLING LOG *(Continuation Sheet)*
For use of this form, see EM 1110-1-1804; the proponent agency is CECW-EG.

1. ELEVATION TOP OF HOLE: —

2. HOLE NUMBER: 29SB150

SHEET 2 OF 2 SHEETS

3. PROJECT: LHAAP-29

4. INSTALLATION: LHAAP

5. ELEVATION	a. DEPTH	b. LEGEND	c. CLASSIFICATION OF MATERIALS (Description)	d. % CORE RECOVERY	e. BOX OR SAMPLE NUMBER	f. REMARKS (Drilling Time, water loss, depth of weathering, etc., if significant)
		10	SAA, DARK BROWN @ BOTTOM	4/4 %		
		11		%		SAMPLE 3 TAKEN 11-12' @ 1610
		12	SAA	%		
		13	SILTY CLAY, DARK BROWN, MED. PLAST, MED. STIFF, MOIST	2/2 %		
		14	SAA, LOW PLAST.			
		15		2/2 %		SAMPLE 4 TAKEN 15-16' @ 1615
		16				
				%		
				%		
				%		
				%		
				%		
				%		

ENG FORM 1836A, JUN 1967 PREVIOUS EDITIONS ARE OBSOLETE. *(Translucent)*

6. PROJECT

7. HOLE NUMBER

VERSION 1.0

01123754

1. HOLE NUMBER

DRILLING LOG For use of this form, see EM 1110-1-1804; the proponent agency is CECW-EG.	2. DIVISION —	3. INSTALLATION LHAAP	SHEET 1 OF 2 SHEETS

4. PROJECT LHAAP-29	13. SIZE AND TYPE OF BIT 2 1/4" DIAMETER
	14. DATUM FOR ELEVATION SHOWN *(TBM or MSL)* —
5. LOCATION *(Coordinates or Station)* LHAAP	15. MANUFACTURERS DESIGNATION OF DRILL GEOPROBE 7822DT
6. DRILLING AGENCY WHE	16. TOTAL NO. OF OVER BURDEN SAMPLES TAKEN — a. DISTURBED — b. UNDISTURBED —
7. HOLE NUMBER *(as shown on drawing title and title number)* 295B151	17. TOTAL NUMBER CORE BOXES —
	18. ELEVATION GROUND WATER —
8. NAME OF DRILLER	19. DATE HOLE *(YYYYMMDD)* a. STARTED 03/04/2021 b. COMPLETED 03/04/2021
9. DIRECTION OF HOLE ☒ a. VERTICAL ☐ b. INCLINED c. DEG. FROM VERT.	20. ELEVATION TOP OF HOLE *(feet)* —
10. THICKNESS OF OVERBURDEN —	21. TOTAL CORE RECOVERY FOR BORING % —
11. DEPTH DRILLED INTO ROCK —	22. SIGNATURE OF INSPECTOR [signature]
12. TOTAL DEPTH OF HOLE 16' BGS	

23. ELEVATION	a. DEPTH	b. LEGEND	c. CLASSIFICATION OF MATERIALS *(Description)*	d. % CORE RECOVERY	e. BOX OR SAMPLE NUMBER	f. REMARKS *(Drilling Time, water loss, depth of weathering, etc., if significant)*
		1 2 3 4	CLAYEY SILT, DARK BROWN TO LIGHT BROWN, LOW PLAST., SOFT, WET	3/4 %		SAMPLE 1 TAKEN 3-4' @ 1520
		5 6 7 8	CLAY, MOTTLED RED, LIGHT BROWN, STIFF, HIGH PLAST., MOIST	4/4 %		SAMPLE 2 TAKEN 7-8' @ 1525
			SANDY CLAY, LT. BROWN, BRITTLE, STIFF, DRY	%		
		9		%		

ENG FORM 1836, MAR 1971 PREVIOUS EDITIONS ARE OBSOLETE. (Translucent) PROJECT HOLE NUMBER VERSION 1.0

DRILLING LOG (Continuation Sheet) For use of this form, see EM 1110-1-804; the proponent agency is CECW-EG.	1. ELEVATION TOP OF HOLE —	2. HOLE NUMBER 29SB151	SHEET 2 OF 2 SHEETS
3. PROJECT LHAAP-29		4. INSTALLATION LHAAP	

5. ELEVATION	a. DEPTH	b. LEGEND	c. CLASSIFICATION OF MATERIALS (Description)	d. % CORE RECOVERY	e. BOX OR SAMPLE NUMBER	f. REMARKS (Drilling Time, water loss, depth of weathering, etc., if significant)
			SAA	%		
		10	CLAYEY SAND, LT. BROWN, STIFF, DRY, FINE GRAIN, LOW PLAST.	4/4 %		SAMPLE 3 TAKEN 11-12' @ 1530
		11				
		12	SILTY SAND, LT. BROWN, FINE GRAIN, LOOSE, DRY	%		
		13		4/4 %		
		14				
		15		%		SAMPLE 4 TAKEN 15-16' @ 1535
		16				
				%		
				%		
				%		
				%		
				%		
				%		

1. HOLE NUMBER

DRILLING LOG For use of this form, see EM 1110-1-1804; the proponent agency is CECW-EG.	2. DIVISION	3. INSTALLATION LHAAP	SHEET 1 OF 2 SHEETS

4. PROJECT LHAAP-29	13. SIZE AND TYPE OF BIT 2 1/4" DIAMETER
5. LOCATION *(Coordinates or Station)* LHAAP	14. DATUM FOR ELEVATION SHOWN *(TBM or MSL)* —
6. DRILLING AGENCY WHE	15. MANUFACTURERS DESIGNATION OF DRILL GEOPROBE 7822 DT
7. HOLE NUMBER *(as shown on drawing title and title number)* 29SB152	16. TOTAL NO. OF OVER BURDEN SAMPLES TAKEN: a. DISTURBED ✓ b. UNDISTURBED —
8. NAME OF DRILLER KERRI POWELL	17. TOTAL NUMBER CORE BOXES —
9. DIRECTION OF HOLE ☒ a. VERTICAL ☐ b. INCLINED c. DEG. FROM VERT.	18. ELEVATION GROUND WATER —
10. THICKNESS OF OVERBURDEN —	19. DATE HOLE *(YYYYMMDD)*: a. STARTED 03/04/2021 b. COMPLETED 03/04/2021
11. DEPTH DRILLED INTO ROCK —	20. ELEVATION TOP OF HOLE *(feet)* —
12. TOTAL DEPTH OF HOLE 16' BGS	21. TOTAL CORE RECOVERY FOR BORING % —
	22. SIGNATURE OF INSPECTOR John Moran

23. ELEVATION	a. DEPTH	b. LEGEND	c. CLASSIFICATION OF MATERIALS *(Description)*	d. % CORE RECOVERY	e. BOX OR SAMPLE NUMBER	f. REMARKS *(Drilling Time, water loss, depth of weathering, etc., if significant)*
		1 2 3 4	CLAY, LT. BROWN TO GREY, MED. STIFF, MED. PLAST., WET	2/4 %		SAMPLE 1 TAKEN 3-4' @ 1420
		5 6	CLAY, LT. BROWN TO GREY, HIGH PLAST., STIFF, MOIST	4/4 %		
		7 8	SANDY CLAY, LT. BROWN, LOW PLAST., STIFF, DRY	%		SAMPLE 2 TAKEN 7-8' @ 1425
		9	SAA	2/2 %		

DRILLING LOG (Continuation Sheet) For use of this form, see EM 1110-1-1804; the proponent agency is CECW-EG.	1. ELEVATION TOP OF HOLE —	2. HOLE NUMBER 29SB152	SHEET 2 OF 2 SHEETS
3. PROJECT LHAAP-29		4. INSTALLATION LHAAP	

5. ELEVATION	a. DEPTH	b. LEGEND	c. CLASSIFICATION OF MATERIALS (Description)	d. % CORE RECOVERY	e. BOX OR SAMPLE NUMBER	f. REMARKS (Drilling Time, water loss, depth of weathering, etc., if significant)
		10	SAA, RED	%		
		11		2/2 %		SAMPLE 3 TAKEN 11-12' @ 1250
		12	SILTY SAND, LT. BROWN TO GREY, FINE, LOOSE, DRY	%		
		13		2/2		
		14		%		
		15	SAA	2/2 %		SAMPLE 4 TAKEN 15-16' @ 1255
		16				
				%		
				%		
				%		
				%		
				%		
				%		

ENG FORM 1836A, JUN 1967 PREVIOUS EDITIONS ARE OBSOLETE. (Translucent)

6. PROJECT

7. HOLE NUMBER

VERSION 1.0

1. HOLE NUMBER

DRILLING LOG For use of this form, see EM 1110-1-1804; the proponent agency is CECW-EG.	2. DIVISION	3. INSTALLATION LHAAP	SHEET 1 OF 2 SHEETS

4. PROJECT LHAAP-29	13. SIZE AND TYPE OF BIT 2 1/4" DIAMETER
5. LOCATION (Coordinates or Station) LHAAP	14. DATUM FOR ELEVATION SHOWN (TBM or MSL) —
6. DRILLING AGENCY WHE	15. MANUFACTURERS DESIGNATION OF DRILL GEOPROBE 7822DT
7. HOLE NUMBER (as shown on drawing title and title number) 29SB153	16. TOTAL NO. OF OVER BURDEN SAMPLES TAKEN — a. DISTURBED — b. UNDISTURBED —
8. NAME OF DRILLER KERRI POWELL	17. TOTAL NUMBER CORE BOXES —
9. DIRECTION OF HOLE ☒ a. VERTICAL ☐ b. INCLINED c. DEG. FROM VERT.	18. ELEVATION GROUND WATER —
	19. DATE HOLE (YYYYMMDD) a. STARTED 03/04/2021 b. COMPLETED 03/04/2021
	20. ELEVATION TOP OF HOLE (feet) —
10. THICKNESS OF OVERBURDEN —	21. TOTAL CORE RECOVERY FOR BORING % —
11. DEPTH DRILLED INTO ROCK —	22. SIGNATURE OF INSPECTOR Jd Moran
12. TOTAL DEPTH OF HOLE 16' BGS	

23. ELEVATION	a. DEPTH	b. LEGEND	c. CLASSIFICATION OF MATERIALS (Description)	d. % CORE RECOVERY	e. BOX OR SAMPLE NUMBER	f. REMARKS (Drilling Time, water loss, depth of weathering, etc., if significant)
		1 2 3 4	CLAY, LT. BROWN TO RED, HIGH PLAST., MED. STIFF, WET	2/4 %		SAMPLE 1 TAKEN 3'-4' @ 1155
		5	SAA	4/4 %		
		6 7 8	SANDY CLAY, LIGHT BROWN TO GREY, LOW PLAST, BRITTLE, DRY	%		SAMPLE 2 TAKEN 7'-8' @ 1200
		9	SILTY SAND, LT. BROWN TO GREY, FINE TO MED, SOFT, DRY	2/2 %		

ENG FORM 1836, MAR 1971 PREVIOUS EDITIONS ARE OBSOLETE. (Translucent) PROJECT HOLE NUMBER

VERSION 1.0

DRILLING LOG *(Continuation Sheet)*
For use of this form, see EM 1110-1-1804; the proponent agency is CECW-EG.

1. ELEVATION TOP OF HOLE

2. HOLE NUMBER: 29SB153

SHEET 2 OF 2 SHEETS

3. PROJECT: LHAAP-29

4. INSTALLATION: LHAAP

5. ELEVATION	a. DEPTH	b. LEGEND	c. CLASSIFICATION OF MATERIALS (Description)	d. % CORE RECOVERY	e. BOX OR SAMPLE NUMBER	f. REMARKS (Drilling Time, water loss, depth of weathering, etc., if significant)
		10		%		
		11	SAA, TRACE CLAY	2/2 %		SAMPLE 3 TAKEN 11'-12' @ 1205
		12				
		13	SAND, LT. BROWN, FINE GRAIN, SOFT, DRY	2/2 %		
		14		%		
		15	SAA	2/2 %		SAMPLE 4 TAKEN 15'-16' @ 1210
		16				
				%		
				%		
				%		
				%		
				%		
				%		

ENG FORM 1836A, JUN 1967 PREVIOUS EDITIONS ARE OBSOLETE. *(Translucent)*

6. PROJECT

7. HOLE NUMBER

VERSION 1.0

1. HOLE NUMBER

DRILLING LOG For use of this form, see EM 1110-1-1804; the proponent agency is CECW-EG.	2. DIVISION	3. INSTALLATION LHAAP	SHEET 1 OF 2 SHEETS

4. PROJECT LHAAP-29	13. SIZE AND TYPE OF BIT 2 1/4" DIAMETER
5. LOCATION *(Coordinates or Station)* LHAAP	14. DATUM FOR ELEVATION SHOWN *(TBM or MSL)* —
6. DRILLING AGENCY WHE	15. MANUFACTURERS DESIGNATION OF DRILL GEOPROBE 7822DT
7. HOLE NUMBER *(as shown on drawing title and title number)* 29SB-154	16. TOTAL NO. OF OVER BURDEN SAMPLES TAKEN — a. DISTURBED — b. UNDISTURBED —
8. NAME OF DRILLER KERRI POWELL	17. TOTAL NUMBER CORE BOXES —
9. DIRECTION OF HOLE ☒ a. VERTICAL ☐ b. INCLINED c. DEG. FROM VERT.	18. ELEVATION GROUND WATER —
10. THICKNESS OF OVERBURDEN —	19. DATE HOLE *(YYYYMMDD)* a. STARTED 03/10/2021 b. COMPLETED 03/10/2021
11. DEPTH DRILLED INTO ROCK —	20. ELEVATION TOP OF HOLE *(feet)* —
12. TOTAL DEPTH OF HOLE 15' BGS	21. TOTAL CORE RECOVERY FOR BORING % —
	22. SIGNATURE OF INSPECTOR John Moore

23. ELEVATION	a. DEPTH	b. LEGEND	c. CLASSIFICATION OF MATERIALS *(Description)*	d. % CORE RECOVERY	e. BOX OR SAMPLE NUMBER	f. REMARKS *(Drilling Time, water loss, depth of weathering, etc., if significant)*
		1	SILTY CLAY, LT. BROWN, LOW PLAST., SOFT, WET	%		
		2		2.5/4 %		
		3				WOODEN WW LINE 3' BGS SAMPLE
		4		%		SAMPLE 1 TAKEN 3'-4' @ 1400
		5	CLAY, LT. BROWN TO GREY, STIFF, HIGH PLAST., MOIST	%		
		6		3.5/4 %		SAMPLE 2 TAKEN 6'-7' @ 1405
		7				
		8		%		
		9		%		

ENG FORM 1836, MAR 1971 PREVIOUS EDITIONS ARE OBSOLETE. *(Translucent)* PROJECT HOLE NUMBER

VERSION 1.0

DRILLING LOG *(Continuation Sheet)*
For use of this form, see EM 1110-1-1804; the proponent agency is CECW-EG.

1. ELEVATION TOP OF HOLE:

2. HOLE NUMBER: 2958154

SHEET 2 OF 2 SHEETS

3. PROJECT: LHAAP-29

4. INSTALLATION: LHAAP

5. ELEVATION	a. DEPTH	b. LEGEND	c. CLASSIFICATION OF MATERIALS (Description)	d. % CORE RECOVERY	e. BOX OR SAMPLE NUMBER	f. REMARKS (Drilling Time, water loss, depth of weathering, etc., if significant)
		10	SANDY CLAY W/ SILT, LT. BROWN, MED. STIFF, LOW PLAST., MOIST	% 3/3		SAMPLE 3 TAKEN 10'-11' @ 1410
		11		%		
				%		
				%		
				%		
				%		
				%		
				%		
				%		
				%		
				%		

ENG FORM 1836A, JUN 1967 PREVIOUS EDITIONS ARE OBSOLETE. *(Translucent)*

6. PROJECT

7. HOLE NUMBER

VERSION 1.0

1. HOLE NUMBER

DRILLING LOG For use of this form, see EM 1110-1-1804; the proponent agency is CECW-EG.	2. DIVISION	3. INSTALLATION LHAAP	SHEET 1 OF 2 SHEETS

4. PROJECT LHAAP-29	13. SIZE AND TYPE OF BIT 2 1/4" DIAMETER.
	14. DATUM FOR ELEVATION SHOWN *(TBM or MSL)* —
5. LOCATION *(Coordinates or Station)* LHAAP	15. MANUFACTURERS DESIGNATION OF DRILL GEOPROBE 7822DT
6. DRILLING AGENCY WHE	16. TOTAL NO. OF OVER BURDEN SAMPLES TAKEN — a. DISTURBED — b. UNDISTURBED —
7. HOLE NUMBER *(as shown on drawing title and title number)* 29SB155	17. TOTAL NUMBER CORE BOXES —
	18. ELEVATION GROUND WATER —
8. NAME OF DRILLER KERRI POWELL	19. DATE HOLE *(YYYYMMDD)* a. STARTED 03/09/2021 b. COMPLETED 03/09/2021
9. DIRECTION OF HOLE ☒ a. VERTICAL ☐ b. INCLINED c. DEG. FROM VERT.	20. ELEVATION TOP OF HOLE *(feet)* —
10. THICKNESS OF OVERBURDEN —	21. TOTAL CORE RECOVERY FOR BORING % —
11. DEPTH DRILLED INTO ROCK —	22. SIGNATURE OF INSPECTOR John Moore
12. TOTAL DEPTH OF HOLE 16' BGS	

23. ELEVATION	a. DEPTH	b. LEGEND	c. CLASSIFICATION OF MATERIALS *(Description)*	d. % CORE RECOVERY	e. BOX OR SAMPLE NUMBER	f. REMARKS *(Drilling Time, water loss, depth of weathering, etc., if significant)*
		1	SILTY CLAY, DARK BROWN TO LIGHT BROWN, LOW PLAST., SOFT, WET	%		
		2		1.5/4 %		
		3	CLAY, MOTTLED LT. BROWN, RED & GREY, HIGH PLAST., MED. STIFF, MOIST	%		
		4	SAA	%		
		5		3/4 %		
		6		%		
		7		%		WOODEN TNT LINE LOCATED 8' BGS
		8	SANDY CLAY, GREY, LOW PLAST., SOFT, DRY			
		9		%		

DRILLING LOG (Continuation Sheet) For use of this form, see EM 1110-1-1804; the proponent agency is CECW-EG.	1. ELEVATION TOP OF HOLE	2. HOLE NUMBER 295B155	SHEET 2 OF 2 SHEETS
3. PROJECT LHAAP-29		4. INSTALLATION LHAAP	

5. ELEVATION	a. DEPTH	b. LEGEND	c. CLASSIFICATION OF MATERIALS (Description)	d. % CORE RECOVERY	e. BOX OR SAMPLE NUMBER	f. REMARKS (Drilling Time, water loss, depth of weathering, etc., if significant)
		10	CLAYEY SAND, LT. BROWN, FINE, LOOSE, DRY	% 4/4		
		11		%		SAMPLE 1 TAKEN 11'-12' BGS (4' BELOW PIPELINE) @ 1350, DUP-18 TAKEN @ 1450
		12	SANDY CLAY, LT. BROWN TO GREY, MED. STIFF, MED. PLAST., MOIST	% 1/2		
		13	CLAYEY SAND, LT. BROWN, FINE, DRY	%		
		14	~~CLAYEY SAND, LT. BROWN, FINE, DRY~~ DM	% 2/2		
		15	SILTY CLAY, LT. BROWN, MED. PLAST., MED. STIFF, MOIST	%		SAMPLE 2 TAKEN 15'-16' BGS (8' BELOW PIPELINE)
		16		%		
				%		
				%		
				%		
				%		
				%		

ENG FORM 1836A, JUN 1967 PREVIOUS EDITIONS ARE OBSOLETE. (Translucent)

6. PROJECT

7. HOLE NUMBER

VERSION 1.0

1. HOLE NUMBER

DRILLING LOG For use of this form, see EM 1110-1-1804; the proponent agency is CECW-EG.	2. DIVISION	3. INSTALLATION LHAAP	SHEET 1 OF 2 SHEETS

4. PROJECT LHAAP-29	13. SIZE AND TYPE OF BIT 2 1/4" DIAMETER
5. LOCATION *(Coordinates or Station)* LHAAP	14. DATUM FOR ELEVATION SHOWN *(TBM or MSL)* —
6. DRILLING AGENCY WHE	15. MANUFACTURERS DESIGNATION OF DRILL GEOPROBE 7822DT
7. HOLE NUMBER *(as shown on drawing title and title number)* 29SB156	16. TOTAL NO. OF OVER BURDEN SAMPLES TAKEN — a. DISTURBED — b. UNDISTURBED —
8. NAME OF DRILLER KERRI POWELL	17. TOTAL NUMBER CORE BOXES —
9. DIRECTION OF HOLE ☒ a. VERTICAL ☐ b. INCLINED c. DEG. FROM VERT.	18. ELEVATION GROUND WATER —
10. THICKNESS OF OVERBURDEN —	19. DATE HOLE *(YYYYMMDD)* a. STARTED 03/10/21 b. COMPLETED 03/10/21
11. DEPTH DRILLED INTO ROCK —	20. ELEVATION TOP OF HOLE *(feet)* —
12. TOTAL DEPTH OF HOLE 17' BGS	21. TOTAL CORE RECOVERY FOR BORING % —
	22. SIGNATURE OF INSPECTOR [signature]

23. ELEVATION	a. DEPTH	b. LEGEND	c. CLASSIFICATION OF MATERIALS *(Description)*	d. % CORE RECOVERY	e. BOX OR SAMPLE NUMBER	f. REMARKS *(Drilling Time, water loss, depth of weathering, etc., if significant)*
		1	SILTY CLAY, LT. BROWN TO RED, LOW PLAST., SOFT, WET	%		
		2		1.5/2 %		
		3		%		
		4				
		5	CLAY, LT. BROWN TO GREY, MED. STIFF, HIGH PLAST, MOIST	%		
		6		3.75/4 %		
		7				
		8		%		
		9		%		WOODEN PIPELINE @ 9' BGS

DRILLING LOG *(Continuation Sheet)*
For use of this form, see EM 1110-1-1804; the proponent agency is CECW-EG.

1. ELEVATION TOP OF HOLE:

2. HOLE NUMBER: 2958156

SHEET 2 OF 2 SHEETS

3. PROJECT: LHAAP-29

4. INSTALLATION: LHAAP

5. ELEVATION	a. DEPTH	b. LEGEND	c. CLASSIFICATION OF MATERIALS (Description)	d. % CORE RECOVERY	e. BOX OR SAMPLE NUMBER	f. REMARKS (Drilling Time, water loss, depth of weathering, etc., if significant)
		10	SANDY CLAY, LT. BROWN, MED. PLAST., MED. STIFF, MOIST	4/4 %		SAMPLE 1 TAKEN 9'-10' @ 0800 DUP-19 @ 0700
		11				
		12	CLAY W/ TRACE SAND, ~~MOIST~~ LT. BROWN, MED. PLAST., MED. STIFF, MOIST	2/2 %		SAMPLE 2 TAKEN 12'-13' @ 0810
		13				
		14	CLAYEY SAND, LT. BROWN, SOFT, FINE GRAIN, ADHESIVE, ~~D~~M MOIST	2/2 %		
		15				
		16	SILTY CLAY, LT. BROWN, LOW PLAST., SOFT, MOIST	1/1 %		
		17				
				%		
				%		
				%		
				%		
				%		

ENG FORM 1836A, JUN 1967 PREVIOUS EDITIONS ARE OBSOLETE. *(Translucent)*

6. PROJECT

7. HOLE NUMBER

VERSION 1.0

1. HOLE NUMBER

DRILLING LOG For use of this form, see EM 1110-1-1804; the proponent agency is CECW-EG.	2. DIVISION	3. INSTALLATION LHAAP	SHEET 1 OF 2 SHEETS

4. PROJECT LHAAP-29	13. SIZE AND TYPE OF BIT 2 1/4" DIAMETER
5. LOCATION (Coordinates or Station) LHAAP	14. DATUM FOR ELEVATION SHOWN (TBM or MSL) —
6. DRILLING AGENCY WHE	15. MANUFACTURERS DESIGNATION OF DRILL GEOPROBE 7822DT
7. HOLE NUMBER (as shown on drawing title and title number) 2958157	16. TOTAL NO. OF OVER BURDEN SAMPLES TAKEN — a. DISTURBED — b. UNDISTURBED
8. NAME OF DRILLER KERRI POWELL	17. TOTAL NUMBER CORE BOXES —
9. DIRECTION OF HOLE ☒ a. VERTICAL ☐ b. INCLINED c. DEG. FROM VERT.	18. ELEVATION GROUND WATER —
	19. DATE HOLE (YYYYMMDD) a. STARTED 03/10/21 b. COMPLETED 03/10/21
10. THICKNESS OF OVERBURDEN —	20. ELEVATION TOP OF HOLE (feet) —
11. DEPTH DRILLED INTO ROCK —	21. TOTAL CORE RECOVERY FOR BORING % —
12. TOTAL DEPTH OF HOLE 13.5' BGS	22. SIGNATURE OF INSPECTOR John Moore

23. ELEVATION	a. DEPTH	b. LEGEND	c. CLASSIFICATION OF MATERIALS (Description)	d. % CORE RECOVERY	e. BOX OR SAMPLE NUMBER	f. REMARKS (Drilling Time, water loss, depth of weathering, etc., if significant)
		1	SANDY/SILTY CLAY, BROWN TO REDDISH ORANGE, MED. STIFF, LOW PLAST., WET	%		
		2		3/4 %		
		3		%		
		4				
		5	CLAYEY SAND, LT. BROWN, BRITTLE, FINE, DRY	%		WOODEN TNT WW LINE @ 5.5' BGS
		6		4/4 %		SAMPLE 1 TAKEN 5.5'-6.5' @ 0930
		7	SANDY CLAY, MOTTLED LT. BROWN, GREY, ORANGE, LOW PLAST., STIFF, DRY	%		
		8		%		SAMPLE 2 TAKEN 8.5'-9.5' @ 0935
		9		%		

DRILLING LOG *(Continuation Sheet)*
For use of this form, see EM 1110-1-1804; the proponent agency is CECW-EG.

1. ELEVATION TOP OF HOLE:
2. HOLE NUMBER: 2458157
SHEET 2 OF 2 SHEETS
3. PROJECT: LHAAP-29
4. INSTALLATION: LHAAP

5. ELEVATION	a. DEPTH	b. LEGEND	c. CLASSIFICATION OF MATERIALS (Description)	d. % CORE RECOVERY	e. BOX OR SAMPLE NUMBER	f. REMARKS (Drilling Time, water loss, depth of weathering, etc., if significant)
			SAA, GREY, BRITTLE	%		
		10		~~3.75~~		
		11		4 %		
		12	SILTY SAND, MOTTLED LT. BROWN, GREY & ORANGE, FINE, BRITTLE, DRY	1.5 %		
		13		1.5		
		13.5				
		~~13.5~~		~~%~~		
				%		
				%		
				%		
				%		
				%		
				%		
				%		

ENG FORM 1836A, JUN 1967 PREVIOUS EDITIONS ARE OBSOLETE. *(Translucent)*

6. PROJECT

7. HOLE NUMBER

VERSION 1.0

1. HOLE NUMBER

DRILLING LOG For use of this form, see EM 1110-1-1804; the proponent agency is CECW-EG.	2. DIVISION	3. INSTALLATION	SHEET 1 OF 2 SHEETS

4. PROJECT LHAAP-29	13. SIZE AND TYPE OF BIT 2 1/4" DIAMETER
5. LOCATION (Coordinates or Station) LHAAP	14. DATUM FOR ELEVATION SHOWN (TBM or MSL) —
6. DRILLING AGENCY WHE	15. MANUFACTURERS DESIGNATION OF DRILL GEOPROBE 7822DT
7. HOLE NUMBER (as shown on drawing title and title number) 29SB158	16. TOTAL NO. OF OVER BURDEN SAMPLES TAKEN: a. DISTURBED — ; b. UNDISTURBED —
8. NAME OF DRILLER KERRI POWELL	17. TOTAL NUMBER CORE BOXES —
9. DIRECTION OF HOLE ☒ a. VERTICAL ☐ b. INCLINED c. DEG. FROM VERT.	18. ELEVATION GROUND WATER —
10. THICKNESS OF OVERBURDEN —	19. DATE HOLE (YYYYMMDD): a. STARTED 03/10/2021 ; b. COMPLETED 03/10/2021
11. DEPTH DRILLED INTO ROCK —	20. ELEVATION TOP OF HOLE (feet) —
12. TOTAL DEPTH OF HOLE 18' BGS	21. TOTAL CORE RECOVERY FOR BORING % —
	22. SIGNATURE OF INSPECTOR

23. ELEVATION	a. DEPTH	b. LEGEND	c. CLASSIFICATION OF MATERIALS (Description)	d. % CORE RECOVERY	e. BOX OR SAMPLE NUMBER	f. REMARKS (Drilling Time, water loss, depth of weathering, etc., if significant)
		1	SILTY CLAY W/ COARSE SAND, LT. BROWN, LOW TO MED. PLAST., SOFT, WET	%		
		2		2.5/4 %		
		3		%		
		4				
		5	CLAY, MOTTLED LT. BROWN, ORANGE, RED & GREY, HIGH PLAST., MED. STIFF, MOIST	%		
		6		3/4 %		
		7		%		
		8				
		9		%		

ENG FORM 1836, MAR 1971 PREVIOUS EDITIONS ARE OBSOLETE. (Translucent) PROJECT HOLE NUMBER

VERSION 1.0

DRILLING LOG (Continuation Sheet) For use of this form, see EM 1110-1-1804; the proponent agency is CECW-EG.	1. ELEVATION TOP OF HOLE	2. HOLE NUMBER 295B158	SHEET 2 OF 2 SHEETS
3. PROJECT		4. INSTALLATION LHAAP	

5. ELEVATION	a. DEPTH	b. LEGEND	c. CLASSIFICATION OF MATERIALS (Description)	d. % CORE RECOVERY	e. BOX OR SAMPLE NUMBER	f. REMARKS (Drilling Time, water loss, depth of weathering, etc., if significant)
		10	CLAYEY SAND/SANDY CLAY, LT. BROWN, COHESIVE, LOW PLAST., FINE, MOIST	% 4/4 %		WOODEN TNT WW LINE @ 10' BGS SAMPLE 1 TAKEN 10'-11' @ 1020
		11				
		12	SILTY CLAY, LT. BROWN, LOW PLAST., MED. STIFF, MOIST	% 2/2 %		SAMPLE 2 TAKEN 13'-14' @ 1025
		13				
		14	SAA	% 2/2 %		
		15				
		16	SAA	% 2/2 %		SAMPLE 3 TAKEN 17'-18' @ 1030
		17				
		18		% % % % %		

ENG FORM 1836A, JUN 1967 PREVIOUS EDITIONS ARE OBSOLETE. (Translucent)

6. PROJECT

7. HOLE NUMBER

VERSION 1.0

01123770

1. HOLE NUMBER

DRILLING LOG
For use of this form, see EM 1110-1-1804; the proponent agency is CECW-EG.

2. DIVISION

3. INSTALLATION: LHAAP

SHEET 1 OF ~~2~~ 1 SHEETS

4. PROJECT: LHAAP-29

5. LOCATION (Coordinates or Station): LHAAP

6. DRILLING AGENCY: WHE

7. HOLE NUMBER (as shown on drawing title and title number): 29SB159

8. NAME OF DRILLER: KERRI POWELL

9. DIRECTION OF HOLE: [X] a. VERTICAL [ ] b. INCLINED c. DEG. FROM VERT.

10. THICKNESS OF OVERBURDEN: —

11. DEPTH DRILLED INTO ROCK: —

12. TOTAL DEPTH OF HOLE: 9.5' BGS

13. SIZE AND TYPE OF BIT: 2 1/4" DIAMETER

14. DATUM FOR ELEVATION SHOWN (TBM or MSL): —

15. MANUFACTURERS DESIGNATION OF DRILL: GEOPROBE 7822DT

16. TOTAL NO. OF OVER BURDEN SAMPLES TAKEN: a. DISTURBED —; b. UNDISTURBED —

17. TOTAL NUMBER CORE BOXES: —

18. ELEVATION GROUND WATER: —

19. DATE HOLE (YYYYMMDD): a. STARTED 03/10/2021; b. COMPLETED 03/10/2021

20. ELEVATION TOP OF HOLE (feet): —

21. TOTAL CORE RECOVERY FOR BORING %: —

22. SIGNATURE OF INSPECTOR: [signature]

23. ELEVATION	a. DEPTH	b. LEGEND	c. CLASSIFICATION OF MATERIALS (Description)	d. % CORE RECOVERY	e. BOX OR SAMPLE NUMBER	f. REMARKS (Drilling Time, water loss, depth of weathering, etc., if significant)
		1	SILTY CLAY W/ SAND, SOFT, LT. BROWN, ~~LOW PLAS~~ MED. PLAST., WET	3/4 %		WOODEN TNT WW LINE @ 1.5' BGS SAMPLE 1 TAKEN 1.5-2.5 @ 1235
		2				
		3				
		4	SANDY CLAY, LT. BROWN TO GREY, MED. PLAST., MED. STIFF, MOIST			SAMPLE 2 TAKEN 4.5-5.5 @ 1240
		5		4/4 %		
		6				
		7				
		8	SAA, LOW PLAST.	1.5/1.5 %		SAMPLE 3 TAKEN 8.5-9.5 @ 1245
		9				
		9.5'				

1. HOLE NUMBER

DRILLING LOG For use of this form, see EM 1110-1-1804; the proponent agency is CECW-EG.	2. DIVISION	3. INSTALLATION LHAAP	SHEET 1 OF 2 SHEETS

4. PROJECT LHAAP-29	13. SIZE AND TYPE OF BIT 2 1/4" DIAMETER
5. LOCATION (Coordinates or Station) LHAAP	14. DATUM FOR ELEVATION SHOWN (TBM or MSL) ~
6. DRILLING AGENCY WHE	15. MANUFACTURERS DESIGNATION OF DRILL GEOPROBE 7822DT
7. HOLE NUMBER (as shown on drawing title and title number) 29SB160	16. TOTAL NO. OF OVER BURDEN SAMPLES TAKEN: a. DISTURBED —; b. UNDISTURBED —
8. NAME OF DRILLER KERRI POWELL	17. TOTAL NUMBER CORE BOXES —
9. DIRECTION OF HOLE ☒ a. VERTICAL ☐ b. INCLINED c. DEG. FROM VERT.	18. ELEVATION GROUND WATER —
	19. DATE HOLE (YYYYMMDD): a. STARTED 03/03/2021; b. COMPLETED 03/03/2021
	20. ELEVATION TOP OF HOLE (feet) —
10. THICKNESS OF OVERBURDEN —	21. TOTAL CORE RECOVERY FOR BORING % —
11. DEPTH DRILLED INTO ROCK —	22. SIGNATURE OF INSPECTOR
12. TOTAL DEPTH OF HOLE 16' BGS	

23. ELEVATION	a. DEPTH	b. LEGEND	c. CLASSIFICATION OF MATERIALS (Description)	d. % CORE RECOVERY	e. BOX OR SAMPLE NUMBER	f. REMARKS (Drilling Time, water loss, depth of weathering, etc., if significant)
		1	SILTY CLAY, LT. BROWN, LOW PLAST., SOFT, WET	2/4 %		
		2–3	CLAY, LT. BROWN, MED TO HIGH PLAST, SOFT, WET	%		SAMPLE 2 TAKEN 3-4' BGS @ 1615
		4–8	CLAY, MOTTLED LT. BROWN, RED, GREY, STIFF, HIGH PLASTICITY, MOIST	3.5/4 %		SAMPLE 2 TAKEN 7.5' BGS 1620
		9		%		

ENG FORM 1836, MAR 1971 PREVIOUS EDITIONS ARE OBSOLETE. (Translucent)

PROJECT LHAAP-29 HOLE NUMBER 29SB160

VERSION 1.0

DRILLING LOG *(Continuation Sheet)*
For use of this form, see EM 1110-1-1804; the proponent agency is CECW-EG.

1. ELEVATION TOP OF HOLE:
2. HOLE NUMBER: 295B160
SHEET 2 OF 2 SHEETS
3. PROJECT: LHAAP-29
4. INSTALLATION: LHAAP

5. ELEVATION	a. DEPTH	b. LEGEND	c. CLASSIFICATION OF MATERIALS (Description)	d. % CORE RECOVERY	e. BOX OR SAMPLE NUMBER	f. REMARKS (Drilling Time, water loss, depth of weathering, etc., if significant)
		10	CLAYEY SILT, LT. BROWN TO GREY, BRITTLE, LOW PLAST., DRY TO MOIST	3.5/4 %		SAMPLE 3 TAKEN 11-12' BGS @ 1625
		11		%		
		12	SILTY CLAY, GREY, STIFF, LOW TO MED. PLAST., DRY TO MOIST	2/2 %		
		13				
		14	SILTY SAND, LT. BROWN, FINE, LOOSE, DRY	2/2 %		SAMPLE 4 TAKEN 15-16' BGS @ 1630
		15				
		16		%		
				%		
				%		
				%		
				%		
				%		

ENG FORM 1836A, JUN 1967 PREVIOUS EDITIONS ARE OBSOLETE. *(Translucent)*

6. PROJECT: LHAAP-29
7. HOLE NUMBER: 295B160

VERSION 1.0

1. HOLE NUMBER

DRILLING LOG For use of this form, see EM 1110-1-1804; the proponent agency is CECW-EG.	2. DIVISION	3. INSTALLATION LHAAP	SHEET 1 OF 2 SHEETS

4. PROJECT LHAAP-29	13. SIZE AND TYPE OF BIT 2 1/4" DIAMETER
5. LOCATION *(Coordinates or Station)* LHAAP	14. DATUM FOR ELEVATION SHOWN *(TBM or MSL)* —
6. DRILLING AGENCY WHE	15. MANUFACTURERS DESIGNATION OF DRILL GEOPROBE 7822 DT
7. HOLE NUMBER *(as shown on drawing title and title number)* 29SB161	16. TOTAL NO. OF OVER BURDEN SAMPLES TAKEN: a. DISTURBED — ; b. UNDISTURBED —
8. NAME OF DRILLER KERRI POWELL	17. TOTAL NUMBER CORE BOXES —
9. DIRECTION OF HOLE ☒ a. VERTICAL ☐ b. INCLINED c. DEG. FROM VERT.	18. ELEVATION GROUND WATER —
10. THICKNESS OF OVERBURDEN —	19. DATE HOLE *(YYYYMMDD)*: a. STARTED 03/04/2021 ; b. COMPLETED 03/04/2021
11. DEPTH DRILLED INTO ROCK —	20. ELEVATION TOP OF HOLE *(feet)* —
12. TOTAL DEPTH OF HOLE 16' BGS	21. TOTAL CORE RECOVERY FOR BORING % —
	22. SIGNATURE OF INSPECTOR [signature]

23. ELEVATION	a. DEPTH	b. LEGEND	c. CLASSIFICATION OF MATERIALS *(Description)*	d. % CORE RECOVERY	e. BOX OR SAMPLE NUMBER	f. REMARKS *(Drilling Time, water loss, depth of weathering, etc., if significant)*
			SILT W/ SAND, LT. BROWN, SOFT, WET	%		
		1	CLAY, LT. BROWN, STIFF, HIGH PLAST., MOIST	1.5 / 4 %		
		2				
		3		%		SAMPLE 1 TAKEN 3'-4' @ 0805
		4	SILTY CLAY, ~~MOD~~ LT. BROWN TO GREY, LOW TO MED. PLAST., STIFF, DRY TO MOIST	4 / 4 %		
		5				
		6		%		
		7				SAMPLE 2 TAKEN 7'-8' @ 0810
		8		%		
		9	SILT W/ TRACE CLAY, LT. BROWN TO GREY, SOFT, LOOSE, DRY	2 / 2 %		

DRILLING LOG (Continuation Sheet) For use of this form, see EM 1110-1-1804; the proponent agency is CECW-EG.	1. ELEVATION TOP OF HOLE	2. HOLE NUMBER 29SB101	SHEET 2 OF 2 SHEETS
3. PROJECT LHAAP-29		4. INSTALLATION LHAAP	

5. ELEVATION	a. DEPTH	b. LEGEND	c. CLASSIFICATION OF MATERIALS (Description)	d. % CORE RECOVERY	e. BOX OR SAMPLE NUMBER	f. REMARKS (Drilling Time, water loss, depth of weathering, etc., if significant)
		10		%		
		11	SAA	2/2 %		SAMPLE 3 TAKEN 11'-12' @ 0815
		12	SLIGHTLY CLAYEY SILT, LT. BROWN TO GREY, LOW PLAST. SOFT, DRY	2/2 %		
		13				
		14		%		
		15	CLAY, LT. BROWN, HIGH PLAST., STIFF, DRY	2/2 %		SAMPLE 4 TAKEN 15'-16' @ 0820
		16				
				%		
				%		
				%		
				%		
				%		
				%		

ENG FORM 1836A, JUN 1967 PREVIOUS EDITIONS ARE OBSOLETE. (Translucent)

6. PROJECT

7. HOLE NUMBER

VERSION 1.0

1. HOLE NUMBER

DRILLING LOG For use of this form, see EM 1110-1-1804; the proponent agency is CECW-EG.	2. DIVISION	3. INSTALLATION LHAAP	SHEET 1 OF 2 SHEETS

4. PROJECT LHAAP-29	13. SIZE AND TYPE OF BIT 2 1/4" DIAMETER
	14. DATUM FOR ELEVATION SHOWN *(TBM or MSL)* —
5. LOCATION *(Coordinates or Station)* LHAAP	15. MANUFACTURERS DESIGNATION OF DRILL GEOPROBE 7822DT
6. DRILLING AGENCY WHE	16. TOTAL NO. OF OVER BURDEN SAMPLES TAKEN: a. DISTURBED — ; b. UNDISTURBED —
7. HOLE NUMBER *(as shown on drawing title and title number)* 295B162	17. TOTAL NUMBER CORE BOXES —
	18. ELEVATION GROUND WATER —
8. NAME OF DRILLER KERRI POWELL	19. DATE HOLE *(YYYYMMDD)*: a. STARTED 03/04/2021 ; b. COMPLETED 03/04/2021
9. DIRECTION OF HOLE ☒ a. VERTICAL ☐ b. INCLINED c. DEG. FROM VERT.	20. ELEVATION TOP OF HOLE *(feet)* —
10. THICKNESS OF OVERBURDEN —	21. TOTAL CORE RECOVERY FOR BORING % —
11. DEPTH DRILLED INTO ROCK —	22. SIGNATURE OF INSPECTOR John Moore
12. TOTAL DEPTH OF HOLE 16' BGS	

23. ELEVATION	a. DEPTH	b. LEGEND	c. CLASSIFICATION OF MATERIALS *(Description)*	d. % CORE RECOVERY	e. BOX OR SAMPLE NUMBER	f. REMARKS *(Drilling Time, water loss, depth of weathering, etc., if significant)*
		1	SANDY SILT, DARK BROWN, SOFT, WET	%		
		2	CLAYEY SILT, LT. BROWN, SOFT, LOW PLAST., WET	%	2/4	
		3		%		SAMPLE 1 TAKEN 3'-4' @ 0830
		4	SAA			
		5		%	1.5/4	
		6	CLAY, MOTTLED LT. BROWN, RED, GREY, V. STIFF, HIGH PLAST., DRY TO MOIST	%		
		7				SAMPLE 2 TAKEN 7'-8' @ 0835
		8		%		
		9	CLAY W/ SILT, LT. BROWN, MOED. TO LOW PLAST, STIFF, BRITTLE, DRY	%	2/2	

ENG FORM 1836, MAR 1971 PREVIOUS EDITIONS ARE OBSOLETE. *(Translucent)* PROJECT HOLE NUMBER

VERSION 1.0

DRILLING LOG *(Continuation Sheet)*
For use of this form, see EM 1110-1-1804; the proponent agency is CECW-EG.

1. ELEVATION TOP OF HOLE

2. HOLE NUMBER: 295B162

SHEET 2 OF 2 SHEETS

3. PROJECT: LHAAP-29

4. INSTALLATION: LHAAP

5. ELEVATION	a. DEPTH	b. LEGEND	c. CLASSIFICATION OF MATERIALS (Description)	d. % CORE RECOVERY	e. BOX OR SAMPLE NUMBER	f. REMARKS (Drilling Time, water loss, depth of weathering, etc., if significant)
		10		%		
		11	SILTY CLAY W/ TRACE SAND, LT. BROWN TO GREY, LOW PLAST., STIFF, BRITTLE, DRY	2/2 %		SAMPLE 3 TAKEN 11'-12' @ 0840
		12	SAA	%		
		13	SILTY SAND, LT. BROWN TO GREY, FINE, BRITTLE, DRY	2/2 %		
		14	SANDY SILT W/ CLAY, GREY, LOW PLAST., SOFT, BRITTLE, DRY	2/2 %		SAMPLE 4 TAKEN 15'-16' @ 0845
		15				
		16		%		
				%		
				%		
				%		
				%		
				%		

1. HOLE NUMBER

DRILLING LOG For use of this form, see EM 1110-1-1804; the proponent agency is CECW-EG.	2. DIVISION	3. INSTALLATION LHAAP	SHEET 1 OF 2 SHEETS

4. PROJECT LHAAP-29	13. SIZE AND TYPE OF BIT 2¼" DIAMETER
5. LOCATION *(Coordinates or Station)* LHAAP	14. DATUM FOR ELEVATION SHOWN *(TBM or MSL)* —
6. DRILLING AGENCY ~~KERRI POWELL~~ WHE	15. MANUFACTURERS DESIGNATION OF DRILL GEOPROBE 7822DT
7. HOLE NUMBER *(as shown on drawing title and title number)* 29SB163	16. TOTAL NO. OF OVER BURDEN SAMPLES TAKEN: a. DISTURBED — ; b. UNDISTURBED —
8. NAME OF DRILLER KERRI POWELL	17. TOTAL NUMBER CORE BOXES —
9. DIRECTION OF HOLE ☒ a. VERTICAL ☐ b. INCLINED c. DEG. FROM VERT.	18. ELEVATION GROUND WATER —
10. THICKNESS OF OVERBURDEN —	19. DATE HOLE *(YYYYMMDD)*: a. STARTED 03/04/2021 ; b. COMPLETED 03/04/2021
11. DEPTH DRILLED INTO ROCK —	20. ELEVATION TOP OF HOLE *(feet)* —
12. TOTAL DEPTH OF HOLE 16' BGS	21. TOTAL CORE RECOVERY FOR BORING % —
	22. SIGNATURE OF INSPECTOR JL Mower

23. ELEVATION	a. DEPTH	b. LEGEND	c. CLASSIFICATION OF MATERIALS *(Description)*	d. % CORE RECOVERY	e. BOX OR SAMPLE NUMBER	f. REMARKS *(Drilling Time, water loss, depth of weathering, etc., if significant)*
		1	SANDY CLAY, DARK BROWN, LOW PLAST., SOFT, WET	2.5/4 %		
		2	CLAY, MOTTLED LT. BROWN & GREY, HIGH PLAST, STIFF, MOIST	%		
		3		%		SAMPLE 1 TAKEN 3'-4' @ 0900
		4				
		5	SILTY CLAY, MOTTLED LT. BROWN & GREY, MED TO LOW PLAST, STIFF, DRY TO MOIST	4/4 %		
		6		%		
		7	CLAYEY SAND, REDDISH BROWN, MED TO COARSE, DRY	%		SAMPLE 2 TAKEN 7'-8' @ 0905
		8				
		9	SANDY SILT W/ CLAY, MOTTLED GREY & ORANGE, LOW PLAST., BRITTLE, DRY	2/2 %		

DRILLING LOG (Continuation Sheet) For use of this form, see EM 1110-1-1804; the proponent agency is CECW-EG.	1. ELEVATION TOP OF HOLE	2. HOLE NUMBER 29SB163	SHEET 2 OF 2 SHEETS
3. PROJECT LHAAP-29		4. INSTALLATION LHAAP	

5. ELEVATION	a. DEPTH	b. LEGEND	c. CLASSIFICATION OF MATERIALS (Description)	d. % CORE RECOVERY	e. BOX OR SAMPLE NUMBER	f. REMARKS (Drilling Time, water loss, depth of weathering, etc., if significant)
		10		%		
		11	SILTY CLAY, GREY, BRITTLE, LOW PLAST., DRY	2/2 %		SAMPLE 3 TAKEN 11'-12' @ 0910
		12	SAA	%		
		13	~~SILTY~~ CLAYEY SILT W/ SAND, GREY, BRITTLE, DRY	2/2		
		14		%		
		15	SILTY SAND W/ CLAY, LT. BROWN, MED STIFF, FINE, DRY	2/2 %		SAMPLE 4 TAKEN 15'-16' @ 0915
		16		%		
				%		
				%		
				%		
				%		
				%		

01123779

1. HOLE NUMBER

DRILLING LOG For use of this form, see EM 1110-1-1804; the proponent agency is CECW-EG.	2. DIVISION	3. INSTALLATION LHAAP	SHEET 1 OF 2 SHEETS

4. PROJECT LHAAP-29	13. SIZE AND TYPE OF BIT 2 ¼" DIAMETER
5. LOCATION *(Coordinates or Station)* LHAAP	14. DATUM FOR ELEVATION SHOWN *(TBM or MSL)* —
6. DRILLING AGENCY WHE	15. MANUFACTURERS DESIGNATION OF DRILL GEOPROBE 7822DT
7. HOLE NUMBER *(as shown on drawing title and title number)* 295B164	16. TOTAL NO. OF OVER BURDEN SAMPLES TAKEN: a. DISTURBED — ; b. UNDISTURBED —
8. NAME OF DRILLER KERRI POWELL	17. TOTAL NUMBER CORE BOXES —
9. DIRECTION OF HOLE ☒ a. VERTICAL ☐ b. INCLINED c. DEG. FROM VERT.	18. ELEVATION GROUND WATER —
10. THICKNESS OF OVERBURDEN —	19. DATE HOLE *(YYYYMMDD)*: a. STARTED 03/04/2021; b. COMPLETED 03/04/2021
11. DEPTH DRILLED INTO ROCK —	20. ELEVATION TOP OF HOLE *(feet)* —
12. TOTAL DEPTH OF HOLE 16' BGS	21. TOTAL CORE RECOVERY FOR BORING % —
	22. SIGNATURE OF INSPECTOR John Moore

23. ELEVATION	a. DEPTH	b. LEGEND	c. CLASSIFICATION OF MATERIALS *(Description)*	d. % CORE RECOVERY	e. BOX OR SAMPLE NUMBER	f. REMARKS *(Drilling Time, water loss, depth of weathering, etc., if significant)*
		1	CLAY, LT. BROWN, MED TO HIGH PLAST., MED. STIFF, WET	2/4 %		
		2				
		3				SAMPLE 1 TAKEN 3'-4' @ 1040
		4				
		5	CLAY, LT. BROWN TO GREY, HIGH PLAST., STIFF, MOIST	3.5/4 %		
		6				
		7				SAMPLE 2 TAKEN 7'-8' @ 1045
		8				
		9	SAA	2/2 %		
			SILTY SAND, LT. BROWN, LOOSE, FINE TO MED., DRY ~~TO MOIST~~			

ENG FORM 1836, MAR 1971 PREVIOUS EDITIONS ARE OBSOLETE. (Translucent) PROJECT HOLE NUMBER

VERSION 1.0

DRILLING LOG *(Continuation Sheet)*
For use of this form, see EM 1110-1-1804; the proponent agency is CECW-EG.

1. ELEVATION TOP OF HOLE:
2. HOLE NUMBER: 29SB264
SHEET 2 OF 2 SHEETS
3. PROJECT: LHAAP-29
4. INSTALLATION: LHAAP

5. ELEVATION	a. DEPTH	b. LEGEND	c. CLASSIFICATION OF MATERIALS (Description)	d. % CORE RECOVERY	e. BOX OR SAMPLE NUMBER	f. REMARKS (Drilling Time, water loss, depth of weathering, etc., if significant)
		10	SAA	2/2		
		11	CLAYEY SAND W/ SILT, LT. BROWN, DRY			SAMPLE 3 TAKEN 11'-12' @ 1050
		12	SILTY CLAY W/ SAND, LT. BROWN, STIFF, LOW PLAST., DRY	2/2		
		13				
		14	SAA, REDDISH BRWN. TO LIGHT BROWN	2/2		
		15				SAMPLE 4 TAKEN 15'-16' @ 1055
		16				

ENG FORM 1836A, JUN 1967 PREVIOUS EDITIONS ARE OBSOLETE. *(Translucent)*

6. PROJECT

7. HOLE NUMBER

VERSION 1.0

01123781

1. HOLE NUMBER

DRILLING LOG For use of this form, see EM 1110-1-1804; the proponent agency is CECW-EG.	2. DIVISION	3. INSTALLATION LHAAP	SHEET 1 OF 2 SHEETS

4. PROJECT LHAAP-29	13. SIZE AND TYPE OF BIT 2 1/4" DIAMETER
	14. DATUM FOR ELEVATION SHOWN *(TBM or MSL)* —
5. LOCATION *(Coordinates or Station)* LHAAP	15. MANUFACTURERS DESIGNATION OF DRILL GEOPROBE 7822DT
6. DRILLING AGENCY WHE	16. TOTAL NO. OF OVER BURDEN SAMPLES TAKEN — a. DISTURBED — b. UNDISTURBED —
7. HOLE NUMBER *(as shown on drawing title and title number)* 29SB165	17. TOTAL NUMBER CORE BOXES —
8. NAME OF DRILLER KERRI POWELL	18. ELEVATION GROUND WATER —
9. DIRECTION OF HOLE ☒ a. VERTICAL ☐ b. INCLINED c. DEG. FROM VERT.	19. DATE HOLE *(YYYYMMDD)* a. STARTED 03/09/2021 b. COMPLETED 03/09/2021
10. THICKNESS OF OVERBURDEN —	20. ELEVATION TOP OF HOLE *(feet)* —
11. DEPTH DRILLED INTO ROCK —	21. TOTAL CORE RECOVERY FOR BORING % —
12. TOTAL DEPTH OF HOLE 16' BGS	22. SIGNATURE OF INSPECTOR [signature]

23. ELEVATION	a. DEPTH	b. LEGEND	c. CLASSIFICATION OF MATERIALS *(Description)*	d. % CORE RECOVERY	e. BOX OR SAMPLE NUMBER	f. REMARKS *(Drilling Time, water loss, depth of weathering, etc., if significant)*
		1 2 3 4	SILTY CLAY, TRACE SAND, MOTTLED LT. BROWN RED & GREY, MED. PLAST., MED. STIFF TO SOFT, WET	3.5/4 %		SAMPLE 1 TAKEN 3'-4' @ 1100
		5	SANDY CLAY, LT. BROWN TO GREY, LOW PLAST., STIFF, DRY	%		
		6 7 8	CLAY, LT. BROWN TO GREY, HIGH PLAST., STIFF, MOIST	3.5/4 %		SAMPLE 2 TAKEN 7'-8' @ 1105
		9		%		

ENG FORM 1836, MAR 1971 PREVIOUS EDITIONS ARE OBSOLETE. *(Translucent)* PROJECT HOLE NUMBER

VERSION 1.0

DRILLING LOG (Continuation Sheet) For use of this form, see EM 1110-1-1804; the proponent agency is CECW-EG.	1. ELEVATION TOP OF HOLE	2. HOLE NUMBER 29SB165	SHEET 2 OF 2 SHEETS
3. PROJECT LHAAP-29		4. INSTALLATION LHAAP	

5. ELEVATION	a. DEPTH	b. LEGEND	c. CLASSIFICATION OF MATERIALS (Description)	d. % CORE RECOVERY	e. BOX OR SAMPLE NUMBER	f. REMARKS (Drilling Time, water loss, depth of weathering, etc., if significant)
		10	SANDY CLAY, LT. BROWN, LOW PLAST., BRITTLE, STIFF, DRY ~~TO MOIST~~	% 4/4 %		
		11				SAMPLE 3 TAKEN 11'-12' @ 1110
		12				
		13	CLAY, LT. BROWN, HIGH PLAST., STIFF, MOIST	% 4/4 %		
		14				
		15		%		SAMPLE 4 TAKEN 15'-16' @ 1115
		16				DUP-17 @ 1215
				%		
				%		
				%		
				%		
				%		
				%		

01123783

1. HOLE NUMBER

DRILLING LOG
For use of this form, see EM 1110-1-1804; the proponent agency is CECW-EG.

2. DIVISION: —

3. INSTALLATION: LHAAP

SHEET 1 OF 2 SHEETS

4. PROJECT: LHAAP-29

5. LOCATION (Coordinates or Station): LHAAP

6. DRILLING AGENCY: WHE

7. HOLE NUMBER (as shown on drawing title and title number): 29SB166

8. NAME OF DRILLER: KERRI POWELL

9. DIRECTION OF HOLE: [X] a. VERTICAL [ ] b. INCLINED c. DEG. FROM VERT.

10. THICKNESS OF OVERBURDEN: —

11. DEPTH DRILLED INTO ROCK: —

12. TOTAL DEPTH OF HOLE: 16' BGS

13. SIZE AND TYPE OF BIT: 2 1/4" DIAMETER

14. DATUM FOR ELEVATION SHOWN (TBM or MSL): —

15. MANUFACTURERS DESIGNATION OF DRILL: GEOPROBE 7822DT

16. TOTAL NO. OF OVER BURDEN SAMPLES TAKEN: a. DISTURBED —; b. UNDISTURBED —

17. TOTAL NUMBER CORE BOXES: —

18. ELEVATION GROUND WATER: —

19. DATE HOLE (YYYYMMDD): a. STARTED 03/03/2021; b. COMPLETED 03/03/2021

20. ELEVATION TOP OF HOLE (feet): —

21. TOTAL CORE RECOVERY FOR BORING %: —

22. SIGNATURE OF INSPECTOR: [signature]

23. ELEVATION	a. DEPTH	b. LEGEND	c. CLASSIFICATION OF MATERIALS (Description)	d. % CORE RECOVERY	e. BOX OR SAMPLE NUMBER	f. REMARKS (Drilling Time, water loss, depth of weathering, etc., if significant)
		1	SILTY CLAY, LT. BROWN TO GREY, MED. PLAST., MED. STIFF, WET	3.5/4 %		
		2		%		
		3		%		SAMPLE 1 TAKEN 3'-4' BGS @ 1650
		4	CLAYEY SAND, LT. BROWN TO ORANGE, BRITTLE, FINE, DRY	%		
		5		4/4 %		
		6	SANDY CLAY, LT. BROWN, MED. PLAST., STIFF, DRY	%		
		7		%		SAMPLE 2 TAKEN 7'-8' BGS @ 1655
		8		%		
		9		%		

ENG FORM 1836, MAR 1971 PREVIOUS EDITIONS ARE OBSOLETE. (Translucent)

PROJECT

HOLE NUMBER

VERSION 1.0

DRILLING LOG (Continuation Sheet) For use of this form, see EM 1110-1-1804; the proponent agency is CECW-EG.	1. ELEVATION TOP OF HOLE —	2. HOLE NUMBER 29SB166	SHEET 2 OF 2 SHEETS
3. PROJECT		4. INSTALLATION LHAAP	

5. ELEVATION	a. DEPTH	b. LEGEND	c. CLASSIFICATION OF MATERIALS (Description)	d. % CORE RECOVERY	e. BOX OR SAMPLE NUMBER	f. REMARKS (Drilling Time, water loss, depth of weathering, etc., if significant)
		10	SILTY CLAY, LT. BROWN, HIGH PLASTICITY, MED. STIFFNESS, MOIST	2.5/4 %	~~2.5~~ 4	
		11		%		SAMPLE 3 TAKEN 11'-12' @ 1700
		12	CLAY, LT. BROWN TO GREY, HIGH PLAST., STIFF, DRY TO MOIST	2/2 %		
		13				
		14		%		
		15	SILTY CLAY, LT. BROWN TO GREY, LOW PLAST, BRITTLE, DRY	2/2		SAMPLE 4 TAKEN 15'-16' @ 1705
			SAND, LT. BROWN, FINE	%		
		16	SILTY CLAY, LT. BROWN, LOW PLAST., BRITTLE, DRY			
				%		
				%		
				%		
				%		
				%		
				%		

ENG FORM 1836A, JUN 1967 PREVIOUS EDITIONS ARE OBSOLETE. (Translucent)

6. PROJECT

7. HOLE NUMBER

VERSION 1.0

Attachment 2.
Data Validation Report

This page intentionally left blank.

DATA VALIDATION REPORT

Explosives by USEPA SW-846 Method 8330A

Project:	USACE Longhorn Army Ammunition Plant (LHAAP), Texas Soils – March 2021 – Site 29
Project/Task Number:	10246337 - 9
Sample Data Package:	M1C0514, M1C0730, M1C1285, M1C1286, M1C1287, M1C1288
Laboratory:	Microbac Labs, Marietta, Ohio
Sample Matrix:	Soil, Groundwater, sludge in pipes
Sampling Dates:	02-10 March 2021
Validation Guidelines:	-Project QAPP *(Final Quality Assurance Project Plan for Longhorn Army Ammunition Plant, Karnack, Texas [July 2014]*); -United States Environmental Protection Agency (USEPA) *Test Methods for Evaluating Solid Waste, Physical/Chemical Meth*ods, *3rd edition* (SW-846); -US DoD *General Data Validation Guidelines* (Environmental Data Quality Workgroup [EDQW], February 09, 2018)*;* -USACE *Environmental Quality Guidance for Evaluating Performance-Based Chemical Data* (USACE, EM 200-1-10, June 30, 2005); and -professional judgment
Validation Level:	Stage 2BVM (100% of data), Stage 3VM (10% of data)
Data Reviewer:	Lynn K. Lutz, HDR

Explosives					
Sample ID	**Lab ID**	**Date**	**Sample ID**	**Lab ID**	**Date**
29SB118 (3-4)	M1C0514-17	3/2/21	29SB146 (3-4)	M1C1288-03	3/9/21
29SB118 (7-8)	M1C0514-19	3/2/21	29SB146 (7-8)	M1C1288-04	3/9/21
29SB118 (7-8) MS	M1C0514-19 MS	3/2/21	29SB146 (11-12)	M1C1288-05	3/9/21
29SB118 (7-8) MSD	M1C0514-19 MSD	3/2/21	29SB146 (15-16)	M1C1288-06	3/9/21
29SB118 (11-12)	M1C0514-20	3/2/21	29SB147 (3-4)	M1C1288-07	3/9/21
29SB118 (15-16)	M1C0514-21	3/2/21	29SB147 (7-8)	M1C1288-08	3/9/21
29SB119 (3-4)	M1C0514-23	3/2/21	29SB147 (11-12)	M1C1288-09	3/9/21
29SB119 (7-8)	M1C0514-24	3/2/21	29SB147 (15-16)	M1C1288-10	3/9/21
29SB119 (11-12)	M1C0514-25	3/2/21	29SB148 (3-4)	M1C1287-11	3/8/21
29SB119 (15-16)	M1C0514-26	3/2/21	29SB148 (7-8)	M1C1287-12	3/8/21
29SB120 (3-4)	M1C0514-27	3/2/21	29SB148 (7-8) MS	M1C1287-12 MS	3/8/21
29SB120 (7-8)	M1C0514-28	3/2/21	29SB148 (7-8) MSD	M1C1287-12 MSD	3/8/21
29SB120 (11-12)	M1C0514-29	3/2/21	29SB148 (11-12)	M1C1287-13	3/8/21
29SB120 (15-16)	M1C0514-30	3/2/21	29SB148 (15-16)	M1C1287-14	3/8/21
29SB121 (3-4)	M1C0514-13	3/2/21	29SB149 (3-4)	M1C0730-50	3/4/21
29SB121 (7-8)	M1C0514-14	3/2/21	29SB149 (7-8)	M1C0730-51	3/4/21
29SB121 (11-12)	M1C0514-15	3/2/21	29SB149 (11-12)	M1C0730-52	3/4/21
29SB121 (15-16)	M1C0514-16	3/2/21	29SB149 (15-16)	M1C0730-53	3/4/21
29SB122 (3-4)	M1C0514-31	3/2/21	29SB150 (3-4)	M1C0730-54	3/4/21
29SB122 (7-8)	M1C0514-33	3/2/21	29SB150 (7-8)	M1C0730-55	3/4/21
29SB122 (11-12)	M1C0514-34	3/2/21	29SB150 (11-12)	M1C0730-56	3/4/21
29SB122 (15-16)	M1C0514-35	3/2/21	29SB150 (15-16)	M1C0730-57	3/4/21
29SB123 (2-3)	M1C0514-09	3/2/21	29SB151 (3-4)	M1C0730-58	3/4/21
29SB123 (7-8)	M1C0514-10	3/2/21	29SB151 (7-8)	M1C0730-59	3/4/21
29SB123 (11-12)	M1C0514-11	3/2/21	29SB151 (11-12)	M1C0730-41	3/4/21
29SB123 (15-16)	M1C0514-12	3/2/21	29SB151 (15-16)	M1C0730-42	3/4/21
29SB124 (3-4)	M1C0514-05	3/2/21	29SB152 (3-4)	M1C0730-43	3/4/21
29SB124 (7-8)	M1C0514-06	3/2/21	29SB152 (7-8)	M1C0730-44	3/4/21
29SB124 (11-12)	M1C0514-07	3/2/21	29SB152 (11-12)	M1C0730-45	3/4/21
29SB124 (15-16)	M1C0514-08	3/2/21	29SB152 (15-16)	M1C0730-46	3/4/21
29SB125 (3-4)	M1C0514-01	3/2/21	29SB153 (3-4)	M1C0730-13	3/4/21
29SB125 (6-7)	M1C0514-02	3/2/21	29SB153 (7-8)	M1C0730-14	3/4/21
29SB125 (11-12)	M1C0514-03	3/2/21	29SB153 (11-12)	M1C0730-15	3/4/21
29SB125 (15-16)	M1C0514-04	3/2/21	29SB153 (15-16)	M1C0730-16	3/4/21
29SB126 (1-2)	M1C0514-40	3/2/21	29SB154 (3-4)	M1C1285-06	3/10/21
29SB126 (3-4)	M1C0514-42	3/2/21	29SB154 (6-7)	M1C1285-07	3/10/21
29SB126 (5-6)	M1C0514-43	3/2/21	29SB154 (10-11)	M1C1285-08	3/10/21
29SB126 (7-8)	M1C0514-44	3/2/21	29SB155 (11-12)	M1C1288-11	3/9/21
29SB126 (7-8) MS	M1C0514-44 MS	3/2/21	29SB155 (15-16)	M1C1288-12	3/9/21
29SB126 (7-8) MSD	M1C0514-44 MSD	3/2/21	29SB156 (9-10)	M1C1288-20	3/10/21
29SB127 (1-2)	M1C0514-62	3/3/21	29SB156 (12-13)	M1C1285-01	3/10/21
29SB127 (3-4)	M1C0514-63	3/3/21	29SB156 (16-17)	M1C1285-02	3/10/21
29SB127 (5-6)	M1C0514-65	3/3/21	29SB157 (5.5-6.5)	M1C1285-03	3/10/21
29SB127 (7-8)	M1C0514-66	3/3/21	29SB157 (8.5-9.5)	M1C1285-04	3/10/21
29SB127 (7-8) MS	M1C0514-66 MS	3/3/21	29SB157 (12.5-13.5)	M1C1285-05	3/10/21
29SB127 (7-8) MSD	M1C0514-66 MSD	3/3/21	29SB158 (10-11)	M1C1285-12	3/10/21
29SB128 (1-2)	M1C0514-67	3/3/21	29SB158 (13-14)	M1C1285-13	3/10/21
29SB128 (3-4)	M1C0514-68	3/3/21	29SB158 (17-18)	M1C1285-14	3/10/21
29SB128 (5-6)	M1C0514-69	3/3/21	29SB159 (1.5-2.5)	M1C1285-09	3/10/21
29SB128 (7-8)	M1C0514-70	3/3/21	29SB159 (4.5-5.5)	M1C1285-10	3/10/21
29SB129 (1-2)	M1C0514-36	3/2/21	29SB159 (8.5-9.5)	M1C1285-11	3/10/21
29SB129 (3-4)	M1C0514-37	3/2/21	29SB160 (3-4)	M1C0730-05	3/3/21
29SB129 (5-6)	M1C0514-38	3/2/21	29SB160 (7-8)	M1C0730-06	3/3/21

29SB129 (7-8)	M1C0514-39	3/2/21	29SB160 (11-12)	M1C0730-07	3/3/21
29SB130 (1-2)	M1C0514-53	3/2/21	29SB160 (15-16)	M1C0730-08	3/3/21
29SB130 (3-4)	M1C0514-54	3/2/21	29SB161 (3-4)	M1C0730-09	3/4/21
29SB130 (5-6)	M1C0514-56	3/2/21	29SB161 (7-8)	M1C0730-10	3/4/21
29SB130 (7-8)	M1C0514-57	3/2/21	29SB161 (11-12)	M1C0730-11	3/4/21
29SB131 (1-2)	M1C0514-58	3/2/21	29SB161 (15-16)	M1C0730-12	3/4/21
29SB131 (3-4)	M1C0514-59	3/2/21	29SB162 (3-4)	M1C0730-27	3/4/21
29SB131 (5-6)	M1C0514-60	3/2/21	29SB162 (7-8)	M1C0730-28	3/4/21
29SB131 (7-8)	M1C0514-61	3/2/21	29SB162 (11-12)	M1C0730-29	3/4/21
29SB132 (1-2)	M1C0514-45	3/2/21	29SB162 (15-16)	M1C0730-30	3/4/21
29SB132 (3-4)	M1C0514-46	3/2/21	29SB163 (3-4)	M1C0730-35	3/4/21
29SB132 (5-6)	M1C0514-47	3/2/21	29SB163 (7-8)	M1C0730-36	3/4/21
29SB132 (7-8)	M1C0514-48	3/2/21	29SB163 (11-12)	M1C0730-37	3/4/21
29SB133 (1-2)	M1C0514-49	3/2/21	29SB163 (15-16)	M1C0730-38	3/4/21
29SB133 (3-4)	M1C0514-50	3/2/21	29SB164 (3-4)	M1C0730-31	3/4/21
29SB133 (5-6)	M1C0514-51	3/2/21	29SB164 (7-8)	M1C0730-32	3/4/21
29SB133 (7-8)	M1C0514-52	3/2/21	29SB164 (11-12)	M1C0730-33	3/4/21
29SB134 (5-6)	M1C1288-17	3/10/21	29SB164 (15-16)	M1C0730-34	3/4/21
29SB134 (8-9)	M1C1288-18	3/10/21	29SB165 (3-4)	M1C1288-13	3/9/21
29SB134 (12-13)	M1C1288-19	3/10/21	29SB165 (7-8)	M1C1288-14	3/9/21
29SB135 (3-4)	M1C0730-39	3/4/21	29SB165 (11-12)	M1C1288-15	3/9/21
29SB135 (7-8)	M1C0730-40	3/4/21	29SB165 (15-16)	M1C1288-16	3/9/21
29SB135 (11-12)	M1C0730-21	3/4/21	29SB166 (3-4)	M1C0730-01	3/3/21
29SB135 (15-16)	M1C0730-22	3/4/21	29SB166 (7-8)	M1C0730-02	3/3/21
29SB136 (3-4)	M1C0730-23	3/4/21	29SB166 (11-12)	M1C0730-03	3/3/21
29SB136 (7-8)	M1C0730-24	3/4/21	29SB166 (15-16)	M1C0730-04	3/3/21
29SB136 (11-12)	M1C0730-25	3/4/21			
29SB136 (15-16)	M1C0730-26	3/4/21	29SB134	M1C1286-09	3/10/21
29SB137 (3-4)	M1C1287-15	3/8/21	29SB154	M1C1286-10	3/10/21
29SB137 (7-8)	M1C1287-16	3/8/21	29SB155	M1C1286-11	3/9/21
29SB137 (7-8) MS	M1C1287-16 MS	3/8/21	29SB158	M1C1286-12	3/10/21
29SB137 (7-8) MSD	M1C1287-16 MSD	3/8/21	29SB158 MS	M1C1286-12 MS	3/10/21
29SB137 (11-12)	M1C1287-17	3/8/21	29SB158 MSD	M1C1286-12 MSD	3/10/21
29SB137 (15-16)	M1C1287-18	3/8/21			
29SB138 (3-4)	M1C1287-09	3/8/21	29SB134 PIPE	M1C1286-01	3/10/21
29SB138 (7-8)	M1C1287-10	3/8/21	29SB141 PIPE	M1C1286-02	3/9/21
29SB138 (11-12)	M1C1286-17	3/8/21	29SB154 PIPE	M1C1286-03	3/10/21
29SB138 (11-12) MS	M1C1286-17 MS	3/8/21	29SB155 PIPE	M1C1286-04	3/9/21
29SB138 (11-12) MSD	M1C1286-17 MSD	3/8/21	29SB156 PIPE	M1C1286-05	3/9/21
29SB138 (15-16)	M1C1286-18	3/8/21	29SB157 PIPE	M1C1286-06	3/9/21
29SB139 (3-4)	M1C1287-19	3/9/21	29SB158 PIPE	M1C1286-07	3/10/21
29SB139 (7-8)	M1C1287-20	3/9/21	29SB159 PIPE	M1C1286-08	3/10/21
29SB139 (11-12)	M1C1288-01	3/9/21			
29SB139 (15-16)	M1C1288-02	3/9/21	DUP-01	M1C0514-18	3/2/21
29SB140 (3-4)	M1C0730-17	3/4/21	DUP-02	M1C0514-22	3/2/21
29SB140 (7-8)	M1C0730-18	3/4/21	DUP-03	M1C0514-32	3/2/21
29SB140 (11-12)	M1C0730-19	3/4/21	DUP-04	M1C0514-41	3/2/21
29SB140 (15-16)	M1C0730-20	3/4/21	DUP-05	M1C0514-55	3/2/21
29SB141 (10-11)	M1C1285-15	3/10/21	DUP-06	M1C0514-64	3/3/21
29SB141 (13-14)	M1C1285-16	3/10/21	DUP7	M1C1285-18	3/8/21
29SB141 (17-18)	M1C1285-17	3/10/21	DUP8	M1C1285-19	3/8/21
29SB142 (3-4)	M1C1286-23	3/8/21	DUP9	M1C1285-20	3/8/21
29SB142 (7-8)	M1C1286-24	3/8/21	DUP10	M1C1285-21	3/8/21
29SB142 (11-12)	M1C1286-25	3/8/21	DUP11	M1C1285-22	3/8/21
29SB142 (15-16)	M1C1286-26	3/8/21	DUP12	M1C1285-23	3/8/21

29SB142 (15-16) MS	M1C1286-26 MS	3/8/21	DUP13	M1C1285-24	3/8/21
29SB142 (15-16) MSD	M1C1286-26 MSD	3/8/21	DUP14	M1C1285-25	3/9/21
29SB143 (3-4)	M1C1286-19	3/8/21	DUP15	M1C1285-26	3/9/21
29SB143 (7-8)	M1C1286-20	3/8/21	DUP16	M1C1285-27	3/9/21
29SB143 (11-12)	M1C1286-21	3/8/21	DUP17	M1C1285-28	3/9/21
29SB143 (15-16)	M1C1286-22	3/8/21	DUP18	M1C1285-29	3/9/21
29SB143 (15-16) MS	M1C1286-22 MS	3/8/21	DUP19	M1C1285-30	3/10/21
29SB143 (15-16) MSD	M1C1286-22 MSD	3/8/21	DUP20	M1C1286-13	3/9/21
29SB144 (3-4)	M1C1287-05	3/8/21	EB-01	M1C0514-71	3/2/21
29SB144 (7-8)	M1C1287-06	3/8/21	EB-02	M1C0514-72	3/3/21
29SB144 (7-8) MS	M1C1287-06 MS	3/8/21	EB03	M1C0730-47	3/3/21
29SB144 (7-8) MSD	M1C1287-06 MSD	3/8/21	EB04	M1C0730-48	3/4/21
29SB144 (11-12)	M1C1287-07	3/8/21	EB05	M1C0730-49	3/4/21
29SB144 (15-16)	M1C1287-08	3/8/21	EB6	M1C1286-14	3/8/21
29SB145 (3-4)	M1C1287-01	3/8/21	EB7	M1C1286-15	3/9/21
29SB145 (7-8)	M1C1287-02	3/8/21	EB8 (from water in pipes)	M1C1286-16	3/10/21
29SB145 (11-12)	M1C1287-03	3/8/21			
29SB145 (11-12) MS	M1C1287-03 MS	3/8/21			
29SB145 (11-12) MSD	M1C1287-03 MSD	3/8/21			
29SB145 (15-16)	M1C1287-04	3/8/21			

SUMMARY

One hundred percent of the data underwent Stage 2BVM level validation. Ten percent of the data underwent Stage 3VM level validation.

Laboratory data were acceptable with qualification as noted below. No data were rejected. Completeness was 100%, which met the goal of 90% for the project.

I. SAMPLE RECEIPT / CHAIN OF CUSTODY

Samples were received at -0.2°C to 3.3°C, within the correct temperature range of 0-6°C. (The cooler received at -0.2°C was not noted to have any problem with freezing.) The chains of custody (COCs) were filled out and signed. No qualification was required.

A soil IDW sample was collected but was not validated.

II. HOLDING TIMES AND PRESERVATION

Holding time and preservation criteria were generally met except as discussed below.

Explosives: Some samples were extracted outside the 14 day holding time, sometimes due to reextraction because of low surrogate recoveries. These results have been qualified as shown in the table below.

Sample ID	Days past holding time	Qualifiers	Sample ID	Days past holding time	Qualifiers
29SB126 (1-2)	15	J / UJ	29SB131 (5-6)	24	J / UJ
DUP-04	15	J / UJ	29SB131 (7-8)	24	J / UJ
29SB126 (3-4) (5-6) (7-8)	15	J / UJ	29SB127 (1-2)	23	J / UJ

29SB132 (all 4 depths)	15	J / UJ	DUP-06	23	J / UJ
29SB133 (all 4 depths)	15	J / UJ	29SB127 (7-8)	23	J / UJ
29SB130 (all 4 depths)	15	J / UJ	29SB128 (1-2)	23	J / UJ
DUP-05	15	J / UJ	29SB128 (3-4)	23	J / UJ
29SB131 (1-2)	15	J / UJ	29SB128 (5-6)	23	J / UJ
29SB164 (3-4)	24	J / UJ	29SB128 (7-8)	23	J / UJ

III. INSTRUMENT PERFORMANCE

Explosives: Not applicable.

IV. INSTRUMENT CALIBRATION

INITIAL CALIBRATIONS

Explosives: The calibration curve included a standard at or below the LOQ. Calibration requirements were met. No qualification was required.

SECOND SOURCE STANDARDS (ICV)

Explosives: All analytes had %D values less than 20%. No qualification was required.

CONTINUING CALIBRATIONS (CCV)

Explosives: Some CCVs had %D values above the 20% limit, and associated sample results required qualification as shown in the table below.

CCV	Analyte	%D	Associated Samples	Qualifier
HPLC5 4/12/21 12:27	2,4-Dinitrotoluene	+23%	29SB163 (3-4) Samples in M1C1285 Samples in M1C1286 Samples in M1C1287	None- ND
			29SB152 (3-4)	J+
HPLC6 4/13/21 11:12	1,3-Dinitrobenzene	+28%	Samples in M1C1285 Samples in M1C1286	None - ND
			Samples in M1C1287	No applicable samples

V. BLANKS

METHOD BLANKS (MB)

Explosives: Explosives were not detected in the method blanks. No qualification was required.

EQUIPMENT RINSE BLANKS (EB)

DATA VALIDATION REPORT

Low-Level Explosives by USEPA SW-846 Method 8321A

Project: USACE Longhorn Army Ammunition Plant (LHAAP), Texas Soils – March 2022 – Site 29
Project/Task Number: 10246337 - 9
Sample Data Package: 280-160187-1, 280-160190-1
Laboratory: Eurofins TestAmerica (ETA), Arvada, Colorado
Sample Matrix: Soil and Groundwater
Sampling Dates: 22-24 March 2022
Validation Guidelines: -Project QAPP *(Final Quality Assurance Project Plan for Longhorn Army Ammunition Plant, Karnack, Texas [July 2014]*);
-United States Environmental Protection Agency (USEPA) *Test Methods for Evaluating Solid Waste, Physical/Chemical Meth*ods, *3rd edition* (SW-846);
-US DoD *General Data Validation Guidelines* (Environmental Data Quality Workgroup [EDQW], February 09, 2018)*;*
-USACE *Environmental Quality Guidance for Evaluating Performance-Based Chemical Data* (USACE, EM 200-1-10, June 30, 2005); and
-professional judgment
Validation Level: Stage 2BVM (100% of data), Stage 3VM (10% of data)
Data Reviewer: Lynn K. Lutz, HDR

Sample ID	Lab ID	Matrix	Date Collected	Explosives
29SB183 (1-2)	280-160187-1	Soil	22-Mar-2022	X
29SB183 (3-4)	280-160187-2	Soil	22-Mar-2022	X
29SB183 (3-4) MS	280-160187-2 MS	Soil	22-Mar-2022	X
29SB183 (3-4) MSD	280-160187-2 MSD	Soil	22-Mar-2022	X
DUP-01	280-160187-3	Soil	22-Mar-2022	X
29SB185 (3-4)	280-160187-4	Soil	22-Mar-2022	X
29SB185 (7-8)	280-160187-5	Soil	22-Mar-2022	X
29SB185 (11-12)	280-160187-6	Soil	22-Mar-2022	X
29SB185 (13.5-14)	280-160187-7	Soil	22-Mar-2022	X
29SB186 (9-10)	280-160187-8	Soil	22-Mar-2022	X
29SB186 (11-12)	280-160187-9	Soil	22-Mar-2022	X
29SB186 (13.5-14)	280-160187-10	Soil	22-Mar-2022	X
29SB184 (3-4)	280-160187-11	Soil	22-Mar-2022	X
29SB184 (7-8)	280-160187-12	Soil	22-Mar-2022	X
29SB184 (11-12)	280-160187-13	Soil	22-Mar-2022	X
29SB184 (13.5-14)	280-160187-14	Soil	22-Mar-2022	X
DUP-02	280-160187-15	Soil	22-Mar-2022	X
29SB199 (3-4)	280-160187-16	Soil	22-Mar-2022	X
29SB199 (7-8)	280-160187-17	Soil	22-Mar-2022	X
29SB198 (3-4)	280-160187-18	Soil	22-Mar-2022	X
29SB198 (7-8)	280-160187-19	Soil	22-Mar-2022	X
29SB202 (3-4)	280-160187-20	Soil	22-Mar-2022	X
29SB202 (11-12)	280-160187-21	Soil	22-Mar-2022	X
29SB202 (15-15.5)	280-160187-22	Soil	22-Mar-2022	X
29SB200 (15-15.5)	280-160187-23	Soil	22-Mar-2022	X
DUP-03	280-160187-24	Soil	22-Mar-2022	X
29SB201 (3-4)	280-160187-25	Soil	22-Mar-2022	X

Sample ID	Lab ID	Matrix	Date Collected	Explosives
29SB201 (11-12)	280-160187-26	Soil	22-Mar-2022	X
29SB201 (11-12) MS	280-160187-26 MS	Soil	22-Mar-2022	X
29SB201 (11-12) MSD	280-160187-26 MSD	Soil	22-Mar-2022	X
29SB201 (15-15.5)	280-160187-27	Soil	22-Mar-2022	X
EB-01	280-160187-28	QC Water	22-Mar-2022	X
29SB187 (0-2)	280-160187-29	Soil	23-Mar-2022	X
29SB187 (5-7)	280-160187-30	Soil	23-Mar-2022	X
29SB187 (10-10.5)	280-160187-31	Soil	23-Mar-2022	X
29SB189 (0-2)	280-160187-32	Soil	23-Mar-2022	X
29SB189 (5-7)	280-160187-33	Soil	23-Mar-2022	X
29SB189 (10-10.5)	280-160187-34	Soil	23-Mar-2022	X
29SB188 (7-9)	280-160187-35	Soil	23-Mar-2022	X
29SB188 (10-10.5)	280-160187-36	Soil	23-Mar-2022	X
29SB195 (7-8)	280-160187-37	Soil	23-Mar-2022	X
29SB195 (9.5-10)	280-160187-38	Soil	23-Mar-2022	X
29SB194 (7-8)	280-160187-39	Soil	23-Mar-2022	X
29SB194 (9.5-10)	280-160187-40	Soil	23-Mar-2022	X
DUP-04	280-160187-41	Soil	23-Mar-2022	X
29SB191 (9.5-10)	280-160187-42	Soil	23-Mar-2022	X
29SB197 (3-4)	280-160187-43	Soil	23-Mar-2022	X
29SB197 (3-4) MS	280-160187-43 MS	Soil	23-Mar-2022	X
29SB197 (3-4) MSD	280-160187-43 MSD	Soil	23-Mar-2022	X
29SB197 (7-7.5)	280-160187-44	Soil	23-Mar-2022	X
29SB196 (3-4)	280-160187-45	Soil	23-Mar-2022	X
29SB196 (7-7.5)	280-160187-46	Soil	23-Mar-2022	X
EB-02	280-160187-47	QC Water	23-Mar-2022	X
29SB172 (3-4)	280-160187-48	Soil	24-Mar-2022	X
29SB172 (6-7)	280-160187-49	Soil	24-Mar-2022	X
29SB172 (11-12)	280-160187-50	Soil	24-Mar-2022	X
29SB172 (14.5-15)	280-160187-51	Soil	24-Mar-2022	X
29SB180 (14.5-15)	280-160187-52	Soil	24-Mar-2022	X
29SB173 (3-4)	280-160187-53	Soil	24-Mar-2022	X
29SB173 (6-7)	280-160187-54	Soil	24-Mar-2022	X
29SB173 (11-12)	280-160187-55	Soil	24-Mar-2022	X
29SB173 (14.5-15)	280-160190-1	Soil	24-Mar-2022	X
29SB181 (14.5-15)	280-160190-2	Soil	24-Mar-2022	X
29SB182 (14.5-15)	280-160190-3	Soil	24-Mar-2022	X
29SB175 (3-4)	280-160190-4	Soil	24-Mar-2022	X
29SB175 (6-7)	280-160190-5	Soil	24-Mar-2022	X
29SB175 (11-12)	280-160190-6	Soil	24-Mar-2022	X
29SB175 (14.5-15)	280-160190-7	Soil	24-Mar-2022	X
DUP-05	280-160190-8	Soil	24-Mar-2022	X
29SB167 (3-4)	280-160190-9	Soil	24-Mar-2022	X
29SB167 (6-7)	280-160190-10	Soil	24-Mar-2022	X
29SB167 (11-12)	280-160190-11	Soil	24-Mar-2022	X
29SB167 (14.5-15)	280-160190-12	Soil	24-Mar-2022	X
DUP-06	280-160190-13	Soil	24-Mar-2022	X
29SB176 (14.5-15)	280-160190-14	Soil	24-Mar-2022	X
29SB179 (14.5-15)	280-160190-15	Soil	24-Mar-2022	X
29SB178 (14.5-15)	280-160190-16	Soil	24-Mar-2022	X
29SB177 (14.5-15)	280-160190-17	Soil	24-Mar-2022	X
29SB168 (3-4)	280-160190-18	Soil	24-Mar-2022	X
29SB168 (6-7)	280-160190-19	Soil	24-Mar-2022	X
29SB168 (6-7) MS	280-160190-19 MS	Soil	24-Mar-2022	X

Sample ID	Lab ID	Matrix	Date Collected	Explosives
29SB168 (6-7) MSD	280-160190-19 MSD	Soil	24-Mar-2022	X
29SB168 (11-12)	280-160190-20	Soil	24-Mar-2022	X
29SB168 (14.5-15)	280-160190-21	Soil	24-Mar-2022	X
29SB169 (3-4)	280-160190-22	Soil	24-Mar-2022	X
29SB169 (6-7)	280-160190-23	Soil	24-Mar-2022	X
29SB169 (11-12)	280-160190-24	Soil	24-Mar-2022	X
29SB169 (14.5-15)	280-160190-25	Soil	24-Mar-2022	X
DUP-07	280-160190-26	Soil	24-Mar-2022	X
29SB170 (3-4)	280-160190-27	Soil	24-Mar-2022	X
29SB170 (6-7)	280-160190-28	Soil	24-Mar-2022	X
29SB170 (11-12)	280-160190-29	Soil	24-Mar-2022	X
29SB170 (14.5-15)	280-160190-30	Soil	24-Mar-2022	X
29SB171 (3-4)	280-160190-31	Soil	24-Mar-2022	X
29SB171 (6-7)	280-160190-32	Soil	24-Mar-2022	X
29SB171 (11-12)	280-160190-33	Soil	24-Mar-2022	X
29SB171 (14.5-15)	280-160190-34	Soil	24-Mar-2022	X
DUP-08	280-160190-35	Soil	24-Mar-2022	X
29SB174 (3-4)	280-160190-36	Soil	24-Mar-2022	X
29SB174 (6-7)	280-160190-37	Soil	24-Mar-2022	X
29SB174 (11-12)	280-160190-38	Soil	24-Mar-2022	X
29SB174 (14.5-15)	280-160190-39	Soil	24-Mar-2022	X
29SB190 (3-4)	280-160190-40	Soil	24-Mar-2022	X
29SB190 (19-20)	280-160190-41	Soil	24-Mar-2022	X
29SB192 (7-8)	280-160190-42	Soil	24-Mar-2022	X
29SB192 (11-12)	280-160190-43	Soil	24-Mar-2022	X
29SB192 (15-16)	280-160190-44	Soil	24-Mar-2022	X
29SB192 (19-20)	280-160190-45	Soil	24-Mar-2022	X
DUP-09	280-160190-46	Soil	24-Mar-2022	X
29SB193 (7-8)	280-160190-47	Soil	24-Mar-2022	X
29SB193 (11-12)	280-160190-48	Soil	24-Mar-2022	X
29SB193 (15-16)	280-160190-49	Soil	24-Mar-2022	X
29SB193 (19-20)	280-160190-50	Soil	24-Mar-2022	X
DUP-10	280-160190-51	Soil	24-Mar-2022	X
29SB203 (3-4)	280-160190-52	Soil	24-Mar-2022	X
29SB203 (3-4) MS	280-160190-52 MS	Soil	24-Mar-2022	X
29SB203 (3-4) MSD	280-160190-52 MSD	Soil	24-Mar-2022	X
29SB203 (7-8)	280-160190-53	Soil	24-Mar-2022	X
29SB204 (3-4)	280-160190-54	Soil	24-Mar-2022	X
29SB204 (7-8)	280-160190-55	Soil	24-Mar-2022	X
EB-03	280-160190-56	QC Water	24-Mar-2022	X

SUMMARY

Samples were prepared by air drying then processing with a puck mill, per Method 8330B, but were analyzed by Method 8321A, so that the prep procedure was the same as for previous samples from this project.

One hundred percent of the data underwent Stage 2BVM level validation. Ten percent of the data underwent Stage 3VM level validation.

Laboratory data were acceptable with qualification as noted below. No data were rejected. Completeness was 100%, which met the goal of 90% for the project.

I. SAMPLE RECEIPT / CHAIN OF CUSTODY

Samples were received at the laboratory at 0.6°C, 1.3°C, and 1.7°C, within the correct temperature range of 0-6°C. The chains of custody (COCs) were filled out and signed. No qualification was required.

II. HOLDING TIMES AND PRESERVATION

Samples were extracted within 14 days of receipt and analyzed within 40 days of extraction. Temperatures of the puck mill remained within the required limits. No qualification was required.

III. INSTRUMENT CALIBRATION

INITIAL CALIBRATIONS

The calibration curve included a standard below the LOQ. Calibration requirements were met. No qualification was required.

SECOND SOURCE STANDARDS (ICV)

All analytes had %D values less than 20%. No qualification was required.

CONTINUING CALIBRATIONS (CCV)

All analytes had %D values less than 20%. No qualification was required.

IV. BLANKS

METHOD BLANKS (MB)

Explosives were not detected in the MBs. No qualification was required.

EQUIPMENT BLANKS (EB)

Explosives were not detected in the EBs. No qualification was required.

V. LABORATORY CONTROL SAMPLES (LCS)

Some recoveries and relative percent differences (RPDs) were outside control limits, and sample results required qualification as shown in the table below.

LCS Prep Batch	Analyte	Recovery	Control Limits	Associated Samples	Qualifier
570053 (water)	Tetryl	OK, 145%	35-138%	EBs	None - ND
570516 (soil)	Tetryl	149%, 146%	36-120%	NA	None - ND
570543 (soil)	Tetryl	149%, 137%	36-120%	NA	None - ND
	2,6-Dinitrotoluene	OK, 77%	86-113%	Samples 280-160187-21 through 280-160187-27 and 280-160187-29 through 280-160187-41	UJ
	4-Amino-2,6-dinitrotoluene	OK, 71%	77-125%		UJ
570718 (soil)	Tetryl	145%, 149%	36-120%	NA	None – ND
570718 SRM	2,4,6-Trinitrotoluene	66%	69-120%	Samples 280-160187-42 through 280-160187-46	UJ

LCS Prep Batch	Analyte	Recovery	Control Limits	Associated Samples	Qualifier
				and 280-160187-48 through 280-160187-55 and 280-160190-1 through 280-160190-7	
571022 (soil)	Tetryl	135%, 136%	36-120%	NA	None – ND
571024 (soil)	Tetryl	160%, 152%	36-120%	NA	None – ND
	HMX	OK, OK, RPD 26%	RPD 20%	NA	None - ND
571025 (soil)	Tetryl	145%, 139%	36-120%	NA	None – ND
571025 SRM	2,4,6-Trinitrotoluene	68%	69-120%	280-160190-48 through 280-160190-55	UJ

VI. SURROGATES

Surrogate recoveries were within control limits, and no qualification was required.

VII. MATRIX SPIKE / MATRIX SPIKE DUPLICATE (MS/MSD)

Some results were outside control limits, and parent samples have been qualified as shown in the table below.

Parent Sample	Analyte	Result	Control Limits	Qualifier
29SB183 (3-4)	Tetryl	131%, 136%	36-120%	None - ND
	4-Amino-2,6-dinitrotoluene	RPD 26%	RPD 20%	None - ND
29SB201 (11-12)	Tetryl	150%, 141%	36-120%	None - ND
29SB197 (3-4)	Tetryl	138%, 136%	36-120%	None - ND
29SB168 (6-7)	Tetryl	142%, 145%	36-120%	None - ND
29SB168 (6-7) 5X dilution	2,4,6-Trinitrotoluene	56%, OK	65-133%	J
	2,4-Dinitrotoluene	Sample >4X spike	RPD OK	None
29SB170 (6-7)	4-Amino-2,6-dinitrotoluene	74%, 73%	77-125%	UJ
	Tetryl	143%, 137%	36-120%	None - ND
29SB203 (3-4)	2-Amino-4,6-dinitrotoluene	66%, 66%	75-130%	UJ
	4-Amino-2,6-dinitrotoluene	33%, 31%	77-125%	UJ
	Tetryl	134%, 145%	36-120%	None - ND

VIII. DUPLICATES

FIELD DUPLICATES

Field duplicate samples were collected as shown in the table below. Results were within the control limits of 50% RPD for soils as specified in the project QAPP except as shown below.

Parent Sample	FD Sample	Parent Sample	FD Sample
29SB183 (1-2)	DUP-01	29SB167 (3-4)	DUP-06
29SB184 (7-8)	DUP-02	29SB169 (6-7)	DUP-07
29SB200 (15-15.5)	DUP-03	29SB171 (11-12)	DUP-08
29SB194 (7-8)	DUP-04	29SB192 (19-20)	DUP-09
29SB175 (11-12)	DUP-05	29SB193 (15-16)	DUP-10

Sample/FD	Analyte	Result	Qualifier
29SB167 (3-4) / DUP-06	2,6-Dinitrotoluene	ND / >LOQ	UJ / J

LAB DUPLICATES AND TRIPLICATES
The lab used the MS/MSD parent samples for lab duplicate and triplicate analyses. RPDs were within the control limits of 50% for soils as specified in the project QAPP. No qualification was required.

IX. LIMITS OF QUANTITATION (LOQs), LIMITS OF DETECTION (LODs), AND DETECTION LIMITS (DLs)

The LOQs should be at or below the project action limits (PALs) as listed in the QAPP.

All nominal LOQs were below the PALs listed in the QAPP except as shown below. The soil LOQs and LODs for both dinitrotoluenes were above the PAL. The DLs for 2,4-dinitrotoluene were also slightly above the PALs. The DLs for 2,6-dinitrotoluene were below the PALs.

In a previous event, the lab's LODs and DLs for these two analytes were well below the PAL. When asked why the current LODs and DLs were so much higher, the lab attributed it to a new MDL study, in which DLs and LODs are subject to change, depending on the age of the instrument, lab conditions, and the standards that were used.

Analyte	Soil LOQ (mg/kg)	Soil LOD (mg/kg)	Soil DL (mg/kg)	TCEQ GW-Ind Soil MSC (mg/kg)
2,4-Dinitrotoluene	***0.092-0.100***	***0.047-0.050***	***0.043-0.047***	0.042
2,6-Dinitrotoluene	***0.092-0.100***	***0.046-0.050***	0.037-0.040	0.042

X. SAMPLE RESULTS / TRANSCRIPTION VERIFICATION

Transcription between the data package and the EDDs was verified. Non-detect sample results were reported to the LOD, and detections between the LOD and DL were reported. Results reported between the LOQ and the DL were qualified as estimated (J).

XI. PARCCS PARAMETERS AND DATA USABILITY

Data were usable as discussed below.

The data quality indicators (DQIs), expressed in terms of precision, accuracy, representativeness, comparability, completeness, and sensitivity (PARCCS parameters), were assessed. This included the evaluation of sample integrity, holding times, trip blanks, rinsate blanks, method blanks, internal standards, surrogate recoveries, MS/MSD results, LCS/D results, and field and lab duplicate precision. The results of the DQI assessment are provided below.

PRECISION
Lab duplicates, LCS/LCSDs, and MS/MSDs are analyzed to assess analysis precision. Field duplicates are collected to assess sampling precision. Precision is best expressed in terms of relative percent difference (RPD).

Lab precision goals were generally met.

RPDs for laboratory duplicate and triplicate sample results were within control limits.

LCS/LCSD RPDs were within control limits except for one HMX RPD. HMX was not detected in the associated samples and did not require qualification. Also, HMX was not a contaminant of concern at this site.

MS/MSD RPDs were within control limits except for one result for 4-amino-2,6-dinitrotoluene; this analyte was not detected in the parent sample and the result did not require qualification.

Field precision goals were met except for 2,6-dinitrotoluene results in one pair of parent/field duplicate samples. This analyte was non-detect in the parent sample but detected above the LOQ in the FD and required qualification of non-detect estimated (UJ) and estimated (J) respectively.

ACCURACY
Accuracy or bias is measured through the analyses of LCSs and LCSDs (lab accuracy) and MSs and MSDs (field accuracy). Sample specific accuracy is measured through surrogate recovery. Accuracy is expressed as percent recovery (%R).

Lab accuracy goals were generally met.

Most LCS recoveries for tetryl were above control limits, but sample results were non-detect and did not require qualification.

One LCS recovery of 2,6-dinitrotoluene and one LCS recovery of 4-amino-2,6-dinitrotoluene were below control limits and required qualification of UJ in the 20 associated samples.

Recoveries of 2,4,6-trinitrotoluene in two standard reference materials (SRMs) were below control limits and required qualification of UJ in the 28 associated samples.

Field accuracy goals were generally met.

All MS and MSD recoveries for tetryl were above control limits, but sample results were non-detect and did not require qualification.

One MS recovery of 2,4,6-trinitrotoluene was below control limits and required qualification of J in the associated parent samples.

Recoveries of the MS and MSD in two samples for 4-amino-2,6-dinitrotoluene were below control limits and required qualification of UJ in the two associated parent samples.

Recoveries of the MS and MSD in one sample for 2-amino-4,6-dinitrotoluene were below control limits and required qualification of UJ in the associated parent sample.

Surrogate recoveries were within control limits.

REPRESENTATIVENESS
Representativeness refers to the degree sample data accurately and precisely describes the population of samples at a sampling point or under certain environmental conditions. Samples that are not properly preserved or are analyzed beyond holding times may not be considered representative. Review of sampling procedures, laboratory preparation, analysis holding times, and blank analysis help in providing this assessment.

Representativeness goals were met.

COMPARABILITY
The selection of standardized methods and consistent laboratory practices facilitates the comparison of data between sampling events.

Comparability goals were not met across the life of the project. Samples collected in 2021 and 2022 (this current set of samples) were analyzed by Method 8321A, whereas previous samples were analyzed by Method 8330A. Samples collected in 2021 had LODs and DLs for the dinitrotoluenes that were below the PALs.

COMPLETENESS
Completeness is determined for both field and analytical objectives. Field completeness is calculated from the number of samples proposed versus the actual number of samples collected. Analytical completeness is expressed in terms of usable data.

The *lab completeness goal* of 85% as listed in the project QAPP was met. No results were rejected, and lab completeness was 100%.

The field completeness goal of 85% as listed in the project QAPP was met. All planned samples were collected and analyzed. The field completeness was 100%.

SENSITIVITY
Analytical sensitivity is the concentration at which the measurement system can quantitate target analytes in the environmental matrices of concern. Analytical sensitivity is expressed in terms of the LOQ, which is provided by the respective laboratories as their reasonable and defensible quantitation limit for environmental samples above the DL, which is established by each laboratory using pure water or clean matrix.

Sensitivity goals were generally met; refer to Section XI for details. The soil LOQs and LODs for the dinitrotoluenes were above the PAL. The DL for 2,4-dinitrotoluene was above the PAL. The DL for 2,6-dinitrotoluene was below the PAL.

No data were rejected. With the exception of non-detect results for 2,4-dinitrotoluene, data are usable as qualified for the purpose of further delineation and depth extent of contamination.

Explosives: 2,4,6-Trinitrotoluene was detected at low or trace levels in EB-07 and EB-08. Associated sample results were either non-detect or detected well above the EB concentrations and no qualification was required.

VI. LABORATORY CONTROL SAMPLES (LCS) AND STANDARD REFERENCE MATERIALS (SRM)

Explosives: Several analytes had recoveries or RPDs outside the control limits, and associated samples were qualified as noted in the table.

LCS/D	Analyte	Result (Control Limits)	Associated Samples	Qualifier
B1C0704 LCS	4-Amino-2,6-dinitrotoluene	56% (64-127%)	29SB125 – all 4 depths 29SB124 – all 4 depths 29SB123 - all 4 depths 29SB121 - all 4 depths 29SB118 (3-4) (7-8) (11-12) DUP-01	UJ
B1C0710 SRM1&2	2-Amino-4,6-dinitrotoluene	67%, 68% (71-123%)	29SB118 (15-16) 29SB119 – all 4 depths 29SB120 – all 4 depths 29SB122 – all 4 depths 29SB129 – all 4 depths DUP-02 DUP-03 DUP-04	UJ or J-
	4-Amino-2,6-dinitrotoluene	63.5%, 48% (64-127%)		UJ or J-
B1C0802 LCS	All	All low	None	None
B1C0835 LCS	2,4,6-Trinitrotoluene	70% (71-120%)	29SB131 (3-4) (5-6) (7-8) 29SB127 – all 4 depths 29SB128 – all 4 depths DUP-06	UJ
	2,6-Dinitrotoluene	77% (79-117%)		UJ
B1C0835 SRM	All	42-59% (64-129%)		UJ
B1C1692 SRM1&2	2-Amino-4,6-dinitrotoluene	65%, 67% (71-123%)	29SB126 – all 4 depths 29SB132 – all 4 depths 29SB133 – all 4 depths 29SB130 – all 4 depths 29SBS131 (1-2) DUP-04 DUP-05	UJ
	4-Amino-2,6-dinitrotoluene	62%, 58% (64-127%)		UJ
B1C0966 SRM1	2-Amino-4,6-dinitrotoluene	64% (71-123%)	29SB166 - all 4 depths 29SB160 - all 4 depths 29SB161 – all 4 depths 29SB153 – all 4 depths 29SB140 (3-4) (7-8) (11-12)	UJ
	4-Amino-2,6-dinitrotoluene	61% (64-127%)		UJ
B1C1016 SRM1	2,4,6-Trinitrotoluene	64% (71-120%)	29SB140 (15-16) 29SB135 (11-12) (15-16) 29SB136 - all 4 depths 29SB162 - all 4 depths 29SB164 - all 4 depths 29SB163 - all 4 depths 29SB135 (3-4)	UJ
	2,6-Dinitrotoluene	74% (79-117%)		UJ
	2-Amino-4,6-dinitrotoluene	55% (71-123%)		UJ
	4-Amino-2,6-dinitrotoluene	55% (64-127%)		UJ
B1C1074 LCS	2,6-Dinitrotoluene	128% (79-117%)	29SB152 (3-4)	J+
B1C1074 SRM1	2-Amino-4,6-dinitrotoluene	04% (71-123%)	29SB135 (7-8) 29SB151 – all 4 depths 29SB152 – all 4 depths 29SB149 – all 4 depths 29SB150 – all 4 depths DUP7 DUP8 DUP9	UJ
	4-Amino-2,6-dinitrotoluene	63.6% (64-127%)		UJ

LCS/D	Analyte	Result (Control Limits)	Associated Samples	Qualifier
B1C1077 SRM1	2,4,6-Trinitrotoluene	68% (71-120%)	29SB143 (11-12) (15-16) 29SB142 – all 4 depths 29SB145 (3-4) (7-8) DUP10 DUP11 DUP12 DUP13	UJ or J-
	2,6-Dinitrotoluene	74% (79-117%)		UJ or J-
	2-Amino-4,6-dinitrotoluene	53% (71-123%)		UJ or J-
	4-Amino-2,6-dinitrotoluene	51% (64-127%)		UJ or J-
B1C1077 SRM2	4-Amino-2,6-dinitrotoluene	61% (64-127%)	29SB143 (11-12) (15-16) 29SB142 – all 4 depths DUP10 DUP11 DUP12 DUP13	UJ or J-
B1C1189 SRM1	2-Amino-4,6-dinitrotoluene	66% (71-123%)	DUP14 DUP15 DUP16 DUP17 DUP18 29SB145 (11-12) (15-16) 29SB144 – all 4 depths 29SB148 (3-4) (7-8) (11-12)	UJ
B1C1278 SRM1	2-Amino-4,6-dinitrotoluene	61% (71-123%)	29SB156 (12-13) (16-17) 29SB157 - all 3 depths 29SB154 – all 3 depths 29SB159 –all 3 depths 29SB158 – all 3 depths 29SB141 – all 3 depths DUP19	UJ
B1C1190 SRM1	2-Amino-4,6-dinitrotoluene	61% (71-123%)	29SB141 PIPE 29SB155 PIPE 29SB156 PIPE 29SB157 PIPE 29SB148 (15-16) 29SB137 – all 4 depths 29SB139 – all 4 depths 29SB146 – all 4 depths 29SB147 (3-4) (7-8) (11-12)	UJ or J-
	4-Amino-2,6-dinitrotoluene	63% (64-127%)		UJ or J-
B1C1190 SRM2	4-Amino-2,6-dinitrotoluene	61% (64-127%)	29SB141 PIPE 29SB155 PIPE 29SB156 PIPE 29SB157 PIPE 29SB148 (15-16) 29SB137 – all 4 depths 29SB139 – all 4 depths 29SB146 – all 4 depths 29SB147 (3-4) (7-8) (11-12)	UJ or J-
B1C1279 SRM1	2-Amino-4,6-dinitrotoluene	63.5% (71-123%)	29SB134 PIPE 29SB154 PIPE 29SB158 PIPE 29SB159 PIPE 29SB155 (11-12) (15-16) 29SB165 – all 4 depths 29SB134 – all 3 depths 29SB156 (9-10)	UJ or J-

VII. SURROGATES

Explosives: Some surrogate recoveries were outside control limits, and associated sample results were qualified as shown in the table below. The Quality Services Manual (QSM) recovery range is

78-119% whereas the lab's statistical lower recovery is 50%. The lab was instructed to not re-extract and analyze samples with surrogate recoveries that were marginally below the QSM range but above the lab's range. Sample results were qualified, however, based on the QSM recovery range. Some surrogates were diluted out when samples were diluted for high concentrations, and these results were not qualified.

Sample ID	Surrogate Recovery	Qualifier	Sample ID	Surrogate Recovery	Qualifier
29SB124 (15-16)	143%	Detections J+	29SB134-RE1	217%	Detections J+
29SB121 (15-16)	121%	Detections J+	29SB155	10.7%	All UJ / J-
29SB118 (15-16)	182%	Detections J+	29SB134-RE4	255%	Detections J+
DUP-02	171%	Detections J+	29SB134-RE5	209%	Detections J+
29SB119 (15-16)	159%	Detections J+	29SB158-RE5	176%	Detections J+
29SB122 (15-16)	132%	Detections J+	29SB158-RE6	177%	Detections J+
29SB129 (3-4)	128%	Detections J+	29SB142 (15-16)	71.5%	All UJ / J-
29SB129 (3-4)-RE1	127%	Detections J+	29SB158 PIPE	60%	All UJ / J-
29SB129 (5-6)	201%	Detections J+	29SB158 PIPE -RE4	72.5%	All UJ / J-
29SB129 (5-6)-RE1	208%	Detections J+	29SB159 PIPE	26,800%	All UJ / J
29SB129 (7-8)	130%	Detections J+	29SB134 PIPE -RE2	2510%	None – high dilutions or confirmations, baseline anomaly
29SB131 (3-4)	59%	All UJ / J-	29SB134 PIPE -RE3	7,280,000%	
29SB161 (15-16)	76%	All UJ / J-	29SB158 PIPE -RE6	71,500,000%	
DUP-01	66%	All UJ / J-	29SB159 PIPE -RE4	291,000,000%	
29SB135 (11-12)	67%	All UJ / J-	29SB155 PIPE -RE1	16,100%	
29SB162 (3-4)	68%	All UJ / J-	29SB156 PIPE-RE2	3200%	
29SB162 (7-8)	58%	All UJ / J-	29SB157 PIPE RE3	37,600,000%	
29SB162 (15-16)	55%	All UJ / J-	29SB139 (7-8)	77%	All UJ / J-
29SB135 (3-4)	64%	All UJ / J-	29SB139 (11-12)	77.9%	None
29SB154 (6-7)	141%	None – All ND	29SB139 (15-16)-RE	303%	Detections J+
29SB134	121%	Detections J+	29SB134 (8-9)	163%	Detections J+

VIII. MATRIX SPIKE / MATRIX SPIKE DUPLICATE (MS/MSD)

Explosives: The samples shown in the table below were designated on the COCs for MS/MSD analysis. The lab also spiked several other samples from this project.

29SB118 (7-8)	29SB137 (7-8)	29SB143 (15-16)	29SB148 (7-8)
29SB126 (7-8)	29SB138 (11-12)	29SB144 (7-8)	
29SB127 (7-8)	29SB142 (15-16)	29SB145 (11-12)	29SB158 (WW)

Some results were outside control limits, and the parent sample results were qualified as shown in the table below.

Parent Sample	Analyte	Recoveries (RPD)	Control Limits	Qualifier
29SB118 (7-8)	All OK			None
29SB120 (15-16)	All OK			None
29SB126 (7-8)	All OK			None
29SB127 (7-8)	All OK			None
29SB137 (7-8)	2,4,6-Trinitrotoluene	123%, 121%	71-120%	None - ND
29SB144 (7-8)	2,4,6-Trinitrotoluene	OK, 122%, RPD 20.6%	71-120% RPD 20%	None -ND
29SB145 (11-12)	All OK			None
29SB148 (7-8)	All OK			None
29SB161 (7-8)	All OK			None
29SB135 (11-12)	All analytes	10-25% below control limits		All UJ
29SB135 (7-8)	2,4-Dinitrotoluene	122%, 136%	75-121%	None - ND
29SB156 (16-17)	2,4-Dinitrotoluene	147%, 134%	75-121%	None - ND
29SB158 (WW)	1,3-Dinitrobenzene	OK, 10%, RPD 120%	78-120% RPD 20%	J
	2,4,6-Triniotrotoluene	Sample >4X spike, RPD 52%	RPD 20%	J
	2,4-Dinitrotoluene	Sample >4X spike, RPD OK	RPD 20%	None
	2,6-Dinitrotoluene	OK, 28% RPD 71%	77-127% RPD 20%	UJ
	2-Amino-4,6-dinitrotoluene	Sample >4X spike, RPD OK	RPD 20%	None
	2-Nitrotoluene	OK, 6.3% RPD 145%	70-127% RPD 20%	UJ
	3-Nitrotoluene	OK, 13% RPD 109%	73-125% RPD 20%	UJ
	4-Amino-2,6-dinitrotoluene	Sample >4X spike, RPD OK	RPD 20%	None
	4-Nitrotoluene	OK, 6.3% RPD 142%	71-127% RPD 20%	UJ
	1,2-Dinitrobenzene (surrogate)	OK, 6.5%	83-119%	Suggests poor extraction / concentration in MSD
29SB138 (11-12)	2,4,6-Trinitrotoluene	Sample >4X spike, RPD 19.8%	20%	None
	2,4-Dinitrotoluene	129%, OK	75-121%	None - ND
29SB143 (15-16)	2,4,6-Trinitrotoluene	Sample >4X spike, RPD 19.8%	20%	None
	2,4-Dinitrotoluene	122%, OK	75-121%	None - ND
29SB142 (15-16)	1,3-Dinitrobenzene	OK, OK, RPD 26%	RPD 20%	None - ND
29SB154 PIPE	2,4,6-Trinitrotoluene	121%, 124%	71-120%	None - ND

IX. DUPLICATES

FIELD DUPLICATES

Field duplicate samples were collected as identified in the following table.

Parent Sample	Field Duplicate Sample	Parent Sample	Field Duplicate Sample
29SB118 (3-4)	DUP-01	29SB138 (7-8)	DUP11
29SB118 (15-16)	DUP-02	29SB144 (3-4)	DUP12
29SB122 (7-8)	DUP-03	29SB145 (7-8)	DUP13
29SB126 (1-2)	DUP-04	29SB139 (15-16)	DUP14
29SB130 (3-4)	DUP-05	29SB146 (11-12)	DUP15
29SB127 (3-4)	DUP-06	29SB147 (3-4)	DUP16
29SB137 (11-12)	DUP7	29SB165 (15-16)	DUP17
29SB148 (3-4)	DUP8	29SB155 (11-12)	DUP18
29SB142 (11-12)	DUP9	29SB156 (9-10)	DUP19
29SB143 (11-12)	DUP10	29SB155	DUP20

Explosives: RPDs were within control limits of 50% for soils and 25% for waters as specified in the project QAPP except as noted in the table below.

Sample / FD	Analyte	Results	RPD (Control Limit)	Qualifier
29SB137 (11-12) DUP7	2,4,6,-Trinitrotoluene	41,600 µg/kg ND	--	J / UJ
29SB142 (11-12) DUP9	2,4,6,-Trinitrotoluene	2770 µg/kg ND	--	J / UJ
29SB155 (11-12) DUP18	2,4,6,-Trinitrotoluene	436 µg/kg ND	--	J / UJ
29SB156 (9-10) DUP19	2,4,6,-Trinitrotoluene	2500 µg/kg ND	--	J / UJ

LABORATORY DUPLICATES

Explosives: The lab performed duplicate analysis on the samples shown in the table below.

29SB166 (3-4)	29SB140 (15-16)	29SB151 (11-12)	29SB164 (3-4)-RE
DUP10	DUP10-RE	DUP14	29SB156 (12-13)
29SB137 (11-12)	29SB125 (3-4)	29SB118 (15-16)	29SB131 (7-8)
29SB126 (1-2)-RE			

RPDs were within the 20% control limit except as shown in the table below.

Sample ID	Analyte / Concentration in sample	RPD	RPD Control Limit	Qualifier
29SB137 (11-12)	2,4-Dinitrotoluene 196 µg/kg	23%	20%	J
	2-Amino-4,6-dinitrotoluene 192 µg/kg	24%	20%	J
	4-Amino-2,6-dinitrotoluene 317 µg/kg	20.5%	20%	J
29SB126 (1-2) RE	2,6-Dinitrotoluene 178 µg/kg	36%	20%	J

X. CONFIRMATION RESULTS

Explosives: RPDs between the primary (reported) concentration and the secondary (confirmation) result were within 40% except as shown in the table below.

Sample ID	Analyte	Concentration	RPD	Qualifier
29SB119 (3-4)	2,6-Dinitrotoluene	99.6 – 203 µg/kg	68%	J
	2-Amino-4,6-dinitrotoluene	156 – 241 µg/kg	43%	J
29SB129 (5-6)	2-Nitrotoluene	2170 – 6490 µg/kg	100%	J
29SB134 PIPE	4-Amino-2,6-dinitrotoluene	274,000 – 177,000 µg/kg	44%	J
29SB156 PIPE	4-Amino-2,6-dinitrotoluene	2700 – 1460 µg/kg	60%	J
29SB157 PIPE	4-Amino-2,6-dinitrotoluene	238,000 – 110,000 µg/kg	74%	J
29SB158 PIPE	2-Amino-4,6-dinitrotoluene	43,700 – 25,300 µg/kg	53%	J
29SB134	1,3-Dinitrobenzene	1.55 – 3.93 µg/kg	87%	J
	4-Nitrotoluene	0.503 – 25.6 µg/kg	200%	J
29SB158	1,3-Dinitrobenzene	0.334 – 1.68 µg/kg	135%	J

XI. LIMITS OF QUANTITATION (LOQs), LIMITS OF DETECTION (LODs), AND DETECTION LIMITS (DLs)

The LOQs should be at or below the project action limits (PALs) as listed in the QAPP.

Explosives: All nominal LOQs were below the PALs listed in the QAPP except as shown below. The soil LOQ, LOD, and DL for the dinitrotoluenes were all above the PAL, and non-detect results for these analytes can not be determined to be definitely below the PALs. Water LOQs and LODs were above the PALs, but the DLs were below the PALs, and non-detect results can be determined to be below the PALs.

Analyte	Soil LOQ (µg/kg)	Soil LOD (µg/kg)	Soil DL (µg/kg)	TCEQ GW-Ind Soil MSC (µg/kg)
2,4,6-Trinitrotoluene	400	200	100	5100
2,4-Dinitrotoluene	***400***	***200***	***100***	42
2,6-Dinitrotoluene	***400***	***200***	***100***	42
2-Amino-4,6-dinitrotoluene	400	200	100	1700
4-Amino-2,6-dinitrotoluene	400	200	100	1700
2-Nitrotoluene	400	200	100	100,000
3-Nitrotoluene	400	200	100	100,000
4-Nitrotoluene	400	200	100	100,000
1,3-Dinitrobenzene	400	200	100	1,000
Analyte	**Water LOQ (µg/L)**	**Water LOD (µg/L)**	**Water DL (µg/L)**	**TCEQ GW-Ind Water MSC (µg/L)**
2,4,6-Trinitrotoluene	1.00	0.500	0.250	51
2,4-Dinitrotoluene	***1.00***	***0.500***	0.250	0.42
2,6-Dinitrotoluene	***1.00***	***0.500***	0.250	0.42
2-Amino-4,6-dinitrotoluene	1.00	0.500	0.250	17
4-Amino-2,6-dinitrotoluene	1.00	0.500	0.250	17

Analyte	Soil LOQ (µg/kg)	Soil LOD (µg/kg)	Soil DL (µg/kg)	TCEQ GW-Ind Soil MSC (µg/kg)
2-Nitrotoluene	1.00	0.500	0.250	1000
3-Nitrotoluene	1.00	0.500	0.250	1000
4-Nitrotoluene	1.00	0.500	0.250	1000
1,3-Dinitrobenzene	1.00	0.500	0.250	10

XII. SAMPLE RESULTS / TRANSCRIPTION VERIFICATION

Transcription between the data package and the EDDs was verified. Non-detect sample results were reported to the LOD, but detections below the LOD were reported. Sample results detected between the DL and LOQ were qualified as estimated (J).

Explosives: Sample results are shown in the data packages as ug/kg wet. The results in the EDDs have been corrected to ug/kg dry. The laboratory's data system cannot account for samples that were air dried.

XIII. PARCCS PARAMETERS AND DATA USABILITY

Data were usable as discussed below.

The data quality indicators (DQIs), expressed in terms of precision, accuracy, representativeness, comparability, completeness, and sensitivity (PARCCS parameters), were assessed. This included the evaluation of sample integrity, holding times, trip blanks, rinsate blanks, method blanks, internal standards, surrogate recoveries, MS/MSD results, LCS/D results, SRM results, and field and lab duplicate precision. The results of the DQI assessment are provided below.

PRECISION

Field duplicates are collected to assess sampling precision. Lab duplicates and LCS/Ds and MS/Ds are analyzed to assess analysis precision. Precision is best expressed in terms of relative percent difference (RPD).

Lab precision goals were generally met. All LCS/LCSD RPDs were within control limits. Four results in two of 13 lab duplicates had RPDs above the control limit and were qualified as estimated (J); of these, two analytes (2,4-dinitrotoluene and 2,6-dinitrotoluene) were above the regulatory limit.

Field precision goals were generally met except as shown below. The MSD fraction of the spiked water sample appears to have been poorly extracted / concentrated, as most MSD recoveries and the surrogate recovery in the MSD were below control limits. Only two soil RPDs were above the control limit, and these did not result in sample qualification.

Sample ID	Matrix	Analytes	MS/MSD RPD	Qualification
29SB158	Water	6 of 9	high	2 detections – J; Other 4 analytes None - ND
29SB144 (7-8)	Soil	2,4,6-Trinitrotoluene	high	None - ND
29SB142 (15-16)	Soil	1,3-Dinitrobenzene	high	None - ND

Field precision as parent / FD samples was generally met. Four soil sample / FD pairs out of 19 had detections of 2,4,6-trinitrotoluene (TNT) in the parent sample but no detection in the FD sample. Only one of these locations, 29SB137 (11-12), had TNT at a concentration above the regulatory limit.

ACCURACY

Accuracy or bias is measured through the analyses of LCS/Ds (lab accuracy) and MS/MSDs (field accuracy). Sample specific accuracy is measured through surrogate recovery. Accuracy is expressed as percent recovery (%R).

Lab accuracy goals were generally met except as noted below. All water LCS and SRM recoveries were within control limits. Most soil and pipe samples required qualification due mainly to low SRM recoveries, for several analytes. The recoveries of the SRMs were not much lower than the control limits and sample results are usable as qualified.

Analyte	Matrix	LCS/LCSD recoveries	SRM recoveries	Number of samples	Qualification
2,4,6-Trinitrotoluene	Soil	Low		11 and one FD	UJ or J-
	Soil		Low	27 and 4 FD	UJ or J-
2-Amino-4,6-Dinitrotoluene	Soil				
	Soil		Low	150 and 18 FD	UJ or J-
	Pipe samples		Low	8	UJ or J-
4-Amino-2,6-Dinitrotoluene	Soil	Low		19 and one FD	UJ or J-
	Soil		Low	120 and 16 FD	UJ or J-
	Pipe samples		Low	4	UJ or J-
2,6-Dinitrotoluene	Soil	Low		11 and one FD	UJ or J-
	Soil		Low	27 and one FD	UJ or J-
	Soil	High		1	J+
All other analytes	Soil		Low	11 and one FD	UJ

Field accuracy goals were generally met except as noted below.

Analyte	Matrix	MS/MSD recoveries	Number of spikes out	Qualification
2,4,6-Trinitrotoluene	Soil – 30 spikes	high	3	None - ND
	Water – 2 spikes	--	0	None
	Pipe – 2 spikes	high	2	None - ND
2,4-Dinitrotoluene	Soil – 30 spikes	high	6	None - ND
	Water – 2 spikes	--	0	None
	Pipe – 2 spikes	--	0	None
2,6-Dinitrotoluene	Soil – 30 spikes	--	0	None
	Water – 2 spikes	low	1	UJ
	Pipe – 2 spikes	--	0	None
1,3-Dinitrobenzene	Soil – 30 spikes	low	1	UJ
	Water – 2 spikes	--	0	None
	Pipe – 2 spikes	--	0	None
2-Nitrotoluene	Soil – 30 spikes	--	0	None
	Water – 2 spikes	low	1	UJ
	Pipe – 2 spikes	--	0	None
3-Nitrotoluene	Soil – 30 spikes	--	0	None
	Water – 2 spikes	low	1	UJ

	Pipe – 2 spikes	--	0	None
4-Nitrotoluene	Soil – 30 spikes	--	0	None
	Water – 2 spikes	low	1	UJ
	Pipe – 2 spikes	--	0	None
Other analytes	Soil – 30 spikes	Low	2	UJ

Sample-specific accuracy via surrogate recoveries were generally met except as noted below. The recoveries of the surrogates were not much lower or higher than the control limits and sample results are usable as qualified.

Matrix	Surrogate result	Number of samples	Qualifier
Soil	High	12 and one FD	Detections J+
	Low	8 and one FD	All UJ or J-
Water	High	6	Detections J+
	Low	1	All UJ or J-
Pipe	High	None	--
	Low	2	All UJ or J-

REPRESENTATIVENESS
Representativeness refers to the degree sample data accurately and precisely describes the population of samples at a sampling point or under certain environmental conditions. Samples that are not properly preserved or are analyzed beyond holding times may not be considered representative. Review of sampling procedures, laboratory preparation, analysis holding times, trip blank and rinsate blank analysis help in providing this assessment.

Representativeness goals were generally met except in these instances:

- Results in 26 soil samples and three FDs were qualified as estimated (J or UJ) due to reextraction past the holding time because of low surrogate recoveries. Extraction past holding time is not expected to adversely affect sample results, as samples were kept at room temperature during the drying process and then stored under refrigeration..

COMPARABILITY
The selection of standardized methods and consistent laboratory practices facilitates the comparison of data between sampling events.

Comparability goals were met. Samples were analyzed by standardized methods (SW-846). Future sampling events will be analyzed by the same methods at the same labs to achieve comparability.

COMPLETENESS
Completeness is determined for both field and analytical objectives. Field completeness is calculated from the number of samples proposed versus the actual number of samples collected. Analytical completeness is expressed in terms of usable data.

The field completeness goal of 85% as listed in the project QAPP was met. The Work Plan specified collection of 192 soil samples, and one boring with 4 samples was later added, totaling 196 planned soil samples, for explosives analysis. Results were reported for 187 samples, for a field completeness of 95.4%.

Water samples and other samples were planned to be collected from inside the pipes, but the number was not specified in the Work Plan; sample collection was to depend on the conditions encountered.

The analytical completeness goal of 85% as specified in the project QAPP was met. No data were rejected, and completeness for all analytes was 100%.

SENSITIVITY
Analytical sensitivity is the concentration at which the measurement system can quantitate target analytes in the environmental matrices of concern. Analytical sensitivity is expressed in terms of the LOQ, which is provided by the respective laboratories as their reasonable and defensible quantitation limit for environmental samples above the DL, which is established by each laboratory using pure water or clean matrix.

Sensitivity goals were generally met; refer to Section XI for details. The soil LOQ, LOD, and DL for the dinitrotoluenes were all above the PAL, and non-detect results for these analytes cannot be determined to be definitely below the PALs. Water LOQs and LODs for the dinitrotoluenes were above the PALs, but the DLs were below the PALs, and non-detect results can be determined to be below the PALs.

Explosives: No data were rejected. Data are usable as qualified for the purpose of further delineation and depth extent of contamination.

This page intentionally left blank.

Attachment 3.
Analytical Data Tables

This page intentionally left blank.

Chemical Name	Sample ID	29SB118				29SB119				29SB120			
	Collection Date	3/2/2021				3/2/2021				3/2/2021			
	Depth Interval (ft bgs)	3-4	7-8	11-12	15-16	3-4	7-8	11-12	15-16	3-4	7-8	11-12	15-16
	LOQ (mg/kg)	0.393	0.405	0.406	0.399	0.397	0.402	0.409	0.391	0.393	0.401	0.388	0.415
	LOD (mg/kg)	0.196	0.202	0.203	0.200	0.198	0.201	0.205	0.196	0.197	0.201	0.194	0.207
	DL (mg/kg)	0.0981	0.101	0.101	0.0998	0.0992	0.100	0.102	0.0978	0.0983	0.100	0.0971	0.104
	Comparison Levels[1] (mg/kg)												
2,4,6-Trinitrotoluene (2,4,6-TNT)	4.7[a]/5.1[b]	<0.196 U	<0.202 U	<0.203 U	<0.200 U	1.04	<0.201 U	<0.205 U	<0.196 U	<0.197 U	0.296 J	<0.194 U	<0.207 U
2,4-Dinitrotoluene (2,4-DNT)	0.042	**0.258 J**	<0.202 U	<0.203 U	**0.132 J+**	**0.647**	<0.201 U	**0.548**	**0.763 J+**	**0.581**	**0.746**	**2.12**	**0.571**
2,6-Dinitrotoluene (2,6-DNT)	0.042	<0.196 U	<0.202 U	<0.203 U	<0.200 U	**0.0996 J**	<0.201 U	<0.205 U	**0.683 J+**	<0.197 U	<0.201 U	**0.45**	**0.135 J**

Chemical Name	Sample ID	29SB121				29SB122				29SB123			
	Collection Date	3/2/2021				3/2/2021				3/2/2021			
	Depth Interval (ft bgs)	3-4	7-8	11-12	15-16	3-4	7-8	11-12	15-16	2-3	7-8	11-12	15-16
	LOQ (mg/kg)	0.408	0.396	0.383	0.407	0.398	0.393	0.412	0.397	0.386	0.404	0.388	0.402
	LOD (mg/kg)	0.204	0.198	0.192	0.203	0.199	0.196	0.206	0.198	0.193	0.202	0.194	0.201
	DL (mg/kg)	0.102	0.0989	0.0958	0.102	0.0996	0.0982	0.103	0.0992	0.0964	0.101	0.0969	0.101
	Comparison Levels[1] (mg/kg)												
2,4,6-Trinitrotoluene (2,4,6-TNT)	4.7[a]/5.1[b]	<0.204 U	<0.198 U	<0.192 U	<0.203 U	<0.199 U	<0.196 U	<0.206 U	<0.198 U	<0.193 U	<0.202 U	<0.194 U	<0.201 U
2,4-Dinitrotoluene (2,4-DNT)	0.042	<0.204 U	<0.198 U	<0.192 U	<0.203 U	**0.418**	**0.43**	**0.609**	**4.78 J+**	<0.193 U	<0.202 U	<0.194 U	<0.201 U
2,6-Dinitrotoluene (2,6-DNT)	0.042	<0.204 U	<0.198 U	<0.192 U	<0.203 U	<0.199 U	<0.196 U	<0.206 U	**0.318 J+**	<0.193 U	<0.202 U	<0.194 U	<0.201 U

Notes:

1 = GWP-Ind Texas Commission on Environmental Quality soil medium specific concentration for industrial use based on groundwater protection

2= ETA re-analyzed results.

mg/kg = milligrams per kilogram

J+ = Estimated Biased High

J- = Estimated Biased Low

J = Estimated

<0.195 U = Nondetect

<0.195 UJ = Nondetect, LOD is estimated

Shaded = Positive Detection

Bold Italic = Exceeds Comparison Levels

a = applies to 0-3 feet below ground surface

b = applies from 3 feet below ground surface to groundwater interface

Chemical Name	Sample ID	29SB124				29SB125				29SB126			
	Collection Date	3/2/2021				3/2/2021				3/2/2021 (10/7/2021[2])			
	Depth Interval (ft bgs)	3-4	7-8	11-12	15-16	3-4	6-7	11-12	15-16	1-2	3-4[2]	5-6[2]	7-8
	LOQ (mg/kg)	0.387	0.391	0.416	0.405	0.401	0.408	0.401	0.416	0.394	0.015	0.015	0.409
	LOD (mg/kg)	0.193	0.196	0.208	0.203	0.200	0.204	0.201	0.208	0.197	0.029	0.029	0.204
	DL (mg/kg)	0.0967	0.0978	0.104	0.101	0.100	0.102	0.100	0.104	0.0985	0.029	0.029	0.102
	Comparison Levels[1] (mg/kg)												
2,4,6-Trinitrotoluene (2,4,6-TNT	4.7[a]/5.1[b]	<0.193 U	<0.196 U	<0.208 U	<0.203 U	<0.200 U	<0.204 U	<0.201 U	<0.208 U	<0.197 UJ	0.011J	<0.015UJ	<0.204 UJ
2,4-Dinitrotoluene (2,4-DNT)	0.042	<0.193 U	<0.196 U	<0.208 U	**5.78 J+**	<0.200 U	**0.201 J**	<0.201 U	**0.3 J**	<0.197 UJ	0.0088J	<0.029UJ	<0.204 UJ
2,6-Dinitrotoluene (2,6-DNT)	0.042	<0.193 U	<0.196 U	<0.208 U	**1.13 J+**	<0.200 U	<0.204 U	<0.201 U	<0.208 U	**0.178 J**	0.022J	<0.029UJ	<0.204 UJ

Chemical Name	Sample ID	29SB127				29SB128				29SB129			
	Collection Date	3/3/2021 (10/7/2021[2])				3/3/2021 (10/7/2021[2])				3/2/2021 (10/7/2021[2])			
	Depth Interval (ft bgs)	1-2[2]	3-4	5-6	7-8	1-2[2]	3-4	5-6	7-8	1-2	3-4	5-6[2]	7-8
	LOQ (mg/kg)	0.015	0.389	0.406	0.389	0.015	0.393	0.396	0.419	0.409	0.382	0.014	0.387
	LOD (mg/kg)	0.029	0.195	0.203	0.194	0.029UJ	0.197	0.198	0.209	0.205	0.191	0.029	0.193
	DL (mg/kg)	0.029	0.0973	0.101	0.0972	0.029UJ	0.0983	0.0989	0.105	0.102	0.0956	0.029	0.0967
	Comparison Levels[1] (mg/kg)												
2,4,6-TNT	4.7[a]/5.1[b]	<0.015UJ	<0.195 UJ	<0.203 UJ	<0.194 UJ	0.0097J	<0.197 UJ	<0.198 UJ	<0.209 UJ	<0.205 U	**5.13 J+**	**22J**	2.72 J+
2,4-DNT	0.042	<0.029UJ	<0.195 UJ	<0.203 UJ	<0.194 UJ	<0.029UJ	<0.197 UJ	<0.198 UJ	<0.209 UJ	<0.205 U	**1.45 J+**	**180J**	**6.7 J+**
2,6-DNT	0.042	<0.029UJ	<0.195 UJ	<0.203 UJ	<0.194 UJ	<0.029 UJ	<0.197 UJ	<0.198 UJ	<0.209 UJ	<0.205 U	**21.3 J+**	**130J**	**58.3**

Notes:

1 = GWP-Ind Texas Commission on Environmental Quality soil medium specific concentration for industrial use based on groundwater protection

2= ETA re-analyzed results.

mg/kg = milligrams per kilogram

J+ = Estimated Biased High

J- = Estimated Biased Low

J = Estimated

<0.195 U = Nondetect

<0.195 UJ = Nondetect, LOD is estimated

Shaded = Positive Detection

Bold Italic = Exceeds Comparison Levels

a = applies to 0-3 feet below ground surface

b = applies from 3 feet below ground surface to groundwater interface

Chemical Name	Sample ID	29SB130				29SB131				29SB132			
	Collection Date	3/2/2021 (10/7/2021[2])				3/2/2021				3/2/2021 (10/7/2021[2])			
	Depth Interval (ft bgs)	1-2[2]	3-4	5-6	7-8	1-2	3-4	5-6	7-8	1-2[2]	3-4	5-6	7-8
	LOQ (mg/kg)	0.014	0.391	0.399	0.393	0.393	0.402	0.419	0.399	0.408	0.383	0.402	0.404
	LOD (mg/kg)	0.029	0.196	0.199	0.197	0.197	0.201	0.210	0.200	0.204	0.192	0.201	0.202
	DL (mg/kg)	0.029	0.0978	0.0997	0.0983	0.0983	0.101	0.105	0.0998	0.102	0.0958	0.100	0.101
	Comparison Levels[1] (mg/kg)												
2,4,6-TNT	4.7[a]/5.1[b]	<0.014UJ	<0.196 UJ	<0.199 UJ	<0.197 UJ	<0.197 UJ	<0.201 UJ	<0.210 UJ	<0.200 UJ	<0.015UJ	<0.192 UJ	<0.201 UJ	<0.202 UJ
2,4-DNT	0.042	<0.029UJ	<0.196 UJ	<0.199 UJ	<0.197 UJ	<0.197 UJ	<0.201 UJ	<0.210 UJ	<0.200 UJ	<0.029UJ	<0.192 UJ	<0.201 UJ	<0.202 UJ
2,6-DNT	0.042	<0.029UJ	<0.196 UJ	<0.199 UJ	<0.197 UJ	<0.197 UJ	<0.201 UJ	<0.210 UJ	<0.200 UJ	<0.029UJ	<0.192 UJ	<0.201 UJ	<0.202 UJ

Chemical Name	Sample ID	29SB133				29SB138				29SB139			
	Collection Date	3/2/2021				3/8/2021				3/9/2021			
	Depth Interval (ft bgs)	1-2	3-4	5-6	7-8	3-4	7-8	11-12	15-16	3-4	7-8	11-12	15-16
	LOQ (mg/kg)	0.387	0.393	0.407	0.405	0.397	0.399	0.388	0.401	0.386	0.385	0.392	0.404
	LOD (mg/kg)	0.193	0.196	0.203	0.202	0.199	0.199	0.194	0.200	0.193	0.192	0.196	0.202
	DL (mg/kg)	0.0967	0.0982	0.102	0.101	0.0993	0.0997	0,0970	0.100	0.0966	0.0962	0.0979	0.101
	Comparison Levels[1] (mg/kg)												
2,4,6-TNT	4.7[a]/5.1[b]	<0.193 UJ	<0.196 UJ	<0.203 UJ	<0.206 UJ	<0.199 U	<0.199 U	**9.14 J-**	**7.34 J-**	**97.6**	4.56 J-	<0.196 U	0.300 J
2,4-DNT	0.042	<0.193 UJ	<0.196 UJ	<0.203 UJ	<0.206 UJ	<0.199 U	<0.199 U	<0.194 U	<0.200 U	<0.193 U	<0.192 U	<0.196 U	<0.202 U
2,6-DNT	0.042	<0.193 UJ	<0.196 UJ	<0.203 UJ	<0.206 UJ	<0.199 U	<0.199 U	<0.194 UJ	<0.200 UJ	<0.193 U	<0.192 U	<0.196 U	<0.202 U

Notes:

1 = GWP-Ind Texas Commission on Environmental Quality soil medium specific concentration for industrial use based on groundwater protection

2= ETA re-analyzed results.

mg/kg = milligrams per kilogram

J+ = Estimated Biased High

J- = Estimated Biased Low

J = Estimated

<0.195 U = Nondetect

<0.195 UJ = Nondetect, LOD is estimated

Shaded = Positive Detection

Bold Italic = Exceeds Comparison Levels

a = applies to 0-3 feet below ground surface

b = applies from 3 feet below ground surface to groundwater interface

Chemical Name	Sample ID	29SB142				29SB143				29SB144			
	Collection Date	3/8/2021				3/8/2021				3/8/2021			
	Depth Interval (ft bgs)	3-4	7-8	11-12	15-16	3-4	7-8	11-12	15-16	3-4[2]	7-8[2]	11-12[2]	15-16[2]
	LOQ (mg/kg) LOD (mg/kg) DL (mg/kg)	0.390 0.195 0.0976	0.392 0.196 0.0980	0.411 0.205 0.103	0.407 0.203 0.102	0.388 0.194 0.0970	0.398 0.199 0.0994	0.393 0.196 0.0981	0.394 0.197 0.0985	0.099 0.03 0.044	0.099 0.03 0.044	0.099 0.03 0.044	0.099 0.03 0.044
	Comparison Levels[1] (mg/kg)												
2,4,6-TNT	4.7[a]/5.1[b]	2.32 J-	3.24 J-	2.77 J-	0.626 J-	**6.25 J-**	**5.57 J-**	**4.87 J-**	**26.6 J-**	0.034 J	0.021 J	0.022 J	0.018 J
2,4-DNT	0.042	<0.195 U	<0.196 U	<0.205 U	<0.203 UJ	<0.194 U	<0.199 U	<0.196 U	<0.197 U	<0.03 UJ	<0.03 UJ	<0.03 UJ	<0.03 UJ
2,6-DNT	0.042	<0.195 UJ	<0.196 UJ	<0.205 UJ	<0.203 UJ	<0.194 UJ	<0.199 UJ	<0.196 UJ	<0.197 UJ	<0.03 UJ	<0.03 UJ	<0.03 UJ	<0.03 UJ

Chemical Name	Sample ID	29SB145				29SB146				29SB147			
	Collection Date	3/8/2021				3/9/2021				3/9/2021			
	Depth Interval (ft bgs)	3-4[2]	7-8[2]	11-12[2]	15-16[2]	3-4[2]	7-8[2]	11-12[2]	15-16	3-4[2]	7-8[2]	11-12[2]	15-16
	LOQ (mg/kg) LOD (mg/kg) DL (mg/kg)	0.099 0.028 0.044	0.099 0.029 0.044	0.099 0.029 0.044	0.099 0.03 0.044	0.099 0.029 0.044	0.099 0.029 0.044	0.099 0.03 0.044	0.419 0.209 0.105	0.099 0.029 0.044	0.099 0.029 0.044	0.099 0.028 0.044	0.414 0.207 0.104
	Comparison Levels[1] (mg/kg)												
2,4,6-TNT	4.7[a]/5.1[b]	0.013 J	0.17 J	0.02 J	0.024 J	0.1 J	0.019 J	0.022 J	0.143 J	0.045 J	0.061 J	0.03 J	0.319 J
2,4-DNT	0.042	<0.028 UJ	<0.029 UJ	<0.029 UJ	0.01 J	<0.028 UJ	<0.029 UJ	<0.03 UJ	<0.209 U	<0.029 UJ	<0.029 UJ	<0.028 UJ	<0.207 U
2,6-DNT	0.042	<0.028 UJ	<0.029 UJ	<0.029 UJ	<0.03 UJ	<0.028 UJ	<0.029 UJ	<0.03 UJ	<0.209 U	<0.029 UJ	<0.029 UJ	<0.028 UJ	<0.207 U

Notes:

1 = GWP-Ind Texas Commission on Environmental Quality soil medium specific concentration for industrial use based on groundwater protection

2= ETA re-analyzed results.

mg/kg = milligrams per kilogram

J+ = Estimated Biased High

J- = Estimated Biased Low

J = Estimated

<0.195 U = Nondetect

<0.195 UJ = Nondetect, LOD is estimated

Shaded = Positive Detection

Bold Italic = Exceeds Comparison Levels

a = applies to 0-3 feet below ground surface

b = applies from 3 feet below ground surface to groundwater interface

Chemical Name	Sample ID	29SB135				29SB136				29SB160			
	Collection Date	3/4/2021				3/4/2021				3/3/2021			
	Depth Interval (ft bgs)	3-4	7-8	11-12	15-16[2]	3-4	7-8	11-12	15-16[2]	3-4	7-8[2]	11-12[2]	15-16[2]
	LOQ (mg/kg) LOD (mg/kg) DL (mg/kg)	0.399 0.200 0.0998	0.396 0.198 0.0990	0.389 0.195 0.0973	0.099 0.029 0.044	0.394 0.197 0.0985	0.405 0.202 0.101	0.399 0.199 0.0997	0.099 0.029 0.044	0.388 0.194 0.0970	0.099 0.03 0.044	0.099 0.03 0.044	0.099 0.03 0.044
	Comparison Levels[1] (mg/kg)												
2,4,6-TNT	4.7[a]/5.1[b]	<0.200 UJ	<0.198 U	<0.195 UJ	0.0072 J+	<0.197 UJ	<0.202 UJ	<0.199 UJ	0.0072 J+	<0.194 U	<0.015 UJ	<0.015 UJ	<0.015UJ
2,4-DNT	0.042	<0.200 UJ	<0.198 U	<0.195 UJ	<0.029 UJ	<0.197 U	<0.202 U	<0.199 U	<0.029 UJ	<0.194 U	<0.03 UJ	<0.03 UJ	<0.03 UJ
2,6-DNT	0.042	<0.200 UJ	<0.198 U	<0.195 UJ	<0.029 UJ	<0.197 UJ	<0.202 UJ	<0.199 UJ	<0.029 UJ	<0.194 U	<0.03 UJ	<0.03 UJ	<0.03 UJ

Chemical Name	Sample ID	29SB161				29SB162				29SB163			
	Collection Date	3/4/2021				3/4/2021				3/4/2021			
	Depth Interval (ft bgs)	3-4	7-8[2]	11-12[2]	15-16[2]	3-4	7-8	11-12	15-16	3-4	7-8[2]	11-12[2]	15-16[2]
	LOQ (mg/kg) LOD (mg/kg) DL (mg/kg)	0.406 0.203 0.101	0.099 0.029 0.044	0.099 0.029 0.044	0.099 0.03 0.044	0.396 0.198 0.0990	0.419 0.209 0.105	0.392 0.196 0.0979	0.389 0.195 0.0974	0.395 0.197 0.0987	0.099 0.028 0.044	0.099 0.029 0.044	0.099 0.03 0.044
	Comparison Levels[1] (mg/kg)												
2,4,6-TNT	4.7[a]/5.1[b]	<0.203 U	<0.015 UJ	<0.015 UJ	<0.015 UJ	<0.198 UJ	<0.209 UJ	<0.196 UJ	<0.195 UJ	<0.197 UJ	<0.014 UJ	<0.015 UJ	<0.015 UJ
2,4-DNT	0.042	<0.203 U	<0.029 UJ	<0.029 UJ	<0.03UJ	<0.198 UJ	<0.209 UJ	<0.196 U	<0.195 UJ	<0.197 U	<0.028 UJ	<0.029UJ	<0.03 UJ
2,6-DNT	0.042	<0.203 U	<0.029 UJ	<0.029 UJ	<0.03 UJ	<0.198 UJ	<0.209 UJ	<0.196 UJ	<0.195 UJ	<0.197 UJ	<0.028 UJ	<0.029 UJ	<0.03 UJ

Notes:

1 = GWP-Ind Texas Commission on Environmental Quality soil medium specific concentration for industrial use based on groundwater protection

2= ETA re-analyzed results.

mg/kg = milligrams per kilogram

J+ = Estimated Biased High

J- = Estimated Biased Low

J = Estimated

<0.195 U = Nondetect

<0.195 UJ = Nondetect, LOD is estimated

Shaded = Positive Detection

Bold Italic = Exceeds Comparison Levels

a = applies to 0-3 feet below ground surface

b = applies from 3 feet below ground surface to groundwater interface

Chemical Name	Sample ID	29SB164				29SB165				29SB166			
	Collection Date	3/4/2021				3/9/2021				3/3/2021			
	Depth Interval (ft bgs)	3-4	7-8[2]	11-12[2]	15-16[2]	3-4	7-8[2]	11-12[2]	15-16	3-4	7-8[2]	11-12[2]	15-16[2]
	LOQ (mg/kg) LOD (mg/kg) DL (mg/kg)	0.383 0.191 0.0957	0.099 0.029 0.044	0.099 0.029 0.044	0.099 0.029 0.044	0.401 0.201 0.100	0.099 0.029 0.044	0.099 0.03 0.044	0.405 0.203 0.101	0.411 0.206 0.103	0.099 0.03 0.044	0.099 0.029 0.044	0.099 0.028 0.044
	Comparison Levels[1] (mg/kg)												
2,4,6-TNT	4.7[a]/5.1[b]	<0.191 UJ	0.0096 J	<0.014 UJ	<0.015UJ	<0.201 U	0.039 J	0.71 J	0.252 J	<0.206 U	<0.015 UJ	<0.015 UJ	<0.015 UJ
2,4-DNT	0.042	<0.191 UJ	<0.029 UJ	<0.029 UJ	<0.029 UJ	<0.201 U	<0.029 UJ	<0.03 UJ	<0.203 U	<0.206 U	<0.03 UJ	<0.029 UJ	<0.028 UJ
2,6-DNT	0.042	<0.191 UJ	<0.029 UJ	<0.029 UJ	<0.029 UJ	<0.201 U	<0.029 UJ	<0.03 UJ	<0.203 U	<0.206 U	<0.03 UJ	<0.029 UJ	<0.028 UJ

Chemical Name	Sample ID	29SB137				29SB140				29SB148			
	Collection Date	3/8/2021				3/4/2021				3/8/2021			
	Depth Interval (ft bgs)	3-4	7-8	11-12	15-16[2]	3-4[2]	7-8	11-12[2]	15-16[2]	3-4[2]	7-8	11-12[2]	15-16[2]
	LOQ (mg/kg) LOD (mg/kg) DL (mg/kg)	0.385 0.193 0.0963	0.416 0.208 0.104	0.402 0.201 0.101	0.099 0.029 0.044	0.099 0.029 0.044	0.398 0.199 0.0994	0.099 0.029 0.044	0.099 0.029 0.044	0.099 0.029 0.044	0.402 0.201 0.101	0.099 0.028 0.044	0.099 0.029 0.044
	Comparison Levels[1] (mg/kg)												
2,4,6-TNT	4.7[a]/5.1[b]	0.209 J	<0.208 U	**41.6**	**21 J**	<0.015 UJ	<0.199 U	<0.015 UJ	0.018 J	0.02 J	<0.201 U	0.022 J	0.046 J
2,4-DNT	0.042	<0.193 U	<0.208 U	**0.196 J**	**0.069 J**	<0.029 UJ	<0.199 U	<0.029 UJ	0.0094 J	<0.029 UJ	<0.201 U	<0.028 UJ	<0.029 UJ
2,6-DNT	0.042	<0.193 U	<0.208 U	<0.201 U	0.029 UJ	<0.029 UJ	<0.199 U	<0.029 UJ	<0.029 UJ	<0.029 UJ	<0.201 U	<0.028 UJ	<0.029 UJ

Notes:

1 = GWP-Ind Texas Commission on Environmental Quality soil medium specific concentration for industrial use based on groundwater protection

2= ETA re-analyzed results.

mg/kg = milligrams per kilogram

J+ = Estimated Biased High

J- = Estimated Biased Low

J = Estimated

<0.195 U = Nondetect

<0.195 UJ = Nondetect, LOD is estimated

Shaded = Positive Detection

Bold Italic = Exceeds Comparison Levels

a = applies to 0-3 feet below ground surface

b = applies from 3 feet below ground surface to groundwater interface

Chemical Name	Sample ID	29SB149				29SB150				29SB151			
	Collection Date	3/4/2021				3/4/2021				3/4/2021			
	Depth Interval (ft bgs)	3-4[2]	7-8	11-12[2]	15-16[2]	3-4[2]	7-8	11-12[2]	15-16[2]	3-4[2]	7-8	11-12[2]	15-16[2]
	LOQ (mg/kg) LOD (mg/kg) DL (mg/kg)	0.099 0.028 0.044	0.388 0.194 0.0971	0.099 0.029 0.044	0.099 0.029 0.044	0.099 0.03 0.044	0.408 0.201 0.102	0.099 0.029 0.044	0.099 0.029 0.044	0.099 0.029 0.044	0.391 0.196 0.0978	0.099 0.03 0.044	0.099 0.029 0.044
	Comparison Levels[1] (mg/kg)												
2,4,6-TNT	4.7[a]/5.1[b]	0.0091 J	<0.194 U	<0.015 UJ	<0.015 UJ	0.011 J	<0.204 U	<0.015 UJ	0.0094 J	0.011 J	<0.196 U	<0.015 UJ	<0.015 UJ
2,4-DNT	0.042	<0.028 UJ	<0.194 U	<0.029 UJ	<0.029 UJ	<0.03 UJ	<0.204 U	<0.029 UJ	<0.029 UJ	**0.07 J**	<0.196 U	<0.03 UJ	<0.029 UJ
2,6-DNT	0.042	<0.028 UJ	<0.194 U	<0.029 UJ	<0.029 UJ	<0.03 UJ	<0.204 U	<0.029 UJ	<0.029 UJ	<0.029 UJ	<0.196 U	<0.03 UJ	<0.029 UJ

Chemical Name	Sample ID	29SB152				29SB153				29SB134		
	Collection Date	3/4/2021				3/4/2021				3/10/2021		
	Depth Interval (ft bgs)	3-4	7-8	11-12[2]	15-16[2]	3-4[2]	7-8	11-12[2]	15-16[2]	5-6[2]	8-9[2]	12-13[2]
	LOQ (mg/kg) LOD (mg/kg) DL (mg/kg)	0.391 0.196 0.0978	0.405 0.203 0.101	0.099 0.029 0.044	0.099 0.029 0.044	0.099 0.029 0.044	0.397 0.199 0.0993	0.099 0.029 0.044	0.099 0.029 0.044	0.099 0.029 0.044	0.099 0.03 0.044	0.099 0.029 0.044
	Comparison Levels[1] (mg/kg)											
2,4,6-TNT	4.7[a]/5.1[b]	0.621	<0.203 U	0.0094 J	<0.14 UJ	<0.015 UJ	<0.199 U	<0.14 UJ	<0.015 UJ	0.011 J	<0.015 UJ	<0.015 UJ
2,4-DNT	0.042	**0.770 J+**	<0.203 U	<0.029 UJ	<0.029 UJ	<0.029 UJ	<0.199 U	<0.029 UJ	<0.029 UJ	**0.07 J**	<0.03 UJ	<0.029 UJ
2,6-DNT	0.042	<0.196 U	<0.203 U	<0.029 UJ	<0.029 UJ	<0.029 UJ	<0.199 U	<0.029 UJ	<0.029 UJ	<0.029 UJ	<0.03 UJ	<0.029 UJ

Notes:

1 = GWP-Ind Texas Commission on Environmental Quality soil medium specific concentration for industrial use based on groundwater protection

2= ETA re-analyzed results.

mg/kg = milligrams per kilogram

J+ = Estimated Biased High

J- = Estimated Biased Low

J = Estimated

<0.195 U = Nondetect

<0.195 UJ = Nondetect, LOD is estimated

Shaded = Positive Detection

Bold Italic = Exceeds Comparison Levels

a = applies to 0-3 feet below ground surface

b = applies from 3 feet below ground surface to groundwater interface

Chemical Name	Sample ID	29SB141			29SB154			29SB155		29SB156		
	Collection Date	3/10/2021			3/10/2021			44264		3/10/2021		
	Depth Interval (ft bgs)	10-11[2]	13-14[2]	17-18[2]	3-4[2]	6-7[2]	10-11[2]	11-12[2]	15-16	9-10	12-13[2]	16-17
	LOQ (mg/kg) LOD (mg/kg) DL (mg/kg)	0.099 0.028 0.044	0.099 0.027 0.044	0.099 0.028 0.044	0.099 0.029 0.044	0.099 0.029 0.044	0.099 0.029 0.044	0.099 0.027 0.044	0.388 0.195 0.0971	0.388 0.194 0.0971	0.099 0.028 0.044	0.388 0.208 0.0971
	Comparison Levels[1] (mg/kg)											
2,4,6-TNT	4.7[a]/5.1[b]	0.0011 J	0.089 J	0.011 J	0.026 J	0.013 J	0.012 J	0.073 J	0.197 J	2.50 J	0.0069 J+	<0.208 U
2,4-DNT	0.042	<0.028 UJ	<0.027 UJ	<0.028 UJ	<0.029 UJ	<0.029 UJ	<0.029 UJ	0.027 UJ	<0.195 U	<0.194 U	<0.028 UJ	<0.208 U
2,6-DNT	0.042	<0.028 UJ	<0.027 UJ	<0.028 UJ	<0.029 UJ	<0.029 UJ	<0.029 UJ	0.027 UJ	<0.195 U	<0.194 U	<0.028 UJ	<0.208 U

Chemical Name	Sample ID	29SB157			29SB158			29SB159		
	Collection Date	3/10/2021			3/10/2021			3/10/2021		
	Depth Interval (ft bgs)	5.5-6.5	8.5-9.5	12.5-13.5[2]	10-11[2]	13-14[2]	17-18[2]	1.5-2.5[2]	4.5-5.5[2]	8.5-9.5[2]
	LOQ (mg/kg) LOD (mg/kg) DL (mg/kg)	0.388 0.197 0.0971	0.388 0.201 0.0971	0.099 0.028 0.044	0.099 0.029 0.044	0.099 0.028 0.044	0.099 0.029 0.044	0.099 0.028 0.044	0.099 0.029 0.044	0.099 0.03 0.044
	Comparison Levels[1] (mg/kg)									
2,4,6-TNT	4.7[a]/5.1[b]	<0.197 U	<0.201 U	0.012 J	0.11 J	0.012 J	0.014 J	0.016 J	0.01 J	0.01 J
2,4-DNT	0.042	<0.197 U	<0.201 U	<0.028 UJ	<0.029 UJ	<0.028 UJ	<0.029 UJ	<0.028 UJ	<0.029 UJ	<0.03 UJ
2,6-DNT	0.042	<0.197 U	<0.201 U	<0.028 UJ	<0.029 UJ	<0.028 UJ	<0.029 UJ	<0.028 UJ	<0.029 UJ	<0.03 UJ

Notes:

1 = GWP-Ind Texas Commission on Environmental Quality soil medium specific concentration for industrial use based on groundwater protection

2= ETA re-analyzed results.

mg/kg = milligrams per kilogram

J+ = Estimated Biased High

J- = Estimated Biased Low

J = Estimated

<0.195 U = Nondetect

<0.195 UJ = Nondetect, LOD is estimated

Shaded = Positive Detection

Bold Italic = Exceeds Comparison Levels

a = applies to 0-3 feet below ground surface

b = applies from 3 feet below ground surface to groundwater interface

CAS No.	Chemical Name	Sample ID	29SB167 (3-4)		29SB167 (3-4)		29SB167 (6-7)		29SB167 (11-12)		29SB167 (14.5-15)	
		Collection Date	3/24/2022		3/24/2022		3/24/2022		3/24/2022		3/24/2022	
		Sampled Media	Soil Boring		Soil Boring		Soil Boring		Soil Boring		Soil Boring	
		Comparison Levels (mg/kg[1])	mg/kg	LOQ LOD DL (mg/kg)	mg/kg	LOQ LOD DL (mg/kg)	mg/kg	LOQ LOD DL (mg/kg)	mg/kg	LOQ LOD DL (mg/kg)	mg/kg	LOQ LOD DL (mg/kg)
99-65-0	1,3-Dinitrobenzene (1,3-DNB)	1	<0.048 U	0.097 0.048 0.043	<0.049 U	0.099 0.049 0.044	<0.049 U	0.098 0.049 0.044	<0.048 U	0.097 0.048 0.043	<0.047 U	0.094 0.047 0.042
118-96-7	2,4,6-Trinitrotoluene (2,4,6-TNT)	4.7[a]/5.1[b]	<0.048 U	0.097 0.048 0.036	0.18	0.099 0.049 0.036	<0.049 U	0.098 0.049 0.036	<0.048 U	0.097 0.048 0.036	<0.047 U	0.094 0.047 0.035
121-14-2	2,4-Dinitrotoluene (2,4-DNT)	0.042	***0.096 J***	0.097 0.048 0.045	***0.2***	0.099 0.049 0.046	<0.049 U	0.098 0.049 0.045	<0.048 U	0.097 0.048 0.045	<0.047 U	0.094 0.047 0.044
606-20-2	2,6-Dinitrotoluene (2,6-DNT)	0.042	<0.048 U	0.097 0.048 0.039	<0.049 U	0.099 0.049 0.040	<0.049 U	0.098 0.049 0.039	<0.048 U	0.097 0.048 0.039	<0.047 U	0.094 0.047 0.038
35572-78-2	2-Amino-4,6-dinitrotoluene (2-Am-DNT)	1.7	<0.048 U	0.097 0.048 0.048	<0.049 U	0.099 0.049 0.049	<0.049 U	0.098 0.049 0.048	<0.048 U	0.097 0.048 0.048	<0.047 U	0.094 0.047 0.047
19406-51-0	4-Amino-2,6-dinitrotoluene (4-Am-DNT)	1.7	<0.048 U	0.097 0.048 0.030	<0.049 U	0.099 0.049 0.031	<0.049 U	0.098 0.049 0.030	<0.048 U	0.097 0.048 0.030	<0.047 U	0.094 0.047 0.029
88-72-2	2-Nitrotoluene (2-NT)	100	<0.048 U	0.097 0.048 0.041	<0.049 U	0.099 0.049 0.042	<0.049 U	0.098 0.049 0.042	<0.048 U	0.097 0.048 0.041	<0.047 U	0.094 0.047 0.040
99-08-1	3-Nitrotoluene (3-NT)	100	<0.048 U	0.097 0.048 0.042	<0.049 U	0.099 0.049 0.043	<0.049 U	0.098 0.049 0.042	<0.048 U	0.097 0.048 0.042	<0.047 U	0.094 0.047 0.041
99-99-0	4-Nitrotoluene (4-NT)	100	<0.048 U	0.097 0.048 0.048	<0.049 U	0.099 0.049 0.049	<0.049 U	0.098 0.049 0.048	<0.048 U	0.097 0.048 0.048	<0.047 U	0.094 0.047 0.047

CAS No.	Chemical Name	Sample ID	29SB168 (3-4)		29SB168 (6-7)		29SB168 (11-12)		29SB168 (14.5-15)		29SB169 (3-4)	
		Collection Date	3/24/2022		3/24/2022		3/24/2022		3/24/2022		3/24/2022	
		Sampled Media	Soil Boring		Soil Boring		Soil Boring		Soil Boring		Soil Boring	
		Comparison Levels (mg/kg[1])	mg/kg	LOQ LOD DL (mg/kg)	mg/kg	LOQ LOD DL (mg/kg)	mg/kg	LOQ LOD DL (mg/kg)	mg/kg	LOQ LOD DL (mg/kg)	mg/kg	LOQ LOD DL (mg/kg)
99-65-0	1,3-Dinitrobenzene (1,3-DNB)	1	<0.049 U	0.097 0.049 0.044	<0.047 U	0.093 0.047 0.042	<0.048 U	0.095 0.048 0.043	<0.047 U	0.094 0.047 0.042	<0.048 U	0.096 0.048 0.043
118-96-7	2,4,6-Trinitrotoluene (2,4,6-TNT)	4.7[a]/5.1[b]	1.8	0.97 0.49 0.36	1.4 J	0.93 0.47 0.34	3.3	0.95 0.48 0.35	<0.047 U	0.094 0.047 0.035	<0.048 U	0.096 0.048 0.035
121-14-2	2,4-Dinitrotoluene (2,4-DNT)	0.042	***1***	0.97 0.49 0.45	***5.1***	0.93 0.47 0.43	***31***	4.8 2.4 2.2	***0.19***	0.094 0.047 0.044	<0.048 U	0.096 0.048 0.045
606-20-2	2,6-Dinitrotoluene (2,6-DNT)	0.042	***0.1***	0.097 0.049 0.039	***0.47***	0.093 0.047 0.038	***4.8***	0.95 0.48 0.38	<0.047 U	0.094 0.047 0.038	<0.048 U	0.096 0.048 0.039
35572-78-2	2-Amino-4,6-dinitrotoluene (2-Am-DNT)	1.7	0.088 J	0.097 0.049 0.048	0.2	0.093 0.047 0.046	<0.048 U	0.095 0.048 0.047	<0.047 U	0.094 0.047 0.047	<0.048 U	0.096 0.048 0.048
19406-51-0	4-Amino-2,6-dinitrotoluene (4-Am-DNT)	1.7	0.078 J	0.097 0.049 0.030	0.16	0.093 0.047 0.029	0.051 J	0.095 0.048 0.030	<0.047 U	0.094 0.047 0.029	<0.048 U	0.096 0.048 0.030
88-72-2	2-Nitrotoluene (2-NT)	100	0.055 J	0.097 0.049 0.042	0.21	0.093 0.047 0.040	23	4.8 2.4 2.0	0.069 J	0.094 0.047 0.040	<0.048 U	0.096 0.048 0.041
99-08-1	3-Nitrotoluene (3-NT)	100	<0.049 U	0.097 0.049 0.042	0.045 J	0.093 0.047 0.040	4	0.95 0.48 0.41	<0.047 U	0.094 0.047 0.041	<0.048 U	0.096 0.048 0.041
99-99-0	4-Nitrotoluene (4-NT)	100	0.11	0.097 0.049 0.048	0.15	0.093 0.047 0.047	24	4.8 2.4 2.4	0.093 J	0.094 0.047 0.046	<0.048 U	0.096 0.048 0.047

CAS No.	Chemical Name	Sample ID	29SB169 (6-7)		29SB169 (6-7)		29SB169 (11-12)		SB169 (14.5-15)		29SB170 (3-4)	
		Collection Date	3/24/2022		3/24/2022		3/24/2022		3/24/2022		3/24/2022	
		Sampled Media	Soil Boring		Soil Boring		Soil Boring		Soil Boring		Soil Boring	
		Comparison Levels (mg/kg[1])	mg/kg	LOQ LOD DL (mg/kg)	mg/kg	LOQ LOD DL (mg/kg)	mg/kg	LOQ LOD DL (mg/kg)	mg/kg	LOQ LOD DL (mg/kg)	mg/kg	LOQ LOD DL (mg/kg)
99-65-0	1,3-Dinitrobenzene (1,3-DNB)	1	<0.050 U	0.099 0.050 0.044	<0.048 U	0.097 0.048 0.041	<0.048 U	0.097 0.048 0.043	<0.047 U	0.093 0.047 0.042	<0.049 U	0.097 0.049 0.044
118-96-7	2,4,6-Trinitrotoluene (2,4,6-TNT)	4.7[a]/5.1[b]	0.22	0.099 0.050 0.037	0.25	0.097 0.048 0.034	<0.048 U	0.097 0.048 0.036	<0.047 U	0.093 0.047 0.034	<0.049 U	0.097 0.049 0.036
121-14-2	2,4-Dinitrotoluene (2,4-DNT)	0.042	***0.75***	0.099 0.050 0.046	***0.76***	0.097 0.048 0.043	***0.14***	0.097 0.048 0.045	***0.11***	0.093 0.047 0.044	<0.049 U	0.097 0.049 0.045
606-20-2	2,6-Dinitrotoluene (2,6-DNT)	0.042	<0.050 U	0.099 0.050 0.040	<0.048 U	0.097 0.048 0.037	<0.048 U	0.097 0.048 0.039	<0.047 U	0.093 0.047 0.038	<0.049 U	0.097 0.049 0.039
35572-78-2	2-Amino-4,6-dinitrotoluene (2-Am-DNT)	1.7	<0.050 U	0.099 0.050 0.049	<0.048 U	0.097 0.048 0.046	<0.048 U	0.097 0.048 0.048	<0.047 U	0.093 0.047 0.046	<0.049 U	0.097 0.049 0.048
19406-51-0	4-Amino-2,6-dinitrotoluene (4-Am-DNT)	1.7	<0.050 U	0.099 0.050 0.031	<0.048 U	0.097 0.048 0.029	<0.048 U	0.097 0.048 0.030	<0.047 U	0.093 0.047 0.029	<0.049 U	0.097 0.049 0.030
88-72-2	2-Nitrotoluene (2-NT)	100	<0.050 U	0.099 0.050 0.043	<0.048 U	0.097 0.048 0.039	<0.048 U	0.097 0.048 0.041	<0.047 U	0.093 0.047 0.040	<0.049 U	0.097 0.049 0.042
99-08-1	3-Nitrotoluene (3-NT)	100	<0.050 U	0.099 0.050 0.043	<0.048 U	0.097 0.048 0.040	<0.048 U	0.097 0.048 0.042	<0.047 U	0.093 0.047 0.040	<0.049 U	0.097 0.049 0.042
99-99-0	4-Nitrotoluene (4-NT)	100	<0.050 U	0.099 0.050 0.049	<0.048 U	0.097 0.048 0.046	<0.048 U	0.097 0.048 0.048	<0.047 U	0.093 0.047 0.046	<0.049 U	0.097 0.049 0.048

CAS No.	Chemical Name	Sample ID	29SB170 (6-7)		29SB170 (11-12)		29SB170 (14.5-15)		29SB171 (3-4)		29SB171 (6-7)	
		Collection Date	3/24/2022		3/24/2022		3/24/2022		3/24/2022		3/24/2022	
		Sampled Media	Soil Boring		Soil Boring		Soil Boring		Soil Boring		Soil Boring	
		Comparison Levels (mg/kg[1])	mg/kg	LOQ LOD DL (mg/kg)	mg/kg	LOQ LOD DL (mg/kg)	mg/kg	LOQ LOD DL (mg/kg)	mg/kg	LOQ LOD DL (mg/kg)	mg/kg	LOQ LOD DL (mg/kg)
99-65-0	1,3-Dinitrobenzene (1,3-DNB)	1	<0.047 U	0.095 0.047 0.042	<0.049 U	0.098 0.049 0.044	<0.048 U	0.097 0.048 0.043	<0.049 U	0.097 0.049 0.043	<0.050 U	0.10 0.050 0.044
118-96-7	2,4,6-Trinitrotoluene (2,4,6-TNT)	4.7[a]/5.1[b]	0.15	0.095 0.047 0.035	<0.049 U	0.098 0.049 0.036	<0.048 U	0.097 0.048 0.036	<0.049 U	0.097 0.049 0.036	<0.050 U	0.10 0.050 0.037
121-14-2	2,4-Dinitrotoluene (2,4-DNT)	0.042	***0.37***	0.095 0.047 0.044	<0.049 U	0.098 0.049 0.046	***0.079 J***	0.097 0.048 0.045	<0.049 U	0.097 0.049 0.045	***0.066 J***	0.10 0.050 0.046
606-20-2	2,6-Dinitrotoluene (2,6-DNT)	0.042	<0.047 U	0.095 0.047 0.038	<0.049 U	0.098 0.049 0.040	<0.048 U	0.097 0.048 0.039	<0.049 U	0.097 0.049 0.039	<0.050 U	0.10 0.050 0.040
35572-78-2	2-Amino-4,6-dinitrotoluene (2-Am-DNT)	1.7	<0.047 U	0.095 0.047 0.047	<0.049 U	0.098 0.049 0.049	<0.048 U	0.097 0.040 0.048	<0.049 U	0.097 0.049 0.048	<0.050 U	0.10 0.050 0.049
19406-51-0	4-Amino-2,6-dinitrotoluene (4-Am-DNT)	1.7	<0.047 UJ	0.095 0.047 0.030	<0.049 U	0.098 0.049 0.030	<0.048 U	0.097 0.048 0.030	<0.049 U	0.097 0.049 0.030	<0.050 U	0.10 0.050 0.031
88-72-2	2-Nitrotoluene (2-NT)	100	<0.047 U	0.095 0.047 0.041	<0.049 U	0.098 0.049 0.042	<0.048 U	0.097 0.048 0.041	<0.049 U	0.097 0.049 0.042	<0.050 U	0.10 0.050 0.043
99-08-1	3-Nitrotoluene (3-NT)	100	<0.047 U	0.095 0.047 0.041	<0.049 U	0.098 0.049 0.042	<0.048 U	0.097 0.048 0.042	<0.049 U	0.097 0.049 0.042	<0.050 U	0.10 0.050 0.043
99-99-0	4-Nitrotoluene (4-NT)	100	<0.047 U	0.095 0.047 0.047	<0.049 U	0.098 0.049 0.048	<0.048 U	0.097 0.048 0.048	<0.049 U	0.097 0.049 0.048	<0.050 U	0.10 0.050 0.049

CAS No.	Chemical Name	Sample ID	29SB171 (11-12)		29SB171 (11-12)		29SB171 (14.5-15)		29SB172 (3-4)		29SB172 (6-7)	
		Collection Date	3/24/2022		3/24/2022		3/24/2022		3/24/2022		3/24/2022	
		Sampled Media	Soil Boring		Soil Boring		Soil Boring		Soil Boring		Soil Boring	
		Comparison Levels (mg/kg[1])	mg/kg	LOQ LOD DL (mg/kg)	mg/kg	LOQ LOD DL (mg/kg)	mg/kg	LOQ LOD DL (mg/kg)	mg/kg	LOQ LOD DL (mg/kg)	mg/kg	LOQ LOD DL (mg/kg)
99-65-0	1,3-Dinitrobenzene (1,3-DNB)	1	<0.049 U	0.099 0.049 0.044	<0.048 U	0.096 0.048 0.043	<0.048 U	0.095 0.048 0.043	<0.048 U	0.097 0.048 0.043	<0.047 U	0.094 0.047 0.042
118-96-7	2,4,6-Trinitrotoluene (2,4,6-TNT)	4.7[a]/5.1[b]	<0.049 U	0.099 0.049 0.036	<0.048 U	0.096 0.048 0.035	<0.048 U	0.095 0.048 0.035	<0.048 UJ	0.097 0.048 0.036	<0.047 UJ	0.094 0.047 0.035
121-14-2	2,4-Dinitrotoluene (2,4-DNT)	0.042	<0.049 U	0.099 0.049 0.046	<0.048 U	0.096 0.048 0.045	<0.048 U	0.095 0.048 0.044	<0.048 U	0.097 0.048 0.045	<0.047 U	0.094 0.047 0.044
606-20-2	2,6-Dinitrotoluene (2,6-DNT)	0.042	<0.049 U	0.099 0.049 0.040	<0.048 U	0.096 0.048 0.039	<0.048 U	0.095 0.048 0.038	<0.048 U	0.097 0.048 0.039	<0.047 U	0.094 0.047 0.038
35572-78-2	2-Amino-4,6-dinitrotoluene (2-Am-DNT)	1.7	<0.049 U	0.099 0.049 0.049	<0.048 U	0.096 0.048 0.047	<0.048 U	0.095 0.048 0.047	<0.048 U	0.097 0.048 0.048	<0.047 U	0.094 0.047 0.047
19406-51-0	4-Amino-2,6-dinitrotoluene (4-Am-DNT)	1.7	<0.049 U	0.099 0.049 0.031	<0.048 U	0.096 0.048 0.030	<0.048 U	0.095 0.048 0.030	<0.048 U	0.097 0.048 0.030	<0.047 U	0.094 0.047 0.029
88-72-2	2-Nitrotoluene (2-NT)	100	<0.049 U	0.099 0.049 0.042	<0.048 U	0.096 0.048 0.041	<0.048 U	0.095 0.048 0.041	<0.048 U	0.097 0.048 0.041	<0.047 U	0.094 0.047 0.040
99-08-1	3-Nitrotoluene (3-NT)	100	<0.049 U	0.099 0.049 0.043	<0.048 U	0.096 0.048 0.041	<0.048 U	0.095 0.048 0.041	<0.048 U	0.097 0.048 0.042	<0.047 U	0.094 0.047 0.041
99-99-0	4-Nitrotoluene (4-NT)	100	<0.049 U	0.099 0.049 0.049	<0.048 U	0.096 0.048 0.047	<0.048 U	0.095 0.048 0.047	<0.048 U	0.097 0.048 0.048	<0.047 U	0.094 0.047 0.046

CAS No.	Chemical Name	Sample ID	29SB172 (11-12)		29SB172 (14.5-15)		29SB173 (3-4)		29SB173 (6-7)		29SB173 (11-12)	
		Collection Date	3/24/2022		3/24/2022		3/24/2022		3/24/2022		3/24/2022	
		Sampled Media	Soil Boring		Soil Boring		Soil Boring		Soil Boring		Soil Boring	
		Comparison Levels (mg/kg[1])	mg/kg	LOQ LOD DL (mg/kg)	mg/kg	LOQ LOD DL (mg/kg)	mg/kg	LOQ LOD DL (mg/kg)	mg/kg	LOQ LOD DL (mg/kg)	mg/kg	LOQ LOD DL (mg/kg)
99-65-0	1,3-Dinitrobenzene (1,3-DNB)	1	<0.048 U	0.097 0.048 0.043	<0.049 U	0.098 0.049 0.044	<0.048 U	0.096 0.048 0.043	<0.048 U	0.096 0.048 0.043	<0.048 U	0.096 0.048 0.043
118-96-7	2,4,6-Trinitrotoluene (2,4,6-TNT)	4.7[a]/5.1[b]	<0.048 UJ	0.097 0.048 0.036	<0.049 UJ	0.098 0.049 0.036	<0.048 UJ	0.096 0.048 0.035	<0.048 UJ	0.096 0.048 0.035	<0.048 UJ	0.096 0.048 0.035
121-14-2	2,4-Dinitrotoluene (2,4-DNT)	0.042	<0.048 U	0.097 0.048 0.045	<0.049 U	0.098 0.049 0.046	<0.048 U	0.096 0.048 0.045	<0.048 U	0.096 0.048 0.045	<0.048 U	0.096 0.048 0.045
606-20-2	2,6-Dinitrotoluene (2,6-DNT)	0.042	<0.048 U	0.097 0.048 0.039	***0.11***	0.098 0.049 0.040	<0.048 U	0.096 0.048 0.039	<0.048 U	0.096 0.048 0.039	<0.048 U	0.096 0.048 0.038
35572-78-2	2-Amino-4,6-dinitrotoluene (2-Am-DNT)	1.7	<0.048 U	0.097 0.048 0.048	<0.049 U	0.098 0.049 0.049	<0.048 U	0.096 0.048 0.048	<0.048 U	0.096 0.048 0.047	<0.048 U	0.096 0.048 0.047
19406-51-0	4-Amino-2,6-dinitrotoluene (4-Am-DNT)	1.7	<0.048 U	0.097 0.048 0.030	<0.049 U	0.098 0.049 0.031	<0.048 U	0.096 0.048 0.030	<0.048 U	0.096 0.048 0.030	<0.048 U	0.096 0.048 0.030
88-72-2	2-Nitrotoluene (2-NT)	100	<0.048 U	0.097 0.048 0.041	<0.049 U	0.098 0.049 0.042	<0.048 U	0.096 0.048 0.041	<0.048 U	0.096 0.048 0.041	<0.048 U	0.096 0.048 0.041
99-08-1	3-Nitrotoluene (3-NT)	100	<0.048 U	0.097 0.048 0.042	<0.049 U	0.098 0.049 0.043	<0.048 U	0.096 0.048 0.042	<0.048 U	0.096 0.048 0.041	<0.048 U	0.096 0.048 0.041
99-99-0	4-Nitrotoluene (4-NT)	100	<0.048 U	0.097 0.048 0.048	<0.049 U	0.098 0.049 0.049	<0.048 U	0.096 0.048 0.048	<0.048 U	0.096 0.048 0.047	<0.048 U	0.096 0.048 0.047

CAS No.	Chemical Name	Sample ID	29SB173 (14.5-15)		29SB174 (3-4)		29SB174 (6-7)		29SB174 (11-12)		29SB174 (14.5-15)	
		Collection Date	3/24/2022		3/24/2022		3/24/2022		3/24/2022		3/24/2022	
		Sampled Media	Soil Boring		Soil Boring		Soil Boring		Soil Boring		Soil Boring	
		Comparison Levels (mg/kg[1])	mg/kg	LOQ LOD DL (mg/kg)	mg/kg	LOQ LOD DL (mg/kg)	mg/kg	LOQ LOD DL (mg/kg)	mg/kg	LOQ LOD DL (mg/kg)	mg/kg	LOQ LOD DL (mg/kg)
99-65-0	1,3-Dinitrobenzene (1,3-DNB)	1	<0.048 U	0.096 0.048 0.043	<0.047 U	0.093 0.047 0.042	<0.048 U	0.096 0.048 0.043	<0.049 U	0.098 0.049 0.044	<0.049 U	0.098 0.049 0.044
118-96-7	2,4,6-Trinitrotoluene (2,4,6-TNT)	4.7[a]/5.1[b]	<0.048 UJ	0.096 0.048 0.035	<0.047 U	0.093 0.047 0.034	<0.048 U	0.096 0.048 0.035	<0.049 U	0.098 0.049 0.036	<0.049 U	0.098 0.049 0.036
121-14-2	2,4-Dinitrotoluene (2,4-DNT)	0.042	***1.6***	0.48 0.24 0.22	<0.047 U	0.093 0.047 0.044	<0.048 U	0.096 0.048 0.045	<0.049 U	0.098 0.049 0.046	<0.049 U	0.098 0.049 0.046
606-20-2	2,6-Dinitrotoluene (2,6-DNT)	0.042	***0.58***	0.096 0.048 0.039	<0.047 U	0.093 0.047 0.038	<0.048 U	0.096 0.048 0.039	<0.049 U	0.098 0.049 0.039	<0.049 U	0.098 0.049 0.039
35572-78-2	2-Amino-4,6-dinitrotoluene (2-Am-DNT)	1.7	<0.048 U	0.096 0.048 0.048	<0.047 U	0.093 0.047 0.046	<0.048 U	0.096 0.048 0.048	<0.049 U	0.098 0.049 0.049	<0.049 U	0.098 0.049 0.049
19406-51-0	4-Amino-2,6-dinitrotoluene (4-Am-DNT)	1.7	<0.048 U	0.096 0.048 0.030	<0.047 U	0.093 0.047 0.029	<0.048 U	0.096 0.048 0.030	<0.049 U	0.098 0.049 0.030	<0.049 U	0.098 0.049 0.030
88-72-2	2-Nitrotoluene (2-NT)	100	0.41	0.096 0.048 0.041	<0.047 U	0.093 0.047 0.040	<0.048 U	0.096 0.048 0.041	<0.049 U	0.098 0.049 0.042	<0.049 U	0.098 0.049 0.042
99-08-1	3-Nitrotoluene (3-NT)	100	0.11	0.096 0.048 0.041	<0.047 U	0.093 0.047 0.040	<0.048 U	0.096 0.048 0.042	<0.049 U	0.098 0.049 0.042	<0.049 U	0.098 0.049 0.042
99-99-0	4-Nitrotoluene (4-NT)	100	1.6	0.48 0.24 0.24	<0.047 U	0.093 0.047 0.046	<0.048 U	0.096 0.048 0.048	<0.049 U	0.098 0.049 0.048	<0.049 U	0.098 0.049 0.048

CAS No.	Chemical Name	Sample ID	29SB175 (3-4)		29SB175 (6-7)		29SB175 (11-12)		29SB175 (11-12)		29SB175 (14.5-15)	
		Collection Date	3/24/2022		3/24/2022		3/24/2022		3/24/2022		3/24/2022	
		Sampled Media	Soil Boring		Soil Boring		Soil Boring		Soil Boring		Soil Boring	
		Comparison Levels (mg/kg[1])	mg/kg	LOQ LOD DL (mg/kg)	mg/kg	LOQ LOD DL (mg/kg)	mg/kg	LOQ LOD DL (mg/kg)	mg/kg	LOQ LOD DL (mg/kg)	mg/kg	LOQ LOD DL (mg/kg)
99-65-0	1,3-Dinitrobenzene (1,3-DNB)	1	<0.049 U	0.098 0.049 0.044	<0.047 U	0.095 0.047 0.042	<0.047 U	0.093 0.047 0.042	<0.047 U	0.095 0.047 0.042	<0.049 U	0.099 0.049 0.044
118-96-7	2,4,6-Trinitrotoluene (2,4,6-TNT)	4.7[a]/5.1[b]	<0.049 UJ	0.098 0.049 0.036	<0.047 UJ	0.095 0.047 0.035	<0.047 UJ	0.093 0.047 0.034	<0.047 U	0.095 0.047 0.036	<0.049 UJ	0.099 0.049 0.035
121-14-2	2,4-Dinitrotoluene (2,4-DNT)	0.042	***0.057 J***	0.098 0.049 0.046	<0.047 U	0.095 0.047 0.044	<0.047 U	0.093 0.047 0.043	<0.047 U	0.095 0.047 0.044	<0.049 U	0.099 0.049 0.046
606-20-2	2,6-Dinitrotoluene (2,6-DNT)	0.042	<0.049 U	0.098 0.049 0.040	<0.047 U	0.095 0.047 0.038	<0.047 U	0.093 0.047 0.038	<0.047 U	0.095 0.047 0.038	<0.049 U	0.099 0.049 0.040
35572-78-2	2-Amino-4,6-dinitrotoluene (2-Am-DNT)	1.7	<0.049 U	0.098 0.049 0.049	<0.047 U	0.095 0.047 0.047	<0.047 U	0.093 0.047 0.046	<0.047 U	0.095 0.047 0.047	<0.049 U	0.099 0.049 0.049
19406-51-0	4-Amino-2,6-dinitrotoluene (4-Am-DNT)	1.7	<0.049 U	0.098 0.049 0.030	<0.047 U	0.095 0.047 0.030	<0.047 U	0.093 0.047 0.029	<0.047 U	0.095 0.047 0.029	<0.049 U	0.099 0.049 0.031
88-72-2	2-Nitrotoluene (2-NT)	100	<0.049 U	0.098 0.049 0.042	<0.047 U	0.095 0.047 0.041	<0.047 U	0.093 0.047 0.040	<0.047 U	0.095 0.047 0.041	<0.049 U	0.099 0.049 0.042
99-08-1	3-Nitrotoluene (3-NT)	100	<0.049 U	0.098 0.049 0.042	<0.047 U	0.095 0.047 0.041	<0.047 U	0.093 0.047 0.040	<0.047 U	0.095 0.047 0.041	<0.049 U	0.099 0.049 0.043
99-99-0	4-Nitrotoluene (4-NT)	100	<0.049 U	0.098 0.049 0.048	<0.047 U	0.095 0.047 0.047	<0.047 U	0.093 0.047 0.046	<0.047 U	0.095 0.047 0.047	<0.049 U	0.099 0.049 0.049

CAS No.	Chemical Name	Sample ID	29SB176 (14.5-15)		29SB177 (14.5-15)		29SB178 (14.5-15)		29SB179 (14.5-15)		29SB180 (14.5-15)	
		Collection Date	3/24/2022		3/24/2022		3/24/2022		3/24/2022		3/24/2022	
		Sampled Media	Soil Boring		Soil Boring		Soil Boring		Soil Boring		Soil Boring	
		Comparison Levels (mg/kg[1])	mg/kg	LOQ LOD DL (mg/kg)	mg/kg	LOQ LOD DL (mg/kg)	mg/kg	LOQ LOD DL (mg/kg)	mg/kg	LOQ LOD DL (mg/kg)	mg/kg	LOQ LOD DL (mg/kg)
99-65-0	1,3-Dinitrobenzene (1,3-DNB)	1	<0.049 U	0.098 0.049 0.044	<0.049 U	0.097 0.049 0.043	<0.048 U	0.097 0.048 0.043	<0.050 U	0.099 0.050 0.044	<0.049 U	0.098 0.049 0.044
118-96-7	2,4,6-Trinitrotoluene (2,4,6-TNT)	4.7[a]/5.1[b]	<0.049 U	0.098 0.049 0.036	<0.049 U	0.097 0.049 0.036	<0.048 U	0.097 0.048 0.036	<0.050 U	0.099 0.050 0.037	<0.049 UJ	0.098 0.049 0.036
121-14-2	2,4-Dinitrotoluene (2,4-DNT)	0.042	***3.2***	0.98 0.49 0.46	***2.2***	0.97 0.49 0.45	***0.19***	0.097 0.048 0.045	***0.27***	0.099 0.050 0.046	***0.56***	0.098 0.049 0.046
606-20-2	2,6-Dinitrotoluene (2,6-DNT)	0.042	***1.1***	0.98 0.49 0.39	***0.51***	0.097 0.049 0.039	<0.048 U	0.097 0.048 0.039	<0.050 U	0.099 0.050 0.040	***0.072 J***	0.098 0.049 0.039
35572-78-2	2-Amino-4,6-dinitrotoluene (2-Am-DNT)	1.7	0.048 J	0.098 0.049 0.048	<0.049 U	0.097 0.049 0.048	<0.048 U	0.097 0.048 0.048	<0.050 U	0.099 0.050 0.049	0.054 J	0.098 0.049 0.048
19406-51-0	4-Amino-2,6-dinitrotoluene (4-Am-DNT)	1.7	<0.049 U	0.098 0.049 0.030	<0.049 U	0.097 0.049 0.030	<0.048 U	0.097 0.048 0.030	<0.050 U	0.099 0.050 0.031	<0.049 U	0.098 0.049 0.030
88-72-2	2-Nitrotoluene (2-NT)	100	2.7	0.98 0.49 0.42	0.52	0.097 0.049 0.042	<0.048 U	0.097 0.048 0.041	0.078 J	0.099 0.050 0.042	0.15	0.098 0.049 0.042
99-08-1	3-Nitrotoluene (3-NT)	100	0.38	0.098 0.049 0.042	0.11	0.097 0.049 0.042	<0.048 U	0.097 0.048 0.042	<0.050 U	0.099 0.050 0.043	<0.049 U	0.098 0.049 0.042
99-99-0	4-Nitrotoluene (4-NT)	100	4	0.98 0.49 0.48	0.98	0.097 0.049 0.048	<0.048 U	0.097 0.048 0.048	0.12	0.099 0.050 0.049	0.2	0.098 0.049 0.048

CAS No.	Chemical Name	Sample ID	29SB181 (14.5-15)		29SB182 (14.5-15)		SB183 (1-2)		SB183 (1-2)		SB183 (3-4)	
		Collection Date	3/24/2022		3/24/2022		3/22/2022		3/22/2022		3/22/2022	
		Sampled Media	Soil Boring		Soil Boring		Soil Boring		Soil Boring		Soil Boring	
		Comparison Levels (mg/kg[1])	mg/kg	LOQ LOD DL (mg/kg)	mg/kg	LOQ LOD DL (mg/kg)	mg/kg	LOQ LOD DL (mg/kg)	mg/kg	LOQ LOD DL (mg/kg)	mg/kg	LOQ LOD DL (mg/kg)
99-65-0	1,3-Dinitrobenzene (1,3-DNB)	1	<0.050 U	0.10 0.050 0.045	<0.048 U	0.095 0.048 0.043	<0.049 U	0.098 0.049 0.044	<0.049 U	0.098 0.049 0.044	<0.048 U	0.095 0.048 0.043
118-96-7	2,4,6-Trinitrotoluene (2,4,6-TNT)	4.7[a]/5.1[b]	<0.050 UJ	0.10 0.050 0.037	<0.048 UJ	0.095 0.048 0.035	<0.049 U	0.098 0.049 0.036	<0.049 U	0.098 0.049 0.036	<0.048 U	0.095 0.048 0.035
121-14-2	2,4-Dinitrotoluene (2,4-DNT)	0.042	***1.9***	0.5 0.25 0.23	<0.048 U	0.095 0.048 0.044	<0.049 U	0.098 0.049 0.046	<0.049 U	0.098 0.049 0.046	<0.048 U	0.095 0.048 0.044
606-20-2	2,6-Dinitrotoluene (2,6-DNT)	0.042	***0.74***	0.10 0.050 0.040	<0.048 U	0.095 0.048 0.038	<0.049 U	0.098 0.049 0.040	<0.049 UJ	0.098 0.049 0.039	<0.048 U	0.095 0.048 0.038
35572-78-2	2-Amino-4,6-dinitrotoluene (2-Am-DNT)	1.7	<0.050 U	0.10 0.050 0.050	<0.048 U	0.095 0.048 0.047	<0.049 U	0.098 0.049 0.049	<0.049 U	0.098 0.049 0.049	<0.048 U	0.095 0.048 0.047
19406-51-0	4-Amino-2,6-dinitrotoluene (4-Am-DNT)	1.7	<0.050 U	0.10 0.050 0.031	<0.048 U	0.095 0.048 0.030	<0.049 U	0.098 0.049 0.031	<0.049 UJ	0.098 0.049 0.030	<0.048 U	0.095 0.048 0.030
88-72-2	2-Nitrotoluene (2-NT)	100	0.17	0.10 0.050 0.043	0.51	0.095 0.048 0.041	<0.049 U	0.098 0.049 0.042	<0.049 U	0.098 0.049 0.042	<0.048 U	0.095 0.048 0.041
99-08-1	3-Nitrotoluene (3-NT)	100	0.73	0.10 0.050 0.043	0.55	0.095 0.048 0.041	<0.049 U	0.098 0.049 0.042	<0.049 U	0.098 0.049 0.042	<0.048 U	0.095 0.048 0.041
99-99-0	4-Nitrotoluene (4-NT)	100	1.8	0.5 0.25 0.25	0.074 J	0.095 0.048 0.047	<0.049 U	0.098 0.049 0.049	<0.049 U	0.098 0.049 0.048	<0.048 U	0.095 0.048 0.047

CAS No.	Chemical Name	Sample ID	SB184 (3-4)		SB184 (7-8)		SB184 (7-8)		SB184 (11-12)		SB184 (13.5-14)	
		Collection Date			3/22/2022		3/22/2022		3/22/2022		3/22/2022	
		Sampled Media	Soil Boring		Soil Boring		Soil Boring		Soil Boring		Soil Boring	
		Comparison Levels (mg/kg[1])	mg/kg	LOQ LOD DL (mg/kg)	mg/kg	LOQ LOD DL (mg/kg)	mg/kg	LOQ LOD DL (mg/kg)	mg/kg	LOQ LOD DL (mg/kg)	mg/kg	LOQ LOD DL (mg/kg)
99-65-0	1,3-Dinitrobenzene (1,3-DNB)	1	<0.050 U	0.099 0.050 0.044	<0.050 U	0.099 0.050 0.044	<0.047 U	0.094 0.047 0.042	<0.047 U	0.094 0.047 0.042	<0.047 U	0.095 0.047 0.042
118-96-7	2,4,6-Trinitrotoluene (2,4,6-TNT)	4.7[a]/5.1[b]	<0.050 U	0.099 0.050 0.036	<0.050 U	0.099 0.050 0.036	<0.047 U	0.094 0.047 0.035	<0.047 U	0.094 0.047 0.034	<0.047 U	0.095 0.047 0.035
121-14-2	2,4-Dinitrotoluene (2,4-DNT)	0.042	<0.050 U	0.099 0.050 0.046	<0.050 U	0.099 0.050 0.046	<0.047 U	0.094 0.047 0.044	<0.047 U	0.094 0.047 0.044	<0.047 U	0.095 0.047 0.044
606-20-2	2,6-Dinitrotoluene (2,6-DNT)	0.042	<0.050 U	0.099 0.050 0.040	<0.050 U	0.099 0.050 0.040	<0.047 U	0.094 0.047 0.038	<0.047 U	0.094 0.047 0.038	<0.047 U	0.095 0.047 0.038
35572-78-2	2-Amino-4,6-dinitrotoluene (2-Am-DNT)	1.7	<0.050 U	0.099 0.050 0.049	<0.050 U	0.099 0.050 0.049	<0.047 U	0.094 0.047 0.047	<0.047 U	0.094 0.047 0.046	<0.047 U	0.095 0.047 0.047
19406-51-0	4-Amino-2,6-dinitrotoluene (4-Am-DNT)	1.7	<0.050 U	0.099 0.050 0.031	<0.050 U	0.099 0.050 0.031	<0.047 U	0.094 0.047 0.030	<0.047 U	0.094 0.047 0.029	<0.047 U	0.095 0.047 0.030
88-72-2	2-Nitrotoluene (2-NT)	100	<0.050 U	0.099 0.050 0.042	<0.050 U	0.099 0.050 0.042	<0.047 U	0.094 0.047 0.041	<0.047 U	0.094 0.047 0.040	<0.047 U	0.095 0.047 0.041
99-08-1	3-Nitrotoluene (3-NT)	100	<0.050 U	0.099 0.050 0.043	<0.050 U	0.099 0.050 0.043	<0.047 U	0.094 0.047 0.041	<0.047 U	0.094 0.047 0.040	<0.047 U	0.095 0.047 0.041
99-99-0	4-Nitrotoluene (4-NT)	100	<0.050 U	0.099 0.050 0.049	<0.050 U	0.099 0.050 0.046	<0.047 U	0.094 0.047 0.047	<0.047 U	0.094 0.047 0.046	<0.047 U	0.095 0.047 0.047

CAS No.	Chemical Name	Sample ID	SB185 (3-4)		SB185 (7-8)		SB185 (11-12)		SB185 (13.5-14)		SB186 (9-10)	
		Collection Date	3/22/2022		3/22/2022		3/22/2022		3/22/2022		3/22/2022	
		Sampled Media	Soil Boring		Soil Boring		Soil Boring		Soil Boring		Soil Boring	
		Comparison Levels (mg/kg[1])	mg/kg	LOQ LOD DL (mg/kg)	mg/kg	LOQ LOD DL (mg/kg)	mg/kg	LOQ LOD DL (mg/kg)	mg/kg	LOQ LOD DL (mg/kg)	mg/kg	LOQ LOD DL (mg/kg)
99-65-0	1,3-Dinitrobenzene (1,3-DNB)	1	<0.048 U	0.096 0.048 0.043	<0.048 U	0.096 0.048 0.043	<0.048 U	0.095 0.048 0.043	<0.049 U	0.098 0.049 0.044	<0.047 U	0.094 0.047 0.042
118-96-7	2,4,6-Trinitrotoluene (2,4,6-TNT)	4.7[a]/5.1[b]	<0.048 U	0.096 0.048 0.035	<0.048 U	0.096 0.048 0.035	<0.048 U	0.095 0.048 0.035	<0.049 U	0.098 0.049 0.035	<0.047 U	0.094 0.047 0.035
121-14-2	2,4-Dinitrotoluene (2,4-DNT)	0.042	<0.048 U	0.096 0.048 0.045	<0.048 U	0.096 0.048 0.045	<0.048 U	0.095 0.048 0.044	<0.049 U	0.098 0.049 0.046	<0.047 U	0.094 0.047 0.044
606-20-2	2,6-Dinitrotoluene (2,6-DNT)	0.042	<0.048 UJ	0.096 0.048 0.039	<0.048 U	0.096 0.048 0.039	<0.048 U	0.095 0.048 0.038	<0.049 U	0.098 0.049 0.040	<0.047 U	0.094 0.047 0.038
35572-78-2	2-Amino-4,6-dinitrotoluene (2-Am-DNT)	1.7	<0.048 U	0.096 0.048 0.048	<0.048 U	0.096 0.048 0.047	<0.048 U	0.095 0.048 0.047	<0.049 U	0.098 0.049 0.049	<0.047 U	0.094 0.047 0.047
19406-51-0	4-Amino-2,6-dinitrotoluene (4-Am-DNT)	1.7	<0.048 UJ	0.096 0.048 0.030	<0.048 U	0.096 0.048 0.030	<0.048 U	0.095 0.048 0.030	<0.049 U	0.098 0.049 0.031	<0.047 U	0.094 0.047 0.029
88-72-2	2-Nitrotoluene (2-NT)	100	<0.048 U	0.096 0.048 0.041	<0.048 U	0.096 0.048 0.041	<0.048 U	0.095 0.048 0.041	<0.049 U	0.098 0.049 0.042	<0.047 U	0.094 0.047 0.040
99-08-1	3-Nitrotoluene (3-NT)	100	<0.048 U	0.096 0.048 0.042	<0.048 U	0.096 0.048 0.041	<0.048 U	0.095 0.048 0.041	<0.049 U	0.098 0.049 0.042	<0.047 U	0.094 0.047 0.041
99-99-0	4-Nitrotoluene (4-NT)	100	<0.048 U	0.096 0.048 0.049	<0.048 U	0.096 0.048 0.047	<0.048 U	0.095 0.048 0.047	<0.049 U	0.098 0.049 0.049	<0.047 U	0.094 0.047 0.047

CAS No.	Chemical Name	Sample ID	SB186 (11-12)		SB186 (13.5-14)		SB187 (0-2)		SB187 (5-7)		SB187 (10-10.5)	
		Collection Date	3/22/2022		3/22/2022		3/23/2022		3/23/2022		3/23/2022	
		Sampled Media	Soil Boring		Soil Boring		Soil Boring		Soil Boring		Soil Boring	
		Comparison Levels (mg/kg[1])	mg/kg	LOQ LOD DL (mg/kg)	mg/kg	LOQ LOD DL (mg/kg)	mg/kg	LOQ LOD DL (mg/kg)	mg/kg	LOQ LOD DL (mg/kg)	mg/kg	LOQ LOD DL (mg/kg)
99-65-0	1,3-Dinitrobenzene (1,3-DNB)	1	<0.049 U	0.097 0.049 0.043	<0.047 U	0.094 0.047 0.042	<0.048 U	0.095 0.048 0.042	<0.048 U	0.096 0.048 0.043	<0.050 U	0.100 0.050 0.044
118-96-7	2,4,6-Trinitrotoluene (2,4,6-TNT)	4.7[a]/5.1[b]	<0.049 U	0.097 0.049 0.036	<0.047 U	0.094 0.047 0.034	<0.048 U	0.095 0.048 0.035	<0.048 U	0.096 0.048 0.035	<0.050 U	0.100 0.050 0.037
121-14-2	2,4-Dinitrotoluene (2,4-DNT)	0.042	<0.049 U	0.097 0.049 0.045	<0.047 U	0.094 0.047 0.044	<0.048 U	0.095 0.048 0.044	<0.048 U	0.096 0.048 0.045	<0.050 U	0.100 0.050 0.046
606-20-2	2,6-Dinitrotoluene (2,6-DNT)	0.042	<0.049 U	0.097 0.049 0.039	<0.047 U	0.094 0.047 0.038	<0.048 UJ	0.095 0.048 0.038	<0.048 UJ	0.096 0.048 0.039	<0.050 UJ	0.100 0.050 0.040
35572-78-2	2-Amino-4,6-dinitrotoluene (2-Am-DNT)	1.7	<0.049 U	0.097 0.049 0.048	<0.047 U	0.094 0.047 0.046	<0.048 U	0.095 0.048 0.047	<0.048 U	0.096 0.048 0.048	<0.050 U	0.100 0.050 0.049
19406-51-0	4-Amino-2,6-dinitrotoluene (4-Am-DNT)	1.7	<0.049 U	0.097 0.049 0.030	<0.047 U	0.094 0.047 0.029	<0.048 UJ	0.095 0.048 0.030	<0.048 UJ	0.096 0.048 0.030	<0.050 UJ	0.100 0.050 0.031
88-72-2	2-Nitrotoluene (2-NT)	100	<0.049 U	0.097 0.049 0.040	<0.047 U	0.094 0.047 0.042	<0.048 U	0.095 0.048 0.041	<0.048 U	0.096 0.048 0.041	<0.050 U	0.100 0.050 0.043
99-08-1	3-Nitrotoluene (3-NT)	100	<0.049 U	0.097 0.049 0.042	<0.047 U	0.094 0.047 0.040	<0.048 U	0.095 0.048 0.041	<0.048 U	0.096 0.048 0.041	<0.050 U	0.100 0.050 0.043
99-99-0	4-Nitrotoluene (4-NT)	100	<0.049 U	0.097 0.049 0.048	<0.047 U	0.094 0.047 0.046	<0.048 U	0.095 0.048 0.047	<0.048 U	0.096 0.048 0.047	<0.050 U	0.100 0.050 0.049

CAS No.	Chemical Name	Sample ID	SB188 (7-9)		SB188 (10-10.5)		SB189 (0-2)		SB189 (5-7)		SB189 (10-10.5)	
		Collection Date	3/23/2022		3/23/2022		3/23/2022		3/23/2022		3/23/2022	
		Sampled Media	Soil Boring		Soil Boring		Soil Boring		Soil Boring		Soil Boring	
		Comparison Levels (mg/kg[1])	mg/kg	LOQ LOD DL (mg/kg)	mg/kg	LOQ LOD DL (mg/kg)	mg/kg	LOQ LOD DL (mg/kg)	mg/kg	LOQ LOD DL (mg/kg)	mg/kg	LOQ LOD DL (mg/kg)
99-65-0	1,3-Dinitrobenzene (1,3-DNB)	1	<0.050 U	0.099 0.050 0.044	<0.048 U	0.095 0.048 0.043	<0.047 U	0.095 0.047 0.042	<0.049 U	0.099 0.049 0.044	<0.047 U	0.094 0.047 0.042
118-96-7	2,4,6-Trinitrotoluene (2,4,6-TNT)	4.7[a]/5.1[b]	<0.050 U	0.099 0.050 0.036	<0.048 U	0.095 0.048 0.035	<0.047 U	0.095 0.047 0.035	<0.049 U	0.099 0.049 0.036	<0.047 U	0.094 0.047 0.035
121-14-2	2,4-Dinitrotoluene (2,4-DNT)	0.042	<0.050 U	0.099 0.050 0.046	<0.048 U	0.095 0.048 0.044	<0.047 U	0.095 0.047 0.044	<0.049 U	0.099 0.049 0.046	<0.047 U	0.094 0.047 0.044
606-20-2	2,6-Dinitrotoluene (2,6-DNT)	0.042	<0.050 UJ	0.099 0.050 0.040	<0.048 UJ	0.095 0.048 0.038	<0.047 UJ	0.095 0.047 0.038	<0.049 UJ	0.099 0.049 0.040	<0.047 UJ	0.094 0.047 0.038
35572-78-2	2-Amino-4,6-dinitrotoluene (2-Am-DNT)	1.7	<0.050 U	0.099 0.050 0.049	<0.048 U	0.095 0.048 0.047	<0.047 U	0.095 0.047 0.047	<0.049 U	0.099 0.049 0.049	<0.047 U	0.094 0.047 0.047
19406-51-0	4-Amino-2,6-dinitrotoluene (4-Am-DNT)	1.7	<0.050 UJ	0.099 0.050 0.031	<0.048 UJ	0.095 0.048 0.030	<0.047 UJ	0.095 0.047 0.030	<0.049 UJ	0.099 0.049 0.031	<0.047 UJ	0.094 0.047 0.029
88-72-2	2-Nitrotoluene (2-NT)	100	<0.050 U	0.099 0.050 0.042	<0.048 U	0.095 0.048 0.041	<0.047 U	0.095 0.047 0.041	<0.049 U	0.099 0.049 0.042	<0.047 U	0.094 0.047 0.040
99-08-1	3-Nitrotoluene (3-NT)	100	<0.050 U	0.099 0.050 0.043	<0.048 U	0.095 0.048 0.041	<0.047 U	0.095 0.047 0.041	<0.049 U	0.099 0.049 0.043	<0.047 U	0.094 0.047 0.041
99-99-0	4-Nitrotoluene (4-NT)	100	<0.050 U	0.099 0.050 0.049	<0.048 U	0.095 0.048 0.047	<0.047 U	0.095 0.047 0.047	<0.049 U	0.099 0.049 0.049	<0.047 U	0.094 0.047 0.046

CAS No.	Chemical Name	Sample ID	SB190 (3-4)		SB190 (19-20)		SB191 (9.5-10)		29SB192 (7-8)		SB192 (11-12)	
		Collection Date	3/24/2022		3/24/2022		3/23/2022		3/24/2022		3/24/2022	
		Sampled Media	Soil Boring		Soil Boring		Soil Boring		Soil Boring		Soil Boring	
		Comparison Levels (mg/kg[1])	mg/kg	LOQ LOD DL (mg/kg)	mg/kg	LOQ LOD DL (mg/kg)	mg/kg	LOQ LOD DL (mg/kg)	mg/kg	LOQ LOD DL (mg/kg)	mg/kg	LOQ LOD DL (mg/kg)
99-65-0	1,3-Dinitrobenzene (1,3-DNB)	1	<0.049 U	0.099 0.049 0.044	<0.048 U	0.097 0.048 0.043	<0.048 U	0.096 0.048 0.043	<0.048 U	0.097 0.048 0.043	<0.050 U	0.099 0.050 0.044
118-96-7	2,4,6-Trinitrotoluene (2,4,6-TNT)	4.7[a]/5.1[b]	<0.049 U	0.099 0.049 0.036	<0.048 U	0.097 0.048 0.036	<0.048 U	0.096 0.048 0.035	<0.048 U	0.097 0.048 0.036	<0.050 U	0.099 0.050 0.036
121-14-2	2,4-Dinitrotoluene (2,4-DNT)	0.042	<0.049 U	0.099 0.049 0.046	<0.048 U	0.097 0.048 0.045	***0.11***	0.096 0.048 0.045	<0.048 U	0.097 0.048 0.045	<0.050 U	0.099 0.050 0.046
606-20-2	2,6-Dinitrotoluene (2,6-DNT)	0.042	<0.049 U	0.099 0.049 0.040	<0.048 U	0.097 0.048 0.039	<0.048 U	0.096 0.048 0.039	<0.048 U	0.097 0.048 0.039	<0.050 U	0.099 0.050 0.040
35572-78-2	2-Amino-4,6-dinitrotoluene (2-Am-DNT)	1.7	<0.049 U	0.099 0.049 0.049	<0.048 U	0.097 0.048 0.048	<0.048 U	0.096 0.048 0.048	<0.048 U	0.097 0.048 0.048	<0.050 U	0.099 0.050 0.049
19406-51-0	4-Amino-2,6-dinitrotoluene (4-Am-DNT)	1.7	<0.049 U	0.099 0.049 0.031	<0.048 U	0.097 0.048 0.030	<0.048 U	0.096 0.048 0.030	<0.048 U	0.097 0.048 0.030	<0.050 U	0.099 0.050 0.031
88-72-2	2-Nitrotoluene (2-NT)	100	<0.049 U	0.099 0.049 0.042	<0.048 U	0.097 0.048 0.041	<0.048 U	0.096 0.048 0.041	<0.048 U	0.097 0.048 0.041	<0.050 U	0.099 0.050 0.042
99-08-1	3-Nitrotoluene (3-NT)	100	<0.049 U	0.099 0.049 0.043	<0.048 U	0.097 0.048 0.042	<0.048 U	0.096 0.048 0.041	<0.048 U	0.097 0.048 0.042	<0.050 U	0.099 0.050 0.043
99-99-0	4-Nitrotoluene (4-NT)	100	<0.049 U	0.099 0.049 0.049	<0.048 U	0.097 0.048 0.048	<0.048 U	0.096 0.048 0.047	<0.048 U	0.097 0.048 0.048	<0.050 U	0.099 0.050 0.049

CAS No.	Chemical Name	Sample ID	SB192 (15-16)		SB192 (19-20)		SB192 (19-20)		SB193 (7-8)		SB193 (11-12)	
		Collection Date	3/24/2022		3/24/2022		3/24/2022		3/24/2022		3/24/2022	
		Sampled Media	Soil Boring		Soil Boring		Soil Boring		Soil Boring		Soil Boring	
		Comparison Levels (mg/kg[1])	mg/kg	LOQ LOD DL (mg/kg)	mg/kg	LOQ LOD DL (mg/kg)	mg/kg	LOQ LOD DL (mg/kg)	mg/kg	LOQ LOD DL (mg/kg)	mg/kg	LOQ LOD DL (mg/kg)
99-65-0	1,3-Dinitrobenzene (1,3-DNB)	1	<0.047 U	0.094 0.047 0.042	<0.049 U	0.098 0.049 0.044	<0.048 U	0.095 0.048 0.042	<0.047 U	0.093 0.047 0.042	<0.049 U	0.098 0.049 0.044
118-96-7	2,4,6-Trinitrotoluene (2,4,6-TNT)	4.7[a]/5.1[b]	<0.047 U	0.094 0.047 0.035	<0.049 U	0.098 0.049 0.036	<0.048 U	0.095 0.048 0.035	<0.047 U	0.093 0.047 0.034	<0.049 UJ	0.098 0.049 0.036
121-14-2	2,4-Dinitrotoluene (2,4-DNT)	0.042	<0.047 U	0.094 0.047 0.044	<0.049 U	0.098 0.049 0.046	<0.048 U	0.095 0.048 0.044	<0.047 U	0.093 0.047 0.043	<0.049 U	0.098 0.049 0.046
606-20-2	2,6-Dinitrotoluene (2,6-DNT)	0.042	<0.047 U	0.094 0.047 0.038	<0.049 U	0.098 0.049 0.039	<0.048 U	0.095 0.048 0.038	<0.047 U	0.093 0.047 0.037	<0.049 U	0.098 0.049 0.040
35572-78-2	2-Amino-4,6-dinitrotoluene (2-Am-DNT)	1.7	<0.047 U	0.094 0.047 0.047	<0.049 U	0.098 0.049 0.049	<0.048 U	0.095 0.048 0.047	<0.047 U	0.093 0.046 0.046	<0.049 U	0.098 0.049 0.049
19406-51-0	4-Amino-2,6-dinitrotoluene (4-Am-DNT)	1.7	<0.047 U	0.094 0.047 0.029	<0.049 U	0.098 0.049 0.030	<0.048 U	0.095 0.048 0.030	<0.047 U	0.093 0.047 0.029	<0.049 U	0.098 0.049 0.031
88-72-2	2-Nitrotoluene (2-NT)	100	<0.047 U	0.094 0.047 0.040	<0.049 U	0.098 0.049 0.042	<0.048 U	0.095 0.048 0.041	<0.047 U	0.093 0.047 0.040	<0.049 U	0.098 0.049 0.042
99-08-1	3-Nitrotoluene (3-NT)	100	<0.047 U	0.094 0.047 0.041	<0.049 U	0.098 0.049 0.043	<0.048 U	0.095 0.048 0.041	<0.047 U	0.093 0.047 0.040	<0.049 U	0.098 0.049 0.042
99-99-0	4-Nitrotoluene (4-NT)	100	<0.047 U	0.094 0.047 0.046	<0.049 U	0.098 0.049 0.048	<0.048 U	0.095 0.048 0.047	<0.047 U	0.093 0.047 0.046	<0.049 U	0.098 0.049 0.048

CAS No.	Chemical Name	Sample ID	SB193 (15-16)		SB193 (15-16)		SB193 (19-20)		SB194 (7-8)		SB194 (7-8)	
		Collection Date	3/24/2022		3/24/2022		3/24/2022		3/23/2022		3/23/2022	
		Sampled Media	Soil Boring		Soil Boring		Soil Boring		Soil Boring		Soil Boring	
		Comparison Levels (mg/kg[1])	mg/kg	LOQ LOD DL (mg/kg)	mg/kg	LOQ LOD DL (mg/kg)	mg/kg	LOQ LOD DL (mg/kg)	mg/kg	LOQ LOD DL (mg/kg)	mg/kg	LOQ LOD DL (mg/kg)
99-65-0	1,3-Dinitrobenzene (1,3-DNB)	1	<0.050 U	0.099 0.050 0.044	<0.049 U	0.099 0.049 0.044	<0.048 U	0.095 0.048 0.043	<0.049 U	0.098 0.049 0.044	<0.047 U	0.094 0.047 0.042
118-96-7	2,4,6-Trinitrotoluene (2,4,6-TNT)	4.7[a]/5.1[b]	<0.050 UJ	0.099 0.050 0.037	<0.049 UJ	0.099 0.049 0.036	<0.048 UJ	0.095 0.048 0.035	<0.049 U	0.098 0.049 0.036	<0.047 U	0.094 0.047 0.035
121-14-2	2,4-Dinitrotoluene (2,4-DNT)	0.042	<0.050 U	0.099 0.050 0.046	<0.049 U	0.099 0.049 0.046	<0.048 U	0.095 0.048 0.044	<0.049 U	0.098 0.049 0.046	<0.047 U	0.094 0.047 0.044
606-20-2	2,6-Dinitrotoluene (2,6-DNT)	0.042	<0.050 U	0.099 0.050 0.040	<0.049 U	0.099 0.049 0.040	<0.048 U	0.095 0.048 0.038	<0.049 UJ	0.098 0.049 0.040	<0.047 UJ	0.094 0.047 0.038
35572-78-2	2-Amino-4,6-dinitrotoluene (2-Am-DNT)	1.7	<0.050 U	0.099 0.050 0.049	<0.049 U	0.099 0.049 0.049	<0.048 U	0.095 0.048 0.047	<0.049 U	0.098 0.049 0.049	<0.047 U	0.094 0.047 0.047
19406-51-0	4-Amino-2,6-dinitrotoluene (4-Am-DNT)	1.7	<0.050 U	0.099 0.050 0.031	<0.049 U	0.099 0.049 0.031	<0.048 U	0.095 0.048 0.030	<0.049 UJ	0.098 0.049 0.030	<0.047 UJ	0.094 0.047 0.029
88-72-2	2-Nitrotoluene (2-NT)	100	<0.050 U	0.099 0.050 0.042	<0.049 U	0.099 0.049 0.042	<0.048 U	0.095 0.048 0.041	<0.049 U	0.098 0.049 0.042	<0.047 U	0.094 0.047 0.040
99-08-1	3-Nitrotoluene (3-NT)	100	<0.050 U	0.099 0.050 0.043	<0.049 U	0.099 0.049 0.043	<0.048 U	0.095 0.048 0.041	<0.049 U	0.098 0.049 0.042	<0.047 U	0.094 0.047 0.041
99-99-0	4-Nitrotoluene (4-NT)	100	<0.050 U	0.099 0.050 0.049	<0.049 U	0.099 0.049 0.049	<0.048 U	0.095 0.048 0.047	<0.049 U	0.098 0.049 0.049	<0.047 U	0.094 0.047 0.047

CAS No.	Chemical Name	Sample ID	SB194 (9.5-10)		SB195 (7-8)		SB195 (9.5-10)		SB196 (3-4)		SB196 (7-7.5)	
		Collection Date	3/23/2022		3/23/2022		3/23/2022		3/23/2022		3/23/2022	
		Sampled Media	Soil Boring		Soil Boring		Soil Boring		Soil Boring		Soil Boring	
		Comparison Levels (mg/kg[1])	mg/kg	LOQ LOD DL (mg/kg)	mg/kg	LOQ LOD DL (mg/kg)	mg/kg	LOQ LOD DL (mg/kg)	mg/kg	LOQ LOD DL (mg/kg)	mg/kg	LOQ LOD DL (mg/kg)
99-65-0	1,3-Dinitrobenzene (1,3-DNB)	1	<0.047 U	0.093 0.047 0.042	<0.048 U	0.096 0.048 0.043	<0.047 U	0.095 0.047 0.042	<0.049 U	0.098 0.049 0.044	<0.048 U	0.096 0.048 0.043
118-96-7	2,4,6-Trinitrotoluene (2,4,6-TNT)	4.7[a]/5.1[b]	<0.047 U	0.093 0.047 0.034	<0.048 U	0.096 0.048 0.035	<0.047 U	0.095 0.047 0.035	<0.049 UJ	0.098 0.049 0.036	<0.048 UJ	0.096 0.048 0.035
121-14-2	2,4-Dinitrotoluene (2,4-DNT)	0.042	<0.047 U	0.093 0.047 0.044	<0.048 U	0.096 0.048 0.045	<0.047 U	0.095 0.047 0.044	<0.049 U	0.098 0.049 0.046	<0.048 U	0.096 0.048 0.045
606-20-2	2,6-Dinitrotoluene (2,6-DNT)	0.042	<0.047 UJ	0.093 0.047 0.038	<0.048 UJ	0.096 0.048 0.039	<0.047 UJ	0.095 0.047 0.038	<0.049 U	0.098 0.049 0.039	<0.048 U	0.096 0.048 0.039
35572-78-2	2-Amino-4,6-dinitrotoluene (2-Am-DNT)	1.7	<0.047 U	0.093 0.047 0.046	<0.048 U	0.096 0.048 0.048	<0.047 U	0.095 0.047 0.047	<0.049 U	0.098 0.049 0.048	<0.048 U	0.096 0.048 0.048
19406-51-0	4-Amino-2,6-dinitrotoluene (4-Am-DNT)	1.7	<0.047 UJ	0.093 0.047 0.029	<0.048 UJ	0.096 0.048 0.030	<0.047 UJ	0.095 0.047 0.029	<0.049 U	0.098 0.049 0.030	<0.048 U	0.096 0.048 0.030
88-72-2	2-Nitrotoluene (2-NT)	100	<0.047 U	0.093 0.047 0.040	<0.048 U	0.096 0.048 0.041	<0.047 U	0.095 0.047 0.041	<0.049 U	0.098 0.049 0.042	<0.048 U	0.096 0.048 0.041
99-08-1	3-Nitrotoluene (3-NT)	100	<0.047 U	0.093 0.047 0.040	<0.048 U	0.096 0.048 0.042	<0.047 U	0.095 0.047 0.041	<0.049 U	0.098 0.049 0.042	<0.048 U	0.096 0.048 0.042
99-99-0	4-Nitrotoluene (4-NT)	100	<0.047 U	0.093 0.047 0.046	<0.048 U	0.096 0.048 0.048	<0.047 U	0.095 0.047 0.047	<0.049 U	0.098 0.049 0.048	<0.048 U	0.096 0.048 0.048

CAS No.	Chemical Name	Sample ID	SB197 (3-4)		SB197 (7-7.5)		SB198 (3-4)		SB198 (7-8)		SB199 (3-4)	
		Collection Date	3/23/2022		3/23/2022		3/22/2022		3/22/2022		3/22/2022	
		Sampled Media	Soil Boring		Soil Boring		Soil Boring		Soil Boring		Soil Boring	
		Comparison Levels (mg/kg[1])	mg/kg	LOQ LOD DL (mg/kg)	mg/kg	LOQ LOD DL (mg/kg)	mg/kg	LOQ LOD DL (mg/kg)	mg/kg	LOQ LOD DL (mg/kg)	mg/kg	LOQ LOD DL (mg/kg)
99-65-0	1,3-Dinitrobenzene (1,3-DNB)	1	<0.047 U	0.095 0.047 0.042	<0.048 U	0.096 0.048 0.043	<0.049 U	0.097 0.049 0.043	<0.047 U	0.093 0.047 0.042	<0.049 U	0.098 0.049 0.044
118-96-7	2,4,6-Trinitrotoluene (2,4,6-TNT)	4.7[a]/5.1[b]	<0.047 UJ	0.095 0.047 0.035	<0.048 UJ	0.096 0.048 0.035	<0.049 U	0.097 0.049 0.036	<0.047 U	0.093 0.047 0.034	<0.049 U	0.098 0.049 0.036
121-14-2	2,4-Dinitrotoluene (2,4-DNT)	0.042	<0.047 U	0.095 0.047 0.044	<0.048 U	0.096 0.048 0.045	<0.049 U	0.097 0.049 0.045	<0.047 U	0.093 0.047 0.043	<0.049 U	0.098 0.049 0.046
606-20-2	2,6-Dinitrotoluene (2,6-DNT)	0.042	<0.047 U	0.095 0.047 0.038	<0.048 U	0.096 0.048 0.039	<0.049 U	0.097 0.049 0.039	<0.047 U	0.093 0.047 0.038	<0.049 U	0.098 0.049 0.040
35572-78-2	2-Amino-4,6-dinitrotoluene (2-Am-DNT)	1.7	<0.047 U	0.095 0.047 0.047	<0.048 U	0.096 0.048 0.047	<0.049 U	0.097 0.049 0.048	<0.047 U	0.093 0.047 0.046	<0.049 U	0.098 0.049 0.049
19406-51-0	4-Amino-2,6-dinitrotoluene (4-Am-DNT)	1.7	<0.047 U	0.095 0.047 0.030	<0.048 U	0.096 0.048 0.030	<0.049 U	0.097 0.049 0.030	<0.047 U	0.093 0.047 0.029	<0.049 U	0.098 0.049 0.031
88-72-2	2-Nitrotoluene (2-NT)	100	<0.047 U	0.095 0.047 0.041	<0.048 U	0.096 0.048 0.041	<0.049 U	0.097 0.049 0.042	<0.047 U	0.093 0.047 0.040	<0.049 U	0.098 0.049 0.042
99-08-1	3-Nitrotoluene (3-NT)	100	<0.047 U	0.095 0.047 0.041	<0.048 U	0.096 0.048 0.041	<0.049 U	0.097 0.049 0.042	<0.047 U	0.093 0.047 0.040	<0.049 U	0.098 0.049 0.042
99-99-0	4-Nitrotoluene (4-NT)	100	<0.047 U	0.095 0.047 0.047	<0.048 U	0.096 0.048 0.047	<0.049 U	0.097 0.049 0.048	<0.047 U	0.093 0.047 0.046	<0.049 U	0.098 0.049 0.049

CAS No.	Chemical Name	Sample ID	SB199 (7-8)		SB200 (15-15.5)		SB200 (15-15.5)		29SB201 (3-4)		SB201 (11-12)	
		Collection Date	3/22/2022		3/22/2022		3/22/2022		3/22/2022		3/22/2022	
		Sampled Media	Soil Boring		Soil Boring		Soil Boring		Soil Boring		Soil Boring	
		Comparison Levels (mg/kg[1])	mg/kg	LOQ LOD DL (mg/kg)	mg/kg	LOQ LOD DL (mg/kg)	mg/kg	LOQ LOD DL (mg/kg)	mg/kg	LOQ LOD DL (mg/kg)	mg/kg	LOQ LOD DL (mg/kg)
99-65-0	1,3-Dinitrobenzene (1,3-DNB)	1	<0.048 U	0.097 0.048 0.043	<0.048 U	0.096 0.048 0.043	<0.048 U	0.095 0.048 0.043	<0.048 U	0.097 0.048 0.043	<0.047 U	0.094 0.047 0.042
118-96-7	2,4,6-Trinitrotoluene (2,4,6-TNT)	4.7[a]/5.1[b]	<0.048 U	0.097 0.048 0.036	<0.048 U	0.096 0.048 0.035	<0.048 U	0.095 0.048 0.035	<0.048 U	0.097 0.048 0.036	<0.047 U	0.094 0.047 0.035
121-14-2	2,4-Dinitrotoluene (2,4-DNT)	0.042	<0.048 U	0.097 0.048 0.045	<0.048 U	0.096 0.048 0.045	<0.048 U	0.095 0.048 0.044	***0.19***	0.097 0.048 0.045	<0.047 U	0.094 0.047 0.044
606-20-2	2,6-Dinitrotoluene (2,6-DNT)	0.042	<0.048 U	0.097 0.048 0.039	<0.048 UJ	0.096 0.048 0.039	<0.048 UJ	0.095 0.048 0.038	<0.048 UJ	0.097 0.048 0.039	<0.047 UJ	0.094 0.047 0.038
35572-78-2	2-Amino-4,6-dinitrotoluene (2-Am-DNT)	1.7	<0.048 U	0.097 0.048 0.048	<0.048 U	0.096 0.048 0.047	<0.048 U	0.095 0.048 0.047	<0.048 U	0.097 0.048 0.048	<0.047 U	0.094 0.047 0.047
19406-51-0	4-Amino-2,6-dinitrotoluene (4-Am-DNT)	1.7	<0.048 U	0.097 0.048 0.030	<0.048 UJ	0.096 0.048 0.030	<0.048 UJ	0.095 0.048 0.030	<0.048 UJ	0.097 0.048 0.030	<0.047 UJ	0.094 0.047 0.029
88-72-2	2-Nitrotoluene (2-NT)	100	<0.048 U	0.097 0.048 0.042	<0.048 U	0.096 0.048 0.041	<0.048 U	0.095 0.048 0.041	<0.048 U	0.097 0.048 0.041	<0.047 U	0.094 0.047 0.040
99-08-1	3-Nitrotoluene (3-NT)	100	<0.048 U	0.097 0.048 0.042	<0.048 U	0.096 0.048 0.041	<0.048 U	0.095 0.048 0.041	<0.048 U	0.097 0.048 0.041	<0.047 U	0.094 0.047 0.042
99-99-0	4-Nitrotoluene (4-NT)	100	<0.048 U	0.097 0.048 0.048	<0.048 U	0.096 0.048 0.047	<0.048 U	0.095 0.048 0.047	<0.048 U	0.097 0.048 0.048	<0.047 U	0.094 0.047 0.047

CAS No.	Chemical Name	Sample ID	SB201 (15-15.5)		SB202 (3-4)		SB202 (11-12)		SB202 (15-15.5)		SB203 (3-4)	
		Collection Date	3/22/2022		3/22/2022		3/22/2022		3/22/2022		3/24/2022	
		Sampled Media	Soil Boring		Soil Boring		Soil Boring		Soil Boring		Soil Boring	
		Comparison Levels (mg/kg[1])	mg/kg	LOQ LOD DL (mg/kg)	mg/kg	LOQ LOD DL (mg/kg)	mg/kg	LOQ LOD DL (mg/kg)	mg/kg	LOQ LOD DL (mg/kg)	mg/kg	LOQ LOD DL (mg/kg)
99-65-0	1,3-Dinitrobenzene (1,3-DNB)	1	<0.049 U	0.098 0.049 0.044	<0.049 U	0.098 0.049 0.044	<0.047 U	0.094 0.047 0.042	<0.050 U	0.100 0.050 0.045	<0.047 U	0.095 0.047 0.042
118-96-7	2,4,6-Trinitrotoluene (2,4,6-TNT)	4.7[a]/5.1[b]	<0.049 U	0.098 0.049 0.036	<0.049 U	0.098 0.049 0.036	<0.047 U	0.094 0.047 0.035	<0.050 U	0.100 0.050 0.037	<0.047 UJ	0.095 0.047 0.035
121-14-2	2,4-Dinitrotoluene (2,4-DNT)	0.042	<0.049 U	0.098 0.049 0.046	<0.049 U	0.098 0.049 0.046	<0.047 U	0.094 0.047 0.044	<0.050 U	0.100 0.050 0.047	<0.047 U	0.095 0.047 0.044
606-20-2	2,6-Dinitrotoluene (2,6-DNT)	0.042	<0.049 UJ	0.098 0.049 0.039	<0.049 U	0.098 0.049 0.039	<0.047 UJ	0.094 0.047 0.038	<0.050 UJ	0.100 0.050 0.040	<0.047 U	0.095 0.047 0.038
35572-78-2	2-Amino-4,6-dinitrotoluene (2-Am-DNT)	1.7	<0.049 U	0.098 0.049 0.049	<0.049 U	0.098 0.049 0.049	<0.047 U	0.094 0.047 0.047	<0.050 U	0.100 0.050 0.050	<0.047 UJ	0.095 0.047 0.047
19406-51-0	4-Amino-2,6-dinitrotoluene (4-Am-DNT)	1.7	<0.049 UJ	0.098 0.049 0.030	<0.049 U	0.098 0.049 0.030	<0.047 UJ	0.094 0.047 0.029	<0.050 UJ	0.100 0.050 0.031	<0.047 UJ	0.095 0.047 0.029
88-72-2	2-Nitrotoluene (2-NT)	100	<0.049 U	0.098 0.049 0.042	<0.049 U	0.098 0.049 0.042	<0.047 U	0.094 0.047 0.040	<0.050 U	0.100 0.050 0.041	<0.047 U	0.095 0.047 0.040
99-08-1	3-Nitrotoluene (3-NT)	100	<0.049 U	0.098 0.049 0.042	<0.049 U	0.098 0.049 0.042	<0.047 U	0.094 0.047 0.041	<0.050 U	0.100 0.050 0.043	<0.047 U	0.095 0.047 0.041
99-99-0	4-Nitrotoluene (4-NT)	100	<0.049 U	0.098 0.049 0.048	<0.049 U	0.098 0.049 0.048	<0.047 U	0.094 0.047 0.047	<0.050 U	0.100 0.050 0.049	<0.047 U	0.095 0.047 0.047

CAS No.	Chemical Name	Sample ID	SB203 (7-8)		SB204 (3-4)		SB204 (7-8)	
		Collection Date	3/24/2022		3/24/2022		3/24/2022	
		Sampled Media	Soil Boring		Soil Boring		Soil Boring	
		Comparison Levels (mg/kg[1])	mg/kg	LOQ LOD DL (mg/kg)	mg/kg	LOQ LOD DL (mg/kg)	mg/kg	LOQ LOD DL (mg/kg)
99-65-0	1,3-Dinitrobenzene (1,3-DNB)	1	<0.049 U	0.098 0.049 0.044	<0.048 U	0.095 0.048 0.042	<0.048 U	0.097 0.048 0.043
118-96-7	2,4,6-Trinitrotoluene (2,4,6-TNT)	4.7[a]/5.1[b]	<0.049 UJ	0.098 0.049 0.036	<0.048 UJ	0.095 0.048 0.035	<0.048 UJ	0.097 0.048 0.036
121-14-2	2,4-Dinitrotoluene (2,4-DNT)	0.042	<0.049 U	0.098 0.049 0.045	<0.048 U	0.095 0.048 0.044	<0.048 U	0.097 0.048 0.045
606-20-2	2,6-Dinitrotoluene (2,6-DNT)	0.042	<0.049 U	0.098 0.049 0.039	<0.048 U	0.095 0.048 0.038	<0.048 U	0.097 0.048 0.039
35572-78-2	2-Amino-4,6-dinitrotoluene (2-Am-DNT)	1.7	<0.049 U	0.098 0.049 0.048	<0.048 U	0.095 0.048 0.047	<0.048 U	0.097 0.048 0.048
19406-51-0	4-Amino-2,6-dinitrotoluene (4-Am-DNT)	1.7	<0.049 U	0.098 0.049 0.030	<0.048 U	0.095 0.048 0.030	<0.048 U	0.097 0.048 0.030
88-72-2	2-Nitrotoluene (2-NT)	100	<0.049 U	0.098 0.049 0.042	<0.048 U	0.095 0.048 0.041	<0.048 U	0.097 0.048 0.041
99-08-1	3-Nitrotoluene (3-NT)	100	<0.049 U	0.098 0.049 0.042	<0.048 U	0.095 0.048 0.041	<0.048 U	0.097 0.048 0.042
99-99-0	4-Nitrotoluene (4-NT)	100	<0.049 U	0.098 0.049 0.048	<0.048 U	0.095 0.048 0.047	<0.048 U	0.097 0.048 0.048

Notes:

1 = GWP-Ind Texas Commission on Environmental Quality soil medium specific concentration for industrial use based on groundwater protection

mg/kg = milligrams per kilogram

J+ = Estimated Biased High

J- = Estimated Biased Low

J = Estimated

<0.195 U = Nondetect

<0.195 UJ = Nondetect, LOD is estimated

Shaded = Positive Detection

Bold Italic = Exceeds Comparison Levels

a = applies to 0-3 feet below ground surface

b = applies from 3 feet below ground surface to groundwater interface

This page intentionally left blank.

Attachment 4.
Photo Log

This page intentionally left blank.

Trenching Activities

Trenching activities were performed to locate and sample the wooden wastewater pipeline at the site. The wooden pipeline was located by previous maps of underground utilities, previous investigations that have physically uncovered and documented the pipeline, and surface sign marking the approximate location.

Trenches were excavated using a backhoe until the pipeline was encountered. Once the pipeline was exposed, the backhoe would excavate a portion for inspection and sampling.

If present, soil and water samples were taken from within the exposed pipeline. Soil samples were grabbed from within the excavated portion of the pipeline. Water samples were collected using a reusable sample container lowered into the trench. The collected water was then decanted into a lab provided container. After collection, samples were labeled and placed on ice. Reusable equipment was decontaminated between sample locations using a Liquinox solution and rinsing with distilled water. An equipment blank was taken on reusable equipment.

While the trench was open, boring location associated with the wooden pipeline were staked and locations were recorded with handheld GPS unit. These boring locations were staked to be in-line with the wooden pipeline.

Once pipeline sampling and boring locating was complete the excavated material was replaced and compacted to match the original surface grade.

Trench and Sample Observations:

Eight trenches (29SB134, 29SB141, 29SB154, 29SB155, 29SB156, 29SB157, 29SB158, 29SB159) were excavated to various depths to locate and sample the wooded wastewater pipeline. The pipeline was located within approximately 5 feet from the line of surface marker signs (Photo 1) and between 1.5-10 ft below ground surface.

Photo 1

At trenching location 29SB134 (Photo 2), the wooden wastewater pipeline was located 5’ below ground surface and appeared to be mostly intact. A sample of both the liquid within the pipeline and the pipeline material itself were collected at this location using the methods described above. The soil matrix at this location consisted of a sandy/silty clay.

Photo 2

At trenching location 29SB141 (Photo 3), the wooden wastewater pipeline was located 10’ below ground surface and appeared to be mostly intact. Only samples of the pipeline materials (Photo 4) were collected at this location, as there was no liquid present other than groundwater. The soil matrix consisted of a sandy/silty clay.

Photo 3

Photo 4

At trenching location 29SB154 (Photo 5), the wooden wastewater pipeline was located 3’ below ground surface and appeared to be mostly intact. A sample of both the liquid within the pipeline and the pipeline material itself were collected at this location before the trench quickly filled up with groundwater (Photo 6). The soil matrix consisted of silty/sandy clay.

Photo 5

Photo 6

At trenching location 29SB155, the wooden wastewater pipeline was located 8’ below ground surface and appeared to be mostly intact. A sample of both the liquid within the pipeline and the pipeline material itself were collected at this location. The soil matrix consisted mostly of silty clay with some sandy clay.

At trenching location 29SB156 (Photo 7), the wooden wastewater pipeline was located 9’ below ground surface and appeared to be mostly intact. Only samples of the pipeline materials were collected at this location, as there was no liquid present in the line. The soil matrix consisted of mostly silty clay with some sandy clay.

Photo 7

At trenching location 29SB157 (Photo 8), the wooden wastewater pipeline was located 5.5’ below ground surface and appeared to be mostly intact. Only samples of the pipeline materials (Photo 9) were collected at this location, as the trench filled up with groundwater before a liquid sample could be collected. The soil matrix consisted of sandy/silty clay to 4’ below ground surface, and clayey sand at the depth of the pipeline.

Photo 8

Photo 9

At trenching location 29SB158 (Photo 10), the wooden wastewater pipeline was located 10’ below ground surface and appeared to be mostly intact. A sample of both the liquid within the pipeline and the pipeline material itself (Photo 11) were collected at this location. The soil matrix consisted of silty clay to 8’ below ground surface, and clayey sand at the depth of the pipeline.

Photo 10

Photo 11

At trenching location 29SB159 (Photo 12), the wooden wastewater pipeline was located 1.5’ below ground surface. When excavating at this location, a large section of pipeline was pulled from the ground (Photo 13, Photo 14). Only samples of the pipeline materials were collected at this location, as there was no liquid present other than groundwater. The soil matrix consisted of silty clay with sand.

Photo 12

Photo 13

Photo 14

DPT Drill Rig Over Location

DPT Drill RIG Advancing Rods

DPT Drill Rig Advancing Rods

Soil Classification

Sample Collection

DPT Core Recording

DPT Core Recording

DPT Core Recording

DPT Core Recording

DPT Core Recording

DPT Core Recording

DPT Core Recording

DPT Core Recording

DPT Core Recording

DPT Core Recording

DPT Core Recording

DPT Core Recording

DPT Core Recording

DPT Core Recording

Trenching along Wooden TNT Wastewater Line

Wooden TNT Wastewater Pipeline Exposed

Transite TNT Wastewater Pipeline Exposed

Trenching along the Transite TNT Wastewater Pipeline

Attachment 5.
Raw Analytical Data Package

This page intentionally left blank.

Microbac Laboratories Inc., - Marietta, OH

Level IV QA/QC Data Package

Laboratory Report Number:

M1C0514

Client Project ID:

Longhorn

For:

Lynn Lutz

HDR

9781 S. Meridian Blvd Suite 400

Englewood, CO 80112

Project State of Origin: Texas

All test results meet the requirements of the QAPP and other applicable contract terms and conditions. Any exceptions are attached to this cover page or addressed in the method narratives presented in the report. I certify that all test results meet all of the requirements of the accrediting authority listed within this report. Analytical results are reported on a 'as received' basis unless specified otherwise. Analytical results for solids with units ending in (dry) are reported on a dry weight basis. A statement of uncertainty for each analysis is available upon request. This laboratory report shall not be reproduced, except in full, without the written approval of Microbac Laboratories. The reported results are related only to the samples analyzed as received. ***The services were provided under and subject to Microbac's standard terms and conditions which can be located and reviewed at <https://www.microbac.com/standard-terms-conditions>.***

Laboratory Project Manager:

Stephanie Mossburg

Stephanie Mossburg
Customer Relations Manager
Stephanie.Mossburg@microbac.com

Authorized By:

Stephanie Mossburg

Stephanie Mossburg
Customer Relations Manager
Issued: 04/19/2021

MICROBAC®

Laboratory Report Number: M1C0514

Client Project ID: Longhorn

Microbac Laboratories Inc., - Marietta, OH

Cooler Receipt Log

Cooler ID:	Default Cooler	Temp:	1.5°C	**Cooler ID:**	New Cooler	Temp:	2.2°C

Cooler Inspection Checklist

Ice Present or not required?	Yes	Shipping containers sealed or not required?	Yes
Custody seals intact or not required?	Yes	Chain of Custody (COC) Present?	Yes
COC includes customer information?	Yes	Relinquished and received signature on COC?	Yes
Sample collector identified on COC?	Yes	Sample type identified on COC?	Yes
Correct type of Containers Received	Yes	Correct number of containers listed on COC?	Yes
Containers Intact?	Yes	COC includes requested analyses?	Yes
Enough sample volume for indicated tests received?	Yes	Sample labels match COC (Name, Date & Time?)	Yes
Samples arrived within hold time?	Yes	Correct preservatives on COC or not required?	Yes
Chemical preservations checked or not required?	Yes	Preservation checks meet method requirements?	Yes
VOA vials have zero headspace, or not recd.?	Yes		

Table of Contents

Cover Page	1
Sample Summary	4
Holding Time	7
Analysis Class (HPLC Organics)	14
Analysis (EPA 8330B)	21
Form I, Certificate of Analysis (EPA 8330B)	22
Form II, Surrogate Summary (EPA 8330B)	136
Form III, BS BSD MS MSD DUP Summary (EPA 8330B)	160
Form IV, Blank Summary (EPA 8330B)	200
Form VII, ICV CCV Summary (EPA 8330B)	249
Section A, Batch and Sequence Raw Data (EPA 8330B)	292
Section B, Sample Raw Data (EPA 8330B)	337
Section C, QC Sample Raw Data (EPA 8330B)	649
Section D, Calibration Raw Data (EPA 8330B)	822
Section E, Sequence Raw Data (EPA 8330B)	906
Analysis Class (Wet Chemistry)	1074
Chain of Custody	1076

Sample Summary

MICROBAC®

Sample Summary

Laboratory Report Number: M1C0514

Client Project ID: Longhorn

Microbac Laboratories Inc., - Marietta, OH

Client Sample ID:	Lab Sample ID:	Sampled:
29SB125 (3-4)	M1C0514-01	03/02/21 09:00
259SB125 (6-7)	M1C0514-02	03/02/21 09:05
29SB125 (11-12)	M1C0514-03	03/02/21 09:10
29SB125 (15-16)	M1C0514-04	03/02/21 10:00
29SB124 (3-4)	M1C0514-05	03/02/21 10:25
29SB124 (7-8)	M1C0514-06	03/02/21 10:30
29SB124 (11-12)	M1C0514-07	03/02/21 10:35
29SB124 (15-16)	M1C0514-08	03/02/21 10:40
29SB123 (2-3)	M1C0514-09	03/02/21 10:45
29SB123 (7-8)	M1C0514-10	03/02/21 10:50
29SB123 (11-12)	M1C0514-11	03/02/21 10:52
29SB123 (15-16)	M1C0514-12	03/02/21 10:55
29SB121 (3-4)	M1C0514-13	03/02/21 11:00
29SB121 (7-8)	M1C0514-14	03/02/21 11:03
29SB121 (11-12)	M1C0514-15	03/02/21 11:05
29SB121 (15-16)	M1C0514-16	03/02/21 11:10
29SB118 (3-4)	M1C0514-17	03/02/21 12:10
DUP-01	M1C0514-18	03/02/21 08:00
29SB118 (7-8)	M1C0514-19	03/02/21 12:13
29SB118 (11-12)	M1C0514-20	03/02/21 12:18
29SB118 (15-16)	M1C0514-21	03/02/21 12:22
DUP-02	M1C0514-22	03/02/21 08:10
29SB119 (3-4)	M1C0514-23	03/02/21 12:30
29SB119 (7-8)	M1C0514-24	03/02/21 12:33
29SB119 (11-12)	M1C0514-25	03/02/21 12:36
29SB119 (15-16)	M1C0514-26	03/02/21 12:40
29SB120 (3-4)	M1C0514-27	03/02/21 12:48
29SB120 (7-8)	M1C0514-28	03/02/21 12:50
29SB120 (11-12)	M1C0514-29	03/02/21 12:52
29SB120 (15-16)	M1C0514-30	03/02/21 12:55
29SB122 (3-4)	M1C0514-31	03/02/21 13:03
29SB122 (7-8)	M1C0514-32	03/02/21 13:05
DUP-03	M1C0514-33	03/02/21 08:20
29SB122 (11-12)	M1C0514-34	03/02/21 13:10
29SB122 (15-16)	M1C0514-35	03/02/21 13:12
29SB129 (1-2)	M1C0514-36	03/02/21 14:23
29SB129 (3-4)	M1C0514-37	03/02/21 14:25
29SB129 (5-6)	M1C0514-38	03/02/21 14:27
29SB129 (7-8)	M1C0514-39	03/02/21 14:29
29SB126 (1-2)	M1C0514-40	03/02/21 14:35

MICROBAC®

Client Sample Id:	Lab Sample Id:	Sampled:
DUP-04	M1C0514-41	03/02/21 08:30
29SB126 (3-4)	M1C0514-42	03/02/21 14:37
29SB126 (5-6)	M1C0514-43	03/02/21 14:39
29SB126 (7-8)	M1C0514-44	03/02/21 14:41
29SB132 (1-2)	M1C0514-45	03/02/21 14:53
29SB132 (3-4)	M1C0514-46	03/02/21 14:55
29SB132 (5-6)	M1C0514-47	03/02/21 14:57
29SB132 (7-8)	M1C0514-48	03/02/21 14:59
29SB133 (1-2)	M1C0514-49	03/02/21 15:05
29SB133 (3-4)	M1C0514-50	03/02/21 15:07
29SB133 (5-6)	M1C0514-51	03/02/21 15:09
29SB133 (7-8)	M1C0514-52	03/02/21 15:11
29SB130 (1-2)	M1C0514-53	03/02/21 15:15
29SB130 (3-4)	M1C0514-54	03/02/21 15:17
DUP-05	M1C0514-55	03/02/21 08:40
29SB130 (5-6)	M1C0514-56	03/02/21 15:19
29SB130 (7-8)	M1C0514-57	03/02/21 15:21
29SB131 (1-2)	M1C0514-58	03/02/21 15:38
29SB131 (3-4)	M1C0514-59	03/02/21 15:40
29SB131 (5-6)	M1C0514-60	03/02/21 15:42
29SB131 (7-8)	M1C0514-61	03/02/21 15:44
29SB127 (1-2)	M1C0514-62	03/03/21 07:50
29SB127 (3-4)	M1C0514-63	03/03/21 07:52
DUP-06	M1C0514-64	03/03/21 07:45
29SB127 (5-6)	M1C0514-65	03/03/21 07:54
29SB127 (7-8)	M1C0514-66	03/03/21 07:56
29SB128 (1-2)	M1C0514-67	03/03/21 08:05
29SB128 (3-4)	M1C0514-68	03/03/21 08:07
29SB128 (5-6)	M1C0514-69	03/03/21 08:09
29SB128 (7-8)	M1C0514-70	03/03/21 08:11
EB-01	M1C0514-71	03/02/21 14:00
EB-02	M1C0514-72	03/03/21 08:00

Holding Time Summary

MICROBAC®

Specific Method: EPA 8330B **Hold Time**

Laboratory Report Number: M1C0514

Matrix: Aqueous

Client Project ID: Longhorn

Microbac Laboratories Inc., - Marietta, OH

Laboratory ID	Date Collected	Date Received	Date Prepared	Days to Prep	Max Days to Prep	Date Analyzed	Days to Analysis	Max Days to Analysis	Q
EB-01	03/02/21 14:00	03/04/21 11:45	03/09/21 13:23	7.00	7.00	03/09/21 19:26	0.25	40.00	
EB-02	03/03/21 08:00	03/04/21 11:45	03/09/21 13:23	6.00	7.00	03/09/21 20:04	0.28	40.00	

* - Holding time exceeded.

MICROBAC®

Specific Method: EPA 8330B **Hold Time**

Laboratory Report Number: M1C0514

Matrix: Solid

Client Project ID: Longhorn

Microbac Laboratories Inc., - Marietta, OH

Laboratory ID	Date Collected	Date Received	Date Prepared	Days to Prep	Max Days to Prep	Date Analyzed	Days to Analysis	Max Days to Analysis	Q
29SB125 (3-4)	03/02/21 09:00	03/04/21 11:45	03/11/21 17:55	9.00	14.00	03/12/21 18:55	1.04	40.00	
259SB125 (6-7)	03/02/21 09:05	03/04/21 11:45	03/11/21 17:55	9.00	14.00	03/12/21 20:05	1.09	40.00	
259SB125 (6-7)	03/02/21 09:05	03/04/21 11:45	03/11/21 17:55	9.00	14.00	03/15/21 23:49	4.25	40.00	
29SB125 (11-12)	03/02/21 09:10	03/04/21 11:45	03/11/21 17:55	9.00	14.00	03/12/21 20:28	1.11	40.00	
29SB125 (15-16)	03/02/21 10:00	03/04/21 11:45	03/11/21 17:55	9.00	14.00	03/12/21 20:51	1.12	40.00	
29SB125 (15-16)	03/02/21 10:00	03/04/21 11:45	03/11/21 17:55	9.00	14.00	03/16/21 00:42	4.28	40.00	
29SB124 (3-4)	03/02/21 10:25	03/04/21 11:45	03/11/21 17:55	9.00	14.00	03/12/21 21:38	1.15	40.00	
29SB124 (7-8)	03/02/21 10:30	03/04/21 11:45	03/11/21 17:55	9.00	14.00	03/12/21 22:01	1.17	40.00	
29SB124 (11-12)	03/02/21 10:35	03/04/21 11:45	03/11/21 17:55	9.00	14.00	03/12/21 22:24	1.19	40.00	
29SB124 (15-16)	03/02/21 10:40	03/04/21 11:45	03/11/21 17:55	9.00	14.00	03/12/21 22:47	1.20	40.00	
29SB124 (15-16)	03/02/21 10:40	03/04/21 11:45	03/11/21 17:55	9.00	14.00	03/16/21 01:35	4.32	40.00	
29SB123 (2-3)	03/02/21 10:45	03/04/21 11:45	03/11/21 17:55	9.00	14.00	03/12/21 23:10	1.22	40.00	
29SB123 (7-8)	03/02/21 10:50	03/04/21 11:45	03/11/21 17:55	9.00	14.00	03/12/21 23:33	1.24	40.00	
29SB123 (11-12)	03/02/21 10:52	03/04/21 11:45	03/11/21 17:55	9.00	14.00	03/12/21 23:57	1.25	40.00	
29SB123 (15-16)	03/02/21 10:55	03/04/21 11:45	03/11/21 17:55	9.00	14.00	03/13/21 00:20	1.27	40.00	
29SB121 (3-4)	03/02/21 11:00	03/04/21 11:45	03/11/21 17:55	9.00	14.00	03/13/21 00:43	1.28	40.00	
29SB121 (7-8)	03/02/21 11:03	03/04/21 11:45	03/11/21 17:55	9.00	14.00	03/13/21 01:06	1.30	40.00	
29SB121 (11-12)	03/02/21 11:05	03/04/21 11:45	03/11/21 17:55	9.00	14.00	03/13/21 01:52	1.33	40.00	
29SB121 (15-16)	03/02/21 11:10	03/04/21 11:45	03/11/21 17:55	9.00	14.00	03/13/21 02:16	1.35	40.00	
29SB121 (15-16)	03/02/21 11:10	03/04/21 11:45	03/11/21 17:55	9.00	14.00	03/16/21 02:28	4.36	40.00	
29SB118 (3-4)	03/02/21 12:10	03/04/21 11:45	03/11/21 17:55	9.00	14.00	03/13/21 02:39	1.36	40.00	

* - Holding time exceeded.

MICROBAC®

29SB118 (3-4)	03/02/21 12:10	03/04/21 11:45	03/11/21 17:55	9.00	14.00	03/16/21 03:21	4.39	40.00	
DUP-01	03/02/21 08:00	03/04/21 11:45	03/11/21 17:55	9.00	14.00	03/13/21 03:02	1.38	40.00	
DUP-01	03/02/21 08:00	03/04/21 11:45	03/11/21 17:55	9.00	14.00	03/16/21 04:14	4.43	40.00	
29SB118 (7-8)	03/02/21 12:13	03/04/21 11:45	03/11/21 17:55	9.00	14.00	03/13/21 03:25	1.40	40.00	
29SB118 (11-12)	03/02/21 12:18	03/04/21 11:45	03/11/21 17:55	9.00	14.00	03/13/21 04:35	1.44	40.00	
29SB118 (15-16)	03/02/21 12:22	03/04/21 11:45	03/11/21 17:50	9.00	14.00	03/13/21 06:54	1.54	40.00	
29SB118 (15-16)	03/02/21 12:22	03/04/21 11:45	03/11/21 17:50	9.00	14.00	03/16/21 09:31	4.65	40.00	
DUP-02	03/02/21 08:10	03/04/21 11:45	03/11/21 17:50	9.00	14.00	03/13/21 08:04	1.59	40.00	
DUP-02	03/02/21 08:10	03/04/21 11:45	03/11/21 17:50	9.00	14.00	03/16/21 12:09	4.76	40.00	
29SB119 (3-4)	03/02/21 12:30	03/04/21 11:45	03/11/21 17:50	9.00	14.00	03/13/21 08:27	1.61	40.00	
29SB119 (3-4)	03/02/21 12:30	03/04/21 11:45	03/11/21 17:50	9.00	14.00	03/16/21 13:02	4.80	40.00	
29SB119 (7-8)	03/02/21 12:33	03/04/21 11:45	03/11/21 17:50	9.00	14.00	03/13/21 08:50	1.63	40.00	
29SB119 (11-12)	03/02/21 12:36	03/04/21 11:45	03/11/21 17:50	9.00	14.00	03/13/21 09:36	1.66	40.00	
29SB119 (11-12)	03/02/21 12:36	03/04/21 11:45	03/11/21 17:50	9.00	14.00	03/16/21 13:55	4.84	40.00	
29SB119 (15-16)	03/02/21 12:40	03/04/21 11:45	03/11/21 17:50	9.00	14.00	03/13/21 10:00	1.67	40.00	
29SB119 (15-16)	03/02/21 12:40	03/04/21 11:45	03/11/21 17:50	9.00	14.00	03/16/21 15:41	4.91	40.00	
29SB120 (3-4)	03/02/21 12:48	03/04/21 11:45	03/11/21 17:50	9.00	14.00	03/13/21 10:23	1.69	40.00	
29SB120 (3-4)	03/02/21 12:48	03/04/21 11:45	03/11/21 17:50	9.00	14.00	03/16/21 16:33	4.95	40.00	
29SB120 (7-8)	03/02/21 12:50	03/04/21 11:45	03/11/21 17:50	9.00	14.00	03/13/21 10:46	1.71	40.00	
29SB120 (7-8)	03/02/21 12:50	03/04/21 11:45	03/11/21 17:50	9.00	14.00	03/16/21 17:26	4.98	40.00	
29SB120 (11-12)	03/02/21 12:52	03/04/21 11:45	03/11/21 17:50	9.00	14.00	03/13/21 11:09	1.72	40.00	
29SB120 (11-12)	03/02/21 12:52	03/04/21 11:45	03/11/21 17:50	9.00	14.00	03/16/21 18:19	5.02	40.00	
29SB120 (15-16)	03/02/21 12:55	03/04/21 11:45	03/11/21 17:50	9.00	14.00	03/13/21 11:32	1.74	40.00	
29SB120 (15-16)	03/02/21 12:55	03/04/21 11:45	03/11/21 17:50	9.00	14.00	03/16/21 19:12	5.06	40.00	
29SB122 (3-4)	03/02/21 13:03	03/04/21 11:45	03/11/21 17:50	9.00	14.00	03/13/21 12:42	1.79	40.00	
29SB122 (3-4)	03/02/21 13:03	03/04/21 11:45	03/11/21 17:50	9.00	14.00	03/16/21 21:51	5.17	40.00	

* - Holding time exceeded.

MICROBAC®

29SB122 (7-8)	03/02/21 13:05	03/04/21 11:45	03/11/21 17:50	9.00	14.00	03/13/21 13:05	1.80	40.00	
29SB122 (7-8)	03/02/21 13:05	03/04/21 11:45	03/11/21 17:50	9.00	14.00	03/16/21 22:43	5.20	40.00	
DUP-03	03/02/21 08:20	03/04/21 11:45	03/11/21 17:50	9.00	14.00	03/13/21 13:52	1.83	40.00	
DUP-03	03/02/21 08:20	03/04/21 11:45	03/11/21 17:50	9.00	14.00	03/16/21 23:36	5.24	40.00	
29SB122 (11-12)	03/02/21 13:10	03/04/21 11:45	03/11/21 17:50	9.00	14.00	03/13/21 14:15	1.85	40.00	
29SB122 (11-12)	03/02/21 13:10	03/04/21 11:45	03/11/21 17:50	9.00	14.00	03/17/21 01:22	5.31	40.00	
29SB122 (15-16)	03/02/21 13:12	03/04/21 11:45	03/11/21 17:50	9.00	14.00	03/13/21 14:38	1.87	40.00	
29SB122 (15-16)	03/02/21 13:12	03/04/21 11:45	03/11/21 17:50	9.00	14.00	03/17/21 02:15	5.35	40.00	
29SB129 (1-2)	03/02/21 14:23	03/04/21 11:45	03/11/21 17:50	9.00	14.00	03/13/21 15:01	1.88	40.00	
29SB129 (3-4)	03/02/21 14:25	03/04/21 11:45	03/11/21 17:50	9.00	14.00	03/13/21 15:24	1.90	40.00	
29SB129 (3-4)	03/02/21 14:25	03/04/21 11:45	03/11/21 17:50	9.00	14.00	03/15/21 18:47	4.04	40.00	
29SB129 (3-4)	03/02/21 14:25	03/04/21 11:45	03/11/21 17:50	9.00	14.00	03/17/21 03:08	5.39	40.00	
29SB129 (3-4)	03/02/21 14:25	03/04/21 11:45	03/11/21 17:50	9.00	14.00	03/17/21 04:01	5.42	40.00	
29SB129 (5-6)	03/02/21 14:27	03/04/21 11:45	03/11/21 17:50	9.00	14.00	03/13/21 15:48	1.92	40.00	
29SB129 (5-6)	03/02/21 14:27	03/04/21 11:45	03/11/21 17:50	9.00	14.00	03/15/21 19:10	4.06	40.00	
29SB129 (5-6)	03/02/21 14:27	03/04/21 11:45	03/11/21 17:50	9.00	14.00	03/15/21 19:33	4.07	40.00	
29SB129 (5-6)	03/02/21 14:27	03/04/21 11:45	03/11/21 17:50	9.00	14.00	03/17/21 04:54	5.46	40.00	
29SB129 (5-6)	03/02/21 14:27	03/04/21 11:45	03/11/21 17:50	9.00	14.00	03/17/21 05:47	5.50	40.00	
29SB129 (5-6)	03/02/21 14:27	03/04/21 11:45	03/11/21 17:50	9.00	14.00	03/17/21 06:39	5.53	40.00	
29SB129 (7-8)	03/02/21 14:29	03/04/21 11:45	03/11/21 17:50	9.00	14.00	03/13/21 16:11	1.93	40.00	
29SB129 (7-8)	03/02/21 14:29	03/04/21 11:45	03/11/21 17:50	9.00	14.00	03/15/21 19:56	4.09	40.00	
29SB129 (7-8)	03/02/21 14:29	03/04/21 11:45	03/11/21 17:50	9.00	14.00	03/17/21 07:32	5.57	40.00	
29SB129 (7-8)	03/02/21 14:29	03/04/21 11:45	03/11/21 17:50	9.00	14.00	03/17/21 08:25	5.61	40.00	
29SB126 (1-2)	03/02/21 14:35	03/04/21 11:45	03/31/21 19:00	29.00	14.00	04/06/21 16:27	5.89	40.00	*
29SB126 (1-2)	03/02/21 14:35	03/04/21 11:45	03/31/21 19:00	29.00	14.00	04/08/21 19:06	8.00	40.00	*
DUP-04	03/02/21 08:30	03/04/21 11:45	03/31/21 19:00	29.00	14.00	04/06/21 17:52	5.95	40.00	*

* - Holding time exceeded.

MICROBAC®

29SB126 (3-4)	03/02/21 14:37	03/04/21 11:45	03/31/21 19:00	29.00	14.00	04/06/21 18:20	5.97	40.00	*
29SB126 (5-6)	03/02/21 14:39	03/04/21 11:45	03/31/21 19:00	29.00	14.00	04/06/21 18:48	5.99	40.00	*
29SB126 (7-8)	03/02/21 14:41	03/04/21 11:45	03/31/21 19:00	29.00	14.00	04/06/21 19:17	6.01	40.00	*
29SB132 (1-2)	03/02/21 14:53	03/04/21 11:45	03/31/21 19:00	29.00	14.00	04/06/21 21:09	6.09	40.00	*
29SB132 (3-4)	03/02/21 14:55	03/04/21 11:45	03/31/21 19:00	29.00	14.00	04/06/21 21:37	6.11	40.00	*
29SB132 (5-6)	03/02/21 14:57	03/04/21 11:45	03/31/21 19:00	29.00	14.00	04/06/21 22:06	6.13	40.00	*
29SB132 (7-8)	03/02/21 14:59	03/04/21 11:45	03/31/21 19:00	29.00	14.00	04/06/21 22:34	6.15	40.00	*
29SB133 (1-2)	03/02/21 15:05	03/04/21 11:45	03/31/21 19:00	29.00	14.00	04/06/21 23:02	6.17	40.00	*
29SB133 (3-4)	03/02/21 15:07	03/04/21 11:45	03/31/21 19:00	29.00	14.00	04/06/21 23:30	6.19	40.00	*
29SB133 (5-6)	03/02/21 15:09	03/04/21 11:45	03/31/21 19:00	29.00	14.00	04/06/21 23:58	6.21	40.00	*
29SB133 (7-8)	03/02/21 15:11	03/04/21 11:45	03/31/21 19:00	29.00	14.00	04/07/21 00:55	6.25	40.00	*
29SB130 (1-2)	03/02/21 15:15	03/04/21 11:45	03/31/21 19:00	29.00	14.00	04/07/21 01:23	6.27	40.00	*
29SB130 (3-4)	03/02/21 15:17	03/04/21 11:45	03/31/21 19:00	29.00	14.00	04/07/21 01:51	6.29	40.00	*
DUP-05	03/02/21 08:40	03/04/21 11:45	03/31/21 19:00	29.00	14.00	04/07/21 02:19	6.31	40.00	*
29SB130 (5-6)	03/02/21 15:19	03/04/21 11:45	03/31/21 19:00	29.00	14.00	04/07/21 02:48	6.33	40.00	*
29SB130 (7-8)	03/02/21 15:21	03/04/21 11:45	03/31/21 19:00	29.00	14.00	04/07/21 03:16	6.34	40.00	*
29SB131 (1-2)	03/02/21 15:38	03/04/21 11:45	03/31/21 19:00	29.00	14.00	04/07/21 03:44	6.36	40.00	*
29SB131 (3-4)	03/02/21 15:40	03/04/21 11:45	03/15/21 16:30	13.00	14.00	04/07/21 13:56	22.89	40.00	
29SB131 (5-6)	03/02/21 15:42	03/04/21 11:45	03/15/21 16:30	13.00	14.00	04/07/21 14:24	22.91	40.00	
29SB131 (5-6)	03/02/21 15:42	03/04/21 11:45	04/09/21 14:23	38.00	14.00	04/12/21 22:03	3.32	40.00	*
29SB131 (7-8)	03/02/21 15:44	03/04/21 11:45	03/15/21 16:30	13.00	14.00	04/07/21 14:52	22.93	40.00	
29SB131 (7-8)	03/02/21 15:44	03/04/21 11:45	04/09/21 14:23	38.00	14.00	04/12/21 22:32	3.34	40.00	*
29SB127 (1-2)	03/03/21 07:50	03/04/21 11:45	03/15/21 16:30	12.00	14.00	04/07/21 16:16	22.99	40.00	
29SB127 (1-2)	03/03/21 07:50	03/04/21 11:45	04/09/21 14:23	37.00	14.00	04/12/21 23:00	3.36	40.00	*
29SB127 (3-4)	03/03/21 07:52	03/04/21 11:45	03/15/21 16:30	12.00	14.00	04/07/21 17:13	23.03	40.00	
DUP-06	03/03/21 07:45	03/04/21 11:45	03/15/21 16:30	12.00	14.00	04/07/21 17:41	23.05	40.00	

* - Holding time exceeded.

MICROBAC®

DUP-06	03/03/21 07:45	03/04/21 11:45	04/09/21 14:23	37.00	14.00	04/12/21 23:28	3.38	40.00	*
29SB127 (5-6)	03/03/21 07:54	03/04/21 11:45	03/15/21 16:30	12.00	14.00	04/07/21 18:09	23.07	40.00	
29SB127 (7-8)	03/03/21 07:56	03/04/21 11:45	03/15/21 16:30	12.00	14.00	04/07/21 18:37	23.09	40.00	
29SB127 (7-8)	03/03/21 07:56	03/04/21 11:45	04/09/21 14:23	37.00	14.00	04/13/21 00:53	3.44	40.00	*
29SB128 (1-2)	03/03/21 08:05	03/04/21 11:45	03/15/21 16:30	12.00	14.00	04/07/21 20:02	23.15	40.00	
29SB128 (1-2)	03/03/21 08:05	03/04/21 11:45	04/09/21 14:23	37.00	14.00	04/13/21 01:21	3.46	40.00	*
29SB128 (3-4)	03/03/21 08:07	03/04/21 11:45	03/15/21 16:30	12.00	14.00	04/07/21 20:30	23.17	40.00	
29SB128 (3-4)	03/03/21 08:07	03/04/21 11:45	04/09/21 14:23	37.00	14.00	04/13/21 02:17	3.50	40.00	*
29SB128 (5-6)	03/03/21 08:09	03/04/21 11:45	03/15/21 16:30	12.00	14.00	04/07/21 20:58	23.19	40.00	
29SB128 (5-6)	03/03/21 08:09	03/04/21 11:45	04/09/21 14:23	37.00	14.00	04/13/21 02:45	3.52	40.00	*
29SB128 (7-8)	03/03/21 08:11	03/04/21 11:45	03/15/21 16:30	12.00	14.00	04/07/21 21:27	23.21	40.00	
29SB128 (7-8)	03/03/21 08:11	03/04/21 11:45	04/09/21 14:23	37.00	14.00	04/13/21 03:14	3.54	40.00	*

* - Holding time exceeded.

MICROBAC®

Analysis Class

HPLC Organics

Microbac Laboratories, Inc.
158 Starlite Drive | Marietta, OH 45750 | 800.373.4071 | www.microbac.com

MICROBAC®

HPLC Organics - Class Narrative and Notes

All test results meet the requirements of the QAPP and other applicable contract terms and conditions . Any exceptions are listed below in the sample and qc notes sections. Analytical results are reported on a 'as received' basis unless specified otherwise. Analytical results for solids with units ending in (dry) are reported on a dry weight basis. A statement of uncertainty for each analysis is available upon request.

Sample Notes

EPA 8330B

H **Sample was analyzed past holding time.**

M1C0514-40RE3	29SB126 (1-2)

H2 **Initial analysis was within holding time. Reanalysis was past holding time.**

M1C0514-70RE1	29SB128 (7-8)

D3 **Dilution was performed due to high target analyte concentration.**

2,4,6-Trinitrotoluene

M1C0514-38RE1	29SB129 (5-6)	M1C0514-38RE4	29SB129 (5-6)

2,4-Dinitrotoluene

M1C0514-38RE2	29SB129 (5-6)	M1C0514-38RE5	29SB129 (5-6)

2,6-Dinitrotoluene

M1C0514-37RE1	29SB129 (3-4)	M1C0514-37RE3	29SB129 (3-4)
M1C0514-38RE2	29SB129 (5-6)	M1C0514-38RE5	29SB129 (5-6)
M1C0514-39RE1	29SB129 (7-8)	M1C0514-39RE3	29SB129 (7-8)

M **Matrix interference is present.**

1,2-Dinitrobenzene

M1C0514-08	29SB124 (15-16)	M1C0514-16	29SB121 (15-16)
M1C0514-21	29SB118 (15-16)	M1C0514-22	DUP-02
M1C0514-26	29SB119 (15-16)	M1C0514-35	29SB122 (15-16)
M1C0514-37	29SB129 (3-4)	M1C0514-37RE1	29SB129 (3-4)
M1C0514-38	29SB129 (5-6)	M1C0514-38RE1	29SB129 (5-6)
M1C0514-39	29SB129 (7-8)		

P1 **Concentrations >40% difference between the two GC columns.**

2,6-Dinitrotoluene

M1C0514-23	29SB119 (3-4)	M1C0514-23RE1	29SB119 (3-4)

2-Amino-4,6-dinitrotoluene (2-am-dnt)

M1C0514-23	29SB119 (3-4)	M1C0514-23RE1	29SB119 (3-4)

2-Nitrotoluene

M1C0514-38	29SB129 (5-6)	M1C0514-38RE3	29SB129 (5-6)

MICROBAC®

Sample Notes

EPA 8330B

Q2 **LCS recovery is above acceptance limits. However there is no impact on the reported value.**

2,4-Dinitrotoluene

M1C0514-60RE1	29SB131 (5-6)	M1C0514-61RE1	29SB131 (7-8)
M1C0514-62RE1	29SB127 (1-2)	M1C0514-64RE2	DUP-06
M1C0514-66RE1	29SB127 (7-8)	M1C0514-67RE1	29SB128 (1-2)
M1C0514-68RE1	29SB128 (3-4)	M1C0514-69RE1	29SB128 (5-6)
M1C0514-70RE1	29SB128 (7-8)		

Q3 **LCS recovery is below acceptance limits. The reported value is estimated.**

2,4,6-Trinitrotoluene

M1C0514-59	29SB131 (3-4)	M1C0514-60	29SB131 (5-6)
M1C0514-61	29SB131 (7-8)	M1C0514-62	29SB127 (1-2)
M1C0514-63	29SB127 (3-4)	M1C0514-64	DUP-06
M1C0514-65	29SB127 (5-6)	M1C0514-66	29SB127 (7-8)
M1C0514-67	29SB128 (1-2)	M1C0514-68	29SB128 (3-4)
M1C0514-69	29SB128 (5-6)	M1C0514-70	29SB128 (7-8)

2,6-Dinitrotoluene

M1C0514-59	29SB131 (3-4)	M1C0514-60	29SB131 (5-6)
M1C0514-61	29SB131 (7-8)	M1C0514-62	29SB127 (1-2)
M1C0514-63	29SB127 (3-4)	M1C0514-64	DUP-06
M1C0514-65	29SB127 (5-6)	M1C0514-66	29SB127 (7-8)
M1C0514-67	29SB128 (1-2)	M1C0514-68	29SB128 (3-4)
M1C0514-69	29SB128 (5-6)	M1C0514-70	29SB128 (7-8)

S1 **Surrogate recovery is above acceptance limits.**

1,2-Dinitrobenzene

M1C0514-08	29SB124 (15-16)	M1C0514-16	29SB121 (15-16)
M1C0514-21	29SB118 (15-16)	M1C0514-22	DUP-02
M1C0514-26	29SB119 (15-16)	M1C0514-35	29SB122 (15-16)
M1C0514-37	29SB129 (3-4)	M1C0514-37RE1	29SB129 (3-4)
M1C0514-38	29SB129 (5-6)	M1C0514-38RE1	29SB129 (5-6)
M1C0514-39	29SB129 (7-8)		

S2 **Surrogate recovery is below acceptance limits.**

1,2-Dinitrobenzene

M1C0514-59	29SB131 (3-4)	M1C0514-60	29SB131 (5-6)
M1C0514-61	29SB131 (7-8)	M1C0514-62	29SB127 (1-2)
M1C0514-64	DUP-06	M1C0514-66	29SB127 (7-8)
M1C0514-67	29SB128 (1-2)	M1C0514-68	29SB128 (3-4)
M1C0514-69	29SB128 (5-6)	M1C0514-70	29SB128 (7-8)

S3 **Surrogate was diluted out.**

MICROBAC®

Sample Notes

EPA 8330B

S3 **Surrogate was diluted out.**

1,2-Dinitrobenzene

M1C0514-38RE2	29SB129 (5-6)	M1C0514-38RE5	29SB129 (5-6)
M1C0514-39RE3	29SB129 (7-8)		

QC Sample Notes

AC **Percent recoveries were below the DoD-LCL, but within ERA's acceptance limits**

EPA 8330B

4-Amino-2,6-dinitrotoluene

B1C1692-SRM1 Reference

ACa **Percent recoveries were below the DoD-LCL, but within ERA's acceptance limits.**

EPA 8330B

2-Amino-4,6-dinitrotoluene (2-am-dnt)

B1C0710-SRM1	Reference	B1C1692-SRM1	Reference

4-Amino-2,6-dinitrotoluene

B1C0710-SRM1 Reference

ACb **SRM recovery is below the DoD-LCL, but within ERA's acceptance limit**

EPA 8330B

4-Amino-2,6-dinitrotoluene

B1D0537-SRM1 Reference

ACc **SRM recovery is below the DoD-LCL, but within ERA's acceptance limit.**

EPA 8330B

2-Amino-4,6-dinitrotoluene (2-am-dnt)

B1D0537-SRM1 Reference

ACd **The percent recovery is below the DoD-LCL and ERA's-LCL.**

EPA 8330B

4-Amino-2,6-dinitrotoluene

B1C0710-SRM2 Reference

ACe **The percent recovery is below the DoD-LCL, but is within ERA's acceptance limits.**

EPA 8330B

4-Amino-2,6-dinitrotoluene

MICROBAC®

QC Sample Notes

ACe **The percent recovery is below the DoD-LCL, but is within ERA's acceptance limits.**

EPA 8330B

4-Amino-2,6-dinitrotoluene

B1C0704-SRM2	Reference

ACf **The percent recovery is below the DoD-LCL, but within ERA's acceptance limits.**

EPA 8330B

2-Amino-4,6-dinitrotoluene (2-am-dnt)

B1C0710-SRM2	Reference

M **Matrix interference is present.**

EPA 8330B

1,2-Dinitrobenzene

B1C0710-DUP1	Duplicate	B1C0710-DUP2	Duplicate

M1 **Matrix spike recovery is outside of acceptance limits, biased high.**

EPA 8330B

2-Amino-4,6-dinitrotoluene (2-am-dnt)

B1C0710-MS2	Matrix Spike	B1C0710-MSD2	Matrix Spike Dup

M2 **Matrix spike recovery is outside of acceptance limits, biased low.**

EPA 8330B

1,3-Dinitrobenzene

B1C0835-MS1	Matrix Spike	B1C0835-MSD1	Matrix Spike Dup

2,4,6-Trinitrotoluene

B1C0835-MS1	Matrix Spike	B1C0835-MSD1	Matrix Spike Dup

2,4-Dinitrotoluene

B1C0835-MS1	Matrix Spike	B1C0835-MSD1	Matrix Spike Dup

2,6-Dinitrotoluene

B1C0835-MS1	Matrix Spike	B1C0835-MSD1	Matrix Spike Dup

2-Amino-4,6-dinitrotoluene (2-am-dnt)

B1C0835-MS1	Matrix Spike	B1C0835-MSD1	Matrix Spike Dup

2-Nitrotoluene

B1C0835-MS1	Matrix Spike	B1C0835-MSD1	Matrix Spike Dup

3-Nitrotoluene

B1C0835-MS1	Matrix Spike	B1C0835-MSD1	Matrix Spike Dup

4-Amino-2,6-dinitrotoluene

B1C0835-MS1	Matrix Spike	B1C0835-MSD1	Matrix Spike Dup

4-Nitrotoluene

B1C0835-MS1	Matrix Spike	B1C0835-MSD1	Matrix Spike Dup

MICROBAC®

QC Sample Notes

Q2 **LCS recovery is above acceptance limits. However there is no impact on the reported value.**

EPA 8330B

2,4-Dinitrotoluene

B1D0537-BS1	LCS

Q3 **LCS recovery is below acceptance limits. The reported value is estimated.**

EPA 8330B

1,2-Dinitrobenzene

B1C0802-BLK2	Blank		

1,3-Dinitrobenzene

B1C0802-BS1	LCS	B1C0802-DUP1	Duplicate
B1C0802-DUP2	Duplicate	B1C0802-SRM1	Reference
B1C0835-SRM1	Reference		

2,4,6-Trinitrotoluene

B1C0802-BS1	LCS	B1C0802-DUP1	Duplicate
B1C0802-DUP2	Duplicate	B1C0802-SRM1	Reference
B1C0835-BS1	LCS	B1C0835-SRM1	Reference

2,4-Dinitrotoluene

B1C0802-BS1	LCS	B1C0802-DUP1	Duplicate
B1C0802-DUP2	Duplicate	B1C0802-SRM1	Reference
B1C0835-SRM1	Reference		

2,6-Dinitrotoluene

B1C0802-BS1	LCS	B1C0802-DUP1	Duplicate
B1C0802-DUP2	Duplicate	B1C0802-SRM1	Reference
B1C0835-BS1	LCS	B1C0835-SRM1	Reference

2-Amino-4,6-dinitrotoluene (2-am-dnt)

B1C0802-BS1	LCS	B1C0802-DUP1	Duplicate
B1C0802-DUP2	Duplicate	B1C0802-SRM1	Reference
B1C0835-SRM1	Reference		

2-Nitrotoluene

B1C0802-BS1	LCS	B1C0802-DUP1	Duplicate
B1C0802-DUP2	Duplicate	B1C0802-SRM1	Reference
B1C0835-SRM1	Reference		

3-Nitrotoluene

B1C0802-BS1	LCS	B1C0802-DUP1	Duplicate
B1C0802-DUP2	Duplicate	B1C0802-SRM1	Reference
B1C0835-SRM1	Reference		

4-Amino-2,6-dinitrotoluene

B1C0802-BS1	LCS	B1C0802-DUP1	Duplicate
B1C0802-DUP2	Duplicate	B1C0802-SRM1	Reference
B1C0835-SRM1	Reference		

4-Nitrotoluene

B1C0802-BS1	LCS	B1C0802-DUP1	Duplicate
B1C0802-DUP2	Duplicate	B1C0802-SRM1	Reference
B1C0835-SRM1	Reference		

MICROBAC®

QC Sample Notes

R1 **Duplicate RPD is outside of acceptance limits.**

EPA 8330B

2,6-Dinitrotoluene

B1C1692-DUP1	Duplicate

S1 **Surrogate recovery is above acceptance limits.**

EPA 8330B

1,2-Dinitrobenzene

B1C0710-DUP1	Duplicate	B1C0710-DUP2	Duplicate

S2 **Surrogate recovery is below acceptance limits.**

EPA 8330B

1,2-Dinitrobenzene

B1C0802-BLK1	Blank	B1C0802-BLK2	Blank
B1C0802-BS1	LCS	B1C0802-DUP1	Duplicate
B1C0802-DUP2	Duplicate	B1C0802-SRM1	Reference
B1C0835-BLK2	Blank	B1C0835-BS1	LCS
B1C0835-DUP1	Duplicate	B1C0835-DUP2	Duplicate
B1C0835-MS1	Matrix Spike	B1C0835-MSD1	Matrix Spike Dup
B1C0835-SRM1	Reference		

S5 **Surrogate recovery is outside of acceptance limits. There is no sample available for reanalysis.**

EPA 8330B

1,2-Dinitrobenzene

S1C0592-CCV1	Calibration Check

MICROBAC®

HPLC Organics
EPA 8330B

Microbac Laboratories, Inc.
158 Starlite Drive | Marietta, OH 45750 | 800.373.4071 | www.microbac.com

MICROBAC®

FORM I:
HPLC Organics
EPA 8330B
RESULTS SUMMARY

Microbac Laboratories, Inc.
158 Starlite Drive | Marietta, OH 45750 | 800.373.4071 | www.microbac.com

MICROBAC

Laboratory Report Number: M1C0514

Client Project ID: Longhorn

Microbac Laboratories Inc., - Marietta, OH

Explosives by HPLC

CERTIFICATE OF ANALYSIS
FORM I

Client ID:	29SB125 (3-4)			**Collection Date:**	03/02/2021 09:00
Laboratory ID:	M1C0514-01			**Prep Date:**	03/11/2021 17:55
Matrix:	Solid			**Analyzed:**	03/12/2021 18:55
Batch / Sequence:	B1C0704 / S1C0250	**Analytical Method:**	EPA 8330B	**Calibration:**	21B0020
Instrument:	HPLC5	**Units:**	ug/kg wet	**File ID:**	5L027809.D
Analyst:	JWR	**Dilution:**	1		

Analyte	CAS Number	Result	DL	LOD	LOQ	Flag	Qual
1,3-Dinitrobenzene	99-65-0	200	100	200	401	U	
2,4,6-Trinitrotoluene	118-96-7	200	100	200	401	U	
2,4-Dinitrotoluene	121-14-2	200	100	200	401	U	
2,6-Dinitrotoluene	606-20-2	200	100	200	401	U	
2-Amino-4,6-dinitrotoluene (2-am-dnt)	35572-78-2	200	100	200	401	U	
2-Nitrotoluene	88-72-2	200	100	200	401	U	
3-Nitrotoluene	99-08-1	200	100	200	401	U	
4-Amino-2,6-dinitrotoluene	19406-51-0	200	100	200	401	U	
4-Nitrotoluene	99-99-0	200	100	200	401	U	

Surrogate	Recovery	Limits	Units	Q	Qualifier	
1,2-Dinitrobenzene	87.5	78-119	% Rec			

Notes and Definitions

DL: Detection Limit
LOD: Limit of Detection
LOQ: Limit of Quantitation
U: The analyte was analyzed for but was not detected above the reported quantitation limit. The quantitation limit has been adjusted for any dilution or concentration of the sample.

MICROBAC

Laboratory Report Number: M1C0514

Client Project ID: Longhorn

Microbac Laboratories Inc., - Marietta, OH

Explosives by HPLC

CERTIFICATE OF ANALYSIS
FORM I

Client ID:	259SB125 (6-7)			**Collection Date:**	03/02/2021 09:05
Laboratory ID:	M1C0514-02			**Prep Date:**	03/11/2021 17:55
Matrix:	Solid			**Analyzed:**	03/12/2021 20:05
Batch / Sequence:	B1C0704 / S1C0250	**Analytical Method:**	EPA 8330B	**Calibration:**	21B0020
Instrument:	HPLC5	**Units:**	ug/kg wet	**File ID:**	5L027812.D
Analyst:	JWR	**Dilution:**	1		

Analyte	CAS Number	Result	DL	LOD	LOQ	Flag	Qual
1,3-Dinitrobenzene	99-65-0	204	102	204	408	U	
2,4,6-Trinitrotoluene	118-96-7	204	102	204	408	U	
2,4-Dinitrotoluene	121-14-2	201	102	204	408	J	
2,6-Dinitrotoluene	606-20-2	204	102	204	408	U	
2-Amino-4,6-dinitrotoluene (2-am-dnt)	35572-78-2	204	102	204	408	U	
2-Nitrotoluene	88-72-2	204	102	204	408	U	
3-Nitrotoluene	99-08-1	204	102	204	408	U	
4-Amino-2,6-dinitrotoluene	19406-51-0	204	102	204	408	U	
4-Nitrotoluene	99-99-0	204	102	204	408	U	

Surrogate	Recovery	Limits	Units	Q	Qualifier	
1,2-Dinitrobenzene	88.7	78-119	% Rec			

Notes and Definitions

DL: Detection Limit
LOD: Limit of Detection
LOQ: Limit of Quantitation
J: The result is an estimated quantity. The associated numerical value is the approximate concentration of the analyte in the sample.
U: The analyte was analyzed for but was not detected above the reported quantitation limit. The quantitation limit has been adjusted for any dilution or concentration of the sample.

MICROBAC

Laboratory Report Number: M1C0514

Client Project ID: Longhorn

Microbac Laboratories Inc., - Marietta, OH

Explosives by HPLC

CERTIFICATE OF ANALYSIS
FORM I

Client ID:	259SB125 (6-7)			**Collection Date:**	03/02/2021 09:05
Laboratory ID:	M1C0514-02RE1			**Prep Date:**	03/11/2021 17:55
Matrix:	Solid			**Analyzed:**	03/15/2021 23:49
Batch / Sequence:	B1C0704 / S1C0296	**Analytical Method:**	EPA 8330B	**Calibration:**	20E0017
Instrument:	HPLC6	**Units:**	ug/kg wet	**File ID:**	6L0008448.D
Analyst:	JWR	**Dilution:**	1		

Analyte	CAS Number	Result	DL	LOD	LOQ	Flag	Qual
2,4-Dinitrotoluene	121-14-2	200	102	204	408	J	

Surrogate	Recovery	Limits	Units	Q	Qualifier	
1,2-Dinitrobenzene	88.7	78-119	% Rec			

Notes and Definitions

DL: Detection Limit
LOD: Limit of Detection
LOQ: Limit of Quantitation
J: The result is an estimated quantity. The associated numerical value is the approximate concentration of the analyte in the sample.

MICROBAC

Laboratory Report Number: M1C0514

Client Project ID: Longhorn

Microbac Laboratories Inc., - Marietta, OH

Explosives by HPLC

CERTIFICATE OF ANALYSIS
FORM I

Client ID:	29SB125 (11-12)			**Collection Date:**	03/02/2021 09:10
Laboratory ID:	M1C0514-03			**Prep Date:**	03/11/2021 17:55
Matrix:	Solid			**Analyzed:**	03/12/2021 20:28
Batch / Sequence:	B1C0704 / S1C0250	**Analytical Method:**	EPA 8330B	**Calibration:**	21B0020
Instrument:	HPLC5	**Units:**	ug/kg wet	**File ID:**	5L027813.D
Analyst:	JWR	**Dilution:**	1		

Analyte	CAS Number	Result	DL	LOD	LOQ	Flag	Qual
1,3-Dinitrobenzene	99-65-0	201	100	201	401	U	
2,4,6-Trinitrotoluene	118-96-7	201	100	201	401	U	
2,4-Dinitrotoluene	121-14-2	201	100	201	401	U	
2,6-Dinitrotoluene	606-20-2	201	100	201	401	U	
2-Amino-4,6-dinitrotoluene (2-am-dnt)	35572-78-2	201	100	201	401	U	
2-Nitrotoluene	88-72-2	201	100	201	401	U	
3-Nitrotoluene	99-08-1	201	100	201	401	U	
4-Amino-2,6-dinitrotoluene	19406-51-0	201	100	201	401	U	
4-Nitrotoluene	99-99-0	201	100	201	401	U	

Surrogate	Recovery	Limits	Units	Q	Qualifier	
1,2-Dinitrobenzene	89.9	78-119	% Rec			

Notes and Definitions

DL: Detection Limit
LOD: Limit of Detection
LOQ: Limit of Quantitation
U: The analyte was analyzed for but was not detected above the reported quantitation limit. The quantitation limit has been adjusted for any dilution or concentration of the sample.

MICROBAC

Laboratory Report Number: M1C0514

Client Project ID: Longhorn

Microbac Laboratories Inc., - Marietta, OH

Explosives by HPLC

CERTIFICATE OF ANALYSIS
FORM I

Client ID:	29SB125 (15-16)			**Collection Date:**	03/02/2021 10:00
Laboratory ID:	M1C0514-04			**Prep Date:**	03/11/2021 17:55
Matrix:	Solid			**Analyzed:**	03/12/2021 20:51
Batch / Sequence:	B1C0704 / S1C0250	**Analytical Method:**	EPA 8330B	**Calibration:**	21B0020
Instrument:	HPLC5	**Units:**	ug/kg wet	**File ID:**	5L027814.D
Analyst:	JWR	**Dilution:**	1		

Analyte	CAS Number	Result	DL	LOD	LOQ	Flag	Qual
1,3-Dinitrobenzene	99-65-0	208	104	208	416	U	
2,4,6-Trinitrotoluene	118-96-7	208	104	208	416	U	
2,4-Dinitrotoluene	121-14-2	300	104	208	416	J	
2,6-Dinitrotoluene	606-20-2	208	104	208	416	U	
2-Amino-4,6-dinitrotoluene (2-am-dnt)	35572-78-2	208	104	208	416	U	
2-Nitrotoluene	88-72-2	127	104	208	416	J	
3-Nitrotoluene	99-08-1	208	104	208	416	U	
4-Amino-2,6-dinitrotoluene	19406-51-0	208	104	208	416	U	
4-Nitrotoluene	99-99-0	143	104	208	416	J	

Surrogate	Recovery	Limits	Units	Q	Qualifier	
1,2-Dinitrobenzene	90.5	78-119	% Rec			

Notes and Definitions

DL: Detection Limit
LOD: Limit of Detection
LOQ: Limit of Quantitation
J: The result is an estimated quantity. The associated numerical value is the approximate concentration of the analyte in the sample.
U: The analyte was analyzed for but was not detected above the reported quantitation limit. The quantitation limit has been adjusted for any dilution or concentration of the sample.

MICROBAC

Laboratory Report Number: M1C0514

Client Project ID: Longhorn

Microbac Laboratories Inc., - Marietta, OH

Explosives by HPLC

CERTIFICATE OF ANALYSIS
FORM I

Client ID:	29SB125 (15-16)			**Collection Date:**	03/02/2021 10:00
Laboratory ID:	M1C0514-04RE1			**Prep Date:**	03/11/2021 17:55
Matrix:	Solid			**Analyzed:**	03/16/2021 00:42
Batch / Sequence:	B1C0704 / S1C0296	**Analytical Method:**	EPA 8330B	**Calibration:**	20E0017
Instrument:	HPLC6	**Units:**	ug/kg wet	**File ID:**	6L0008449.D
Analyst:	JWR	**Dilution:**	1		

Analyte	CAS Number	Result	DL	LOD	LOQ	Flag	Qual
2,4-Dinitrotoluene	121-14-2	302	104	208	416	J	
2-Nitrotoluene	88-72-2	149	104	208	416	J	
4-Nitrotoluene	99-99-0	157	104	208	416	J	

Surrogate	Recovery	Limits	Units	Q	Qualifier	
1,2-Dinitrobenzene	90.1	78-119	% Rec			

Notes and Definitions

DL: Detection Limit
LOD: Limit of Detection
LOQ: Limit of Quantitation
J: The result is an estimated quantity. The associated numerical value is the approximate concentration of the analyte in the sample.

MICROBAC

Laboratory Report Number: M1C0514

Client Project ID: Longhorn

Microbac Laboratories Inc., - Marietta, OH

Explosives by HPLC

CERTIFICATE OF ANALYSIS
FORM I

Client ID:	29SB124 (3-4)			**Collection Date:**	03/02/2021 10:25
Laboratory ID:	M1C0514-05			**Prep Date:**	03/11/2021 17:55
Matrix:	Solid			**Analyzed:**	03/12/2021 21:38
Batch / Sequence:	B1C0704 / S1C0250	**Analytical Method:**	EPA 8330B	**Calibration:**	21B0020
Instrument:	HPLC5	**Units:**	ug/kg wet	**File ID:**	5L027816.D
Analyst:	JWR	**Dilution:**	1		

Analyte	CAS Number	Result	DL	LOD	LOQ	Flag	Qual
1,3-Dinitrobenzene	99-65-0	193	96.7	193	387	U	
2,4,6-Trinitrotoluene	118-96-7	193	96.7	193	387	U	
2,4-Dinitrotoluene	121-14-2	193	96.7	193	387	U	
2,6-Dinitrotoluene	606-20-2	193	96.7	193	387	U	
2-Amino-4,6-dinitrotoluene (2-am-dnt)	35572-78-2	193	96.7	193	387	U	
2-Nitrotoluene	88-72-2	193	96.7	193	387	U	
3-Nitrotoluene	99-08-1	193	96.7	193	387	U	
4-Amino-2,6-dinitrotoluene	19406-51-0	193	96.7	193	387	U	
4-Nitrotoluene	99-99-0	193	96.7	193	387	U	

Surrogate	Recovery	Limits	Units	Q	Qualifier	
1,2-Dinitrobenzene	87.4	78-119	% Rec			

Notes and Definitions

DL: Detection Limit
LOD: Limit of Detection
LOQ: Limit of Quantitation
U: The analyte was analyzed for but was not detected above the reported quantitation limit. The quantitation limit has been adjusted for any dilution or concentration of the sample.

MICROBAC

Laboratory Report Number: M1C0514

Client Project ID: Longhorn

Microbac Laboratories Inc., - Marietta, OH

Explosives by HPLC

CERTIFICATE OF ANALYSIS
FORM I

Client ID:	29SB124 (7-8)			**Collection Date:**	03/02/2021 10:30
Laboratory ID:	M1C0514-06			**Prep Date:**	03/11/2021 17:55
Matrix:	Solid			**Analyzed:**	03/12/2021 22:01
Batch / Sequence:	B1C0704 / S1C0250	**Analytical Method:**	EPA 8330B	**Calibration:**	21B0020
Instrument:	HPLC5	**Units:**	ug/kg wet	**File ID:**	5L027817.D
Analyst:	JWR	**Dilution:**	1		

Analyte	CAS Number	Result	DL	LOD	LOQ	Flag	Qual
1,3-Dinitrobenzene	99-65-0	196	97.8	196	391	U	
2,4,6-Trinitrotoluene	118-96-7	196	97.8	196	391	U	
2,4-Dinitrotoluene	121-14-2	196	97.8	196	391	U	
2,6-Dinitrotoluene	606-20-2	196	97.8	196	391	U	
2-Amino-4,6-dinitrotoluene (2-am-dnt)	35572-78-2	196	97.8	196	391	U	
2-Nitrotoluene	88-72-2	196	97.8	196	391	U	
3-Nitrotoluene	99-08-1	196	97.8	196	391	U	
4-Amino-2,6-dinitrotoluene	19406-51-0	196	97.8	196	391	U	
4-Nitrotoluene	99-99-0	196	97.8	196	391	U	

Surrogate	Recovery	Limits	Units	Q	Qualifier	
1,2-Dinitrobenzene	88.4	78-119	% Rec			

Notes and Definitions

DL: Detection Limit
LOD: Limit of Detection
LOQ: Limit of Quantitation
U: The analyte was analyzed for but was not detected above the reported quantitation limit. The quantitation limit has been adjusted for any dilution or concentration of the sample.

MICROBAC

Laboratory Report Number: M1C0514

Client Project ID: Longhorn

Microbac Laboratories Inc., - Marietta, OH

Explosives by HPLC

CERTIFICATE OF ANALYSIS
FORM I

Client ID:	29SB124 (11-12)			**Collection Date:**	03/02/2021 10:35
Laboratory ID:	M1C0514-07			**Prep Date:**	03/11/2021 17:55
Matrix:	Solid			**Analyzed:**	03/12/2021 22:24
Batch / Sequence:	B1C0704 / S1C0250	**Analytical Method:**	EPA 8330B	**Calibration:**	21B0020
Instrument:	HPLC5	**Units:**	ug/kg wet	**File ID:**	5L027818.D
Analyst:	JWR	**Dilution:**	1		

Analyte	CAS Number	Result	DL	LOD	LOQ	Flag	Qual
1,3-Dinitrobenzene	99-65-0	208	104	208	416	U	
2,4,6-Trinitrotoluene	118-96-7	208	104	208	416	U	
2,4-Dinitrotoluene	121-14-2	208	104	208	416	U	
2,6-Dinitrotoluene	606-20-2	208	104	208	416	U	
2-Amino-4,6-dinitrotoluene (2-am-dnt)	35572-78-2	208	104	208	416	U	
2-Nitrotoluene	88-72-2	208	104	208	416	U	
3-Nitrotoluene	99-08-1	208	104	208	416	U	
4-Amino-2,6-dinitrotoluene	19406-51-0	208	104	208	416	U	
4-Nitrotoluene	99-99-0	208	104	208	416	U	

Surrogate	Recovery	Limits	Units	Q	Qualifier	
1,2-Dinitrobenzene	89.9	78-119	% Rec			

Notes and Definitions

DL: Detection Limit
LOD: Limit of Detection
LOQ: Limit of Quantitation
U: The analyte was analyzed for but was not detected above the reported quantitation limit. The quantitation limit has been adjusted for any dilution or concentration of the sample.

MICROBAC

Laboratory Report Number: M1C0514

Client Project ID: Longhorn

Microbac Laboratories Inc., - Marietta, OH

Explosives by HPLC

CERTIFICATE OF ANALYSIS
FORM I

Client ID:	29SB124 (15-16)			**Collection Date:**	03/02/2021 10:40
Laboratory ID:	M1C0514-08			**Prep Date:**	03/11/2021 17:55
Matrix:	Solid			**Analyzed:**	03/12/2021 22:47
Batch / Sequence:	B1C0704 / S1C0250	**Analytical Method:**	EPA 8330B	**Calibration:**	21B0020
Instrument:	HPLC5	**Units:**	ug/kg wet	**File ID:**	5L027819.D
Analyst:	JWR	**Dilution:**	1		

Analyte	CAS Number	Result	DL	LOD	LOQ	Flag	Qual
1,3-Dinitrobenzene	99-65-0	203	101	203	405	U	
2,4,6-Trinitrotoluene	118-96-7	203	101	203	405	U	
2,4-Dinitrotoluene	121-14-2	5780	101	203	405		
2,6-Dinitrotoluene	606-20-2	1130	101	203	405		
2-Amino-4,6-dinitrotoluene (2-am-dnt)	35572-78-2	203	101	203	405	U	
2-Nitrotoluene	88-72-2	1350	101	203	405		
3-Nitrotoluene	99-08-1	268	101	203	405	J	
4-Amino-2,6-dinitrotoluene	19406-51-0	203	101	203	405	U	
4-Nitrotoluene	99-99-0	3460	101	203	405		

Surrogate	Recovery	Limits	Units	Q	Qualifier	
1,2-Dinitrobenzene	143	78-119	% Rec	*	M, S1	

Notes and Definitions

DL: Detection Limit
LOD: Limit of Detection
LOQ: Limit of Quantitation
J: The result is an estimated quantity. The associated numerical value is the approximate concentration of the analyte in the sample.
M: Matrix interference is present.
S1: Surrogate recovery is above acceptance limits.
U: The analyte was analyzed for but was not detected above the reported quantitation limit. The quantitation limit has been adjusted for any dilution or concentration of the sample.

MICROBAC

Laboratory Report Number: M1C0514

Client Project ID: Longhorn

Microbac Laboratories Inc., - Marietta, OH

Explosives by HPLC

CERTIFICATE OF ANALYSIS
FORM I

Client ID:	29SB124 (15-16)			**Collection Date:**	03/02/2021 10:40
Laboratory ID:	M1C0514-08RE1			**Prep Date:**	03/11/2021 17:55
Matrix:	Solid			**Analyzed:**	03/16/2021 01:35
Batch / Sequence:	B1C0704 / S1C0296	**Analytical Method:**	EPA 8330B	**Calibration:**	20E0017
Instrument:	HPLC6	**Units:**	ug/kg wet	**File ID:**	6L0008450.D
Analyst:	JWR	**Dilution:**	1		

Analyte	CAS Number	Result	DL	LOD	LOQ	Flag	Qual
2,4-Dinitrotoluene	121-14-2	5740	101	203	405		
2,6-Dinitrotoluene	606-20-2	1460	101	203	405		
2-Nitrotoluene	88-72-2	1380	101	203	405		
3-Nitrotoluene	99-08-1	224	101	203	405	J	
4-Nitrotoluene	99-99-0	3430	101	203	405		

Surrogate	Recovery	Limits	Units	Q	Qualifier	
1,2-Dinitrobenzene	95.1	78-119	% Rec			

Notes and Definitions

DL: Detection Limit
LOD: Limit of Detection
LOQ: Limit of Quantitation
J: The result is an estimated quantity. The associated numerical value is the approximate concentration of the analyte in the sample.

MICROBAC

Laboratory Report Number: M1C0514

Client Project ID: Longhorn

Microbac Laboratories Inc., - Marietta, OH

Explosives by HPLC

CERTIFICATE OF ANALYSIS
FORM I

Client ID:	29SB123 (2-3)			**Collection Date:**	03/02/2021 10:45
Laboratory ID:	M1C0514-09			**Prep Date:**	03/11/2021 17:55
Matrix:	Solid			**Analyzed:**	03/12/2021 23:10
Batch / Sequence:	B1C0704 / S1C0250	**Analytical Method:**	EPA 8330B	**Calibration:**	21B0020
Instrument:	HPLC5	**Units:**	ug/kg wet	**File ID:**	5L027820.D
Analyst:	JWR	**Dilution:**	1		

Analyte	CAS Number	Result	DL	LOD	LOQ	Flag	Qual
1,3-Dinitrobenzene	99-65-0	193	96.4	193	386	U	
2,4,6-Trinitrotoluene	118-96-7	193	96.4	193	386	U	
2,4-Dinitrotoluene	121-14-2	193	96.4	193	386	U	
2,6-Dinitrotoluene	606-20-2	193	96.4	193	386	U	
2-Amino-4,6-dinitrotoluene (2-am-dnt)	35572-78-2	193	96.4	193	386	U	
2-Nitrotoluene	88-72-2	193	96.4	193	386	U	
3-Nitrotoluene	99-08-1	193	96.4	193	386	U	
4-Amino-2,6-dinitrotoluene	19406-51-0	193	96.4	193	386	U	
4-Nitrotoluene	99-99-0	193	96.4	193	386	U	

Surrogate	Recovery	Limits	Units	Q	Qualifier	
1,2-Dinitrobenzene	86.5	78-119	% Rec			

Notes and Definitions

DL: Detection Limit
LOD: Limit of Detection
LOQ: Limit of Quantitation
U: The analyte was analyzed for but was not detected above the reported quantitation limit. The quantitation limit has been adjusted for any dilution or concentration of the sample.

MICROBAC

Laboratory Report Number: M1C0514

Client Project ID: Longhorn

Microbac Laboratories Inc., - Marietta, OH

Explosives by HPLC

CERTIFICATE OF ANALYSIS
FORM I

Client ID:	29SB123 (7-8)			**Collection Date:**	03/02/2021 10:50
Laboratory ID:	M1C0514-10			**Prep Date:**	03/11/2021 17:55
Matrix:	Solid			**Analyzed:**	03/12/2021 23:33
Batch / Sequence:	B1C0704 / S1C0250	**Analytical Method:**	EPA 8330B	**Calibration:**	21B0020
Instrument:	HPLC5	**Units:**	ug/kg wet	**File ID:**	5L027821.D
Analyst:	JWR	**Dilution:**	1		

Analyte	CAS Number	Result	DL	LOD	LOQ	Flag	Qual
1,3-Dinitrobenzene	99-65-0	202	101	202	404	U	
2,4,6-Trinitrotoluene	118-96-7	202	101	202	404	U	
2,4-Dinitrotoluene	121-14-2	202	101	202	404	U	
2,6-Dinitrotoluene	606-20-2	202	101	202	404	U	
2-Amino-4,6-dinitrotoluene (2-am-dnt)	35572-78-2	202	101	202	404	U	
2-Nitrotoluene	88-72-2	202	101	202	404	U	
3-Nitrotoluene	99-08-1	202	101	202	404	U	
4-Amino-2,6-dinitrotoluene	19406-51-0	202	101	202	404	U	
4-Nitrotoluene	99-99-0	202	101	202	404	U	

Surrogate	Recovery	Limits	Units	Q	Qualifier	
1,2-Dinitrobenzene	87.5	78-119	% Rec			

Notes and Definitions

DL: Detection Limit
LOD: Limit of Detection
LOQ: Limit of Quantitation
U: The analyte was analyzed for but was not detected above the reported quantitation limit. The quantitation limit has been adjusted for any dilution or concentration of the sample.

MICROBAC

Laboratory Report Number: M1C0514

Client Project ID: Longhorn

Microbac Laboratories Inc., - Marietta, OH

Explosives by HPLC

CERTIFICATE OF ANALYSIS
FORM I

Client ID:	29SB123 (11-12)			**Collection Date:**	03/02/2021 10:52
Laboratory ID:	M1C0514-11			**Prep Date:**	03/11/2021 17:55
Matrix:	Solid			**Analyzed:**	03/12/2021 23:57
Batch / Sequence:	B1C0704 / S1C0250	**Analytical Method:**	EPA 8330B	**Calibration:**	21B0020
Instrument:	HPLC5	**Units:**	ug/kg wet	**File ID:**	5L027822.D
Analyst:	JWR	**Dilution:**	1		

Analyte	CAS Number	Result	DL	LOD	LOQ	Flag	Qual
1,3-Dinitrobenzene	99-65-0	194	96.9	194	388	U	
2,4,6-Trinitrotoluene	118-96-7	194	96.9	194	388	U	
2,4-Dinitrotoluene	121-14-2	194	96.9	194	388	U	
2,6-Dinitrotoluene	606-20-2	194	96.9	194	388	U	
2-Amino-4,6-dinitrotoluene (2-am-dnt)	35572-78-2	194	96.9	194	388	U	
2-Nitrotoluene	88-72-2	194	96.9	194	388	U	
3-Nitrotoluene	99-08-1	194	96.9	194	388	U	
4-Amino-2,6-dinitrotoluene	19406-51-0	194	96.9	194	388	U	
4-Nitrotoluene	99-99-0	194	96.9	194	388	U	

Surrogate	Recovery	Limits	Units	Q	Qualifier	
1,2-Dinitrobenzene	88.8	78-119	% Rec			

Notes and Definitions

DL: Detection Limit
LOD: Limit of Detection
LOQ: Limit of Quantitation
U: The analyte was analyzed for but was not detected above the reported quantitation limit. The quantitation limit has been adjusted for any dilution or concentration of the sample.

MICROBAC

Laboratory Report Number: M1C0514

Client Project ID: Longhorn

Microbac Laboratories Inc., - Marietta, OH

Explosives by HPLC

CERTIFICATE OF ANALYSIS
FORM I

Client ID:	29SB123 (15-16)			**Collection Date:**	03/02/2021 10:55
Laboratory ID:	M1C0514-12			**Prep Date:**	03/11/2021 17:55
Matrix:	Solid			**Analyzed:**	03/13/2021 00:20
Batch / Sequence:	B1C0704 / S1C0250	**Analytical Method:**	EPA 8330B	**Calibration:**	21B0020
Instrument:	HPLC5	**Units:**	ug/kg wet	**File ID:**	5L027823.D
Analyst:	JWR	**Dilution:**	1		

Analyte	CAS Number	Result	DL	LOD	LOQ	Flag	Qual
1,3-Dinitrobenzene	99-65-0	201	101	201	402	U	
2,4,6-Trinitrotoluene	118-96-7	201	101	201	402	U	
2,4-Dinitrotoluene	121-14-2	201	101	201	402	U	
2,6-Dinitrotoluene	606-20-2	201	101	201	402	U	
2-Amino-4,6-dinitrotoluene (2-am-dnt)	35572-78-2	201	101	201	402	U	
2-Nitrotoluene	88-72-2	201	101	201	402	U	
3-Nitrotoluene	99-08-1	201	101	201	402	U	
4-Amino-2,6-dinitrotoluene	19406-51-0	201	101	201	402	U	
4-Nitrotoluene	99-99-0	201	101	201	402	U	

Surrogate	Recovery	Limits	Units	Q	Qualifier	
1,2-Dinitrobenzene	90.3	78-119	% Rec			

Notes and Definitions

DL: Detection Limit
LOD: Limit of Detection
LOQ: Limit of Quantitation
U: The analyte was analyzed for but was not detected above the reported quantitation limit. The quantitation limit has been adjusted for any dilution or concentration of the sample.

MICROBAC

Laboratory Report Number: M1C0514

Client Project ID: Longhorn

Microbac Laboratories Inc., - Marietta, OH

Explosives by HPLC

CERTIFICATE OF ANALYSIS
FORM I

Client ID:	29SB121 (3-4)			**Collection Date:**	03/02/2021 11:00
Laboratory ID:	M1C0514-13			**Prep Date:**	03/11/2021 17:55
Matrix:	Solid			**Analyzed:**	03/13/2021 00:43
Batch / Sequence:	B1C0704 / S1C0250	**Analytical Method:**	EPA 8330B	**Calibration:**	21B0020
Instrument:	HPLC5	**Units:**	ug/kg wet	**File ID:**	5L027824.D
Analyst:	JWR	**Dilution:**	1		

Analyte	CAS Number	Result	DL	LOD	LOQ	Flag	Qual
1,3-Dinitrobenzene	99-65-0	204	102	204	408	U	
2,4,6-Trinitrotoluene	118-96-7	204	102	204	408	U	
2,4-Dinitrotoluene	121-14-2	204	102	204	408	U	
2,6-Dinitrotoluene	606-20-2	204	102	204	408	U	
2-Amino-4,6-dinitrotoluene (2-am-dnt)	35572-78-2	204	102	204	408	U	
2-Nitrotoluene	88-72-2	204	102	204	408	U	
3-Nitrotoluene	99-08-1	204	102	204	408	U	
4-Amino-2,6-dinitrotoluene	19406-51-0	204	102	204	408	U	
4-Nitrotoluene	99-99-0	204	102	204	408	U	

Surrogate	Recovery	Limits	Units	Q	Qualifier	
1,2-Dinitrobenzene	88.9	78-119	% Rec			

Notes and Definitions

DL: Detection Limit
LOD: Limit of Detection
LOQ: Limit of Quantitation
U: The analyte was analyzed for but was not detected above the reported quantitation limit. The quantitation limit has been adjusted for any dilution or concentration of the sample.

MICROBAC

Laboratory Report Number: M1C0514

Client Project ID: Longhorn

Microbac Laboratories Inc., - Marietta, OH

Explosives by HPLC

CERTIFICATE OF ANALYSIS
FORM I

Client ID:	29SB121 (7-8)			**Collection Date:**	03/02/2021 11:03
Laboratory ID:	M1C0514-14			**Prep Date:**	03/11/2021 17:55
Matrix:	Solid			**Analyzed:**	03/13/2021 01:06
Batch / Sequence:	B1C0704 / S1C0250	**Analytical Method:**	EPA 8330B	**Calibration:**	21B0020
Instrument:	HPLC5	**Units:**	ug/kg wet	**File ID:**	5L027825.D
Analyst:	JWR	**Dilution:**	1		

Analyte	CAS Number	Result	DL	LOD	LOQ	Flag	Qual
1,3-Dinitrobenzene	99-65-0	198	98.9	198	396	U	
2,4,6-Trinitrotoluene	118-96-7	198	98.9	198	396	U	
2,4-Dinitrotoluene	121-14-2	198	98.9	198	396	U	
2,6-Dinitrotoluene	606-20-2	198	98.9	198	396	U	
2-Amino-4,6-dinitrotoluene (2-am-dnt)	35572-78-2	198	98.9	198	396	U	
2-Nitrotoluene	88-72-2	198	98.9	198	396	U	
3-Nitrotoluene	99-08-1	198	98.9	198	396	U	
4-Amino-2,6-dinitrotoluene	19406-51-0	198	98.9	198	396	U	
4-Nitrotoluene	99-99-0	198	98.9	198	396	U	

Surrogate	Recovery	Limits	Units	Q	Qualifier	
1,2-Dinitrobenzene	89.6	78-119	% Rec			

Notes and Definitions

DL: Detection Limit
LOD: Limit of Detection
LOQ: Limit of Quantitation
U: The analyte was analyzed for but was not detected above the reported quantitation limit. The quantitation limit has been adjusted for any dilution or concentration of the sample.

MICROBAC

Laboratory Report Number: M1C0514

Client Project ID: Longhorn

Microbac Laboratories Inc., - Marietta, OH

Explosives by HPLC

CERTIFICATE OF ANALYSIS
FORM I

Client ID:	29SB121 (11-12)			**Collection Date:**	03/02/2021 11:05
Laboratory ID:	M1C0514-15			**Prep Date:**	03/11/2021 17:55
Matrix:	Solid			**Analyzed:**	03/13/2021 01:52
Batch / Sequence:	B1C0704 / S1C0250	**Analytical Method:**	EPA 8330B	**Calibration:**	21B0020
Instrument:	HPLC5	**Units:**	ug/kg wet	**File ID:**	5L027827.D
Analyst:	JWR	**Dilution:**	1		

Analyte	CAS Number	Result	DL	LOD	LOQ	Flag	Qual
1,3-Dinitrobenzene	99-65-0	192	95.8	192	383	U	
2,4,6-Trinitrotoluene	118-96-7	192	95.8	192	383	U	
2,4-Dinitrotoluene	121-14-2	192	95.8	192	383	U	
2,6-Dinitrotoluene	606-20-2	192	95.8	192	383	U	
2-Amino-4,6-dinitrotoluene (2-am-dnt)	35572-78-2	192	95.8	192	383	U	
2-Nitrotoluene	88-72-2	192	95.8	192	383	U	
3-Nitrotoluene	99-08-1	192	95.8	192	383	U	
4-Amino-2,6-dinitrotoluene	19406-51-0	192	95.8	192	383	U	
4-Nitrotoluene	99-99-0	192	95.8	192	383	U	

Surrogate	Recovery	Limits	Units	Q	Qualifier	
1,2-Dinitrobenzene	88.6	78-119	% Rec			

Notes and Definitions

DL: Detection Limit
LOD: Limit of Detection
LOQ: Limit of Quantitation
U: The analyte was analyzed for but was not detected above the reported quantitation limit. The quantitation limit has been adjusted for any dilution or concentration of the sample.

MICROBAC

Laboratory Report Number: M1C0514

Client Project ID: Longhorn

Microbac Laboratories Inc., - Marietta, OH

Explosives by HPLC

CERTIFICATE OF ANALYSIS
FORM I

Client ID:	29SB121 (15-16)			**Collection Date:**	03/02/2021 11:10
Laboratory ID:	M1C0514-16			**Prep Date:**	03/11/2021 17:55
Matrix:	Solid			**Analyzed:**	03/13/2021 02:16
Batch / Sequence:	B1C0704 / S1C0250	**Analytical Method:**	EPA 8330B	**Calibration:**	21B0020
Instrument:	HPLC5	**Units:**	ug/kg wet	**File ID:**	5L027828.D
Analyst:	JWR	**Dilution:**	1		

Analyte	CAS Number	Result	DL	LOD	LOQ	Flag	Qual
1,3-Dinitrobenzene	99-65-0	203	102	203	407	U	
2,4,6-Trinitrotoluene	118-96-7	203	102	203	407	U	
2,4-Dinitrotoluene	121-14-2	203	102	203	407	U	
2,6-Dinitrotoluene	606-20-2	203	102	203	407	U	
2-Amino-4,6-dinitrotoluene (2-am-dnt)	35572-78-2	203	102	203	407	U	
2-Nitrotoluene	88-72-2	283	102	203	407	J	
3-Nitrotoluene	99-08-1	203	102	203	407	U	
4-Amino-2,6-dinitrotoluene	19406-51-0	203	102	203	407	U	
4-Nitrotoluene	99-99-0	937	102	203	407		

Surrogate	Recovery	Limits	Units	Q	Qualifier	
1,2-Dinitrobenzene	121	78-119	% Rec	*	M, S1	

Notes and Definitions

DL: Detection Limit
LOD: Limit of Detection
LOQ: Limit of Quantitation
J: The result is an estimated quantity. The associated numerical value is the approximate concentration of the analyte in the sample.
M: Matrix interference is present.
S1: Surrogate recovery is above acceptance limits.
U: The analyte was analyzed for but was not detected above the reported quantitation limit. The quantitation limit has been adjusted for any dilution or concentration of the sample.

MICROBAC

Laboratory Report Number: M1C0514

Client Project ID: Longhorn

Microbac Laboratories Inc., - Marietta, OH

Explosives by HPLC

CERTIFICATE OF ANALYSIS
FORM I

Client ID:	29SB121 (15-16)			**Collection Date:**	03/02/2021 11:10
Laboratory ID:	M1C0514-16RE1			**Prep Date:**	03/11/2021 17:55
Matrix:	Solid			**Analyzed:**	03/16/2021 02:28
Batch / Sequence:	B1C0704 / S1C0296	**Analytical Method:**	EPA 8330B	**Calibration:**	20E0017
Instrument:	HPLC6	**Units:**	ug/kg wet	**File ID:**	6L0008451.D
Analyst:	JWR	**Dilution:**	1		

Analyte	CAS Number	Result	DL	LOD	LOQ	Flag	Qual
2-Nitrotoluene	88-72-2	298	102	203	407	J	
4-Nitrotoluene	99-99-0	927	102	203	407		

Surrogate	Recovery	Limits	Units	Q	Qualifier	
1,2-Dinitrobenzene	92.2	78-119	% Rec			

Notes and Definitions

DL: Detection Limit
LOD: Limit of Detection
LOQ: Limit of Quantitation
J: The result is an estimated quantity. The associated numerical value is the approximate concentration of the analyte in the sample.

MICROBAC

Laboratory Report Number: M1C0514

Client Project ID: Longhorn

Microbac Laboratories Inc., - Marietta, OH

Explosives by HPLC

CERTIFICATE OF ANALYSIS
FORM I

Client ID:	29SB118 (3-4)			**Collection Date:**	03/02/2021 12:10
Laboratory ID:	M1C0514-17			**Prep Date:**	03/11/2021 17:55
Matrix:	Solid			**Analyzed:**	03/13/2021 02:39
Batch / Sequence:	B1C0704 / S1C0250	**Analytical Method:**	EPA 8330B	**Calibration:**	21B0020
Instrument:	HPLC5	**Units:**	ug/kg wet	**File ID:**	5L027829.D
Analyst:	JWR	**Dilution:**	1		

Analyte	CAS Number	Result	DL	LOD	LOQ	Flag	Qual
1,3-Dinitrobenzene	99-65-0	196	98.1	196	393	U	
2,4,6-Trinitrotoluene	118-96-7	196	98.1	196	393	U	
2,4-Dinitrotoluene	121-14-2	258	98.1	196	393	J	
2,6-Dinitrotoluene	606-20-2	196	98.1	196	393	U	
2-Amino-4,6-dinitrotoluene (2-am-dnt)	35572-78-2	196	98.1	196	393	U	
2-Nitrotoluene	88-72-2	196	98.1	196	393	U	
3-Nitrotoluene	99-08-1	196	98.1	196	393	U	
4-Amino-2,6-dinitrotoluene	19406-51-0	196	98.1	196	393	U	
4-Nitrotoluene	99-99-0	196	98.1	196	393	U	

Surrogate	Recovery	Limits	Units	Q	Qualifier	
1,2-Dinitrobenzene	89.0	78-119	% Rec			

Notes and Definitions

DL: Detection Limit
LOD: Limit of Detection
LOQ: Limit of Quantitation
J: The result is an estimated quantity. The associated numerical value is the approximate concentration of the analyte in the sample.
U: The analyte was analyzed for but was not detected above the reported quantitation limit. The quantitation limit has been adjusted for any dilution or concentration of the sample.

MICROBAC

Laboratory Report Number: M1C0514

Client Project ID: Longhorn

Microbac Laboratories Inc., - Marietta, OH

Explosives by HPLC

CERTIFICATE OF ANALYSIS
FORM I

Client ID:	29SB118 (3-4)			**Collection Date:**	03/02/2021 12:10
Laboratory ID:	M1C0514-17RE1			**Prep Date:**	03/11/2021 17:55
Matrix:	Solid			**Analyzed:**	03/16/2021 03:21
Batch / Sequence:	B1C0704 / S1C0296	**Analytical Method:**	EPA 8330B	**Calibration:**	20E0017
Instrument:	HPLC6	**Units:**	ug/kg wet	**File ID:**	6L0008452.D
Analyst:	JWR	**Dilution:**	1		

Analyte	CAS Number	Result	DL	LOD	LOQ	Flag	Qual
2,4-Dinitrotoluene	121-14-2	266	98.1	196	393	J	

Surrogate	Recovery	Limits	Units	Q	Qualifier	
1,2-Dinitrobenzene	90.5	78-119	% Rec			

Notes and Definitions

DL: Detection Limit
LOD: Limit of Detection
LOQ: Limit of Quantitation
J: The result is an estimated quantity. The associated numerical value is the approximate concentration of the analyte in the sample.

MICROBAC

Laboratory Report Number: M1C0514

Client Project ID: Longhorn

Microbac Laboratories Inc., - Marietta, OH

Explosives by HPLC

CERTIFICATE OF ANALYSIS
FORM I

Client ID:	DUP-01			**Collection Date:**	03/02/2021 08:00
Laboratory ID:	M1C0514-18			**Prep Date:**	03/11/2021 17:55
Matrix:	Solid			**Analyzed:**	03/13/2021 03:02
Batch / Sequence:	B1C0704 / S1C0250	**Analytical Method:**	EPA 8330B	**Calibration:**	21B0020
Instrument:	HPLC5	**Units:**	ug/kg wet	**File ID:**	5L027830.D
Analyst:	JWR	**Dilution:**	1		

Analyte	CAS Number	Result	DL	LOD	LOQ	Flag	Qual
1,3-Dinitrobenzene	99-65-0	195	97.4	195	389	U	
2,4,6-Trinitrotoluene	118-96-7	195	97.4	195	389	U	
2,4-Dinitrotoluene	121-14-2	273	97.4	195	389	J	
2,6-Dinitrotoluene	606-20-2	195	97.4	195	389	U	
2-Amino-4,6-dinitrotoluene (2-am-dnt)	35572-78-2	195	97.4	195	389	U	
2-Nitrotoluene	88-72-2	195	97.4	195	389	U	
3-Nitrotoluene	99-08-1	195	97.4	195	389	U	
4-Amino-2,6-dinitrotoluene	19406-51-0	195	97.4	195	389	U	
4-Nitrotoluene	99-99-0	195	97.4	195	389	U	

Surrogate	Recovery	Limits	Units	Q	Qualifier	
1,2-Dinitrobenzene	90.1	78-119	% Rec			

Notes and Definitions

DL: Detection Limit
LOD: Limit of Detection
LOQ: Limit of Quantitation
J: The result is an estimated quantity. The associated numerical value is the approximate concentration of the analyte in the sample.
U: The analyte was analyzed for but was not detected above the reported quantitation limit. The quantitation limit has been adjusted for any dilution or concentration of the sample.

MICROBAC

Laboratory Report Number: M1C0514

Client Project ID: Longhorn

Microbac Laboratories Inc., - Marietta, OH

Explosives by HPLC

CERTIFICATE OF ANALYSIS
FORM I

Client ID:	DUP-01			**Collection Date:**	03/02/2021 08:00
Laboratory ID:	M1C0514-18RE1			**Prep Date:**	03/11/2021 17:55
Matrix:	Solid			**Analyzed:**	03/16/2021 04:14
Batch / Sequence:	B1C0704 / S1C0296	**Analytical Method:**	EPA 8330B	**Calibration:**	20E0017
Instrument:	HPLC6	**Units:**	ug/kg wet	**File ID:**	6L0008453.D
Analyst:	JWR	**Dilution:**	1		

Analyte	CAS Number	Result	DL	LOD	LOQ	Flag	Qual
2,4-Dinitrotoluene	121-14-2	276	97.4	195	389	J	

Surrogate	Recovery	Limits	Units	Q	Qualifier	
1,2-Dinitrobenzene	91.5	78-119	% Rec			

Notes and Definitions

DL: Detection Limit
LOD: Limit of Detection
LOQ: Limit of Quantitation
J: The result is an estimated quantity. The associated numerical value is the approximate concentration of the analyte in the sample.

MICROBAC

Laboratory Report Number: M1C0514

Client Project ID: Longhorn

Microbac Laboratories Inc., - Marietta, OH

Explosives by HPLC

CERTIFICATE OF ANALYSIS
FORM I

Client ID:	29SB118 (7-8)			**Collection Date:**	03/02/2021 12:13
Laboratory ID:	M1C0514-19			**Prep Date:**	03/11/2021 17:55
Matrix:	Solid			**Analyzed:**	03/13/2021 03:25
Batch / Sequence:	B1C0704 / S1C0250	**Analytical Method:**	EPA 8330B	**Calibration:**	21B0020
Instrument:	HPLC5	**Units:**	ug/kg wet	**File ID:**	5L027831.D
Analyst:	JWR	**Dilution:**	1		

Analyte	CAS Number	Result	DL	LOD	LOQ	Flag	Qual
1,3-Dinitrobenzene	99-65-0	202	101	202	405	U	
2,4,6-Trinitrotoluene	118-96-7	202	101	202	405	U	
2,4-Dinitrotoluene	121-14-2	202	101	202	405	U	
2,6-Dinitrotoluene	606-20-2	202	101	202	405	U	
2-Amino-4,6-dinitrotoluene (2-am-dnt)	35572-78-2	202	101	202	405	U	
2-Nitrotoluene	88-72-2	202	101	202	405	U	
3-Nitrotoluene	99-08-1	202	101	202	405	U	
4-Amino-2,6-dinitrotoluene	19406-51-0	202	101	202	405	U	
4-Nitrotoluene	99-99-0	202	101	202	405	U	

Surrogate	Recovery	Limits	Units	Q	Qualifier	
1,2-Dinitrobenzene	86.3	78-119	% Rec			

Notes and Definitions

DL: Detection Limit
LOD: Limit of Detection
LOQ: Limit of Quantitation
U: The analyte was analyzed for but was not detected above the reported quantitation limit. The quantitation limit has been adjusted for any dilution or concentration of the sample.

MICROBAC

Laboratory Report Number: M1C0514

Client Project ID: Longhorn

Microbac Laboratories Inc., - Marietta, OH

Explosives by HPLC

CERTIFICATE OF ANALYSIS
FORM I

Client ID:	29SB118 (11-12)			**Collection Date:**	03/02/2021 12:18
Laboratory ID:	M1C0514-20			**Prep Date:**	03/11/2021 17:55
Matrix:	Solid			**Analyzed:**	03/13/2021 04:35
Batch / Sequence:	B1C0704 / S1C0250	**Analytical Method:**	EPA 8330B	**Calibration:**	21B0020
Instrument:	HPLC5	**Units:**	ug/kg wet	**File ID:**	5L027834.D
Analyst:	JWR	**Dilution:**	1		

Analyte	CAS Number	Result	DL	LOD	LOQ	Flag	Qual
1,3-Dinitrobenzene	99-65-0	203	101	203	406	U	
2,4,6-Trinitrotoluene	118-96-7	203	101	203	406	U	
2,4-Dinitrotoluene	121-14-2	203	101	203	406	U	
2,6-Dinitrotoluene	606-20-2	203	101	203	406	U	
2-Amino-4,6-dinitrotoluene (2-am-dnt)	35572-78-2	203	101	203	406	U	
2-Nitrotoluene	88-72-2	203	101	203	406	U	
3-Nitrotoluene	99-08-1	203	101	203	406	U	
4-Amino-2,6-dinitrotoluene	19406-51-0	203	101	203	406	U	
4-Nitrotoluene	99-99-0	203	101	203	406	U	

Surrogate	Recovery	Limits	Units	Q	Qualifier	
1,2-Dinitrobenzene	88.0	78-119	% Rec			

Notes and Definitions

DL: Detection Limit
LOD: Limit of Detection
LOQ: Limit of Quantitation
U: The analyte was analyzed for but was not detected above the reported quantitation limit. The quantitation limit has been adjusted for any dilution or concentration of the sample.

MICROBAC

Laboratory Report Number: M1C0514

Client Project ID: Longhorn

Microbac Laboratories Inc., - Marietta, OH

Explosives by HPLC

CERTIFICATE OF ANALYSIS
FORM I

Client ID:	29SB118 (15-16)			**Collection Date:**	03/02/2021 12:22
Laboratory ID:	M1C0514-21			**Prep Date:**	03/11/2021 17:50
Matrix:	Solid			**Analyzed:**	03/13/2021 06:54
Batch / Sequence:	B1C0710 / S1C0250	**Analytical Method:**	EPA 8330B	**Calibration:**	21B0020
Instrument:	HPLC5	**Units:**	ug/kg wet	**File ID:**	5L027840.D
Analyst:	JWR	**Dilution:**	1		

Analyte	CAS Number	Result	DL	LOD	LOQ	Flag	Qual
1,3-Dinitrobenzene	99-65-0	200	99.8	200	399	U	
2,4,6-Trinitrotoluene	118-96-7	200	99.8	200	399	U	
2,4-Dinitrotoluene	121-14-2	132	99.8	200	399	J	
2,6-Dinitrotoluene	606-20-2	200	99.8	200	399	U	
2-Amino-4,6-dinitrotoluene (2-am-dnt)	35572-78-2	200	99.8	200	399	U	
2-Nitrotoluene	88-72-2	737	99.8	200	399		
3-Nitrotoluene	99-08-1	115	99.8	200	399	J	
4-Amino-2,6-dinitrotoluene	19406-51-0	200	99.8	200	399	U	
4-Nitrotoluene	99-99-0	1700	99.8	200	399		

Surrogate	Recovery	Limits	Units	Q	Qualifier	
1,2-Dinitrobenzene	182	78-119	% Rec	*	M, S1	

Notes and Definitions

DL: Detection Limit
LOD: Limit of Detection
LOQ: Limit of Quantitation
J: The result is an estimated quantity. The associated numerical value is the approximate concentration of the analyte in the sample.
M: Matrix interference is present.
S1: Surrogate recovery is above acceptance limits.
U: The analyte was analyzed for but was not detected above the reported quantitation limit. The quantitation limit has been adjusted for any dilution or concentration of the sample.

MICROBAC

Laboratory Report Number: M1C0514

Client Project ID: Longhorn

Microbac Laboratories Inc., - Marietta, OH

Explosives by HPLC

CERTIFICATE OF ANALYSIS
FORM I

Client ID:	29SB118 (15-16)			**Collection Date:**	03/02/2021 12:22
Laboratory ID:	M1C0514-21RE1			**Prep Date:**	03/11/2021 17:50
Matrix:	Solid			**Analyzed:**	03/16/2021 09:31
Batch / Sequence:	B1C0710 / S1C0296	**Analytical Method:**	EPA 8330B	**Calibration:**	20E0017
Instrument:	HPLC6	**Units:**	ug/kg wet	**File ID:**	6L0008459.D
Analyst:	JWR	**Dilution:**	1		

Analyte	CAS Number	Result	DL	LOD	LOQ	Flag	Qual
2,4-Dinitrotoluene	121-14-2	132	99.8	200	399	J	
2-Nitrotoluene	88-72-2	793	99.8	200	399		
3-Nitrotoluene	99-08-1	111	99.8	200	399	J	
4-Nitrotoluene	99-99-0	1720	99.8	200	399		

Surrogate	Recovery	Limits	Units	Q	Qualifier	
1,2-Dinitrobenzene	97.6	78-119	% Rec			

Notes and Definitions

DL: Detection Limit
LOD: Limit of Detection
LOQ: Limit of Quantitation
J: The result is an estimated quantity. The associated numerical value is the approximate concentration of the analyte in the sample.

MICROBAC

Laboratory Report Number: M1C0514

Client Project ID: Longhorn

Microbac Laboratories Inc., - Marietta, OH

Explosives by HPLC

CERTIFICATE OF ANALYSIS
FORM I

Client ID:	DUP-02			**Collection Date:**	03/02/2021 08:10
Laboratory ID:	M1C0514-22			**Prep Date:**	03/11/2021 17:50
Matrix:	Solid			**Analyzed:**	03/13/2021 08:04
Batch / Sequence:	B1C0710 / S1C0250	**Analytical Method:**	EPA 8330B	**Calibration:**	21B0020
Instrument:	HPLC5	**Units:**	ug/kg wet	**File ID:**	5L027843.D
Analyst:	JWR	**Dilution:**	1		

Analyte	CAS Number	Result	DL	LOD	LOQ	Flag	Qual
1,3-Dinitrobenzene	99-65-0	204	102	204	409	U	
2,4,6-Trinitrotoluene	118-96-7	204	102	204	409	U	
2,4-Dinitrotoluene	121-14-2	204	102	204	409	U	
2,6-Dinitrotoluene	606-20-2	204	102	204	409	U	
2-Amino-4,6-dinitrotoluene (2-am-dnt)	35572-78-2	204	102	204	409	U	
2-Nitrotoluene	88-72-2	725	102	204	409		
3-Nitrotoluene	99-08-1	115	102	204	409	J	
4-Amino-2,6-dinitrotoluene	19406-51-0	204	102	204	409	U	
4-Nitrotoluene	99-99-0	1710	102	204	409		

Surrogate	Recovery	Limits	Units	Q	Qualifier	
1,2-Dinitrobenzene	171	78-119	% Rec	*	M, S1	

Notes and Definitions

DL: Detection Limit
LOD: Limit of Detection
LOQ: Limit of Quantitation
J: The result is an estimated quantity. The associated numerical value is the approximate concentration of the analyte in the sample.
M: Matrix interference is present.
S1: Surrogate recovery is above acceptance limits.
U: The analyte was analyzed for but was not detected above the reported quantitation limit. The quantitation limit has been adjusted for any dilution or concentration of the sample.

MICROBAC

Laboratory Report Number: M1C0514

Client Project ID: Longhorn

Microbac Laboratories Inc., - Marietta, OH

Explosives by HPLC

CERTIFICATE OF ANALYSIS
FORM I

Client ID:	DUP-02			**Collection Date:**	03/02/2021 08:10
Laboratory ID:	M1C0514-22RE1			**Prep Date:**	03/11/2021 17:50
Matrix:	Solid			**Analyzed:**	03/16/2021 12:09
Batch / Sequence:	B1C0710 / S1C0296	**Analytical Method:**	EPA 8330B	**Calibration:**	20E0017
Instrument:	HPLC6	**Units:**	ug/kg wet	**File ID:**	6L0008462.D
Analyst:	JWR	**Dilution:**	1		

Analyte	CAS Number	Result	DL	LOD	LOQ	Flag	Qual
2-Nitrotoluene	88-72-2	752	102	204	409		
3-Nitrotoluene	99-08-1	105	102	204	409	J	
4-Nitrotoluene	99-99-0	1650	102	204	409		

Surrogate	Recovery	Limits	Units	Q	Qualifier	
1,2-Dinitrobenzene	96.1	78-119	% Rec			

Notes and Definitions

DL: Detection Limit
LOD: Limit of Detection
LOQ: Limit of Quantitation
J: The result is an estimated quantity. The associated numerical value is the approximate concentration of the analyte in the sample.

MICROBAC

Laboratory Report Number: M1C0514

Client Project ID: Longhorn

Microbac Laboratories Inc., - Marietta, OH

Explosives by HPLC

CERTIFICATE OF ANALYSIS
FORM I

Client ID:	29SB119 (3-4)			**Collection Date:**	03/02/2021 12:30
Laboratory ID:	M1C0514-23			**Prep Date:**	03/11/2021 17:50
Matrix:	Solid			**Analyzed:**	03/13/2021 08:27
Batch / Sequence:	B1C0710 / S1C0250	**Analytical Method:**	EPA 8330B	**Calibration:**	21B0020
Instrument:	HPLC5	**Units:**	ug/kg wet	**File ID:**	5L027844.D
Analyst:	JWR	**Dilution:**	1		

Analyte	CAS Number	Result	DL	LOD	LOQ	Flag	Qual
1,3-Dinitrobenzene	99-65-0	198	99.2	198	397	U	
2,4,6-Trinitrotoluene	118-96-7	1040	99.2	198	397		
2,4-Dinitrotoluene	121-14-2	647	99.2	198	397		
2,6-Dinitrotoluene	606-20-2	99.6	99.2	198	397	J	P1
2-Amino-4,6-dinitrotoluene (2-am-dnt)	35572-78-2	156	99.2	198	397	J	P1
2-Nitrotoluene	88-72-2	198	99.2	198	397	U	
3-Nitrotoluene	99-08-1	198	99.2	198	397	U	
4-Amino-2,6-dinitrotoluene	19406-51-0	418	99.2	198	397		
4-Nitrotoluene	99-99-0	198	99.2	198	397	U	

Surrogate	Recovery	Limits	Units	Q	Qualifier	
1,2-Dinitrobenzene	86.8	78-119	% Rec			

Notes and Definitions

DL: Detection Limit
LOD: Limit of Detection
LOQ: Limit of Quantitation
J: The result is an estimated quantity. The associated numerical value is the approximate concentration of the analyte in the sample.
P1: Concentrations >40% difference between the two GC columns.
U: The analyte was analyzed for but was not detected above the reported quantitation limit. The quantitation limit has been adjusted for any dilution or concentration of the sample.

MICROBAC

Laboratory Report Number: M1C0514

Client Project ID: Longhorn

Microbac Laboratories Inc., - Marietta, OH

Explosives by HPLC

CERTIFICATE OF ANALYSIS
FORM I

Client ID:	29SB119 (3-4)			**Collection Date:**	03/02/2021 12:30
Laboratory ID:	M1C0514-23RE1			**Prep Date:**	03/11/2021 17:50
Matrix:	Solid			**Analyzed:**	03/16/2021 13:02
Batch / Sequence:	B1C0710 / S1C0296	**Analytical Method:**	EPA 8330B	**Calibration:**	20E0017
Instrument:	HPLC6	**Units:**	ug/kg wet	**File ID:**	6L0008463.D
Analyst:	JWR	**Dilution:**	1		

Analyte	CAS Number	Result	DL	LOD	LOQ	Flag	Qual
2,4,6-Trinitrotoluene	118-96-7	987	99.2	198	397		
2,4-Dinitrotoluene	121-14-2	691	99.2	198	397		
2,6-Dinitrotoluene	606-20-2	203	99.2	198	397	J	P1
2-Amino-4,6-dinitrotoluene (2-am-dnt)	35572-78-2	241	99.2	198	397	J	P1
4-Amino-2,6-dinitrotoluene	19406-51-0	475	99.2	198	397		

Surrogate	Recovery	Limits	Units	Q	Qualifier	
1,2-Dinitrobenzene	92.2	78-119	% Rec			

Notes and Definitions

DL: Detection Limit
LOD: Limit of Detection
LOQ: Limit of Quantitation
J: The result is an estimated quantity. The associated numerical value is the approximate concentration of the analyte in the sample.
P1: Concentrations >40% difference between the two GC columns.

MICROBAC

Laboratory Report Number: M1C0514

Client Project ID: Longhorn

Microbac Laboratories Inc., - Marietta, OH

Explosives by HPLC

CERTIFICATE OF ANALYSIS
FORM I

Client ID:	29SB119 (7-8)			**Collection Date:**	03/02/2021 12:33
Laboratory ID:	M1C0514-24			**Prep Date:**	03/11/2021 17:50
Matrix:	Solid			**Analyzed:**	03/13/2021 08:50
Batch / Sequence:	B1C0710 / S1C0250	**Analytical Method:**	EPA 8330B	**Calibration:**	21B0020
Instrument:	HPLC5	**Units:**	ug/kg wet	**File ID:**	5L027845.D
Analyst:	JWR	**Dilution:**	1		

Analyte	CAS Number	Result	DL	LOD	LOQ	Flag	Qual
1,3-Dinitrobenzene	99-65-0	201	100	201	402	U	
2,4,6-Trinitrotoluene	118-96-7	201	100	201	402	U	
2,4-Dinitrotoluene	121-14-2	201	100	201	402	U	
2,6-Dinitrotoluene	606-20-2	201	100	201	402	U	
2-Amino-4,6-dinitrotoluene (2-am-dnt)	35572-78-2	201	100	201	402	U	
2-Nitrotoluene	88-72-2	201	100	201	402	U	
3-Nitrotoluene	99-08-1	201	100	201	402	U	
4-Amino-2,6-dinitrotoluene	19406-51-0	201	100	201	402	U	
4-Nitrotoluene	99-99-0	201	100	201	402	U	

Surrogate	Recovery	Limits	Units	Q	Qualifier	
1,2-Dinitrobenzene	86.4	78-119	% Rec			

Notes and Definitions

DL: Detection Limit
LOD: Limit of Detection
LOQ: Limit of Quantitation
U: The analyte was analyzed for but was not detected above the reported quantitation limit. The quantitation limit has been adjusted for any dilution or concentration of the sample.

MICROBAC

Laboratory Report Number: M1C0514

Client Project ID: Longhorn

Microbac Laboratories Inc., - Marietta, OH

Explosives by HPLC

CERTIFICATE OF ANALYSIS
FORM I

Client ID:	29SB119 (11-12)			**Collection Date:**	03/02/2021 12:36
Laboratory ID:	M1C0514-25			**Prep Date:**	03/11/2021 17:50
Matrix:	Solid			**Analyzed:**	03/13/2021 09:36
Batch / Sequence:	B1C0710 / S1C0250	**Analytical Method:**	EPA 8330B	**Calibration:**	21B0020
Instrument:	HPLC5	**Units:**	ug/kg wet	**File ID:**	5L027847.D
Analyst:	JWR	**Dilution:**	1		

Analyte	CAS Number	Result	DL	LOD	LOQ	Flag	Qual
1,3-Dinitrobenzene	99-65-0	205	102	205	409	U	
2,4,6-Trinitrotoluene	118-96-7	205	102	205	409	U	
2,4-Dinitrotoluene	121-14-2	548	102	205	409		
2,6-Dinitrotoluene	606-20-2	205	102	205	409	U	
2-Amino-4,6-dinitrotoluene (2-am-dnt)	35572-78-2	205	102	205	409	U	
2-Nitrotoluene	88-72-2	458	102	205	409		
3-Nitrotoluene	99-08-1	205	102	205	409	U	
4-Amino-2,6-dinitrotoluene	19406-51-0	205	102	205	409	U	
4-Nitrotoluene	99-99-0	330	102	205	409	J	

Surrogate	Recovery	Limits	Units	Q	Qualifier	
1,2-Dinitrobenzene	118	78-119	% Rec			

Notes and Definitions

DL: Detection Limit
LOD: Limit of Detection
LOQ: Limit of Quantitation
J: The result is an estimated quantity. The associated numerical value is the approximate concentration of the analyte in the sample.
U: The analyte was analyzed for but was not detected above the reported quantitation limit. The quantitation limit has been adjusted for any dilution or concentration of the sample.

MICROBAC

Laboratory Report Number: M1C0514

Client Project ID: Longhorn

Microbac Laboratories Inc., - Marietta, OH

Explosives by HPLC

CERTIFICATE OF ANALYSIS
FORM I

Client ID:	29SB119 (11-12)			**Collection Date:**	03/02/2021 12:36
Laboratory ID:	M1C0514-25RE1			**Prep Date:**	03/11/2021 17:50
Matrix:	Solid			**Analyzed:**	03/16/2021 13:55
Batch / Sequence:	B1C0710 / S1C0296	**Analytical Method:**	EPA 8330B	**Calibration:**	20E0017
Instrument:	HPLC6	**Units:**	ug/kg wet	**File ID:**	6L0008464.D
Analyst:	JWR	**Dilution:**	1		

Analyte	CAS Number	Result	DL	LOD	LOQ	Flag	Qual
2,4-Dinitrotoluene	121-14-2	572	102	205	409		
2-Nitrotoluene	88-72-2	480	102	205	409		
4-Nitrotoluene	99-99-0	325	102	205	409	J	

Surrogate	Recovery	Limits	Units	Q	Qualifier	
1,2-Dinitrobenzene	93.4	78-119	% Rec			

Notes and Definitions

DL: Detection Limit
LOD: Limit of Detection
LOQ: Limit of Quantitation
J: The result is an estimated quantity. The associated numerical value is the approximate concentration of the analyte in the sample.

MICROBAC

Laboratory Report Number: M1C0514

Client Project ID: Longhorn

Microbac Laboratories Inc., - Marietta, OH

Explosives by HPLC

CERTIFICATE OF ANALYSIS
FORM I

Client ID:	29SB119 (15-16)			**Collection Date:**	03/02/2021 12:40
Laboratory ID:	M1C0514-26			**Prep Date:**	03/11/2021 17:50
Matrix:	Solid			**Analyzed:**	03/13/2021 10:00
Batch / Sequence:	B1C0710 / S1C0250	**Analytical Method:**	EPA 8330B	**Calibration:**	21B0020
Instrument:	HPLC5	**Units:**	ug/kg wet	**File ID:**	5L027848.D
Analyst:	JWR	**Dilution:**	1		

Analyte	CAS Number	Result	DL	LOD	LOQ	Flag	Qual
1,3-Dinitrobenzene	99-65-0	196	97.8	196	391	U	
2,4,6-Trinitrotoluene	118-96-7	196	97.8	196	391	U	
2,4-Dinitrotoluene	121-14-2	763	97.8	196	391		
2,6-Dinitrotoluene	606-20-2	683	97.8	196	391		
2-Amino-4,6-dinitrotoluene (2-am-dnt)	35572-78-2	196	97.8	196	391	U	
2-Nitrotoluene	88-72-2	2340	97.8	196	391		
3-Nitrotoluene	99-08-1	327	97.8	196	391	J	
4-Amino-2,6-dinitrotoluene	19406-51-0	196	97.8	196	391	U	
4-Nitrotoluene	99-99-0	3400	97.8	196	391		

Surrogate	Recovery	Limits	Units	Q	Qualifier	
1,2-Dinitrobenzene	159	78-119	% Rec	*	M, S1	

Notes and Definitions

DL: Detection Limit
LOD: Limit of Detection
LOQ: Limit of Quantitation
J: The result is an estimated quantity. The associated numerical value is the approximate concentration of the analyte in the sample.
M: Matrix interference is present.
S1: Surrogate recovery is above acceptance limits.
U: The analyte was analyzed for but was not detected above the reported quantitation limit. The quantitation limit has been adjusted for any dilution or concentration of the sample.

MICROBAC

Laboratory Report Number: M1C0514

Client Project ID: Longhorn

Microbac Laboratories Inc., - Marietta, OH

Explosives by HPLC

CERTIFICATE OF ANALYSIS
FORM I

Client ID:	29SB119 (15-16)			**Collection Date:**	03/02/2021 12:40
Laboratory ID:	M1C0514-26RE1			**Prep Date:**	03/11/2021 17:50
Matrix:	Solid			**Analyzed:**	03/16/2021 15:41
Batch / Sequence:	B1C0710 / S1C0296	**Analytical Method:**	EPA 8330B	**Calibration:**	20E0017
Instrument:	HPLC6	**Units:**	ug/kg wet	**File ID:**	6L0008466.D
Analyst:	JWR	**Dilution:**	1		

Analyte	CAS Number	Result	DL	LOD	LOQ	Flag	Qual
2,4-Dinitrotoluene	121-14-2	763	97.8	196	391		
2,6-Dinitrotoluene	606-20-2	807	97.8	196	391		
2-Nitrotoluene	88-72-2	2370	97.8	196	391		
3-Nitrotoluene	99-08-1	284	97.8	196	391	J	
4-Nitrotoluene	99-99-0	3310	97.8	196	391		

Surrogate	Recovery	Limits	Units	Q	Qualifier	
1,2-Dinitrobenzene	93.6	78-119	% Rec			

Notes and Definitions

DL: Detection Limit
LOD: Limit of Detection
LOQ: Limit of Quantitation
J: The result is an estimated quantity. The associated numerical value is the approximate concentration of the analyte in the sample.

MICROBAC

Laboratory Report Number: M1C0514

Client Project ID: Longhorn

Microbac Laboratories Inc., - Marietta, OH

Explosives by HPLC

CERTIFICATE OF ANALYSIS
FORM I

Client ID:	29SB120 (3-4)			**Collection Date:**	03/02/2021 12:48
Laboratory ID:	M1C0514-27			**Prep Date:**	03/11/2021 17:50
Matrix:	Solid			**Analyzed:**	03/13/2021 10:23
Batch / Sequence:	B1C0710 / S1C0250	**Analytical Method:**	EPA 8330B	**Calibration:**	21B0020
Instrument:	HPLC5	**Units:**	ug/kg wet	**File ID:**	5L027849.D
Analyst:	JWR	**Dilution:**	1		

Analyte	CAS Number	Result	DL	LOD	LOQ	Flag	Qual
1,3-Dinitrobenzene	99-65-0	197	98.3	197	393	U	
2,4,6-Trinitrotoluene	118-96-7	197	98.3	197	393	U	
2,4-Dinitrotoluene	121-14-2	581	98.3	197	393		
2,6-Dinitrotoluene	606-20-2	197	98.3	197	393	U	
2-Amino-4,6-dinitrotoluene (2-am-dnt)	35572-78-2	197	98.3	197	393	U	
2-Nitrotoluene	88-72-2	197	98.3	197	393	U	
3-Nitrotoluene	99-08-1	197	98.3	197	393	U	
4-Amino-2,6-dinitrotoluene	19406-51-0	197	98.3	197	393	U	
4-Nitrotoluene	99-99-0	197	98.3	197	393	U	

Surrogate	Recovery	Limits	Units	Q	Qualifier	
1,2-Dinitrobenzene	90.1	78-119	% Rec			

Notes and Definitions

DL: Detection Limit
LOD: Limit of Detection
LOQ: Limit of Quantitation
U: The analyte was analyzed for but was not detected above the reported quantitation limit. The quantitation limit has been adjusted for any dilution or concentration of the sample.

MICROBAC

Laboratory Report Number: M1C0514

Client Project ID: Longhorn

Microbac Laboratories Inc., - Marietta, OH

Explosives by HPLC

CERTIFICATE OF ANALYSIS
FORM I

Client ID:	29SB120 (3-4)			**Collection Date:**	03/02/2021 12:48
Laboratory ID:	M1C0514-27RE1			**Prep Date:**	03/11/2021 17:50
Matrix:	Solid			**Analyzed:**	03/16/2021 16:33
Batch / Sequence:	B1C0710 / S1C0296	**Analytical Method:**	EPA 8330B	**Calibration:**	20E0017
Instrument:	HPLC6	**Units:**	ug/kg wet	**File ID:**	6L0008467.D
Analyst:	JWR	**Dilution:**	1		

Analyte	CAS Number	Result	DL	LOD	LOQ	Flag	Qual
2,4-Dinitrotoluene	121-14-2	642	98.3	197	393		

Surrogate	Recovery	Limits	Units	Q	Qualifier	
1,2-Dinitrobenzene	99.3	78-119	% Rec			

Notes and Definitions

DL: Detection Limit
LOD: Limit of Detection
LOQ: Limit of Quantitation

MICROBAC

Laboratory Report Number: M1C0514

Client Project ID: Longhorn

Microbac Laboratories Inc., - Marietta, OH

Explosives by HPLC

CERTIFICATE OF ANALYSIS
FORM I

Client ID:	29SB120 (7-8)			**Collection Date:**	03/02/2021 12:50
Laboratory ID:	M1C0514-28			**Prep Date:**	03/11/2021 17:50
Matrix:	Solid			**Analyzed:**	03/13/2021 10:46
Batch / Sequence:	B1C0710 / S1C0250	**Analytical Method:**	EPA 8330B	**Calibration:**	21B0020
Instrument:	HPLC5	**Units:**	ug/kg wet	**File ID:**	5L027850.D
Analyst:	JWR	**Dilution:**	1		

Analyte	CAS Number	Result	DL	LOD	LOQ	Flag	Qual
1,3-Dinitrobenzene	99-65-0	201	100	201	401	U	
2,4,6-Trinitrotoluene	118-96-7	296	100	201	401	J	
2,4-Dinitrotoluene	121-14-2	746	100	201	401		
2,6-Dinitrotoluene	606-20-2	201	100	201	401	U	
2-Amino-4,6-dinitrotoluene (2-am-dnt)	35572-78-2	201	100	201	401	U	
2-Nitrotoluene	88-72-2	201	100	201	401	U	
3-Nitrotoluene	99-08-1	201	100	201	401	U	
4-Amino-2,6-dinitrotoluene	19406-51-0	201	100	201	401	U	
4-Nitrotoluene	99-99-0	201	100	201	401	U	

Surrogate	Recovery	Limits	Units	Q	Qualifier	
1,2-Dinitrobenzene	87.4	78-119	% Rec			

Notes and Definitions

DL: Detection Limit
LOD: Limit of Detection
LOQ: Limit of Quantitation
J: The result is an estimated quantity. The associated numerical value is the approximate concentration of the analyte in the sample.
U: The analyte was analyzed for but was not detected above the reported quantitation limit. The quantitation limit has been adjusted for any dilution or concentration of the sample.

MICROBAC

Laboratory Report Number: M1C0514

Client Project ID: Longhorn

Microbac Laboratories Inc., - Marietta, OH

Explosives by HPLC

CERTIFICATE OF ANALYSIS
FORM I

Client ID:	29SB120 (7-8)			**Collection Date:**	03/02/2021 12:50
Laboratory ID:	M1C0514-28RE1			**Prep Date:**	03/11/2021 17:50
Matrix:	Solid			**Analyzed:**	03/16/2021 17:26
Batch / Sequence:	B1C0710 / S1C0296	**Analytical Method:**	EPA 8330B	**Calibration:**	20E0017
Instrument:	HPLC6	**Units:**	ug/kg wet	**File ID:**	6L0008468.D
Analyst:	JWR	**Dilution:**	1		

Analyte	CAS Number	Result	DL	LOD	LOQ	Flag	Qual
2,4,6-Trinitrotoluene	118-96-7	270	100	201	401	J	
2,4-Dinitrotoluene	121-14-2	745	100	201	401		

Surrogate	Recovery	Limits	Units	Q	Qualifier	
1,2-Dinitrobenzene	88.6	78-119	% Rec			

Notes and Definitions

DL: Detection Limit
LOD: Limit of Detection
LOQ: Limit of Quantitation
J: The result is an estimated quantity. The associated numerical value is the approximate concentration of the analyte in the sample.

MICROBAC

Laboratory Report Number: M1C0514

Client Project ID: Longhorn

Microbac Laboratories Inc., - Marietta, OH

Explosives by HPLC

CERTIFICATE OF ANALYSIS
FORM I

Client ID:	29SB120 (11-12)			**Collection Date:**	03/02/2021 12:52
Laboratory ID:	M1C0514-29			**Prep Date:**	03/11/2021 17:50
Matrix:	Solid			**Analyzed:**	03/13/2021 11:09
Batch / Sequence:	B1C0710 / S1C0250	**Analytical Method:**	EPA 8330B	**Calibration:**	21B0020
Instrument:	HPLC5	**Units:**	ug/kg wet	**File ID:**	5L027851.D
Analyst:	JWR	**Dilution:**	1		

Analyte	CAS Number	Result	DL	LOD	LOQ	Flag	Qual
1,3-Dinitrobenzene	99-65-0	194	97.1	194	388	U	
2,4,6-Trinitrotoluene	118-96-7	194	97.1	194	388	U	
2,4-Dinitrotoluene	121-14-2	2120	97.1	194	388		
2,6-Dinitrotoluene	606-20-2	450	97.1	194	388		
2-Amino-4,6-dinitrotoluene (2-am-dnt)	35572-78-2	194	97.1	194	388	U	
2-Nitrotoluene	88-72-2	310	97.1	194	388	J	
3-Nitrotoluene	99-08-1	194	97.1	194	388	U	
4-Amino-2,6-dinitrotoluene	19406-51-0	194	97.1	194	388	U	
4-Nitrotoluene	99-99-0	256	97.1	194	388	J	

Surrogate	Recovery	Limits	Units	Q	Qualifier	
1,2-Dinitrobenzene	93.4	78-119	% Rec			

Notes and Definitions

DL: Detection Limit
LOD: Limit of Detection
LOQ: Limit of Quantitation
J: The result is an estimated quantity. The associated numerical value is the approximate concentration of the analyte in the sample.
U: The analyte was analyzed for but was not detected above the reported quantitation limit. The quantitation limit has been adjusted for any dilution or concentration of the sample.

MICROBAC

Laboratory Report Number: M1C0514

Client Project ID: Longhorn

Microbac Laboratories Inc., - Marietta, OH

Explosives by HPLC

CERTIFICATE OF ANALYSIS
FORM I

Client ID:	29SB120 (11-12)			**Collection Date:**	03/02/2021 12:52
Laboratory ID:	M1C0514-29RE1			**Prep Date:**	03/11/2021 17:50
Matrix:	Solid			**Analyzed:**	03/16/2021 18:19
Batch / Sequence:	B1C0710 / S1C0296	**Analytical Method:**	EPA 8330B	**Calibration:**	20E0017
Instrument:	HPLC6	**Units:**	ug/kg wet	**File ID:**	6L0008469.D
Analyst:	JWR	**Dilution:**	1		

Analyte	CAS Number	Result	DL	LOD	LOQ	Flag	Qual
2,4-Dinitrotoluene	121-14-2	2100	97.1	194	388		
2,6-Dinitrotoluene	606-20-2	544	97.1	194	388		
2-Nitrotoluene	88-72-2	328	97.1	194	388	J	
4-Nitrotoluene	99-99-0	247	97.1	194	388	J	

Surrogate	Recovery	Limits	Units	Q	Qualifier	
1,2-Dinitrobenzene	89.9	78-119	% Rec			

Notes and Definitions

DL: Detection Limit
LOD: Limit of Detection
LOQ: Limit of Quantitation
J: The result is an estimated quantity. The associated numerical value is the approximate concentration of the analyte in the sample.

MICROBAC

Laboratory Report Number: M1C0514

Client Project ID: Longhorn

Microbac Laboratories Inc., - Marietta, OH

Explosives by HPLC

CERTIFICATE OF ANALYSIS
FORM I

Client ID:	29SB120 (15-16)			**Collection Date:**	03/02/2021 12:55
Laboratory ID:	M1C0514-30			**Prep Date:**	03/11/2021 17:50
Matrix:	Solid			**Analyzed:**	03/13/2021 11:32
Batch / Sequence:	B1C0710 / S1C0250	**Analytical Method:**	EPA 8330B	**Calibration:**	21B0020
Instrument:	HPLC5	**Units:**	ug/kg wet	**File ID:**	5L027852.D
Analyst:	JWR	**Dilution:**	1		

Analyte	CAS Number	Result	DL	LOD	LOQ	Flag	Qual
1,3-Dinitrobenzene	99-65-0	207	104	207	415	U	
2,4,6-Trinitrotoluene	118-96-7	207	104	207	415	U	
2,4-Dinitrotoluene	121-14-2	571	104	207	415		
2,6-Dinitrotoluene	606-20-2	135	104	207	415	J	
2-Amino-4,6-dinitrotoluene (2-am-dnt)	35572-78-2	207	104	207	415	U	
2-Nitrotoluene	88-72-2	155	104	207	415	J	
3-Nitrotoluene	99-08-1	207	104	207	415	U	
4-Amino-2,6-dinitrotoluene	19406-51-0	207	104	207	415	U	
4-Nitrotoluene	99-99-0	218	104	207	415	J	

Surrogate	Recovery	Limits	Units	Q	Qualifier	
1,2-Dinitrobenzene	104	78-119	% Rec			

Notes and Definitions

DL: Detection Limit
LOD: Limit of Detection
LOQ: Limit of Quantitation
J: The result is an estimated quantity. The associated numerical value is the approximate concentration of the analyte in the sample.
U: The analyte was analyzed for but was not detected above the reported quantitation limit. The quantitation limit has been adjusted for any dilution or concentration of the sample.

MICROBAC

Laboratory Report Number: M1C0514

Client Project ID: Longhorn

Microbac Laboratories Inc., - Marietta, OH

Explosives by HPLC

CERTIFICATE OF ANALYSIS
FORM I

Client ID:	29SB120 (15-16)			**Collection Date:**	03/02/2021 12:55
Laboratory ID:	M1C0514-30RE1			**Prep Date:**	03/11/2021 17:50
Matrix:	Solid			**Analyzed:**	03/16/2021 19:12
Batch / Sequence:	B1C0710 / S1C0296	**Analytical Method:**	EPA 8330B	**Calibration:**	20E0017
Instrument:	HPLC6	**Units:**	ug/kg wet	**File ID:**	6L0008470.D
Analyst:	JWR	**Dilution:**	1		

Analyte	CAS Number	Result	DL	LOD	LOQ	Flag	Qual
2,4-Dinitrotoluene	121-14-2	570	104	207	415		
2,6-Dinitrotoluene	606-20-2	149	104	207	415	J	
2-Nitrotoluene	88-72-2	178	104	207	415	J	
4-Nitrotoluene	99-99-0	219	104	207	415	J	

Surrogate	Recovery	Limits	Units	Q	Qualifier	
1,2-Dinitrobenzene	91.8	78-119	% Rec			

Notes and Definitions

DL: Detection Limit
LOD: Limit of Detection
LOQ: Limit of Quantitation
J: The result is an estimated quantity. The associated numerical value is the approximate concentration of the analyte in the sample.

MICROBAC

Laboratory Report Number: M1C0514

Client Project ID: Longhorn

Microbac Laboratories Inc., - Marietta, OH

Explosives by HPLC

CERTIFICATE OF ANALYSIS
FORM I

Client ID:	29SB122 (3-4)			**Collection Date:**	03/02/2021 13:03
Laboratory ID:	M1C0514-31			**Prep Date:**	03/11/2021 17:50
Matrix:	Solid			**Analyzed:**	03/13/2021 12:42
Batch / Sequence:	B1C0710 / S1C0250	**Analytical Method:**	EPA 8330B	**Calibration:**	21B0020
Instrument:	HPLC5	**Units:**	ug/kg wet	**File ID:**	5L027855.D
Analyst:	JWR	**Dilution:**	1		

Analyte	CAS Number	Result	DL	LOD	LOQ	Flag	Qual
1,3-Dinitrobenzene	99-65-0	199	99.6	199	398	U	
2,4,6-Trinitrotoluene	118-96-7	199	99.6	199	398	U	
2,4-Dinitrotoluene	121-14-2	418	99.6	199	398		
2,6-Dinitrotoluene	606-20-2	199	99.6	199	398	U	
2-Amino-4,6-dinitrotoluene (2-am-dnt)	35572-78-2	199	99.6	199	398	U	
2-Nitrotoluene	88-72-2	199	99.6	199	398	U	
3-Nitrotoluene	99-08-1	199	99.6	199	398	U	
4-Amino-2,6-dinitrotoluene	19406-51-0	199	99.6	199	398	U	
4-Nitrotoluene	99-99-0	199	99.6	199	398	U	

Surrogate	Recovery	Limits	Units	Q	Qualifier	
1,2-Dinitrobenzene	88.2	78-119	% Rec			

Notes and Definitions

DL: Detection Limit
LOD: Limit of Detection
LOQ: Limit of Quantitation
U: The analyte was analyzed for but was not detected above the reported quantitation limit. The quantitation limit has been adjusted for any dilution or concentration of the sample.

MICROBAC

Laboratory Report Number: M1C0514

Client Project ID: Longhorn

Microbac Laboratories Inc., - Marietta, OH

Explosives by HPLC

CERTIFICATE OF ANALYSIS
FORM I

Client ID:	29SB122 (3-4)			**Collection Date:**	03/02/2021 13:03
Laboratory ID:	M1C0514-31RE1			**Prep Date:**	03/11/2021 17:50
Matrix:	Solid			**Analyzed:**	03/16/2021 21:51
Batch / Sequence:	B1C0710 / S1C0296	**Analytical Method:**	EPA 8330B	**Calibration:**	20E0017
Instrument:	HPLC6	**Units:**	ug/kg wet	**File ID:**	6L0008473.D
Analyst:	JWR	**Dilution:**	1		

Analyte	CAS Number	Result	DL	LOD	LOQ	Flag	Qual
2,4-Dinitrotoluene	121-14-2	421	99.6	199	398		

Surrogate	Recovery	Limits	Units	Q	Qualifier	
1,2-Dinitrobenzene	90.0	78-119	% Rec			

Notes and Definitions

DL: Detection Limit
LOD: Limit of Detection
LOQ: Limit of Quantitation

MICROBAC

Laboratory Report Number: M1C0514

Client Project ID: Longhorn

Microbac Laboratories Inc., - Marietta, OH

Explosives by HPLC

CERTIFICATE OF ANALYSIS
FORM I

Client ID:	29SB122 (7-8)			**Collection Date:**	03/02/2021 13:05
Laboratory ID:	M1C0514-32			**Prep Date:**	03/11/2021 17:50
Matrix:	Solid			**Analyzed:**	03/13/2021 13:05
Batch / Sequence:	B1C0710 / S1C0250	**Analytical Method:**	EPA 8330B	**Calibration:**	21B0020
Instrument:	HPLC5	**Units:**	ug/kg wet	**File ID:**	5L027856.D
Analyst:	JWR	**Dilution:**	1		

Analyte	CAS Number	Result	DL	LOD	LOQ	Flag	Qual
1,3-Dinitrobenzene	99-65-0	196	98.2	196	393	U	
2,4,6-Trinitrotoluene	118-96-7	196	98.2	196	393	U	
2,4-Dinitrotoluene	121-14-2	430	98.2	196	393		
2,6-Dinitrotoluene	606-20-2	196	98.2	196	393	U	
2-Amino-4,6-dinitrotoluene (2-am-dnt)	35572-78-2	196	98.2	196	393	U	
2-Nitrotoluene	88-72-2	196	98.2	196	393	U	
3-Nitrotoluene	99-08-1	196	98.2	196	393	U	
4-Amino-2,6-dinitrotoluene	19406-51-0	196	98.2	196	393	U	
4-Nitrotoluene	99-99-0	196	98.2	196	393	U	

Surrogate	Recovery	Limits	Units	Q	Qualifier	
1,2-Dinitrobenzene	86.8	78-119	% Rec			

Notes and Definitions

DL: Detection Limit
LOD: Limit of Detection
LOQ: Limit of Quantitation
U: The analyte was analyzed for but was not detected above the reported quantitation limit. The quantitation limit has been adjusted for any dilution or concentration of the sample.

MICROBAC

Laboratory Report Number: M1C0514

Client Project ID: Longhorn

Microbac Laboratories Inc., - Marietta, OH

Explosives by HPLC

CERTIFICATE OF ANALYSIS
FORM I

Client ID:	29SB122 (7-8)			**Collection Date:**	03/02/2021 13:05
Laboratory ID:	M1C0514-32RE1			**Prep Date:**	03/11/2021 17:50
Matrix:	Solid			**Analyzed:**	03/16/2021 22:43
Batch / Sequence:	B1C0710 / S1C0296	**Analytical Method:**	EPA 8330B	**Calibration:**	20E0017
Instrument:	HPLC6	**Units:**	ug/kg wet	**File ID:**	6L0008474.D
Analyst:	JWR	**Dilution:**	1		

Analyte	CAS Number	Result	DL	LOD	LOQ	Flag	Qual
2,4-Dinitrotoluene	121-14-2	442	98.2	196	393		

Surrogate	Recovery	Limits	Units	Q	Qualifier	
1,2-Dinitrobenzene	91.1	78-119	% Rec			

Notes and Definitions

DL: Detection Limit
LOD: Limit of Detection
LOQ: Limit of Quantitation

MICROBAC

Laboratory Report Number: M1C0514

Client Project ID: Longhorn

Microbac Laboratories Inc., - Marietta, OH

Explosives by HPLC

CERTIFICATE OF ANALYSIS
FORM I

Client ID:	DUP-03			**Collection Date:**	03/02/2021 08:20
Laboratory ID:	M1C0514-33			**Prep Date:**	03/11/2021 17:50
Matrix:	Solid			**Analyzed:**	03/13/2021 13:52
Batch / Sequence:	B1C0710 / S1C0250	**Analytical Method:**	EPA 8330B	**Calibration:**	21B0020
Instrument:	HPLC5	**Units:**	ug/kg wet	**File ID:**	5L027858.D
Analyst:	JWR	**Dilution:**	1		

Analyte	CAS Number	Result	DL	LOD	LOQ	Flag	Qual
1,3-Dinitrobenzene	99-65-0	198	99.0	198	396	U	
2,4,6-Trinitrotoluene	118-96-7	132	99.0	198	396	J	
2,4-Dinitrotoluene	121-14-2	545	99.0	198	396		
2,6-Dinitrotoluene	606-20-2	198	99.0	198	396	U	
2-Amino-4,6-dinitrotoluene (2-am-dnt)	35572-78-2	198	99.0	198	396	U	
2-Nitrotoluene	88-72-2	198	99.0	198	396	U	
3-Nitrotoluene	99-08-1	198	99.0	198	396	U	
4-Amino-2,6-dinitrotoluene	19406-51-0	198	99.0	198	396	U	
4-Nitrotoluene	99-99-0	198	99.0	198	396	U	

Surrogate	Recovery	Limits	Units	Q	Qualifier	
1,2-Dinitrobenzene	87.8	78-119	% Rec			

Notes and Definitions

DL: Detection Limit
LOD: Limit of Detection
LOQ: Limit of Quantitation
J: The result is an estimated quantity. The associated numerical value is the approximate concentration of the analyte in the sample.
U: The analyte was analyzed for but was not detected above the reported quantitation limit. The quantitation limit has been adjusted for any dilution or concentration of the sample.

MICROBAC

Laboratory Report Number: M1C0514

Client Project ID: Longhorn

Microbac Laboratories Inc., - Marietta, OH

Explosives by HPLC

CERTIFICATE OF ANALYSIS
FORM I

Client ID:	DUP-03			**Collection Date:**	03/02/2021 08:20
Laboratory ID:	M1C0514-33RE1			**Prep Date:**	03/11/2021 17:50
Matrix:	Solid			**Analyzed:**	03/16/2021 23:36
Batch / Sequence:	B1C0710 / S1C0296	**Analytical Method:**	EPA 8330B	**Calibration:**	20E0017
Instrument:	HPLC6	**Units:**	ug/kg wet	**File ID:**	6L0008475.D
Analyst:	JWR	**Dilution:**	1		

Analyte	CAS Number	Result	DL	LOD	LOQ	Flag	Qual
2,4,6-Trinitrotoluene	118-96-7	122	99.0	198	396	J	
2,4-Dinitrotoluene	121-14-2	546	99.0	198	396		

Surrogate	Recovery	Limits	Units	Q	Qualifier	
1,2-Dinitrobenzene	88.8	78-119	% Rec			

Notes and Definitions

DL: Detection Limit
LOD: Limit of Detection
LOQ: Limit of Quantitation
J: The result is an estimated quantity. The associated numerical value is the approximate concentration of the analyte in the sample.

MICROBAC

Laboratory Report Number: M1C0514

Client Project ID: Longhorn

Microbac Laboratories Inc., - Marietta, OH

Explosives by HPLC

CERTIFICATE OF ANALYSIS
FORM I

Client ID:	29SB122 (11-12)			**Collection Date:**	03/02/2021 13:10
Laboratory ID:	M1C0514-34			**Prep Date:**	03/11/2021 17:50
Matrix:	Solid			**Analyzed:**	03/13/2021 14:15
Batch / Sequence:	B1C0710 / S1C0250	**Analytical Method:**	EPA 8330B	**Calibration:**	21B0020
Instrument:	HPLC5	**Units:**	ug/kg wet	**File ID:**	5L027859.D
Analyst:	JWR	**Dilution:**	1		

Analyte	CAS Number	Result	DL	LOD	LOQ	Flag	Qual
1,3-Dinitrobenzene	99-65-0	206	103	206	412	U	
2,4,6-Trinitrotoluene	118-96-7	206	103	206	412	U	
2,4-Dinitrotoluene	121-14-2	609	103	206	412		
2,6-Dinitrotoluene	606-20-2	206	103	206	412	U	
2-Amino-4,6-dinitrotoluene (2-am-dnt)	35572-78-2	206	103	206	412	U	
2-Nitrotoluene	88-72-2	206	103	206	412	U	
3-Nitrotoluene	99-08-1	206	103	206	412	U	
4-Amino-2,6-dinitrotoluene	19406-51-0	206	103	206	412	U	
4-Nitrotoluene	99-99-0	206	103	206	412	U	

Surrogate	Recovery	Limits	Units	Q	Qualifier	
1,2-Dinitrobenzene	95.0	78-119	% Rec			

Notes and Definitions

DL: Detection Limit
LOD: Limit of Detection
LOQ: Limit of Quantitation
U: The analyte was analyzed for but was not detected above the reported quantitation limit. The quantitation limit has been adjusted for any dilution or concentration of the sample.

MICROBAC

Laboratory Report Number: M1C0514

Client Project ID: Longhorn

Microbac Laboratories Inc., - Marietta, OH

Explosives by HPLC

CERTIFICATE OF ANALYSIS
FORM I

Client ID:	29SB122 (11-12)			**Collection Date:**	03/02/2021 13:10
Laboratory ID:	M1C0514-34RE1			**Prep Date:**	03/11/2021 17:50
Matrix:	Solid			**Analyzed:**	03/17/2021 01:22
Batch / Sequence:	B1C0710 / S1C0296	**Analytical Method:**	EPA 8330B	**Calibration:**	20E0017
Instrument:	HPLC6	**Units:**	ug/kg wet	**File ID:**	6L0008477.D
Analyst:	JWR	**Dilution:**	1		

Analyte	CAS Number	Result	DL	LOD	LOQ	Flag	Qual
2,4-Dinitrotoluene	121-14-2	621	103	206	412		

Surrogate	Recovery	Limits	Units	Q	Qualifier	
1,2-Dinitrobenzene	91.3	78-119	% Rec			

Notes and Definitions

DL: Detection Limit
LOD: Limit of Detection
LOQ: Limit of Quantitation

MICROBAC

Laboratory Report Number: M1C0514

Client Project ID: Longhorn

Microbac Laboratories Inc., - Marietta, OH

Explosives by HPLC

CERTIFICATE OF ANALYSIS
FORM I

Client ID:	29SB122 (15-16)			**Collection Date:**	03/02/2021 13:12
Laboratory ID:	M1C0514-35			**Prep Date:**	03/11/2021 17:50
Matrix:	Solid			**Analyzed:**	03/13/2021 14:38
Batch / Sequence:	B1C0710 / S1C0250	**Analytical Method:**	EPA 8330B	**Calibration:**	21B0020
Instrument:	HPLC5	**Units:**	ug/kg wet	**File ID:**	5L027860.D
Analyst:	JWR	**Dilution:**	1		

Analyte	CAS Number	Result	DL	LOD	LOQ	Flag	Qual
1,3-Dinitrobenzene	99-65-0	198	99.2	198	397	U	
2,4,6-Trinitrotoluene	118-96-7	198	99.2	198	397	U	
2,4-Dinitrotoluene	121-14-2	4780	99.2	198	397		
2,6-Dinitrotoluene	606-20-2	318	99.2	198	397	J	
2-Amino-4,6-dinitrotoluene (2-am-dnt)	35572-78-2	112	99.2	198	397	J	
2-Nitrotoluene	88-72-2	359	99.2	198	397	J	
3-Nitrotoluene	99-08-1	198	99.2	198	397	U	
4-Amino-2,6-dinitrotoluene	19406-51-0	198	99.2	198	397	U	
4-Nitrotoluene	99-99-0	692	99.2	198	397		

Surrogate	Recovery	Limits	Units	Q	Qualifier	
1,2-Dinitrobenzene	132	78-119	% Rec	*	M, S1	

Notes and Definitions

DL: Detection Limit
LOD: Limit of Detection
LOQ: Limit of Quantitation
J: The result is an estimated quantity. The associated numerical value is the approximate concentration of the analyte in the sample.
M: Matrix interference is present.
S1: Surrogate recovery is above acceptance limits.
U: The analyte was analyzed for but was not detected above the reported quantitation limit. The quantitation limit has been adjusted for any dilution or concentration of the sample.

MICROBAC

Laboratory Report Number: M1C0514

Client Project ID: Longhorn

Microbac Laboratories Inc., - Marietta, OH

Explosives by HPLC

CERTIFICATE OF ANALYSIS
FORM I

Client ID:	29SB122 (15-16)			**Collection Date:**	03/02/2021 13:12
Laboratory ID:	M1C0514-35RE1			**Prep Date:**	03/11/2021 17:50
Matrix:	Solid			**Analyzed:**	03/17/2021 02:15
Batch / Sequence:	B1C0710 / S1C0296	**Analytical Method:**	EPA 8330B	**Calibration:**	20E0017
Instrument:	HPLC6	**Units:**	ug/kg wet	**File ID:**	6L0008478.D
Analyst:	JWR	**Dilution:**	1		

Analyte	CAS Number	Result	DL	LOD	LOQ	Flag	Qual
2,4-Dinitrotoluene	121-14-2	4780	99.2	198	397		
2,6-Dinitrotoluene	606-20-2	399	99.2	198	397		
2-Amino-4,6-dinitrotoluene (2-am-dnt)	35572-78-2	124	99.2	198	397	J	
2-Nitrotoluene	88-72-2	379	99.2	198	397	J	
4-Nitrotoluene	99-99-0	782	99.2	198	397		

Surrogate	Recovery	Limits	Units	Q	Qualifier	
1,2-Dinitrobenzene	91.6	78-119	% Rec			

Notes and Definitions

DL: Detection Limit
LOD: Limit of Detection
LOQ: Limit of Quantitation
J: The result is an estimated quantity. The associated numerical value is the approximate concentration of the analyte in the sample.

MICROBAC

Laboratory Report Number: M1C0514

Client Project ID: Longhorn

Microbac Laboratories Inc., - Marietta, OH

Explosives by HPLC

CERTIFICATE OF ANALYSIS
FORM I

Client ID:	29SB129 (1-2)			**Collection Date:**	03/02/2021 14:23
Laboratory ID:	M1C0514-36			**Prep Date:**	03/11/2021 17:50
Matrix:	Solid			**Analyzed:**	03/13/2021 15:01
Batch / Sequence:	B1C0710 / S1C0250	**Analytical Method:**	EPA 8330B	**Calibration:**	21B0020
Instrument:	HPLC5	**Units:**	ug/kg wet	**File ID:**	5L027861.D
Analyst:	JWR	**Dilution:**	1		

Analyte	CAS Number	Result	DL	LOD	LOQ	Flag	Qual
1,3-Dinitrobenzene	99-65-0	205	102	205	409	U	
2,4,6-Trinitrotoluene	118-96-7	205	102	205	409	U	
2,4-Dinitrotoluene	121-14-2	205	102	205	409	U	
2,6-Dinitrotoluene	606-20-2	205	102	205	409	U	
2-Amino-4,6-dinitrotoluene (2-am-dnt)	35572-78-2	205	102	205	409	U	
2-Nitrotoluene	88-72-2	205	102	205	409	U	
3-Nitrotoluene	99-08-1	205	102	205	409	U	
4-Amino-2,6-dinitrotoluene	19406-51-0	205	102	205	409	U	
4-Nitrotoluene	99-99-0	205	102	205	409	U	

Surrogate	Recovery	Limits	Units	Q	Qualifier	
1,2-Dinitrobenzene	87.4	78-119	% Rec			

Notes and Definitions

DL: Detection Limit
LOD: Limit of Detection
LOQ: Limit of Quantitation
U: The analyte was analyzed for but was not detected above the reported quantitation limit. The quantitation limit has been adjusted for any dilution or concentration of the sample.

MICROBAC

Laboratory Report Number: M1C0514

Client Project ID: Longhorn

Microbac Laboratories Inc., - Marietta, OH

Explosives by HPLC

CERTIFICATE OF ANALYSIS
FORM I

Client ID:	29SB129 (3-4)			**Collection Date:**	03/02/2021 14:25
Laboratory ID:	M1C0514-37			**Prep Date:**	03/11/2021 17:50
Matrix:	Solid			**Analyzed:**	03/13/2021 15:24
Batch / Sequence:	B1C0710 / S1C0250	**Analytical Method:**	EPA 8330B	**Calibration:**	21B0020
Instrument:	HPLC5	**Units:**	ug/kg wet	**File ID:**	5L027862.D
Analyst:	JWR	**Dilution:**	1		

Analyte	CAS Number	Result	DL	LOD	LOQ	Flag	Qual
1,3-Dinitrobenzene	99-65-0	191	95.6	191	382	U	
2,4,6-Trinitrotoluene	118-96-7	5130	95.6	191	382		
2,4-Dinitrotoluene	121-14-2	1450	95.6	191	382		
2-Amino-4,6-dinitrotoluene (2-am-dnt)	35572-78-2	191	95.6	191	382	U	
2-Nitrotoluene	88-72-2	191	95.6	191	382	U	
3-Nitrotoluene	99-08-1	191	95.6	191	382	U	
4-Amino-2,6-dinitrotoluene	19406-51-0	191	95.6	191	382	U	
4-Nitrotoluene	99-99-0	191	95.6	191	382	U	

Surrogate	Recovery	Limits	Units	Q	Qualifier	
1,2-Dinitrobenzene	128	78-119	% Rec	*	M, S1	

Notes and Definitions

DL: Detection Limit
LOD: Limit of Detection
LOQ: Limit of Quantitation
M: Matrix interference is present.
S1: Surrogate recovery is above acceptance limits.
U: The analyte was analyzed for but was not detected above the reported quantitation limit. The quantitation limit has been adjusted for any dilution or concentration of the sample.

MICROBAC

Laboratory Report Number: M1C0514

Client Project ID: Longhorn

Microbac Laboratories Inc., - Marietta, OH

Explosives by HPLC

CERTIFICATE OF ANALYSIS
FORM I

Client ID:	29SB129 (3-4)			**Collection Date:**	03/02/2021 14:25
Laboratory ID:	M1C0514-37RE1			**Prep Date:**	03/11/2021 17:50
Matrix:	Solid			**Analyzed:**	03/15/2021 18:47
Batch / Sequence:	B1C0710 / S1C0291	**Analytical Method:**	EPA 8330B	**Calibration:**	21B0020
Instrument:	HPLC5	**Units:**	ug/kg wet	**File ID:**	5L027867.D
Analyst:	JWR	**Dilution:**	5		

Analyte	CAS Number	Result	DL	LOD	LOQ	Flag	Qual
2,6-Dinitrotoluene	606-20-2	21300	478	956	1910		D3

Surrogate	Recovery	Limits	Units	Q	Qualifier	
1,2-Dinitrobenzene	127	78-119	% Rec	*	M, S1	

Notes and Definitions

DL: Detection Limit
LOD: Limit of Detection
LOQ: Limit of Quantitation
D3: Dilution was performed due to high target analyte concentration.
M: Matrix interference is present.
S1: Surrogate recovery is above acceptance limits.

MICROBAC

Laboratory Report Number: M1C0514

Client Project ID: Longhorn

Microbac Laboratories Inc., - Marietta, OH

Explosives by HPLC

CERTIFICATE OF ANALYSIS
FORM I

Client ID:	29SB129 (3-4)			**Collection Date:**	03/02/2021 14:25
Laboratory ID:	M1C0514-37RE2			**Prep Date:**	03/11/2021 17:50
Matrix:	Solid			**Analyzed:**	03/17/2021 03:08
Batch / Sequence:	B1C0710 / S1C0296	**Analytical Method:**	EPA 8330B	**Calibration:**	20E0017
Instrument:	HPLC6	**Units:**	ug/kg wet	**File ID:**	6L0008479.D
Analyst:	JWR	**Dilution:**	1		

Analyte	CAS Number	Result	DL	LOD	LOQ	Flag	Qual
2,4,6-Trinitrotoluene	118-96-7	4460	95.6	191	382		
2,4-Dinitrotoluene	121-14-2	1560	95.6	191	382		

Surrogate	Recovery	Limits	Units	Q	Qualifier	
1,2-Dinitrobenzene	93.7	78-119	% Rec			

Notes and Definitions

DL: Detection Limit
LOD: Limit of Detection
LOQ: Limit of Quantitation

MICROBAC

Laboratory Report Number: M1C0514

Client Project ID: Longhorn

Microbac Laboratories Inc., - Marietta, OH

Explosives by HPLC

CERTIFICATE OF ANALYSIS
FORM I

Client ID:	29SB129 (3-4)			**Collection Date:**	03/02/2021 14:25
Laboratory ID:	M1C0514-37RE3			**Prep Date:**	03/11/2021 17:50
Matrix:	Solid			**Analyzed:**	03/17/2021 04:01
Batch / Sequence:	B1C0710 / S1C0296	**Analytical Method:**	EPA 8330B	**Calibration:**	20E0017
Instrument:	HPLC6	**Units:**	ug/kg wet	**File ID:**	6L0008480.D
Analyst:	JWR	**Dilution:**	5		

Analyte	CAS Number	Result	DL	LOD	LOQ	Flag	Qual
2,6-Dinitrotoluene	606-20-2	20800	478	956	1910		D3

Surrogate	Recovery	Limits	Units	Q	Qualifier	
1,2-Dinitrobenzene	93.9	78-119	% Rec			

Notes and Definitions

DL: Detection Limit
LOD: Limit of Detection
LOQ: Limit of Quantitation
D3: Dilution was performed due to high target analyte concentration.

MICROBAC

Laboratory Report Number: M1C0514

Client Project ID: Longhorn

Microbac Laboratories Inc., - Marietta, OH

Explosives by HPLC

CERTIFICATE OF ANALYSIS
FORM I

Client ID:	29SB129 (5-6)			**Collection Date:**	03/02/2021 14:27
Laboratory ID:	M1C0514-38			**Prep Date:**	03/11/2021 17:50
Matrix:	Solid			**Analyzed:**	03/13/2021 15:48
Batch / Sequence:	B1C0710 / S1C0250	**Analytical Method:**	EPA 8330B	**Calibration:**	21B0020
Instrument:	HPLC5	**Units:**	ug/kg wet	**File ID:**	5L027863.D
Analyst:	JWR	**Dilution:**	1		

Analyte	CAS Number	Result	DL	LOD	LOQ	Flag	Qual
1,3-Dinitrobenzene	99-65-0	530	102	205	410		
2-Amino-4,6-dinitrotoluene (2-am-dnt)	35572-78-2	205	102	205	410	U	
2-Nitrotoluene	88-72-2	2170	102	205	410		P1
3-Nitrotoluene	99-08-1	387	102	205	410	J	
4-Amino-2,6-dinitrotoluene	19406-51-0	205	102	205	410	U	
4-Nitrotoluene	99-99-0	3480	102	205	410		

Surrogate	Recovery	Limits	Units	Q	Qualifier	
1,2-Dinitrobenzene	201	78-119	% Rec	*	M, S1	

Notes and Definitions

DL: Detection Limit
LOD: Limit of Detection
LOQ: Limit of Quantitation
J: The result is an estimated quantity. The associated numerical value is the approximate concentration of the analyte in the sample.
M: Matrix interference is present.
P1: Concentrations >40% difference between the two GC columns.
S1: Surrogate recovery is above acceptance limits.
U: The analyte was analyzed for but was not detected above the reported quantitation limit. The quantitation limit has been adjusted for any dilution or concentration of the sample.

MICROBAC

Laboratory Report Number: M1C0514

Client Project ID: Longhorn

Microbac Laboratories Inc., - Marietta, OH

Explosives by HPLC

CERTIFICATE OF ANALYSIS
FORM I

Client ID:	29SB129 (5-6)			**Collection Date:**	03/02/2021 14:27
Laboratory ID:	M1C0514-38RE1			**Prep Date:**	03/11/2021 17:50
Matrix:	Solid			**Analyzed:**	03/15/2021 19:10
Batch / Sequence:	B1C0710 / S1C0291	**Analytical Method:**	EPA 8330B	**Calibration:**	21B0020
Instrument:	HPLC5	**Units:**	ug/kg wet	**File ID:**	5L027868.D
Analyst:	JWR	**Dilution:**	5		

Analyte	CAS Number	Result	DL	LOD	LOQ	Flag	Qual
2,4,6-Trinitrotoluene	118-96-7	23200	512	1020	2050		D3

Surrogate	Recovery	Limits	Units	Q	Qualifier	
1,2-Dinitrobenzene	208	78-119	% Rec	*	M, S1	

Notes and Definitions

DL: Detection Limit
LOD: Limit of Detection
LOQ: Limit of Quantitation
D3: Dilution was performed due to high target analyte concentration.
M: Matrix interference is present.
S1: Surrogate recovery is above acceptance limits.

MICROBAC

Laboratory Report Number: M1C0514

Client Project ID: Longhorn

Microbac Laboratories Inc., - Marietta, OH

Explosives by HPLC

CERTIFICATE OF ANALYSIS
FORM I

Client ID:	29SB129 (5-6)			**Collection Date:**	03/02/2021 14:27
Laboratory ID:	M1C0514-38RE2			**Prep Date:**	03/11/2021 17:50
Matrix:	Solid			**Analyzed:**	03/15/2021 19:33
Batch / Sequence:	B1C0710 / S1C0291	**Analytical Method:**	EPA 8330B	**Calibration:**	21B0020
Instrument:	HPLC5	**Units:**	ug/kg wet	**File ID:**	5L027869.D
Analyst:	JWR	**Dilution:**	25		

Analyte	CAS Number	Result	DL	LOD	LOQ	Flag	Qual
2,4-Dinitrotoluene	121-14-2	212000	2560	5120	10200		D3
2,6-Dinitrotoluene	606-20-2	108000	2560	5120	10200		D3

Surrogate	Recovery	Limits	Units	Q	Qualifier	
1,2-Dinitrobenzene		78-119	% Rec		S3, U	

Notes and Definitions

DL: Detection Limit
LOD: Limit of Detection
LOQ: Limit of Quantitation
D3: Dilution was performed due to high target analyte concentration.
S3: Surrogate was diluted out.
U: The analyte was analyzed for but was not detected above the reported quantitation limit. The quantitation limit has been adjusted for any dilution or concentration of the sample.

MICROBAC

Laboratory Report Number: M1C0514

Client Project ID: Longhorn

Microbac Laboratories Inc., - Marietta, OH

Explosives by HPLC

CERTIFICATE OF ANALYSIS
FORM I

Client ID:	29SB129 (5-6)			**Collection Date:**	03/02/2021 14:27
Laboratory ID:	M1C0514-38RE3			**Prep Date:**	03/11/2021 17:50
Matrix:	Solid			**Analyzed:**	03/17/2021 04:54
Batch / Sequence:	B1C0710 / S1C0296	**Analytical Method:**	EPA 8330B	**Calibration:**	20E0017
Instrument:	HPLC6	**Units:**	ug/kg wet	**File ID:**	6L0008481.D
Analyst:	JWR	**Dilution:**	1		

Analyte	CAS Number	Result	DL	LOD	LOQ	Flag	Qual
1,3-Dinitrobenzene	99-65-0	555	102	205	410		
2-Nitrotoluene	88-72-2	6490	102	205	410		P1
3-Nitrotoluene	99-08-1	519	102	205	410		
4-Nitrotoluene	99-99-0	4070	102	205	410		

Surrogate	Recovery	Limits	Units	Q	Qualifier	
1,2-Dinitrobenzene	97.0	78-119	% Rec			

Notes and Definitions

DL: Detection Limit
LOD: Limit of Detection
LOQ: Limit of Quantitation
P1: Concentrations >40% difference between the two GC columns.

MICROBAC

Laboratory Report Number: M1C0514

Client Project ID: Longhorn

Microbac Laboratories Inc., - Marietta, OH

Explosives by HPLC

CERTIFICATE OF ANALYSIS
FORM I

Client ID:	29SB129 (5-6)			**Collection Date:**	03/02/2021 14:27
Laboratory ID:	M1C0514-38RE4			**Prep Date:**	03/11/2021 17:50
Matrix:	Solid			**Analyzed:**	03/17/2021 05:47
Batch / Sequence:	B1C0710 / S1C0296	**Analytical Method:**	EPA 8330B	**Calibration:**	20E0017
Instrument:	HPLC6	**Units:**	ug/kg wet	**File ID:**	6L0008482.D
Analyst:	JWR	**Dilution:**	5		

Analyte	CAS Number	Result	DL	LOD	LOQ	Flag	Qual
2,4,6-Trinitrotoluene	118-96-7	20500	512	1020	2050		D3

Surrogate	Recovery	Limits	Units	Q	Qualifier	
1,2-Dinitrobenzene	100	78-119	% Rec			

Notes and Definitions

DL: Detection Limit
LOD: Limit of Detection
LOQ: Limit of Quantitation
D3: Dilution was performed due to high target analyte concentration.

MICROBAC

Laboratory Report Number: M1C0514

Client Project ID: Longhorn

Microbac Laboratories Inc., - Marietta, OH

Explosives by HPLC

CERTIFICATE OF ANALYSIS
FORM I

Client ID:	29SB129 (5-6)			**Collection Date:**	03/02/2021 14:27
Laboratory ID:	M1C0514-38RE5			**Prep Date:**	03/11/2021 17:50
Matrix:	Solid			**Analyzed:**	03/17/2021 06:39
Batch / Sequence:	B1C0710 / S1C0296	**Analytical Method:**	EPA 8330B	**Calibration:**	20E0017
Instrument:	HPLC6	**Units:**	ug/kg wet	**File ID:**	6L0008483.D
Analyst:	JWR	**Dilution:**	25		

Analyte	CAS Number	Result	DL	LOD	LOQ	Flag	Qual
2,4-Dinitrotoluene	121-14-2	207000	2560	5120	10200		D3
2,6-Dinitrotoluene	606-20-2	134000	2560	5120	10200		D3

Surrogate	Recovery	Limits	Units	Q	Qualifier	
1,2-Dinitrobenzene		78-119	% Rec		S3, U	

Notes and Definitions

DL: Detection Limit
LOD: Limit of Detection
LOQ: Limit of Quantitation
D3: Dilution was performed due to high target analyte concentration.
S3: Surrogate was diluted out.
U: The analyte was analyzed for but was not detected above the reported quantitation limit. The quantitation limit has been adjusted for any dilution or concentration of the sample.

MICROBAC

Laboratory Report Number: M1C0514

Client Project ID: Longhorn

Microbac Laboratories Inc., - Marietta, OH

Explosives by HPLC

CERTIFICATE OF ANALYSIS
FORM I

Client ID:	29SB129 (7-8)			**Collection Date:**	03/02/2021 14:29
Laboratory ID:	M1C0514-39			**Prep Date:**	03/11/2021 17:50
Matrix:	Solid			**Analyzed:**	03/13/2021 16:11
Batch / Sequence:	B1C0710 / S1C0250	**Analytical Method:**	EPA 8330B	**Calibration:**	21B0020
Instrument:	HPLC5	**Units:**	ug/kg wet	**File ID:**	5L027864.D
Analyst:	JWR	**Dilution:**	1		

Analyte	CAS Number	Result	DL	LOD	LOQ	Flag	Qual
1,3-Dinitrobenzene	99-65-0	193	96.7	193	387	U	
2,4,6-Trinitrotoluene	118-96-7	2720	96.7	193	387		
2,4-Dinitrotoluene	121-14-2	6700	96.7	193	387		
2-Amino-4,6-dinitrotoluene (2-am-dnt)	35572-78-2	193	96.7	193	387	U	
2-Nitrotoluene	88-72-2	193	96.7	193	387	U	
3-Nitrotoluene	99-08-1	193	96.7	193	387	U	
4-Amino-2,6-dinitrotoluene	19406-51-0	193	96.7	193	387	U	
4-Nitrotoluene	99-99-0	572	96.7	193	387		

Surrogate	Recovery	Limits	Units	Q	Qualifier	
1,2-Dinitrobenzene	130	78-119	% Rec	*	M, S1	

Notes and Definitions

DL: Detection Limit
LOD: Limit of Detection
LOQ: Limit of Quantitation
M: Matrix interference is present.
S1: Surrogate recovery is above acceptance limits.
U: The analyte was analyzed for but was not detected above the reported quantitation limit. The quantitation limit has been adjusted for any dilution or concentration of the sample.

MICROBAC

Laboratory Report Number: M1C0514

Client Project ID: Longhorn

Microbac Laboratories Inc., - Marietta, OH

Explosives by HPLC

CERTIFICATE OF ANALYSIS
FORM I

Client ID:	29SB129 (7-8)			**Collection Date:**	03/02/2021 14:29
Laboratory ID:	M1C0514-39RE1			**Prep Date:**	03/11/2021 17:50
Matrix:	Solid			**Analyzed:**	03/15/2021 19:56
Batch / Sequence:	B1C0710 / S1C0291	**Analytical Method:**	EPA 8330B	**Calibration:**	21B0020
Instrument:	HPLC5	**Units:**	ug/kg wet	**File ID:**	5L027870.D
Analyst:	JWR	**Dilution:**	10		

Analyte	CAS Number	Result	DL	LOD	LOQ	Flag	Qual
2,6-Dinitrotoluene	606-20-2	58300	967	1930	3870		D3

Surrogate	Recovery	Limits	Units	Q	Qualifier	
1,2-Dinitrobenzene	111	78-119	% Rec			

Notes and Definitions

DL: Detection Limit
LOD: Limit of Detection
LOQ: Limit of Quantitation
D3: Dilution was performed due to high target analyte concentration.

MICROBAC

Laboratory Report Number: M1C0514

Client Project ID: Longhorn

Microbac Laboratories Inc., - Marietta, OH

Explosives by HPLC

CERTIFICATE OF ANALYSIS
FORM I

Client ID:	29SB129 (7-8)			**Collection Date:**	03/02/2021 14:29
Laboratory ID:	M1C0514-39RE2			**Prep Date:**	03/11/2021 17:50
Matrix:	Solid			**Analyzed:**	03/17/2021 07:32
Batch / Sequence:	B1C0710 / S1C0296	**Analytical Method:**	EPA 8330B	**Calibration:**	20E0017
Instrument:	HPLC6	**Units:**	ug/kg wet	**File ID:**	6L0008484.D
Analyst:	JWR	**Dilution:**	1		

Analyte	CAS Number	Result	DL	LOD	LOQ	Flag	Qual
2,4,6-Trinitrotoluene	118-96-7	2420	96.7	193	387		
2,4-Dinitrotoluene	121-14-2	7860	96.7	193	387		
4-Nitrotoluene	99-99-0	483	96.7	193	387		

Surrogate	Recovery	Limits	Units	Q	Qualifier	
1,2-Dinitrobenzene	89.4	78-119	% Rec			

Notes and Definitions

DL: Detection Limit
LOD: Limit of Detection
LOQ: Limit of Quantitation

MICROBAC

Laboratory Report Number: M1C0514

Client Project ID: Longhorn

Microbac Laboratories Inc., - Marietta, OH

Explosives by HPLC

CERTIFICATE OF ANALYSIS
FORM I

Client ID:	29SB129 (7-8)			**Collection Date:**	03/02/2021 14:29
Laboratory ID:	M1C0514-39RE3			**Prep Date:**	03/11/2021 17:50
Matrix:	Solid			**Analyzed:**	03/17/2021 08:25
Batch / Sequence:	B1C0710 / S1C0296	**Analytical Method:**	EPA 8330B	**Calibration:**	20E0017
Instrument:	HPLC6	**Units:**	ug/kg wet	**File ID:**	6L0008485.D
Analyst:	JWR	**Dilution:**	10		

Analyte	CAS Number	Result	DL	LOD	LOQ	Flag	Qual
2,6-Dinitrotoluene	606-20-2	56000	967	1930	3870		D3

Surrogate	Recovery	Limits	Units	Q	Qualifier	
1,2-Dinitrobenzene		78-119	% Rec		S3, U	

Notes and Definitions

DL: Detection Limit
LOD: Limit of Detection
LOQ: Limit of Quantitation
D3: Dilution was performed due to high target analyte concentration.
S3: Surrogate was diluted out.
U: The analyte was analyzed for but was not detected above the reported quantitation limit. The quantitation limit has been adjusted for any dilution or concentration of the sample.

MICROBAC

Laboratory Report Number: M1C0514

Client Project ID: Longhorn

Microbac Laboratories Inc., - Marietta, OH

Explosives by HPLC

CERTIFICATE OF ANALYSIS
FORM I

Client ID:	29SB126 (1-2)			**Collection Date:**	03/02/2021 14:35
Laboratory ID:	M1C0514-40RE1			**Prep Date:**	03/31/2021 19:00
Matrix:	Solid			**Analyzed:**	04/06/2021 16:27
Batch / Sequence:	B1C1692 / S1D0074	**Analytical Method:**	EPA 8330B	**Calibration:**	21D0006
Instrument:	HPLC5	**Units:**	ug/kg wet	**File ID:**	5L028070.D
Analyst:	JWR	**Dilution:**	1		

Sample Notes: H2

Analyte	CAS Number	Result	DL	LOD	LOQ	Flag	Qual
1,3-Dinitrobenzene	99-65-0	197	98.5	197	394	U	
2,4,6-Trinitrotoluene	118-96-7	197	98.5	197	394	U	
2,4-Dinitrotoluene	121-14-2	197	98.5	197	394	U	
2,6-Dinitrotoluene	606-20-2	178	98.5	197	394	J	
2-Amino-4,6-dinitrotoluene (2-am-dnt)	35572-78-2	197	98.5	197	394	U	
2-Nitrotoluene	88-72-2	197	98.5	197	394	U	
3-Nitrotoluene	99-08-1	197	98.5	197	394	U	
4-Amino-2,6-dinitrotoluene	19406-51-0	197	98.5	197	394	U	
4-Nitrotoluene	99-99-0	197	98.5	197	394	U	

Surrogate	Recovery	Limits	Units	Q	Qualifier	
1,2-Dinitrobenzene	85.5	78-119	% Rec			

Notes and Definitions

DL: Detection Limit
LOD: Limit of Detection
LOQ: Limit of Quantitation
H2: Initial analysis was within holding time. Reanalysis was past holding time.
J: The result is an estimated quantity. The associated numerical value is the approximate concentration of the analyte in the sample.
U: The analyte was analyzed for but was not detected above the reported quantitation limit. The quantitation limit has been adjusted for any dilution or concentration of the sample.

MICROBAC

Laboratory Report Number: M1C0514

Client Project ID: Longhorn

Microbac Laboratories Inc., - Marietta, OH

Explosives by HPLC

CERTIFICATE OF ANALYSIS
FORM I

Client ID:	29SB126 (1-2)			**Collection Date:**	03/02/2021 14:35
Laboratory ID:	M1C0514-40RE3			**Prep Date:**	03/31/2021 19:00
Matrix:	Solid			**Analyzed:**	04/08/2021 19:06
Batch / Sequence:	B1C1692 / S1D0148	**Analytical Method:**	EPA 8330B	**Calibration:**	21D0007
Instrument:	HPLC6	**Units:**	ug/kg wet	**File ID:**	6L0008573.D
Analyst:	ECL	**Dilution:**	1		

Sample Notes: H

Analyte	CAS Number	Result	DL	LOD	LOQ	Flag	Qual
2,6-Dinitrotoluene	606-20-2	181	98.5	197	394	J	

Surrogate	Recovery	Limits	Units	Q	Qualifier	
1,2-Dinitrobenzene	94.8	78-119	% Rec			

Notes and Definitions

DL: Detection Limit
LOD: Limit of Detection
LOQ: Limit of Quantitation
H: Sample was analyzed past holding time.
J: The result is an estimated quantity. The associated numerical value is the approximate concentration of the analyte in the sample.

MICROBAC

Laboratory Report Number: M1C0514

Client Project ID: Longhorn

Microbac Laboratories Inc., - Marietta, OH

Explosives by HPLC

CERTIFICATE OF ANALYSIS
FORM I

Client ID:	DUP-04			**Collection Date:**	03/02/2021 08:30
Laboratory ID:	M1C0514-41RE1			**Prep Date:**	03/31/2021 19:00
Matrix:	Solid			**Analyzed:**	04/06/2021 17:52
Batch / Sequence:	B1C1692 / S1D0074	**Analytical Method:**	EPA 8330B	**Calibration:**	21D0006
Instrument:	HPLC5	**Units:**	ug/kg wet	**File ID:**	5L028073.D
Analyst:	JWR	**Dilution:**	1		

Sample Notes: H2

Analyte	CAS Number	Result	DL	LOD	LOQ	Flag	Qual
1,3-Dinitrobenzene	99-65-0	200	100	200	401	U	
2,4,6-Trinitrotoluene	118-96-7	200	100	200	401	U	
2,4-Dinitrotoluene	121-14-2	200	100	200	401	U	
2,6-Dinitrotoluene	606-20-2	200	100	200	401	U	
2-Amino-4,6-dinitrotoluene (2-am-dnt)	35572-78-2	200	100	200	401	U	
2-Nitrotoluene	88-72-2	200	100	200	401	U	
3-Nitrotoluene	99-08-1	200	100	200	401	U	
4-Amino-2,6-dinitrotoluene	19406-51-0	200	100	200	401	U	
4-Nitrotoluene	99-99-0	200	100	200	401	U	

Surrogate	Recovery	Limits	Units	Q	Qualifier	
1,2-Dinitrobenzene	86.2	78-119	% Rec			

Notes and Definitions

DL: Detection Limit
LOD: Limit of Detection
LOQ: Limit of Quantitation
H2: Initial analysis was within holding time. Reanalysis was past holding time.
U: The analyte was analyzed for but was not detected above the reported quantitation limit. The quantitation limit has been adjusted for any dilution or concentration of the sample.

MICROBAC

Laboratory Report Number: M1C0514

Client Project ID: Longhorn

Microbac Laboratories Inc., - Marietta, OH

Explosives by HPLC

CERTIFICATE OF ANALYSIS
FORM I

Client ID:	29SB126 (3-4)			**Collection Date:**	03/02/2021 14:37
Laboratory ID:	M1C0514-42RE1			**Prep Date:**	03/31/2021 19:00
Matrix:	Solid			**Analyzed:**	04/06/2021 18:20
Batch / Sequence:	B1C1692 / S1D0074	**Analytical Method:**	EPA 8330B	**Calibration:**	21D0006
Instrument:	HPLC5	**Units:**	ug/kg wet	**File ID:**	5L028074.D
Analyst:	JWR	**Dilution:**	1		

Sample Notes: H2

Analyte	CAS Number	Result	DL	LOD	LOQ	Flag	Qual
1,3-Dinitrobenzene	99-65-0	201	101	201	402	U	
2,4,6-Trinitrotoluene	118-96-7	201	101	201	402	U	
2,4-Dinitrotoluene	121-14-2	201	101	201	402	U	
2,6-Dinitrotoluene	606-20-2	201	101	201	402	U	
2-Amino-4,6-dinitrotoluene (2-am-dnt)	35572-78-2	201	101	201	402	U	
2-Nitrotoluene	88-72-2	201	101	201	402	U	
3-Nitrotoluene	99-08-1	201	101	201	402	U	
4-Amino-2,6-dinitrotoluene	19406-51-0	201	101	201	402	U	
4-Nitrotoluene	99-99-0	201	101	201	402	U	

Surrogate	Recovery	Limits	Units	Q	Qualifier	
1,2-Dinitrobenzene	86.3	78-119	% Rec			

Notes and Definitions

DL: Detection Limit
LOD: Limit of Detection
LOQ: Limit of Quantitation
H2: Initial analysis was within holding time. Reanalysis was past holding time.
U: The analyte was analyzed for but was not detected above the reported quantitation limit. The quantitation limit has been adjusted for any dilution or concentration of the sample.

MICROBAC

Laboratory Report Number: M1C0514

Client Project ID: Longhorn

Microbac Laboratories Inc., - Marietta, OH

Explosives by HPLC

CERTIFICATE OF ANALYSIS
FORM I

Client ID:	29SB126 (5-6)			**Collection Date:**	03/02/2021 14:39
Laboratory ID:	M1C0514-43RE1			**Prep Date:**	03/31/2021 19:00
Matrix:	Solid			**Analyzed:**	04/06/2021 18:48
Batch / Sequence:	B1C1692 / S1D0074	**Analytical Method:**	EPA 8330B	**Calibration:**	21D0006
Instrument:	HPLC5	**Units:**	ug/kg wet	**File ID:**	5L028075.D
Analyst:	JWR	**Dilution:**	1		

Sample Notes: H2

Analyte	CAS Number	Result	DL	LOD	LOQ	Flag	Qual
1,3-Dinitrobenzene	99-65-0	209	104	209	418	U	
2,4,6-Trinitrotoluene	118-96-7	209	104	209	418	U	
2,4-Dinitrotoluene	121-14-2	209	104	209	418	U	
2,6-Dinitrotoluene	606-20-2	209	104	209	418	U	
2-Amino-4,6-dinitrotoluene (2-am-dnt)	35572-78-2	209	104	209	418	U	
2-Nitrotoluene	88-72-2	209	104	209	418	U	
3-Nitrotoluene	99-08-1	209	104	209	418	U	
4-Amino-2,6-dinitrotoluene	19406-51-0	209	104	209	418	U	
4-Nitrotoluene	99-99-0	209	104	209	418	U	

Surrogate	Recovery	Limits	Units	Q	Qualifier	
1,2-Dinitrobenzene	88.1	78-119	% Rec			

Notes and Definitions

DL: Detection Limit
LOD: Limit of Detection
LOQ: Limit of Quantitation
H2: Initial analysis was within holding time. Reanalysis was past holding time.
U: The analyte was analyzed for but was not detected above the reported quantitation limit. The quantitation limit has been adjusted for any dilution or concentration of the sample.

MICROBAC

Laboratory Report Number: M1C0514

Client Project ID: Longhorn

Microbac Laboratories Inc., - Marietta, OH

Explosives by HPLC

CERTIFICATE OF ANALYSIS
FORM I

Client ID:	29SB126 (7-8)			**Collection Date:**	03/02/2021 14:41
Laboratory ID:	M1C0514-44RE1			**Prep Date:**	03/31/2021 19:00
Matrix:	Solid			**Analyzed:**	04/06/2021 19:17
Batch / Sequence:	B1C1692 / S1D0074	**Analytical Method:**	EPA 8330B	**Calibration:**	21D0006
Instrument:	HPLC5	**Units:**	ug/kg wet	**File ID:**	5L028076.D
Analyst:	JWR	**Dilution:**	1		

Sample Notes: H2

Analyte	CAS Number	Result	DL	LOD	LOQ	Flag	Qual
1,3-Dinitrobenzene	99-65-0	204	102	204	409	U	
2,4,6-Trinitrotoluene	118-96-7	204	102	204	409	U	
2,4-Dinitrotoluene	121-14-2	204	102	204	409	U	
2,6-Dinitrotoluene	606-20-2	204	102	204	409	U	
2-Amino-4,6-dinitrotoluene (2-am-dnt)	35572-78-2	204	102	204	409	U	
2-Nitrotoluene	88-72-2	204	102	204	409	U	
3-Nitrotoluene	99-08-1	204	102	204	409	U	
4-Amino-2,6-dinitrotoluene	19406-51-0	204	102	204	409	U	
4-Nitrotoluene	99-99-0	204	102	204	409	U	

Surrogate	Recovery	Limits	Units	Q	Qualifier	
1,2-Dinitrobenzene	86.8	78-119	% Rec			

Notes and Definitions

DL: Detection Limit
LOD: Limit of Detection
LOQ: Limit of Quantitation
H2: Initial analysis was within holding time. Reanalysis was past holding time.
U: The analyte was analyzed for but was not detected above the reported quantitation limit. The quantitation limit has been adjusted for any dilution or concentration of the sample.

MICROBAC

Laboratory Report Number: M1C0514

Client Project ID: Longhorn

Microbac Laboratories Inc., - Marietta, OH

Explosives by HPLC

CERTIFICATE OF ANALYSIS
FORM I

Client ID:	29SB132 (1-2)			**Collection Date:**	03/02/2021 14:53
Laboratory ID:	M1C0514-45RE1			**Prep Date:**	03/31/2021 19:00
Matrix:	Solid			**Analyzed:**	04/06/2021 21:09
Batch / Sequence:	B1C1692 / S1D0074	**Analytical Method:**	EPA 8330B	**Calibration:**	21D0006
Instrument:	HPLC5	**Units:**	ug/kg wet	**File ID:**	5L028080.D
Analyst:	JWR	**Dilution:**	1		

Sample Notes: H2

Analyte	CAS Number	Result	DL	LOD	LOQ	Flag	Qual
1,3-Dinitrobenzene	99-65-0	204	102	204	408	U	
2,4,6-Trinitrotoluene	118-96-7	204	102	204	408	U	
2,4-Dinitrotoluene	121-14-2	204	102	204	408	U	
2,6-Dinitrotoluene	606-20-2	204	102	204	408	U	
2-Amino-4,6-dinitrotoluene (2-am-dnt)	35572-78-2	204	102	204	408	U	
2-Nitrotoluene	88-72-2	204	102	204	408	U	
3-Nitrotoluene	99-08-1	204	102	204	408	U	
4-Amino-2,6-dinitrotoluene	19406-51-0	204	102	204	408	U	
4-Nitrotoluene	99-99-0	204	102	204	408	U	

Surrogate	Recovery	Limits	Units	Q	Qualifier	
1,2-Dinitrobenzene	86.5	78-119	% Rec			

Notes and Definitions

DL: Detection Limit
LOD: Limit of Detection
LOQ: Limit of Quantitation
H2: Initial analysis was within holding time. Reanalysis was past holding time.
U: The analyte was analyzed for but was not detected above the reported quantitation limit. The quantitation limit has been adjusted for any dilution or concentration of the sample.

MICROBAC

Laboratory Report Number: M1C0514

Client Project ID: Longhorn

Microbac Laboratories Inc., - Marietta, OH

Explosives by HPLC

CERTIFICATE OF ANALYSIS
FORM I

Client ID:	29SB132 (3-4)			**Collection Date:**	03/02/2021 14:55
Laboratory ID:	M1C0514-46RE1			**Prep Date:**	03/31/2021 19:00
Matrix:	Solid			**Analyzed:**	04/06/2021 21:37
Batch / Sequence:	B1C1692 / S1D0074	**Analytical Method:**	EPA 8330B	**Calibration:**	21D0006
Instrument:	HPLC5	**Units:**	ug/kg wet	**File ID:**	5L028081.D
Analyst:	JWR	**Dilution:**	1		

Sample Notes: H2

Analyte	CAS Number	Result	DL	LOD	LOQ	Flag	Qual
1,3-Dinitrobenzene	99-65-0	192	95.8	192	383	U	
2,4,6-Trinitrotoluene	118-96-7	192	95.8	192	383	U	
2,4-Dinitrotoluene	121-14-2	192	95.8	192	383	U	
2,6-Dinitrotoluene	606-20-2	192	95.8	192	383	U	
2-Amino-4,6-dinitrotoluene (2-am-dnt)	35572-78-2	192	95.8	192	383	U	
2-Nitrotoluene	88-72-2	192	95.8	192	383	U	
3-Nitrotoluene	99-08-1	192	95.8	192	383	U	
4-Amino-2,6-dinitrotoluene	19406-51-0	192	95.8	192	383	U	
4-Nitrotoluene	99-99-0	192	95.8	192	383	U	

Surrogate	Recovery	Limits	Units	Q	Qualifier	
1,2-Dinitrobenzene	87.0	78-119	% Rec			

Notes and Definitions

DL: Detection Limit
LOD: Limit of Detection
LOQ: Limit of Quantitation
H2: Initial analysis was within holding time. Reanalysis was past holding time.
U: The analyte was analyzed for but was not detected above the reported quantitation limit. The quantitation limit has been adjusted for any dilution or concentration of the sample.

MICROBAC

Laboratory Report Number: M1C0514

Client Project ID: Longhorn

Microbac Laboratories Inc., - Marietta, OH

Explosives by HPLC

CERTIFICATE OF ANALYSIS
FORM I

Client ID:	29SB132 (5-6)			**Collection Date:**	03/02/2021 14:57
Laboratory ID:	M1C0514-47RE1			**Prep Date:**	03/31/2021 19:00
Matrix:	Solid			**Analyzed:**	04/06/2021 22:06
Batch / Sequence:	B1C1692 / S1D0074	**Analytical Method:**	EPA 8330B	**Calibration:**	21D0006
Instrument:	HPLC5	**Units:**	ug/kg wet	**File ID:**	5L028082.D
Analyst:	JWR	**Dilution:**	1		

Sample Notes: H2

Analyte	CAS Number	Result	DL	LOD	LOQ	Flag	Qual
1,3-Dinitrobenzene	99-65-0	201	100	201	402	U	
2,4,6-Trinitrotoluene	118-96-7	201	100	201	402	U	
2,4-Dinitrotoluene	121-14-2	201	100	201	402	U	
2,6-Dinitrotoluene	606-20-2	201	100	201	402	U	
2-Amino-4,6-dinitrotoluene (2-am-dnt)	35572-78-2	201	100	201	402	U	
2-Nitrotoluene	88-72-2	201	100	201	402	U	
3-Nitrotoluene	99-08-1	201	100	201	402	U	
4-Amino-2,6-dinitrotoluene	19406-51-0	201	100	201	402	U	
4-Nitrotoluene	99-99-0	201	100	201	402	U	

Surrogate	Recovery	Limits	Units	Q	Qualifier	
1,2-Dinitrobenzene	85.0	78-119	% Rec			

Notes and Definitions

DL: Detection Limit
LOD: Limit of Detection
LOQ: Limit of Quantitation
H2: Initial analysis was within holding time. Reanalysis was past holding time.
U: The analyte was analyzed for but was not detected above the reported quantitation limit. The quantitation limit has been adjusted for any dilution or concentration of the sample.

MICROBAC

Laboratory Report Number: M1C0514

Client Project ID: Longhorn

Microbac Laboratories Inc., - Marietta, OH

Explosives by HPLC

CERTIFICATE OF ANALYSIS
FORM I

Client ID:	29SB132 (7-8)			**Collection Date:**	03/02/2021 14:59
Laboratory ID:	M1C0514-48RE1			**Prep Date:**	03/31/2021 19:00
Matrix:	Solid			**Analyzed:**	04/06/2021 22:34
Batch / Sequence:	B1C1692 / S1D0074	**Analytical Method:**	EPA 8330B	**Calibration:**	21D0006
Instrument:	HPLC5	**Units:**	ug/kg wet	**File ID:**	5L028083.D
Analyst:	JWR	**Dilution:**	1		

Sample Notes: H2

Analyte	CAS Number	Result	DL	LOD	LOQ	Flag	Qual
1,3-Dinitrobenzene	99-65-0	202	101	202	404	U	
2,4,6-Trinitrotoluene	118-96-7	202	101	202	404	U	
2,4-Dinitrotoluene	121-14-2	202	101	202	404	U	
2,6-Dinitrotoluene	606-20-2	202	101	202	404	U	
2-Amino-4,6-dinitrotoluene (2-am-dnt)	35572-78-2	202	101	202	404	U	
2-Nitrotoluene	88-72-2	202	101	202	404	U	
3-Nitrotoluene	99-08-1	202	101	202	404	U	
4-Amino-2,6-dinitrotoluene	19406-51-0	202	101	202	404	U	
4-Nitrotoluene	99-99-0	202	101	202	404	U	

Surrogate	Recovery	Limits	Units	Q	Qualifier	
1,2-Dinitrobenzene	85.0	78-119	% Rec			

Notes and Definitions

DL: Detection Limit
LOD: Limit of Detection
LOQ: Limit of Quantitation
H2: Initial analysis was within holding time. Reanalysis was past holding time.
U: The analyte was analyzed for but was not detected above the reported quantitation limit. The quantitation limit has been adjusted for any dilution or concentration of the sample.

MICROBAC

Laboratory Report Number: M1C0514

Client Project ID: Longhorn

Microbac Laboratories Inc., - Marietta, OH

Explosives by HPLC

CERTIFICATE OF ANALYSIS
FORM I

Client ID:	29SB133 (1-2)			**Collection Date:**	03/02/2021 15:05
Laboratory ID:	M1C0514-49RE1			**Prep Date:**	03/31/2021 19:00
Matrix:	Solid			**Analyzed:**	04/06/2021 23:02
Batch / Sequence:	B1C1692 / S1D0074	**Analytical Method:**	EPA 8330B	**Calibration:**	21D0006
Instrument:	HPLC5	**Units:**	ug/kg wet	**File ID:**	5L028084.D
Analyst:	JWR	**Dilution:**	1		

Sample Notes: H2

Analyte	CAS Number	Result	DL	LOD	LOQ	Flag	Qual
1,3-Dinitrobenzene	99-65-0	193	96.7	193	387	U	
2,4,6-Trinitrotoluene	118-96-7	193	96.7	193	387	U	
2,4-Dinitrotoluene	121-14-2	193	96.7	193	387	U	
2,6-Dinitrotoluene	606-20-2	193	96.7	193	387	U	
2-Amino-4,6-dinitrotoluene (2-am-dnt)	35572-78-2	193	96.7	193	387	U	
2-Nitrotoluene	88-72-2	193	96.7	193	387	U	
3-Nitrotoluene	99-08-1	193	96.7	193	387	U	
4-Amino-2,6-dinitrotoluene	19406-51-0	193	96.7	193	387	U	
4-Nitrotoluene	99-99-0	193	96.7	193	387	U	

Surrogate	Recovery	Limits	Units	Q	Qualifier	
1,2-Dinitrobenzene	85.2	78-119	% Rec			

Notes and Definitions

DL: Detection Limit
LOD: Limit of Detection
LOQ: Limit of Quantitation
H2: Initial analysis was within holding time. Reanalysis was past holding time.
U: The analyte was analyzed for but was not detected above the reported quantitation limit. The quantitation limit has been adjusted for any dilution or concentration of the sample.

MICROBAC

Laboratory Report Number: M1C0514

Client Project ID: Longhorn

Microbac Laboratories Inc., - Marietta, OH

Explosives by HPLC

CERTIFICATE OF ANALYSIS
FORM I

Client ID:	29SB133 (3-4)			**Collection Date:**	03/02/2021 15:07
Laboratory ID:	M1C0514-50RE1			**Prep Date:**	03/31/2021 19:00
Matrix:	Solid			**Analyzed:**	04/06/2021 23:30
Batch / Sequence:	B1C1692 / S1D0074	**Analytical Method:**	EPA 8330B	**Calibration:**	21D0006
Instrument:	HPLC5	**Units:**	ug/kg wet	**File ID:**	5L028085.D
Analyst:	JWR	**Dilution:**	1		

Sample Notes: H2

Analyte	CAS Number	Result	DL	LOD	LOQ	Flag	Qual
1,3-Dinitrobenzene	99-65-0	196	98.2	196	393	U	
2,4,6-Trinitrotoluene	118-96-7	196	98.2	196	393	U	
2,4-Dinitrotoluene	121-14-2	196	98.2	196	393	U	
2,6-Dinitrotoluene	606-20-2	196	98.2	196	393	U	
2-Amino-4,6-dinitrotoluene (2-am-dnt)	35572-78-2	196	98.2	196	393	U	
2-Nitrotoluene	88-72-2	196	98.2	196	393	U	
3-Nitrotoluene	99-08-1	196	98.2	196	393	U	
4-Amino-2,6-dinitrotoluene	19406-51-0	196	98.2	196	393	U	
4-Nitrotoluene	99-99-0	196	98.2	196	393	U	

Surrogate	Recovery	Limits	Units	Q	Qualifier	
1,2-Dinitrobenzene	83.5	78-119	% Rec			

Notes and Definitions

DL: Detection Limit
LOD: Limit of Detection
LOQ: Limit of Quantitation
H2: Initial analysis was within holding time. Reanalysis was past holding time.
U: The analyte was analyzed for but was not detected above the reported quantitation limit. The quantitation limit has been adjusted for any dilution or concentration of the sample.

MICROBAC

Laboratory Report Number: M1C0514

Client Project ID: Longhorn

Microbac Laboratories Inc., - Marietta, OH

Explosives by HPLC

CERTIFICATE OF ANALYSIS
FORM I

Client ID:	29SB133 (5-6)			**Collection Date:**	03/02/2021 15:09
Laboratory ID:	M1C0514-51RE1			**Prep Date:**	03/31/2021 19:00
Matrix:	Solid			**Analyzed:**	04/06/2021 23:58
Batch / Sequence:	B1C1692 / S1D0074	**Analytical Method:**	EPA 8330B	**Calibration:**	21D0006
Instrument:	HPLC5	**Units:**	ug/kg wet	**File ID:**	5L028086.D
Analyst:	JWR	**Dilution:**	1		

Sample Notes: H2

Analyte	CAS Number	Result	DL	LOD	LOQ	Flag	Qual
1,3-Dinitrobenzene	99-65-0	203	102	203	407	U	
2,4,6-Trinitrotoluene	118-96-7	203	102	203	407	U	
2,4-Dinitrotoluene	121-14-2	203	102	203	407	U	
2,6-Dinitrotoluene	606-20-2	203	102	203	407	U	
2-Amino-4,6-dinitrotoluene (2-am-dnt)	35572-78-2	203	102	203	407	U	
2-Nitrotoluene	88-72-2	203	102	203	407	U	
3-Nitrotoluene	99-08-1	203	102	203	407	U	
4-Amino-2,6-dinitrotoluene	19406-51-0	203	102	203	407	U	
4-Nitrotoluene	99-99-0	203	102	203	407	U	

Surrogate	Recovery	Limits	Units	Q	Qualifier	
1,2-Dinitrobenzene	85.6	78-119	% Rec			

Notes and Definitions

DL: Detection Limit
LOD: Limit of Detection
LOQ: Limit of Quantitation
H2: Initial analysis was within holding time. Reanalysis was past holding time.
U: The analyte was analyzed for but was not detected above the reported quantitation limit. The quantitation limit has been adjusted for any dilution or concentration of the sample.

MICROBAC

Laboratory Report Number: M1C0514

Client Project ID: Longhorn

Microbac Laboratories Inc., - Marietta, OH

Explosives by HPLC

CERTIFICATE OF ANALYSIS
FORM I

Client ID:	29SB133 (7-8)			**Collection Date:**	03/02/2021 15:11
Laboratory ID:	M1C0514-52RE1			**Prep Date:**	03/31/2021 19:00
Matrix:	Solid			**Analyzed:**	04/07/2021 00:55
Batch / Sequence:	B1C1692 / S1D0074	**Analytical Method:**	EPA 8330B	**Calibration:**	21D0006
Instrument:	HPLC5	**Units:**	ug/kg wet	**File ID:**	5L028088.D
Analyst:	JWR	**Dilution:**	1		

Sample Notes: H2

Analyte	CAS Number	Result	DL	LOD	LOQ	Flag	Qual
1,3-Dinitrobenzene	99-65-0	202	101	202	405	U	
2,4,6-Trinitrotoluene	118-96-7	202	101	202	405	U	
2,4-Dinitrotoluene	121-14-2	202	101	202	405	U	
2,6-Dinitrotoluene	606-20-2	202	101	202	405	U	
2-Amino-4,6-dinitrotoluene (2-am-dnt)	35572-78-2	202	101	202	405	U	
2-Nitrotoluene	88-72-2	202	101	202	405	U	
3-Nitrotoluene	99-08-1	202	101	202	405	U	
4-Amino-2,6-dinitrotoluene	19406-51-0	202	101	202	405	U	
4-Nitrotoluene	99-99-0	202	101	202	405	U	

Surrogate	Recovery	Limits	Units	Q	Qualifier	
1,2-Dinitrobenzene	84.9	78-119	% Rec			

Notes and Definitions

DL: Detection Limit
LOD: Limit of Detection
LOQ: Limit of Quantitation
H2: Initial analysis was within holding time. Reanalysis was past holding time.
U: The analyte was analyzed for but was not detected above the reported quantitation limit. The quantitation limit has been adjusted for any dilution or concentration of the sample.

MICROBAC

Laboratory Report Number: M1C0514

Client Project ID: Longhorn

Microbac Laboratories Inc., - Marietta, OH

Explosives by HPLC

CERTIFICATE OF ANALYSIS
FORM I

Client ID:	29SB130 (1-2)			**Collection Date:**	03/02/2021 15:15
Laboratory ID:	M1C0514-53RE1			**Prep Date:**	03/31/2021 19:00
Matrix:	Solid			**Analyzed:**	04/07/2021 01:23
Batch / Sequence:	B1C1692 / S1D0074	**Analytical Method:**	EPA 8330B	**Calibration:**	21D0006
Instrument:	HPLC5	**Units:**	ug/kg wet	**File ID:**	5L028089.D
Analyst:	JWR	**Dilution:**	1		

Sample Notes: H2

Analyte	CAS Number	Result	DL	LOD	LOQ	Flag	Qual
1,3-Dinitrobenzene	99-65-0	192	96.0	192	384	U	
2,4,6-Trinitrotoluene	118-96-7	192	96.0	192	384	U	
2,4-Dinitrotoluene	121-14-2	192	96.0	192	384	U	
2,6-Dinitrotoluene	606-20-2	192	96.0	192	384	U	
2-Amino-4,6-dinitrotoluene (2-am-dnt)	35572-78-2	192	96.0	192	384	U	
2-Nitrotoluene	88-72-2	192	96.0	192	384	U	
3-Nitrotoluene	99-08-1	192	96.0	192	384	U	
4-Amino-2,6-dinitrotoluene	19406-51-0	192	96.0	192	384	U	
4-Nitrotoluene	99-99-0	192	96.0	192	384	U	

Surrogate	Recovery	Limits	Units	Q	Qualifier	
1,2-Dinitrobenzene	83.0	78-119	% Rec			

Notes and Definitions

DL: Detection Limit
LOD: Limit of Detection
LOQ: Limit of Quantitation
H2: Initial analysis was within holding time. Reanalysis was past holding time.
U: The analyte was analyzed for but was not detected above the reported quantitation limit. The quantitation limit has been adjusted for any dilution or concentration of the sample.

MICROBAC

Laboratory Report Number: M1C0514

Client Project ID: Longhorn

Microbac Laboratories Inc., - Marietta, OH

Explosives by HPLC

CERTIFICATE OF ANALYSIS
FORM I

Client ID:	29SB130 (3-4)			**Collection Date:**	03/02/2021 15:17
Laboratory ID:	M1C0514-54RE1			**Prep Date:**	03/31/2021 19:00
Matrix:	Solid			**Analyzed:**	04/07/2021 01:51
Batch / Sequence:	B1C1692 / S1D0074	**Analytical Method:**	EPA 8330B	**Calibration:**	21D0006
Instrument:	HPLC5	**Units:**	ug/kg wet	**File ID:**	5L028090.D
Analyst:	JWR	**Dilution:**	1		

Sample Notes: H2

Analyte	CAS Number	Result	DL	LOD	LOQ	Flag	Qual
1,3-Dinitrobenzene	99-65-0	196	97.8	196	391	U	
2,4,6-Trinitrotoluene	118-96-7	196	97.8	196	391	U	
2,4-Dinitrotoluene	121-14-2	196	97.8	196	391	U	
2,6-Dinitrotoluene	606-20-2	196	97.8	196	391	U	
2-Amino-4,6-dinitrotoluene (2-am-dnt)	35572-78-2	196	97.8	196	391	U	
2-Nitrotoluene	88-72-2	196	97.8	196	391	U	
3-Nitrotoluene	99-08-1	196	97.8	196	391	U	
4-Amino-2,6-dinitrotoluene	19406-51-0	196	97.8	196	391	U	
4-Nitrotoluene	99-99-0	196	97.8	196	391	U	

Surrogate	Recovery	Limits	Units	Q	Qualifier	
1,2-Dinitrobenzene	85.0	78-119	% Rec			

Notes and Definitions

DL: Detection Limit
LOD: Limit of Detection
LOQ: Limit of Quantitation
H2: Initial analysis was within holding time. Reanalysis was past holding time.
U: The analyte was analyzed for but was not detected above the reported quantitation limit. The quantitation limit has been adjusted for any dilution or concentration of the sample.

MICROBAC

Laboratory Report Number: M1C0514

Client Project ID: Longhorn

Microbac Laboratories Inc., - Marietta, OH

Explosives by HPLC

CERTIFICATE OF ANALYSIS
FORM I

Client ID:	DUP-05			**Collection Date:**	03/02/2021 08:40
Laboratory ID:	M1C0514-55RE1			**Prep Date:**	03/31/2021 19:00
Matrix:	Solid			**Analyzed:**	04/07/2021 02:19
Batch / Sequence:	B1C1692 / S1D0074	**Analytical Method:**	EPA 8330B	**Calibration:**	21D0006
Instrument:	HPLC5	**Units:**	ug/kg wet	**File ID:**	5L028091.D
Analyst:	JWR	**Dilution:**	1		

Sample Notes: H2

Analyte	CAS Number	Result	DL	LOD	LOQ	Flag	Qual
1,3-Dinitrobenzene	99-65-0	192	96.2	192	385	U	
2,4,6-Trinitrotoluene	118-96-7	192	96.2	192	385	U	
2,4-Dinitrotoluene	121-14-2	192	96.2	192	385	U	
2,6-Dinitrotoluene	606-20-2	192	96.2	192	385	U	
2-Amino-4,6-dinitrotoluene (2-am-dnt)	35572-78-2	192	96.2	192	385	U	
2-Nitrotoluene	88-72-2	192	96.2	192	385	U	
3-Nitrotoluene	99-08-1	192	96.2	192	385	U	
4-Amino-2,6-dinitrotoluene	19406-51-0	192	96.2	192	385	U	
4-Nitrotoluene	99-99-0	192	96.2	192	385	U	

Surrogate	Recovery	Limits	Units	Q	Qualifier	
1,2-Dinitrobenzene	84.4	78-119	% Rec			

Notes and Definitions

DL: Detection Limit
LOD: Limit of Detection
LOQ: Limit of Quantitation
H2: Initial analysis was within holding time. Reanalysis was past holding time.
U: The analyte was analyzed for but was not detected above the reported quantitation limit. The quantitation limit has been adjusted for any dilution or concentration of the sample.

MICROBAC

Laboratory Report Number: M1C0514

Client Project ID: Longhorn

Microbac Laboratories Inc., - Marietta, OH

Explosives by HPLC

CERTIFICATE OF ANALYSIS
FORM I

Client ID:	29SB130 (5-6)			**Collection Date:**	03/02/2021 15:19
Laboratory ID:	M1C0514-56RE1			**Prep Date:**	03/31/2021 19:00
Matrix:	Solid			**Analyzed:**	04/07/2021 02:48
Batch / Sequence:	B1C1692 / S1D0074	**Analytical Method:**	EPA 8330B	**Calibration:**	21D0006
Instrument:	HPLC5	**Units:**	ug/kg wet	**File ID:**	5L028092.D
Analyst:	JWR	**Dilution:**	1		

Sample Notes: H2

Analyte	CAS Number	Result	DL	LOD	LOQ	Flag	Qual
1,3-Dinitrobenzene	99-65-0	199	99.7	199	399	U	
2,4,6-Trinitrotoluene	118-96-7	199	99.7	199	399	U	
2,4-Dinitrotoluene	121-14-2	199	99.7	199	399	U	
2,6-Dinitrotoluene	606-20-2	199	99.7	199	399	U	
2-Amino-4,6-dinitrotoluene (2-am-dnt)	35572-78-2	199	99.7	199	399	U	
2-Nitrotoluene	88-72-2	199	99.7	199	399	U	
3-Nitrotoluene	99-08-1	199	99.7	199	399	U	
4-Amino-2,6-dinitrotoluene	19406-51-0	199	99.7	199	399	U	
4-Nitrotoluene	99-99-0	199	99.7	199	399	U	

Surrogate	Recovery	Limits	Units	Q	Qualifier	
1,2-Dinitrobenzene	86.2	78-119	% Rec			

Notes and Definitions

DL: Detection Limit
LOD: Limit of Detection
LOQ: Limit of Quantitation
H2: Initial analysis was within holding time. Reanalysis was past holding time.
U: The analyte was analyzed for but was not detected above the reported quantitation limit. The quantitation limit has been adjusted for any dilution or concentration of the sample.

MICROBAC

Laboratory Report Number: M1C0514

Client Project ID: Longhorn

Microbac Laboratories Inc., - Marietta, OH

Explosives by HPLC

CERTIFICATE OF ANALYSIS
FORM I

Client ID:	29SB130 (7-8)			**Collection Date:**	03/02/2021 15:21
Laboratory ID:	M1C0514-57RE1			**Prep Date:**	03/31/2021 19:00
Matrix:	Solid			**Analyzed:**	04/07/2021 03:16
Batch / Sequence:	B1C1692 / S1D0074	**Analytical Method:**	EPA 8330B	**Calibration:**	21D0006
Instrument:	HPLC5	**Units:**	ug/kg wet	**File ID:**	5L028093.D
Analyst:	JWR	**Dilution:**	1		

Sample Notes: H2

Analyte	CAS Number	Result	DL	LOD	LOQ	Flag	Qual
1,3-Dinitrobenzene	99-65-0	197	98.3	197	393	U	
2,4,6-Trinitrotoluene	118-96-7	197	98.3	197	393	U	
2,4-Dinitrotoluene	121-14-2	197	98.3	197	393	U	
2,6-Dinitrotoluene	606-20-2	197	98.3	197	393	U	
2-Amino-4,6-dinitrotoluene (2-am-dnt)	35572-78-2	197	98.3	197	393	U	
2-Nitrotoluene	88-72-2	197	98.3	197	393	U	
3-Nitrotoluene	99-08-1	197	98.3	197	393	U	
4-Amino-2,6-dinitrotoluene	19406-51-0	197	98.3	197	393	U	
4-Nitrotoluene	99-99-0	197	98.3	197	393	U	

Surrogate	Recovery	Limits	Units	Q	Qualifier	
1,2-Dinitrobenzene	86.1	78-119	% Rec			

Notes and Definitions

DL: Detection Limit
LOD: Limit of Detection
LOQ: Limit of Quantitation
H2: Initial analysis was within holding time. Reanalysis was past holding time.
U: The analyte was analyzed for but was not detected above the reported quantitation limit. The quantitation limit has been adjusted for any dilution or concentration of the sample.

MICROBAC

Laboratory Report Number: M1C0514

Client Project ID: Longhorn

Microbac Laboratories Inc., - Marietta, OH

Explosives by HPLC

CERTIFICATE OF ANALYSIS
FORM I

Client ID:	29SB131 (1-2)			**Collection Date:**	03/02/2021 15:38
Laboratory ID:	M1C0514-58RE1			**Prep Date:**	03/31/2021 19:00
Matrix:	Solid			**Analyzed:**	04/07/2021 03:44
Batch / Sequence:	B1C1692 / S1D0074	**Analytical Method:**	EPA 8330B	**Calibration:**	21D0006
Instrument:	HPLC5	**Units:**	ug/kg wet	**File ID:**	5L028094.D
Analyst:	JWR	**Dilution:**	1		

Sample Notes: H2

Analyte	CAS Number	Result	DL	LOD	LOQ	Flag	Qual
1,3-Dinitrobenzene	99-65-0	197	98.3	197	393	U	
2,4,6-Trinitrotoluene	118-96-7	197	98.3	197	393	U	
2,4-Dinitrotoluene	121-14-2	197	98.3	197	393	U	
2,6-Dinitrotoluene	606-20-2	197	98.3	197	393	U	
2-Amino-4,6-dinitrotoluene (2-am-dnt)	35572-78-2	197	98.3	197	393	U	
2-Nitrotoluene	88-72-2	197	98.3	197	393	U	
3-Nitrotoluene	99-08-1	197	98.3	197	393	U	
4-Amino-2,6-dinitrotoluene	19406-51-0	197	98.3	197	393	U	
4-Nitrotoluene	99-99-0	197	98.3	197	393	U	

Surrogate	Recovery	Limits	Units	Q	Qualifier	
1,2-Dinitrobenzene	82.7	78-119	% Rec			

Notes and Definitions

DL: Detection Limit
LOD: Limit of Detection
LOQ: Limit of Quantitation
H2: Initial analysis was within holding time. Reanalysis was past holding time.
U: The analyte was analyzed for but was not detected above the reported quantitation limit. The quantitation limit has been adjusted for any dilution or concentration of the sample.

MICROBAC

Laboratory Report Number: M1C0514

Client Project ID: Longhorn

Microbac Laboratories Inc., - Marietta, OH

Explosives by HPLC

CERTIFICATE OF ANALYSIS
FORM I

Client ID:	29SB131 (3-4)			**Collection Date:**	03/02/2021 15:40
Laboratory ID:	M1C0514-59			**Prep Date:**	03/15/2021 16:30
Matrix:	Solid			**Analyzed:**	04/07/2021 13:56
Batch / Sequence:	B1C0835 / S1D0115	**Analytical Method:**	EPA 8330B	**Calibration:**	21D0006
Instrument:	HPLC5	**Units:**	ug/kg wet	**File ID:**	5L028101.D
Analyst:	ECL	**Dilution:**	1		

Analyte	CAS Number	Result	DL	LOD	LOQ	Flag	Qual
1,3-Dinitrobenzene	99-65-0	201	101	201	402	U	
2,4,6-Trinitrotoluene	118-96-7	201	101	201	402	U	Q3
2,4-Dinitrotoluene	121-14-2	201	101	201	402	U	
2,6-Dinitrotoluene	606-20-2	201	101	201	402	U	Q3
2-Amino-4,6-dinitrotoluene (2-am-dnt)	35572-78-2	201	101	201	402	U	
2-Nitrotoluene	88-72-2	201	101	201	402	U	
3-Nitrotoluene	99-08-1	201	101	201	402	U	
4-Amino-2,6-dinitrotoluene	19406-51-0	201	101	201	402	U	
4-Nitrotoluene	99-99-0	201	101	201	402	U	

Surrogate	Recovery	Limits	Units	Q	Qualifier	
1,2-Dinitrobenzene	59.3	78-119	% Rec	*	S2	

Notes and Definitions

DL: Detection Limit
LOD: Limit of Detection
LOQ: Limit of Quantitation
Q3: LCS recovery is below acceptance limits. The reported value is estimated.
S2: Surrogate recovery is below acceptance limits.
U: The analyte was analyzed for but was not detected above the reported quantitation limit. The quantitation limit has been adjusted for any dilution or concentration of the sample.

MICROBAC

Laboratory Report Number: M1C0514

Client Project ID: Longhorn

Microbac Laboratories Inc., - Marietta, OH

Explosives by HPLC

CERTIFICATE OF ANALYSIS
FORM I

Client ID:	29SB131 (5-6)			**Collection Date:**	03/02/2021 15:42
Laboratory ID:	M1C0514-60			**Prep Date:**	03/15/2021 16:30
Matrix:	Solid			**Analyzed:**	04/07/2021 14:24
Batch / Sequence:	B1C0835 / S1D0115	**Analytical Method:**	EPA 8330B	**Calibration:**	21D0006
Instrument:	HPLC5	**Units:**	ug/kg wet	**File ID:**	5L028102.D
Analyst:	ECL	**Dilution:**	1		

Analyte	CAS Number	Result	DL	LOD	LOQ	Flag	Qual
1,3-Dinitrobenzene	99-65-0	202	101	202	404	U	
2,4,6-Trinitrotoluene	118-96-7	202	101	202	404	U	Q3
2,4-Dinitrotoluene	121-14-2	202	101	202	404	U	
2,6-Dinitrotoluene	606-20-2	202	101	202	404	U	Q3
2-Amino-4,6-dinitrotoluene (2-am-dnt)	35572-78-2	202	101	202	404	U	
2-Nitrotoluene	88-72-2	202	101	202	404	U	
3-Nitrotoluene	99-08-1	202	101	202	404	U	
4-Amino-2,6-dinitrotoluene	19406-51-0	202	101	202	404	U	
4-Nitrotoluene	99-99-0	202	101	202	404	U	

Surrogate	Recovery	Limits	Units	Q	Qualifier	
1,2-Dinitrobenzene	53.0	78-119	% Rec	*	S2	

Notes and Definitions

DL: Detection Limit
LOD: Limit of Detection
LOQ: Limit of Quantitation
Q3: LCS recovery is below acceptance limits. The reported value is estimated.
S2: Surrogate recovery is below acceptance limits.
U: The analyte was analyzed for but was not detected above the reported quantitation limit. The quantitation limit has been adjusted for any dilution or concentration of the sample.

MICROBAC

Laboratory Report Number: M1C0514

Client Project ID: Longhorn

Microbac Laboratories Inc., - Marietta, OH

Explosives by HPLC

CERTIFICATE OF ANALYSIS
FORM I

Client ID:	29SB131 (5-6)			**Collection Date:**	03/02/2021 15:42
Laboratory ID:	M1C0514-60RE1			**Prep Date:**	04/09/2021 14:23
Matrix:	Solid			**Analyzed:**	04/12/2021 22:03
Batch / Sequence:	B1D0537 / S1D0218	**Analytical Method:**	EPA 8330B	**Calibration:**	21D0006
Instrument:	HPLC5	**Units:**	ug/kg wet	**File ID:**	5L028337.D
Analyst:	JWR	**Dilution:**	1		

Sample Notes: H2

Analyte	CAS Number	Result	DL	LOD	LOQ	Flag	Qual
1,3-Dinitrobenzene	99-65-0	210	105	210	419	U	
2,4,6-Trinitrotoluene	118-96-7	210	105	210	419	U	
2,4-Dinitrotoluene	121-14-2	210	105	210	419	U	Q2
2,6-Dinitrotoluene	606-20-2	210	105	210	419	U	
2-Amino-4,6-dinitrotoluene (2-am-dnt)	35572-78-2	210	105	210	419	U	
2-Nitrotoluene	88-72-2	210	105	210	419	U	
3-Nitrotoluene	99-08-1	210	105	210	419	U	
4-Amino-2,6-dinitrotoluene	19406-51-0	210	105	210	419	U	
4-Nitrotoluene	99-99-0	210	105	210	419	U	

Surrogate	Recovery	Limits	Units	Q	Qualifier	
1,2-Dinitrobenzene	80.6	78-119	% Rec			

Notes and Definitions

DL: Detection Limit
LOD: Limit of Detection
LOQ: Limit of Quantitation
H2: Initial analysis was within holding time. Reanalysis was past holding time.
Q2: LCS recovery is above acceptance limits. However there is no impact on the reported value.
U: The analyte was analyzed for but was not detected above the reported quantitation limit. The quantitation limit has been adjusted for any dilution or concentration of the sample.

MICROBAC

Laboratory Report Number: M1C0514

Client Project ID: Longhorn

Microbac Laboratories Inc., - Marietta, OH

Explosives by HPLC

CERTIFICATE OF ANALYSIS
FORM I

Client ID:	29SB131 (7-8)			**Collection Date:**	03/02/2021 15:44
Laboratory ID:	M1C0514-61			**Prep Date:**	03/15/2021 16:30
Matrix:	Solid			**Analyzed:**	04/07/2021 14:52
Batch / Sequence:	B1C0835 / S1D0115	**Analytical Method:**	EPA 8330B	**Calibration:**	21D0006
Instrument:	HPLC5	**Units:**	ug/kg wet	**File ID:**	5L028103.D
Analyst:	ECL	**Dilution:**	1		

Analyte	CAS Number	Result	DL	LOD	LOQ	Flag	Qual
1,3-Dinitrobenzene	99-65-0	197	98.6	197	394	U	
2,4,6-Trinitrotoluene	118-96-7	197	98.6	197	394	U	Q3
2,4-Dinitrotoluene	121-14-2	197	98.6	197	394	U	
2,6-Dinitrotoluene	606-20-2	197	98.6	197	394	U	Q3
2-Amino-4,6-dinitrotoluene (2-am-dnt)	35572-78-2	197	98.6	197	394	U	
2-Nitrotoluene	88-72-2	197	98.6	197	394	U	
3-Nitrotoluene	99-08-1	197	98.6	197	394	U	
4-Amino-2,6-dinitrotoluene	19406-51-0	197	98.6	197	394	U	
4-Nitrotoluene	99-99-0	197	98.6	197	394	U	

Surrogate	Recovery	Limits	Units	Q	Qualifier	
1,2-Dinitrobenzene	52.6	78-119	% Rec	*	S2	

Notes and Definitions

DL: Detection Limit
LOD: Limit of Detection
LOQ: Limit of Quantitation
Q3: LCS recovery is below acceptance limits. The reported value is estimated.
S2: Surrogate recovery is below acceptance limits.
U: The analyte was analyzed for but was not detected above the reported quantitation limit. The quantitation limit has been adjusted for any dilution or concentration of the sample.

MICROBAC

Laboratory Report Number: M1C0514

Client Project ID: Longhorn

Microbac Laboratories Inc., - Marietta, OH

Explosives by HPLC

CERTIFICATE OF ANALYSIS
FORM I

Client ID:	29SB131 (7-8)			**Collection Date:**	03/02/2021 15:44
Laboratory ID:	M1C0514-61RE1			**Prep Date:**	04/09/2021 14:23
Matrix:	Solid			**Analyzed:**	04/12/2021 22:32
Batch / Sequence:	B1D0537 / S1D0218	**Analytical Method:**	EPA 8330B	**Calibration:**	21D0006
Instrument:	HPLC5	**Units:**	ug/kg wet	**File ID:**	5L028338.D
Analyst:	JWR	**Dilution:**	1		

Sample Notes: H2

Analyte	CAS Number	Result	DL	LOD	LOQ	Flag	Qual
1,3-Dinitrobenzene	99-65-0	200	99.8	200	399	U	
2,4,6-Trinitrotoluene	118-96-7	200	99.8	200	399	U	
2,4-Dinitrotoluene	121-14-2	200	99.8	200	399	U	Q2
2,6-Dinitrotoluene	606-20-2	200	99.8	200	399	U	
2-Amino-4,6-dinitrotoluene (2-am-dnt)	35572-78-2	200	99.8	200	399	U	
2-Nitrotoluene	88-72-2	200	99.8	200	399	U	
3-Nitrotoluene	99-08-1	200	99.8	200	399	U	
4-Amino-2,6-dinitrotoluene	19406-51-0	200	99.8	200	399	U	
4-Nitrotoluene	99-99-0	200	99.8	200	399	U	

Surrogate	Recovery	Limits	Units	Q	Qualifier	
1,2-Dinitrobenzene	79.1	78-119	% Rec			

Notes and Definitions

DL: Detection Limit
LOD: Limit of Detection
LOQ: Limit of Quantitation
H2: Initial analysis was within holding time. Reanalysis was past holding time.
Q2: LCS recovery is above acceptance limits. However there is no impact on the reported value.
U: The analyte was analyzed for but was not detected above the reported quantitation limit. The quantitation limit has been adjusted for any dilution or concentration of the sample.

MICROBAC

Laboratory Report Number: M1C0514

Client Project ID: Longhorn

Microbac Laboratories Inc., - Marietta, OH

Explosives by HPLC

CERTIFICATE OF ANALYSIS
FORM I

Client ID:	29SB127 (1-2)			**Collection Date:**	03/03/2021 07:50
Laboratory ID:	M1C0514-62			**Prep Date:**	03/15/2021 16:30
Matrix:	Solid			**Analyzed:**	04/07/2021 16:16
Batch / Sequence:	B1C0835 / S1D0115	**Analytical Method:**	EPA 8330B	**Calibration:**	21D0006
Instrument:	HPLC5	**Units:**	ug/kg wet	**File ID:**	5L028106.D
Analyst:	ECL	**Dilution:**	1		

Analyte	CAS Number	Result	DL	LOD	LOQ	Flag	Qual
1,3-Dinitrobenzene	99-65-0	194	97.2	194	389	U	
2,4,6-Trinitrotoluene	118-96-7	194	97.2	194	389	U	Q3
2,4-Dinitrotoluene	121-14-2	194	97.2	194	389	U	
2,6-Dinitrotoluene	606-20-2	194	97.2	194	389	U	Q3
2-Amino-4,6-dinitrotoluene (2-am-dnt)	35572-78-2	194	97.2	194	389	U	
2-Nitrotoluene	88-72-2	194	97.2	194	389	U	
3-Nitrotoluene	99-08-1	194	97.2	194	389	U	
4-Amino-2,6-dinitrotoluene	19406-51-0	194	97.2	194	389	U	
4-Nitrotoluene	99-99-0	194	97.2	194	389	U	

Surrogate	Recovery	Limits	Units	Q	Qualifier	
1,2-Dinitrobenzene	41.5	78-119	% Rec	*	S2	

Notes and Definitions

DL: Detection Limit
LOD: Limit of Detection
LOQ: Limit of Quantitation
Q3: LCS recovery is below acceptance limits. The reported value is estimated.
S2: Surrogate recovery is below acceptance limits.
U: The analyte was analyzed for but was not detected above the reported quantitation limit. The quantitation limit has been adjusted for any dilution or concentration of the sample.

MICROBAC

Laboratory Report Number: M1C0514

Client Project ID: Longhorn

Microbac Laboratories Inc., - Marietta, OH

Explosives by HPLC

CERTIFICATE OF ANALYSIS
FORM I

Client ID:	29SB127 (1-2)			**Collection Date:**	03/03/2021 07:50
Laboratory ID:	M1C0514-62RE1			**Prep Date:**	04/09/2021 14:23
Matrix:	Solid			**Analyzed:**	04/12/2021 23:00
Batch / Sequence:	B1D0537 / S1D0218	**Analytical Method:**	EPA 8330B	**Calibration:**	21D0006
Instrument:	HPLC5	**Units:**	ug/kg wet	**File ID:**	5L028339.D
Analyst:	JWR	**Dilution:**	1		

Sample Notes: H2

Analyte	CAS Number	Result	DL	LOD	LOQ	Flag	Qual
1,3-Dinitrobenzene	99-65-0	191	95.4	191	382	U	
2,4,6-Trinitrotoluene	118-96-7	191	95.4	191	382	U	
2,4-Dinitrotoluene	121-14-2	191	95.4	191	382	U	Q2
2,6-Dinitrotoluene	606-20-2	191	95.4	191	382	U	
2-Amino-4,6-dinitrotoluene (2-am-dnt)	35572-78-2	191	95.4	191	382	U	
2-Nitrotoluene	88-72-2	191	95.4	191	382	U	
3-Nitrotoluene	99-08-1	191	95.4	191	382	U	
4-Amino-2,6-dinitrotoluene	19406-51-0	191	95.4	191	382	U	
4-Nitrotoluene	99-99-0	191	95.4	191	382	U	

Surrogate	Recovery	Limits	Units	Q	Qualifier	
1,2-Dinitrobenzene	83.3	78-119	% Rec			

Notes and Definitions

DL: Detection Limit
LOD: Limit of Detection
LOQ: Limit of Quantitation
H2: Initial analysis was within holding time. Reanalysis was past holding time.
Q2: LCS recovery is above acceptance limits. However there is no impact on the reported value.
U: The analyte was analyzed for but was not detected above the reported quantitation limit. The quantitation limit has been adjusted for any dilution or concentration of the sample.

MICROBAC

Laboratory Report Number: M1C0514

Client Project ID: Longhorn

Microbac Laboratories Inc., - Marietta, OH

Explosives by HPLC

CERTIFICATE OF ANALYSIS
FORM I

Client ID:	29SB127 (3-4)			**Collection Date:**	03/03/2021 07:52
Laboratory ID:	M1C0514-63			**Prep Date:**	03/15/2021 16:30
Matrix:	Solid			**Analyzed:**	04/07/2021 17:13
Batch / Sequence:	B1C0835 / S1D0115	**Analytical Method:**	EPA 8330B	**Calibration:**	21D0006
Instrument:	HPLC5	**Units:**	ug/kg wet	**File ID:**	5L028108.D
Analyst:	ECL	**Dilution:**	1		

Analyte	CAS Number	Result	DL	LOD	LOQ	Flag	Qual
1,3-Dinitrobenzene	99-65-0	195	97.3	195	389	U	
2,4,6-Trinitrotoluene	118-96-7	195	97.3	195	389	U	Q3
2,4-Dinitrotoluene	121-14-2	195	97.3	195	389	U	
2,6-Dinitrotoluene	606-20-2	195	97.3	195	389	U	Q3
2-Amino-4,6-dinitrotoluene (2-am-dnt)	35572-78-2	195	97.3	195	389	U	
2-Nitrotoluene	88-72-2	195	97.3	195	389	U	
3-Nitrotoluene	99-08-1	195	97.3	195	389	U	
4-Amino-2,6-dinitrotoluene	19406-51-0	195	97.3	195	389	U	
4-Nitrotoluene	99-99-0	195	97.3	195	389	U	

Surrogate	Recovery	Limits	Units	Q	Qualifier	
1,2-Dinitrobenzene	79.9	78-119	% Rec			

Notes and Definitions

DL: Detection Limit
LOD: Limit of Detection
LOQ: Limit of Quantitation
Q3: LCS recovery is below acceptance limits. The reported value is estimated.
U: The analyte was analyzed for but was not detected above the reported quantitation limit. The quantitation limit has been adjusted for any dilution or concentration of the sample.

MICROBAC

Laboratory Report Number: M1C0514

Client Project ID: Longhorn

Microbac Laboratories Inc., - Marietta, OH

Explosives by HPLC

CERTIFICATE OF ANALYSIS
FORM I

Client ID:	DUP-06			**Collection Date:**	03/03/2021 07:45
Laboratory ID:	M1C0514-64			**Prep Date:**	03/15/2021 16:30
Matrix:	Solid			**Analyzed:**	04/07/2021 17:41
Batch / Sequence:	B1C0835 / S1D0115	**Analytical Method:**	EPA 8330B	**Calibration:**	21D0006
Instrument:	HPLC5	**Units:**	ug/kg wet	**File ID:**	5L028109.D
Analyst:	ECL	**Dilution:**	1		

Analyte	CAS Number	Result	DL	LOD	LOQ	Flag	Qual
1,3-Dinitrobenzene	99-65-0	200	99.9	200	400	U	
2,4,6-Trinitrotoluene	118-96-7	200	99.9	200	400	U	Q3
2,4-Dinitrotoluene	121-14-2	200	99.9	200	400	U	
2,6-Dinitrotoluene	606-20-2	200	99.9	200	400	U	Q3
2-Amino-4,6-dinitrotoluene (2-am-dnt)	35572-78-2	200	99.9	200	400	U	
2-Nitrotoluene	88-72-2	200	99.9	200	400	U	
3-Nitrotoluene	99-08-1	200	99.9	200	400	U	
4-Amino-2,6-dinitrotoluene	19406-51-0	200	99.9	200	400	U	
4-Nitrotoluene	99-99-0	200	99.9	200	400	U	

Surrogate	Recovery	Limits	Units	Q	Qualifier	
1,2-Dinitrobenzene	53.9	78-119	% Rec	*	S2	

Notes and Definitions

DL: Detection Limit
LOD: Limit of Detection
LOQ: Limit of Quantitation
Q3: LCS recovery is below acceptance limits. The reported value is estimated.
S2: Surrogate recovery is below acceptance limits.
U: The analyte was analyzed for but was not detected above the reported quantitation limit. The quantitation limit has been adjusted for any dilution or concentration of the sample.

MICROBAC

Laboratory Report Number: M1C0514

Client Project ID: Longhorn

Microbac Laboratories Inc., - Marietta, OH

Explosives by HPLC

CERTIFICATE OF ANALYSIS
FORM I

Client ID:	DUP-06			**Collection Date:**	03/03/2021 07:45
Laboratory ID:	M1C0514-64RE2			**Prep Date:**	04/09/2021 14:23
Matrix:	Solid			**Analyzed:**	04/12/2021 23:28
Batch / Sequence:	B1D0537 / S1D0218	**Analytical Method:**	EPA 8330B	**Calibration:**	21D0006
Instrument:	HPLC5	**Units:**	ug/kg wet	**File ID:**	5L028340.D
Analyst:	JWR	**Dilution:**	1		

Sample Notes: H2

Analyte	CAS Number	Result	DL	LOD	LOQ	Flag	Qual
1,3-Dinitrobenzene	99-65-0	207	104	207	414	U	
2,4,6-Trinitrotoluene	118-96-7	207	104	207	414	U	
2,4-Dinitrotoluene	121-14-2	207	104	207	414	U	Q2
2,6-Dinitrotoluene	606-20-2	207	104	207	414	U	
2-Amino-4,6-dinitrotoluene (2-am-dnt)	35572-78-2	207	104	207	414	U	
2-Nitrotoluene	88-72-2	207	104	207	414	U	
3-Nitrotoluene	99-08-1	207	104	207	414	U	
4-Amino-2,6-dinitrotoluene	19406-51-0	207	104	207	414	U	
4-Nitrotoluene	99-99-0	207	104	207	414	U	

Surrogate	Recovery	Limits	Units	Q	Qualifier	
1,2-Dinitrobenzene	82.8	78-119	% Rec			

Notes and Definitions

DL: Detection Limit
LOD: Limit of Detection
LOQ: Limit of Quantitation
H2: Initial analysis was within holding time. Reanalysis was past holding time.
Q2: LCS recovery is above acceptance limits. However there is no impact on the reported value.
U: The analyte was analyzed for but was not detected above the reported quantitation limit. The quantitation limit has been adjusted for any dilution or concentration of the sample.

MICROBAC

Laboratory Report Number: M1C0514

Client Project ID: Longhorn

Microbac Laboratories Inc., - Marietta, OH

Explosives by HPLC

CERTIFICATE OF ANALYSIS
FORM I

Client ID:	29SB127 (5-6)			**Collection Date:**	03/03/2021 07:54
Laboratory ID:	M1C0514-65			**Prep Date:**	03/15/2021 16:30
Matrix:	Solid			**Analyzed:**	04/07/2021 18:09
Batch / Sequence:	B1C0835 / S1D0115	**Analytical Method:**	EPA 8330B	**Calibration:**	21D0006
Instrument:	HPLC5	**Units:**	ug/kg wet	**File ID:**	5L028110.D
Analyst:	ECL	**Dilution:**	1		

Analyte	CAS Number	Result	DL	LOD	LOQ	Flag	Qual
1,3-Dinitrobenzene	99-65-0	203	101	203	406	U	
2,4,6-Trinitrotoluene	118-96-7	203	101	203	406	U	Q3
2,4-Dinitrotoluene	121-14-2	203	101	203	406	U	
2,6-Dinitrotoluene	606-20-2	203	101	203	406	U	Q3
2-Amino-4,6-dinitrotoluene (2-am-dnt)	35572-78-2	203	101	203	406	U	
2-Nitrotoluene	88-72-2	203	101	203	406	U	
3-Nitrotoluene	99-08-1	203	101	203	406	U	
4-Amino-2,6-dinitrotoluene	19406-51-0	203	101	203	406	U	
4-Nitrotoluene	99-99-0	203	101	203	406	U	

Surrogate	Recovery	Limits	Units	Q	Qualifier	
1,2-Dinitrobenzene	79.6	78-119	% Rec			

Notes and Definitions

DL: Detection Limit
LOD: Limit of Detection
LOQ: Limit of Quantitation
Q3: LCS recovery is below acceptance limits. The reported value is estimated.
U: The analyte was analyzed for but was not detected above the reported quantitation limit. The quantitation limit has been adjusted for any dilution or concentration of the sample.

MICROBAC

Laboratory Report Number: M1C0514

Client Project ID: Longhorn

Microbac Laboratories Inc., - Marietta, OH

Explosives by HPLC

CERTIFICATE OF ANALYSIS
FORM I

Client ID:	29SB127 (7-8)			**Collection Date:**	03/03/2021 07:56
Laboratory ID:	M1C0514-66			**Prep Date:**	03/15/2021 16:30
Matrix:	Solid			**Analyzed:**	04/07/2021 18:37
Batch / Sequence:	B1C0835 / S1D0115	**Analytical Method:**	EPA 8330B	**Calibration:**	21D0006
Instrument:	HPLC5	**Units:**	ug/kg wet	**File ID:**	5L028111.D
Analyst:	ECL	**Dilution:**	1		

Analyte	CAS Number	Result	DL	LOD	LOQ	Flag	Qual
1,3-Dinitrobenzene	99-65-0	207	104	207	415	U	
2,4,6-Trinitrotoluene	118-96-7	207	104	207	415	U	Q3
2,4-Dinitrotoluene	121-14-2	207	104	207	415	U	
2,6-Dinitrotoluene	606-20-2	207	104	207	415	U	Q3
2-Amino-4,6-dinitrotoluene (2-am-dnt)	35572-78-2	207	104	207	415	U	
2-Nitrotoluene	88-72-2	207	104	207	415	U	
3-Nitrotoluene	99-08-1	207	104	207	415	U	
4-Amino-2,6-dinitrotoluene	19406-51-0	207	104	207	415	U	
4-Nitrotoluene	99-99-0	207	104	207	415	U	

Surrogate	Recovery	Limits	Units	Q	Qualifier	
1,2-Dinitrobenzene	40.6	78-119	% Rec	*	S2	

Notes and Definitions

DL: Detection Limit
LOD: Limit of Detection
LOQ: Limit of Quantitation
Q3: LCS recovery is below acceptance limits. The reported value is estimated.
S2: Surrogate recovery is below acceptance limits.
U: The analyte was analyzed for but was not detected above the reported quantitation limit. The quantitation limit has been adjusted for any dilution or concentration of the sample.

MICROBAC

Laboratory Report Number: M1C0514

Client Project ID: Longhorn

Microbac Laboratories Inc., - Marietta, OH

Explosives by HPLC

CERTIFICATE OF ANALYSIS
FORM I

Client ID:	29SB127 (7-8)			**Collection Date:**	03/03/2021 07:56
Laboratory ID:	M1C0514-66RE1			**Prep Date:**	04/09/2021 14:23
Matrix:	Solid			**Analyzed:**	04/13/2021 00:53
Batch / Sequence:	B1D0537 / S1D0218	**Analytical Method:**	EPA 8330B	**Calibration:**	21D0006
Instrument:	HPLC5	**Units:**	ug/kg wet	**File ID:**	5L028343.D
Analyst:	JWR	**Dilution:**	1		

Sample Notes: H2

Analyte	CAS Number	Result	DL	LOD	LOQ	Flag	Qual
1,3-Dinitrobenzene	99-65-0	194	97.2	194	389	U	
2,4,6-Trinitrotoluene	118-96-7	194	97.2	194	389	U	
2,4-Dinitrotoluene	121-14-2	194	97.2	194	389	U	Q2
2,6-Dinitrotoluene	606-20-2	194	97.2	194	389	U	
2-Amino-4,6-dinitrotoluene (2-am-dnt)	35572-78-2	194	97.2	194	389	U	
2-Nitrotoluene	88-72-2	194	97.2	194	389	U	
3-Nitrotoluene	99-08-1	194	97.2	194	389	U	
4-Amino-2,6-dinitrotoluene	19406-51-0	194	97.2	194	389	U	
4-Nitrotoluene	99-99-0	194	97.2	194	389	U	

Surrogate	Recovery	Limits	Units	Q	Qualifier	
1,2-Dinitrobenzene	85.8	78-119	% Rec			

Notes and Definitions

DL: Detection Limit
LOD: Limit of Detection
LOQ: Limit of Quantitation
H2: Initial analysis was within holding time. Reanalysis was past holding time.
Q2: LCS recovery is above acceptance limits. However there is no impact on the reported value.
U: The analyte was analyzed for but was not detected above the reported quantitation limit. The quantitation limit has been adjusted for any dilution or concentration of the sample.

MICROBAC

Laboratory Report Number: M1C0514

Client Project ID: Longhorn

Microbac Laboratories Inc., - Marietta, OH

Explosives by HPLC

CERTIFICATE OF ANALYSIS
FORM I

Client ID:	29SB128 (1-2)			**Collection Date:**	03/03/2021 08:05
Laboratory ID:	M1C0514-67			**Prep Date:**	03/15/2021 16:30
Matrix:	Solid			**Analyzed:**	04/07/2021 20:02
Batch / Sequence:	B1C0835 / S1D0115	**Analytical Method:**	EPA 8330B	**Calibration:**	21D0006
Instrument:	HPLC5	**Units:**	ug/kg wet	**File ID:**	5L028114.D
Analyst:	ECL	**Dilution:**	1		

Analyte	CAS Number	Result	DL	LOD	LOQ	Flag	Qual
1,3-Dinitrobenzene	99-65-0	206	103	206	412	U	
2,4,6-Trinitrotoluene	118-96-7	206	103	206	412	U	Q3
2,4-Dinitrotoluene	121-14-2	206	103	206	412	U	
2,6-Dinitrotoluene	606-20-2	206	103	206	412	U	Q3
2-Amino-4,6-dinitrotoluene (2-am-dnt)	35572-78-2	206	103	206	412	U	
2-Nitrotoluene	88-72-2	206	103	206	412	U	
3-Nitrotoluene	99-08-1	206	103	206	412	U	
4-Amino-2,6-dinitrotoluene	19406-51-0	206	103	206	412	U	
4-Nitrotoluene	99-99-0	206	103	206	412	U	

Surrogate	Recovery	Limits	Units	Q	Qualifier	
1,2-Dinitrobenzene	33.5	78-119	% Rec	*	S2	

Notes and Definitions

DL: Detection Limit
LOD: Limit of Detection
LOQ: Limit of Quantitation
Q3: LCS recovery is below acceptance limits. The reported value is estimated.
S2: Surrogate recovery is below acceptance limits.
U: The analyte was analyzed for but was not detected above the reported quantitation limit. The quantitation limit has been adjusted for any dilution or concentration of the sample.

MICROBAC

Laboratory Report Number: M1C0514

Client Project ID: Longhorn

Microbac Laboratories Inc., - Marietta, OH

Explosives by HPLC

CERTIFICATE OF ANALYSIS
FORM I

Client ID:	29SB128 (1-2)			**Collection Date:**	03/03/2021 08:05
Laboratory ID:	M1C0514-67RE1			**Prep Date:**	04/09/2021 14:23
Matrix:	Solid			**Analyzed:**	04/13/2021 01:21
Batch / Sequence:	B1D0537 / S1D0218	**Analytical Method:**	EPA 8330B	**Calibration:**	21D0006
Instrument:	HPLC5	**Units:**	ug/kg wet	**File ID:**	5L028344.D
Analyst:	JWR	**Dilution:**	1		

Sample Notes: H2

Analyte	CAS Number	Result	DL	LOD	LOQ	Flag	Qual
1,3-Dinitrobenzene	99-65-0	202	101	202	403	U	
2,4,6-Trinitrotoluene	118-96-7	202	101	202	403	U	
2,4-Dinitrotoluene	121-14-2	202	101	202	403	U	Q2
2,6-Dinitrotoluene	606-20-2	202	101	202	403	U	
2-Amino-4,6-dinitrotoluene (2-am-dnt)	35572-78-2	202	101	202	403	U	
2-Nitrotoluene	88-72-2	202	101	202	403	U	
3-Nitrotoluene	99-08-1	202	101	202	403	U	
4-Amino-2,6-dinitrotoluene	19406-51-0	202	101	202	403	U	
4-Nitrotoluene	99-99-0	202	101	202	403	U	

Surrogate	Recovery	Limits	Units	Q	Qualifier	
1,2-Dinitrobenzene	82.1	78-119	% Rec			

Notes and Definitions

DL: Detection Limit
LOD: Limit of Detection
LOQ: Limit of Quantitation
H2: Initial analysis was within holding time. Reanalysis was past holding time.
Q2: LCS recovery is above acceptance limits. However there is no impact on the reported value.
U: The analyte was analyzed for but was not detected above the reported quantitation limit. The quantitation limit has been adjusted for any dilution or concentration of the sample.

MICROBAC

Laboratory Report Number: M1C0514

Client Project ID: Longhorn

Microbac Laboratories Inc., - Marietta, OH

Explosives by HPLC

CERTIFICATE OF ANALYSIS
FORM I

Client ID:	29SB128 (3-4)			**Collection Date:**	03/03/2021 08:07
Laboratory ID:	M1C0514-68			**Prep Date:**	03/15/2021 16:30
Matrix:	Solid			**Analyzed:**	04/07/2021 20:30
Batch / Sequence:	B1C0835 / S1D0115	**Analytical Method:**	EPA 8330B	**Calibration:**	21D0006
Instrument:	HPLC5	**Units:**	ug/kg wet	**File ID:**	5L028115.D
Analyst:	ECL	**Dilution:**	1		

Analyte	CAS Number	Result	DL	LOD	LOQ	Flag	Qual
1,3-Dinitrobenzene	99-65-0	204	102	204	408	U	
2,4,6-Trinitrotoluene	118-96-7	204	102	204	408	U	Q3
2,4-Dinitrotoluene	121-14-2	204	102	204	408	U	
2,6-Dinitrotoluene	606-20-2	204	102	204	408	U	Q3
2-Amino-4,6-dinitrotoluene (2-am-dnt)	35572-78-2	204	102	204	408	U	
2-Nitrotoluene	88-72-2	204	102	204	408	U	
3-Nitrotoluene	99-08-1	204	102	204	408	U	
4-Amino-2,6-dinitrotoluene	19406-51-0	204	102	204	408	U	
4-Nitrotoluene	99-99-0	204	102	204	408	U	

Surrogate	Recovery	Limits	Units	Q	Qualifier	
1,2-Dinitrobenzene	34.6	78-119	% Rec	*	S2	

Notes and Definitions

DL: Detection Limit
LOD: Limit of Detection
LOQ: Limit of Quantitation
Q3: LCS recovery is below acceptance limits. The reported value is estimated.
S2: Surrogate recovery is below acceptance limits.
U: The analyte was analyzed for but was not detected above the reported quantitation limit. The quantitation limit has been adjusted for any dilution or concentration of the sample.

MICROBAC

Laboratory Report Number: M1C0514

Client Project ID: Longhorn

Microbac Laboratories Inc., - Marietta, OH

Explosives by HPLC

CERTIFICATE OF ANALYSIS
FORM I

Client ID:	29SB128 (3-4)			**Collection Date:**	03/03/2021 08:07
Laboratory ID:	M1C0514-68RE1			**Prep Date:**	04/09/2021 14:23
Matrix:	Solid			**Analyzed:**	04/13/2021 02:17
Batch / Sequence:	B1D0537 / S1D0218	**Analytical Method:**	EPA 8330B	**Calibration:**	21D0006
Instrument:	HPLC5	**Units:**	ug/kg wet	**File ID:**	5L028346.D
Analyst:	JWR	**Dilution:**	1		

Sample Notes: H2

Analyte	CAS Number	Result	DL	LOD	LOQ	Flag	Qual
1,3-Dinitrobenzene	99-65-0	197	98.3	197	393	U	
2,4,6-Trinitrotoluene	118-96-7	197	98.3	197	393	U	
2,4-Dinitrotoluene	121-14-2	197	98.3	197	393	U	Q2
2,6-Dinitrotoluene	606-20-2	197	98.3	197	393	U	
2-Amino-4,6-dinitrotoluene (2-am-dnt)	35572-78-2	197	98.3	197	393	U	
2-Nitrotoluene	88-72-2	197	98.3	197	393	U	
3-Nitrotoluene	99-08-1	197	98.3	197	393	U	
4-Amino-2,6-dinitrotoluene	19406-51-0	197	98.3	197	393	U	
4-Nitrotoluene	99-99-0	197	98.3	197	393	U	

Surrogate	Recovery	Limits	Units	Q	Qualifier	
1,2-Dinitrobenzene	105	78-119	% Rec			

Notes and Definitions

DL: Detection Limit
LOD: Limit of Detection
LOQ: Limit of Quantitation
H2: Initial analysis was within holding time. Reanalysis was past holding time.
Q2: LCS recovery is above acceptance limits. However there is no impact on the reported value.
U: The analyte was analyzed for but was not detected above the reported quantitation limit. The quantitation limit has been adjusted for any dilution or concentration of the sample.

MICROBAC

Laboratory Report Number: M1C0514

Client Project ID: Longhorn

Microbac Laboratories Inc., - Marietta, OH

Explosives by HPLC

CERTIFICATE OF ANALYSIS
FORM I

Client ID:	29SB128 (5-6)			**Collection Date:**	03/03/2021 08:09
Laboratory ID:	M1C0514-69			**Prep Date:**	03/15/2021 16:30
Matrix:	Solid			**Analyzed:**	04/07/2021 20:58
Batch / Sequence:	B1C0835 / S1D0115	**Analytical Method:**	EPA 8330B	**Calibration:**	21D0006
Instrument:	HPLC5	**Units:**	ug/kg wet	**File ID:**	5L028116.D
Analyst:	ECL	**Dilution:**	1		

Analyte	CAS Number	Result	DL	LOD	LOQ	Flag	Qual
1,3-Dinitrobenzene	99-65-0	193	96.6	193	386	U	
2,4,6-Trinitrotoluene	118-96-7	193	96.6	193	386	U	Q3
2,4-Dinitrotoluene	121-14-2	193	96.6	193	386	U	
2,6-Dinitrotoluene	606-20-2	193	96.6	193	386	U	Q3
2-Amino-4,6-dinitrotoluene (2-am-dnt)	35572-78-2	193	96.6	193	386	U	
2-Nitrotoluene	88-72-2	193	96.6	193	386	U	
3-Nitrotoluene	99-08-1	193	96.6	193	386	U	
4-Amino-2,6-dinitrotoluene	19406-51-0	193	96.6	193	386	U	
4-Nitrotoluene	99-99-0	193	96.6	193	386	U	

Surrogate	Recovery	Limits	Units	Q	Qualifier	
1,2-Dinitrobenzene	36.3	78-119	% Rec	*	S2	

Notes and Definitions

DL: Detection Limit
LOD: Limit of Detection
LOQ: Limit of Quantitation
Q3: LCS recovery is below acceptance limits. The reported value is estimated.
S2: Surrogate recovery is below acceptance limits.
U: The analyte was analyzed for but was not detected above the reported quantitation limit. The quantitation limit has been adjusted for any dilution or concentration of the sample.

MICROBAC

Laboratory Report Number: M1C0514

Client Project ID: Longhorn

Microbac Laboratories Inc., - Marietta, OH

Explosives by HPLC

CERTIFICATE OF ANALYSIS
FORM I

Client ID:	29SB128 (5-6)			**Collection Date:**	03/03/2021 08:09
Laboratory ID:	M1C0514-69RE1			**Prep Date:**	04/09/2021 14:23
Matrix:	Solid			**Analyzed:**	04/13/2021 02:45
Batch / Sequence:	B1D0537 / S1D0218	**Analytical Method:**	EPA 8330B	**Calibration:**	21D0006
Instrument:	HPLC5	**Units:**	ug/kg wet	**File ID:**	5L028347.D
Analyst:	JWR	**Dilution:**	1		

Sample Notes: H2

Analyte	CAS Number	Result	DL	LOD	LOQ	Flag	Qual
1,3-Dinitrobenzene	99-65-0	198	98.9	198	396	U	
2,4,6-Trinitrotoluene	118-96-7	198	98.9	198	396	U	
2,4-Dinitrotoluene	121-14-2	198	98.9	198	396	U	Q2
2,6-Dinitrotoluene	606-20-2	198	98.9	198	396	U	
2-Amino-4,6-dinitrotoluene (2-am-dnt)	35572-78-2	198	98.9	198	396	U	
2-Nitrotoluene	88-72-2	198	98.9	198	396	U	
3-Nitrotoluene	99-08-1	198	98.9	198	396	U	
4-Amino-2,6-dinitrotoluene	19406-51-0	198	98.9	198	396	U	
4-Nitrotoluene	99-99-0	198	98.9	198	396	U	

Surrogate	Recovery	Limits	Units	Q	Qualifier	
1,2-Dinitrobenzene	108	78-119	% Rec			

Notes and Definitions

DL: Detection Limit
LOD: Limit of Detection
LOQ: Limit of Quantitation
H2: Initial analysis was within holding time. Reanalysis was past holding time.
Q2: LCS recovery is above acceptance limits. However there is no impact on the reported value.
U: The analyte was analyzed for but was not detected above the reported quantitation limit. The quantitation limit has been adjusted for any dilution or concentration of the sample.

MICROBAC

Laboratory Report Number: M1C0514

Client Project ID: Longhorn

Microbac Laboratories Inc., - Marietta, OH

Explosives by HPLC

CERTIFICATE OF ANALYSIS
FORM I

Client ID:	29SB128 (7-8)			**Collection Date:**	03/03/2021 08:11
Laboratory ID:	M1C0514-70			**Prep Date:**	03/15/2021 16:30
Matrix:	Solid			**Analyzed:**	04/07/2021 21:27
Batch / Sequence:	B1C0835 / S1D0115	**Analytical Method:**	EPA 8330B	**Calibration:**	21D0006
Instrument:	HPLC5	**Units:**	ug/kg wet	**File ID:**	5L028117.D
Analyst:	ECL	**Dilution:**	1		

Analyte	CAS Number	Result	DL	LOD	LOQ	Flag	Qual
1,3-Dinitrobenzene	99-65-0	200	99.9	200	400	U	
2,4,6-Trinitrotoluene	118-96-7	200	99.9	200	400	U	Q3
2,4-Dinitrotoluene	121-14-2	200	99.9	200	400	U	
2,6-Dinitrotoluene	606-20-2	200	99.9	200	400	U	Q3
2-Amino-4,6-dinitrotoluene (2-am-dnt)	35572-78-2	200	99.9	200	400	U	
2-Nitrotoluene	88-72-2	200	99.9	200	400	U	
3-Nitrotoluene	99-08-1	200	99.9	200	400	U	
4-Amino-2,6-dinitrotoluene	19406-51-0	200	99.9	200	400	U	
4-Nitrotoluene	99-99-0	200	99.9	200	400	U	

Surrogate	Recovery	Limits	Units	Q	Qualifier	
1,2-Dinitrobenzene	37.1	78-119	% Rec	*	S2	

Notes and Definitions

DL: Detection Limit
LOD: Limit of Detection
LOQ: Limit of Quantitation
Q3: LCS recovery is below acceptance limits. The reported value is estimated.
S2: Surrogate recovery is below acceptance limits.
U: The analyte was analyzed for but was not detected above the reported quantitation limit. The quantitation limit has been adjusted for any dilution or concentration of the sample.

MICROBAC

Laboratory Report Number: M1C0514

Client Project ID: Longhorn

Microbac Laboratories Inc., - Marietta, OH

Explosives by HPLC

CERTIFICATE OF ANALYSIS
FORM I

Client ID:	29SB128 (7-8)			**Collection Date:**	03/03/2021 08:11
Laboratory ID:	M1C0514-70RE1			**Prep Date:**	04/09/2021 14:23
Matrix:	Solid			**Analyzed:**	04/13/2021 03:14
Batch / Sequence:	B1D0537 / S1D0218	**Analytical Method:**	EPA 8330B	**Calibration:**	21D0006
Instrument:	HPLC5	**Units:**	ug/kg wet	**File ID:**	5L028348.D
Analyst:	JWR	**Dilution:**	1		

Sample Notes: H2

Analyte	CAS Number	Result	DL	LOD	LOQ	Flag	Qual
1,3-Dinitrobenzene	99-65-0	209	105	209	419	U	
2,4,6-Trinitrotoluene	118-96-7	209	105	209	419	U	
2,4-Dinitrotoluene	121-14-2	209	105	209	419	U	Q2
2,6-Dinitrotoluene	606-20-2	209	105	209	419	U	
2-Amino-4,6-dinitrotoluene (2-am-dnt)	35572-78-2	209	105	209	419	U	
2-Nitrotoluene	88-72-2	209	105	209	419	U	
3-Nitrotoluene	99-08-1	209	105	209	419	U	
4-Amino-2,6-dinitrotoluene	19406-51-0	209	105	209	419	U	
4-Nitrotoluene	99-99-0	209	105	209	419	U	

Surrogate	Recovery	Limits	Units	Q	Qualifier	
1,2-Dinitrobenzene	103	78-119	% Rec			

Notes and Definitions

DL: Detection Limit
LOD: Limit of Detection
LOQ: Limit of Quantitation
H2: Initial analysis was within holding time. Reanalysis was past holding time.
Q2: LCS recovery is above acceptance limits. However there is no impact on the reported value.
U: The analyte was analyzed for but was not detected above the reported quantitation limit. The quantitation limit has been adjusted for any dilution or concentration of the sample.

MICROBAC

Laboratory Report Number: M1C0514

Client Project ID: Longhorn

Microbac Laboratories Inc., - Marietta, OH

Explosives by HPLC

CERTIFICATE OF ANALYSIS
FORM I

Client ID:	EB-01			**Collection Date:**	03/02/2021 14:00
Laboratory ID:	M1C0514-71			**Prep Date:**	03/09/2021 13:23
Matrix:	Aqueous			**Analyzed:**	03/09/2021 19:26
Batch / Sequence:	B1C0516 / S1C0184	**Analytical Method:**	EPA 8330B	**Calibration:**	21B0020
Instrument:	HPLC5	**Units:**	ug/L	**File ID:**	5L027798.D
Analyst:	JWR	**Dilution:**	1		

Analyte	CAS Number	Result	DL	LOD	LOQ	Flag	Qual
1,3-Dinitrobenzene	99-65-0	0.510	0.255	0.510	1.02	U	
2,4,6-Trinitrotoluene	118-96-7	0.510	0.255	0.510	1.02	U	
2,4-Dinitrotoluene	121-14-2	0.510	0.255	0.510	1.02	U	
2,6-Dinitrotoluene	606-20-2	0.510	0.255	0.510	1.02	U	
2-Amino-4,6-dinitrotoluene (2-am-dnt)	35572-78-2	0.510	0.255	0.510	1.02	U	
2-Nitrotoluene	88-72-2	0.510	0.255	0.510	1.02	U	
3-Nitrotoluene	99-08-1	0.510	0.255	0.510	1.02	U	
4-Amino-2,6-dinitrotoluene	19406-51-0	0.510	0.255	0.510	1.02	U	
4-Nitrotoluene	99-99-0	0.510	0.255	0.510	1.02	U	

Surrogate	Recovery	Limits	Units	Q	Qualifier	
1,2-Dinitrobenzene	94.0	83-119	% Rec			

Notes and Definitions

DL: Detection Limit
LOD: Limit of Detection
LOQ: Limit of Quantitation
U: The analyte was analyzed for but was not detected above the reported quantitation limit. The quantitation limit has been adjusted for any dilution or concentration of the sample.
ug/L: Micrograms per Liter

MICROBAC

Laboratory Report Number: M1C0514

Client Project ID: Longhorn

Microbac Laboratories Inc., - Marietta, OH

Explosives by HPLC

CERTIFICATE OF ANALYSIS
FORM I

Client ID:	EB-02			**Collection Date:**	03/03/2021 08:00
Laboratory ID:	M1C0514-72			**Prep Date:**	03/09/2021 13:23
Matrix:	Aqueous			**Analyzed:**	03/09/2021 20:04
Batch / Sequence:	B1C0516 / S1C0184	**Analytical Method:**	EPA 8330B	**Calibration:**	21B0020
Instrument:	HPLC5	**Units:**	ug/L	**File ID:**	5L027799.D
Analyst:	JWR	**Dilution:**	1		

Analyte	CAS Number	Result	DL	LOD	LOQ	Flag	Qual
1,3-Dinitrobenzene	99-65-0	0.500	0.250	0.500	1.00	U	
2,4,6-Trinitrotoluene	118-96-7	0.500	0.250	0.500	1.00	U	
2,4-Dinitrotoluene	121-14-2	0.500	0.250	0.500	1.00	U	
2,6-Dinitrotoluene	606-20-2	0.500	0.250	0.500	1.00	U	
2-Amino-4,6-dinitrotoluene (2-am-dnt)	35572-78-2	0.500	0.250	0.500	1.00	U	
2-Nitrotoluene	88-72-2	0.500	0.250	0.500	1.00	U	
3-Nitrotoluene	99-08-1	0.500	0.250	0.500	1.00	U	
4-Amino-2,6-dinitrotoluene	19406-51-0	0.500	0.250	0.500	1.00	U	
4-Nitrotoluene	99-99-0	0.500	0.250	0.500	1.00	U	

Surrogate	Recovery	Limits	Units	Q	Qualifier	
1,2-Dinitrobenzene	92.2	83-119	% Rec			

Notes and Definitions

DL: Detection Limit
LOD: Limit of Detection
LOQ: Limit of Quantitation
U: The analyte was analyzed for but was not detected above the reported quantitation limit. The quantitation limit has been adjusted for any dilution or concentration of the sample.
ug/L: Micrograms per Liter

MICROBAC®

FORM II:
HPLC Organics
EPA 8330B
SURROGATE SUMMARY

Microbac Laboratories, Inc.
158 Starlite Drive | Marietta, OH 45750 | 800.373.4071 | www.microbac.com

MICROBAC®

Laboratory Report Number: M1C0514

Client Project ID: Longhorn

SURROGATE STANDARD RECOVERY
FORM IIC

Instrument: HPLC6 **Method:** EPA 8330B

Sequence: S0E0403 **Calibration:** 20E0017

Surrogate Compound	Spike Level ug/L	% Recovery	Recovery Limits	Q
Initial Cal Check (S0E0403-ICV1)	Lab File ID: 6L0007756.D	Analyzed: 05/23/20 23:42		
1,2-Dinitrobenzene	500	100	80 - 120	
Calibration Check (S0E0403-CCV1)	Lab File ID: 6L0007764.D	Analyzed: 05/24/20 06:45		
1,2-Dinitrobenzene	500	96.5	80 - 120	

MICROBAC®

Laboratory Report Number: M1C0514

Client Project ID: Longhorn

SURROGATE STANDARD RECOVERY
FORM IIC

Instrument: HPLC5 **Method:** EPA 8330B

Sequence: S1B0260 **Calibration:** 21B0020

Surrogate Compound	Spike Level ug/L	% Recovery	Recovery Limits	Q
Initial Cal Check (S1B0260-ICV1)	Lab File ID: 5L027721.D		Analyzed: 02/16/21 19:24	
1,2-Dinitrobenzene	500	102	80 - 120	

MICROBAC®

Laboratory Report Number: M1C0514
Client Project ID: Longhorn

SURROGATE STANDARD RECOVERY
FORM IIC

Instrument: HPLC5 **Method:** EPA 8330B
Sequence: S1C0184 **Calibration:** 21B0020

Surrogate Compound	Spike Level ug/L	% Recovery	Recovery Limits	Q
Calibration Check (S1C0184-CCV1)	Lab File ID: 5L027793.D	Analyzed: 03/09/21 16:02		
1,2-Dinitrobenzene	500	105	80 - 120	
Blank (B1C0516-BLK1)	Lab File ID: 5L027794.D	Analyzed: 03/09/21 16:53		
1,2-Dinitrobenzene	5.00	88.2	83 - 119	
LCS (B1C0516-BS1)	Lab File ID: 5L027795.D	Analyzed: 03/09/21 17:31		
1,2-Dinitrobenzene	5.00	92.3	83 - 119	
LCS Dup (B1C0516-BSD1)	Lab File ID: 5L027796.D	Analyzed: 03/09/21 18:10		
1,2-Dinitrobenzene	5.00	96.6	83 - 119	
EB-01 (M1C0514-71)	Lab File ID: 5L027798.D	Analyzed: 03/09/21 19:26		
1,2-Dinitrobenzene	5.10	94.0	83 - 119	
EB-02 (M1C0514-72)	Lab File ID: 5L027799.D	Analyzed: 03/09/21 20:04		
1,2-Dinitrobenzene	5.00	92.2	83 - 119	
Calibration Check (S1C0184-CCV2)	Lab File ID: 5L027803.D	Analyzed: 03/09/21 22:37		
1,2-Dinitrobenzene	500	94.3	80 - 120	

MICROBAC®

Laboratory Report Number: M1C0514
Client Project ID: Longhorn

SURROGATE STANDARD RECOVERY
FORM IIC

Instrument: HPLC6 **Method:** EPA 8330B
Sequence: S1C0199 **Calibration:** 20E0017

Surrogate Compound	Spike Level ug/L	% Recovery	Recovery Limits	Q
Calibration Check (S1C0199-CCV1)	Lab File ID: 6L0008437.D	Analyzed: 03/10/21 14:00		
1,2-Dinitrobenzene	500	96.9	80 - 120	
Blank (B1C0516-BLK2)	Lab File ID: 6L0008438.D	Analyzed: 03/10/21 15:44		
1,2-Dinitrobenzene	5.00	85.5	83 - 119	
LCS (B1C0516-BS2)	Lab File ID: 6L0008439.D	Analyzed: 03/10/21 17:17		
1,2-Dinitrobenzene	5.00	86.7	83 - 119	
LCS Dup (B1C0516-BSD2)	Lab File ID: 6L0008440.D	Analyzed: 03/10/21 18:49		
1,2-Dinitrobenzene	5.00	89.6	83 - 119	
Calibration Check (S1C0199-CCV2)	Lab File ID: 6L0008442.D	Analyzed: 03/10/21 21:55		
1,2-Dinitrobenzene	500	89.2	80 - 120	

MICROBAC

Laboratory Report Number: M1C0514
Client Project ID: Longhorn

SURROGATE STANDARD RECOVERY
FORM IIC

Instrument: HPLC5 **Method:** EPA 8330B
Sequence: S1C0250 **Calibration:** 21B0020

Surrogate Compound	Spike Level ug/L	% Recovery	Recovery Limits	Q
Calibration Check (S1C0250-CCV1)	Lab File ID: 5L027804.D	Analyzed: 03/12/21 16:46		
1,2-Dinitrobenzene	500	103	80 - 120	
Blank (B1C0704-BLK1)	Lab File ID: 5L027805.D	Analyzed: 03/12/21 17:22		
1,2-Dinitrobenzene	1000	85.6	78 - 119	
Blank (B1C0704-BLK2)	Lab File ID: 5L027806.D	Analyzed: 03/12/21 17:45		
1,2-Dinitrobenzene	1000	88.5	78 - 119	
LCS (B1C0704-BS1)	Lab File ID: 5L027807.D	Analyzed: 03/12/21 18:09		
1,2-Dinitrobenzene	1000	92.6	78 - 119	
Reference (B1C0704-SRM1)	Lab File ID: 5L027808.D	Analyzed: 03/12/21 18:32		
1,2-Dinitrobenzene	1010	90.7	78 - 119	
29SB125 (3-4) (M1C0514-01)	Lab File ID: 5L027809.D	Analyzed: 03/12/21 18:55		
1,2-Dinitrobenzene	1000	87.5	78 - 119	
Duplicate (B1C0704-DUP1)	Lab File ID: 5L027810.D	Analyzed: 03/12/21 19:18		
1,2-Dinitrobenzene	970	87.7	78 - 119	
Duplicate (B1C0704-DUP2)	Lab File ID: 5L027811.D	Analyzed: 03/12/21 19:41		
1,2-Dinitrobenzene	980	87.7	78 - 119	
259SB125 (6-7) (M1C0514-02)	Lab File ID: 5L027812.D	Analyzed: 03/12/21 20:05		
1,2-Dinitrobenzene	1020	88.7	78 - 119	
29SB125 (11-12) (M1C0514-03)	Lab File ID: 5L027813.D	Analyzed: 03/12/21 20:28		
1,2-Dinitrobenzene	1000	89.9	78 - 119	
29SB125 (15-16) (M1C0514-04)	Lab File ID: 5L027814.D	Analyzed: 03/12/21 20:51		
1,2-Dinitrobenzene	1040	90.5	78 - 119	
Calibration Check (S1C0250-CCV2)	Lab File ID: 5L027815.D	Analyzed: 03/12/21 21:14		
1,2-Dinitrobenzene	500	98.5	80 - 120	
29SB124 (3-4) (M1C0514-05)	Lab File ID: 5L027816.D	Analyzed: 03/12/21 21:38		
1,2-Dinitrobenzene	967	87.4	78 - 119	
29SB124 (7-8) (M1C0514-06)	Lab File ID: 5L027817.D	Analyzed: 03/12/21 22:01		
1,2-Dinitrobenzene	978	88.4	78 - 119	
29SB124 (11-12) (M1C0514-07)	Lab File ID: 5L027818.D	Analyzed: 03/12/21 22:24		
1,2-Dinitrobenzene	1040	89.9	78 - 119	
29SB124 (15-16) (M1C0514-08)	Lab File ID: 5L027819.D	Analyzed: 03/12/21 22:47		
1,2-Dinitrobenzene	1010	143	78 - 119	*

MICROBAC

Laboratory Report Number: M1C0514
Client Project ID: Longhorn

SURROGATE STANDARD RECOVERY
FORM IIC

Instrument: HPLC5 **Method:** EPA 8330B
Sequence: S1C0250 **Calibration:** 21B0020

Surrogate Compound	Spike Level ug/kg wet	% Recovery	Recovery Limits	Q
29SB123 (2-3) (M1C0514-09)	Lab File ID: 5L027820.D	Analyzed: 03/12/21 23:10		
1,2-Dinitrobenzene	964	86.5	78 - 119	
29SB123 (7-8) (M1C0514-10)	Lab File ID: 5L027821.D	Analyzed: 03/12/21 23:33		
1,2-Dinitrobenzene	1010	87.5	78 - 119	
29SB123 (11-12) (M1C0514-11)	Lab File ID: 5L027822.D	Analyzed: 03/12/21 23:57		
1,2-Dinitrobenzene	969	88.8	78 - 119	
29SB123 (15-16) (M1C0514-12)	Lab File ID: 5L027823.D	Analyzed: 03/13/21 00:20		
1,2-Dinitrobenzene	1010	90.3	78 - 119	
29SB121 (3-4) (M1C0514-13)	Lab File ID: 5L027824.D	Analyzed: 03/13/21 00:43		
1,2-Dinitrobenzene	1020	88.9	78 - 119	
29SB121 (7-8) (M1C0514-14)	Lab File ID: 5L027825.D	Analyzed: 03/13/21 01:06		
1,2-Dinitrobenzene	989	89.6	78 - 119	
Calibration Check (S1C0250-CCV3)	Lab File ID: 5L027826.D	Analyzed: 03/13/21 01:29		
1,2-Dinitrobenzene	500	98.2	80 - 120	
29SB121 (11-12) (M1C0514-15)	Lab File ID: 5L027827.D	Analyzed: 03/13/21 01:52		
1,2-Dinitrobenzene	958	88.6	78 - 119	
29SB121 (15-16) (M1C0514-16)	Lab File ID: 5L027828.D	Analyzed: 03/13/21 02:16		
1,2-Dinitrobenzene	1020	121	78 - 119	*
29SB118 (3-4) (M1C0514-17)	Lab File ID: 5L027829.D	Analyzed: 03/13/21 02:39		
1,2-Dinitrobenzene	981	89.0	78 - 119	
DUP-01 (M1C0514-18)	Lab File ID: 5L027830.D	Analyzed: 03/13/21 03:02		
1,2-Dinitrobenzene	974	90.1	78 - 119	
29SB118 (7-8) (M1C0514-19)	Lab File ID: 5L027831.D	Analyzed: 03/13/21 03:25		
1,2-Dinitrobenzene	1010	86.3	78 - 119	
Matrix Spike (B1C0704-MS1)	Lab File ID: 5L027832.D	Analyzed: 03/13/21 03:48		
1,2-Dinitrobenzene	986	92.9	78 - 119	
Matrix Spike Dup (B1C0704-MSD1)	Lab File ID: 5L027833.D	Analyzed: 03/13/21 04:12		
1,2-Dinitrobenzene	995	93.1	78 - 119	
29SB118 (11-12) (M1C0514-20)	Lab File ID: 5L027834.D	Analyzed: 03/13/21 04:35		
1,2-Dinitrobenzene	1010	88.0	78 - 119	
Calibration Check (S1C0250-CCV4)	Lab File ID: 5L027835.D	Analyzed: 03/13/21 04:58		
1,2-Dinitrobenzene	500	95.8	80 - 120	

MICROBAC

Laboratory Report Number: M1C0514
Client Project ID: Longhorn

SURROGATE STANDARD RECOVERY
FORM IIC

Instrument: HPLC5 **Method:** EPA 8330B
Sequence: S1C0250 **Calibration:** 21B0020

Surrogate Compound	Spike Level ug/kg wet	% Recovery	Recovery Limits	Q
Blank (B1C0710-BLK1)	Lab File ID: 5L027836.D	Analyzed: 03/13/21 05:21		
1,2-Dinitrobenzene	1000	86.3	78 - 119	
Blank (B1C0710-BLK2)	Lab File ID: 5L027837.D	Analyzed: 03/13/21 05:44		
1,2-Dinitrobenzene	1000	86.3	78 - 119	
LCS (B1C0710-BS1)	Lab File ID: 5L027838.D	Analyzed: 03/13/21 06:08		
1,2-Dinitrobenzene	1000	93.9	78 - 119	
Reference (B1C0710-SRM1)	Lab File ID: 5L027839.D	Analyzed: 03/13/21 06:31		
1,2-Dinitrobenzene	997	87.8	78 - 119	
29SB118 (15-16) (M1C0514-21)	Lab File ID: 5L027840.D	Analyzed: 03/13/21 06:54		
1,2-Dinitrobenzene	998	182	78 - 119	*
Duplicate (B1C0710-DUP1)	Lab File ID: 5L027841.D	Analyzed: 03/13/21 07:17		
1,2-Dinitrobenzene	983	183	78 - 119	*
Duplicate (B1C0710-DUP2)	Lab File ID: 5L027842.D	Analyzed: 03/13/21 07:40		
1,2-Dinitrobenzene	989	181	78 - 119	*
DUP-02 (M1C0514-22)	Lab File ID: 5L027843.D	Analyzed: 03/13/21 08:04		
1,2-Dinitrobenzene	1020	171	78 - 119	*
29SB119 (3-4) (M1C0514-23)	Lab File ID: 5L027844.D	Analyzed: 03/13/21 08:27		
1,2-Dinitrobenzene	992	86.8	78 - 119	
29SB119 (7-8) (M1C0514-24)	Lab File ID: 5L027845.D	Analyzed: 03/13/21 08:50		
1,2-Dinitrobenzene	1000	86.4	78 - 119	
Calibration Check (S1C0250-CCV5)	Lab File ID: 5L027846.D	Analyzed: 03/13/21 09:13		
1,2-Dinitrobenzene	500	93.3	80 - 120	
29SB119 (11-12) (M1C0514-25)	Lab File ID: 5L027847.D	Analyzed: 03/13/21 09:36		
1,2-Dinitrobenzene	1020	118	78 - 119	
29SB119 (15-16) (M1C0514-26)	Lab File ID: 5L027848.D	Analyzed: 03/13/21 10:00		
1,2-Dinitrobenzene	978	159	78 - 119	*
29SB120 (3-4) (M1C0514-27)	Lab File ID: 5L027849.D	Analyzed: 03/13/21 10:23		
1,2-Dinitrobenzene	983	90.1	78 - 119	
29SB120 (7-8) (M1C0514-28)	Lab File ID: 5L027850.D	Analyzed: 03/13/21 10:46		
1,2-Dinitrobenzene	1000	87.4	78 - 119	
29SB120 (11-12) (M1C0514-29)	Lab File ID: 5L027851.D	Analyzed: 03/13/21 11:09		
1,2-Dinitrobenzene	971	93.4	78 - 119	

MICROBAC

Laboratory Report Number: M1C0514
Client Project ID: Longhorn

SURROGATE STANDARD RECOVERY
FORM IIC

Instrument: HPLC5 **Method:** EPA 8330B
Sequence: S1C0250 **Calibration:** 21B0020

Surrogate Compound	Spike Level ug/kg wet	% Recovery	Recovery Limits	Q
29SB120 (15-16) (M1C0514-30)	Lab File ID: 5L027852.D	Analyzed: 03/13/21 11:32		
1,2-Dinitrobenzene	1040	104	78 - 119	
Matrix Spike (B1C0710-MS1)	Lab File ID: 5L027853.D	Analyzed: 03/13/21 11:56		
1,2-Dinitrobenzene	1030	111	78 - 119	
Matrix Spike Dup (B1C0710-MSD1)	Lab File ID: 5L027854.D	Analyzed: 03/13/21 12:19		
1,2-Dinitrobenzene	1020	112	78 - 119	
29SB122 (3-4) (M1C0514-31)	Lab File ID: 5L027855.D	Analyzed: 03/13/21 12:42		
1,2-Dinitrobenzene	996	88.2	78 - 119	
29SB122 (7-8) (M1C0514-32)	Lab File ID: 5L027856.D	Analyzed: 03/13/21 13:05		
1,2-Dinitrobenzene	982	86.8	78 - 119	
Calibration Check (S1C0250-CCV6)	Lab File ID: 5L027857.D	Analyzed: 03/13/21 13:28		
1,2-Dinitrobenzene	500	94.8	80 - 120	
DUP-03 (M1C0514-33)	Lab File ID: 5L027858.D	Analyzed: 03/13/21 13:52		
1,2-Dinitrobenzene	990	87.8	78 - 119	
29SB122 (11-12) (M1C0514-34)	Lab File ID: 5L027859.D	Analyzed: 03/13/21 14:15		
1,2-Dinitrobenzene	1030	95.0	78 - 119	
29SB122 (15-16) (M1C0514-35)	Lab File ID: 5L027860.D	Analyzed: 03/13/21 14:38		
1,2-Dinitrobenzene	992	132	78 - 119	*
29SB129 (1-2) (M1C0514-36)	Lab File ID: 5L027861.D	Analyzed: 03/13/21 15:01		
1,2-Dinitrobenzene	1020	87.4	78 - 119	
29SB129 (3-4) (M1C0514-37)	Lab File ID: 5L027862.D	Analyzed: 03/13/21 15:24		
1,2-Dinitrobenzene	956	128	78 - 119	*
29SB129 (5-6) (M1C0514-38)	Lab File ID: 5L027863.D	Analyzed: 03/13/21 15:48		
1,2-Dinitrobenzene	1020	201	78 - 119	*
29SB129 (7-8) (M1C0514-39)	Lab File ID: 5L027864.D	Analyzed: 03/13/21 16:11		
1,2-Dinitrobenzene	967	130	78 - 119	*
Calibration Check (S1C0250-CCV7)	Lab File ID: 5L027865.D	Analyzed: 03/13/21 16:34		
1,2-Dinitrobenzene	500	96.7	80 - 120	

MICROBAC

Laboratory Report Number: M1C0514

Client Project ID: Longhorn

SURROGATE STANDARD RECOVERY
FORM IIC

Instrument: HPLC5 **Method:** EPA 8330B

Sequence: S1C0291 **Calibration:** 21B0020

Surrogate Compound	Spike Level ug/L	% Recovery	Recovery Limits	Q
Calibration Check (S1C0291-CCV1)	Lab File ID: 5L027866.D	Analyzed: 03/15/21 18:24		
1,2-Dinitrobenzene	500	106	80 - 120	
29SB129 (3-4) (M1C0514-37RE1)	Lab File ID: 5L027867.D	Analyzed: 03/15/21 18:47		
1,2-Dinitrobenzene	956	127	78 - 119	*
29SB129 (5-6) (M1C0514-38RE1)	Lab File ID: 5L027868.D	Analyzed: 03/15/21 19:10		
1,2-Dinitrobenzene	1020	208	78 - 119	*
29SB129 (5-6) (M1C0514-38RE2)	Lab File ID: 5L027869.D	Analyzed: 03/15/21 19:33		
1,2-Dinitrobenzene	1020	ND	78 - 119	*
29SB129 (7-8) (M1C0514-39RE1)	Lab File ID: 5L027870.D	Analyzed: 03/15/21 19:56		
1,2-Dinitrobenzene	967	111	78 - 119	
Calibration Check (S1C0291-CCV2)	Lab File ID: 5L027871.D	Analyzed: 03/15/21 20:20		
1,2-Dinitrobenzene	500	102	80 - 120	

MICROBAC

Laboratory Report Number: M1C0514
Client Project ID: Longhorn

SURROGATE STANDARD RECOVERY
FORM IIC

Instrument: HPLC6 **Method:** EPA 8330B
Sequence: S1C0296 **Calibration:** 20E0017

Surrogate Compound	Spike Level ug/L	% Recovery	Recovery Limits	Q
Calibration Check (S1C0296-CCV1)	Lab File ID: 6L0008443.D	Analyzed: 03/15/21 19:25		
1,2-Dinitrobenzene	500	93.8	80 - 120	
Blank (B1C0704-BLK3)	Lab File ID: 6L0008444.D	Analyzed: 03/15/21 20:18		
1,2-Dinitrobenzene	1000	87.2	78 - 119	
Blank (B1C0704-BLK4)	Lab File ID: 6L0008445.D	Analyzed: 03/15/21 21:11		
1,2-Dinitrobenzene	1000	89.4	78 - 119	
LCS (B1C0704-BS2)	Lab File ID: 6L0008446.D	Analyzed: 03/15/21 22:04		
1,2-Dinitrobenzene	1000	87.0	78 - 119	
Reference (B1C0704-SRM2)	Lab File ID: 6L0008447.D	Analyzed: 03/15/21 22:56		
1,2-Dinitrobenzene	1010	88.5	78 - 119	
259SB125 (6-7) (M1C0514-02RE1)	Lab File ID: 6L0008448.D	Analyzed: 03/15/21 23:49		
1,2-Dinitrobenzene	1020	88.7	78 - 119	
29SB125 (15-16) (M1C0514-04RE1)	Lab File ID: 6L0008449.D	Analyzed: 03/16/21 00:42		
1,2-Dinitrobenzene	1040	90.1	78 - 119	
29SB124 (15-16) (M1C0514-08RE1)	Lab File ID: 6L0008450.D	Analyzed: 03/16/21 01:35		
1,2-Dinitrobenzene	1010	95.1	78 - 119	
29SB121 (15-16) (M1C0514-16RE1)	Lab File ID: 6L0008451.D	Analyzed: 03/16/21 02:28		
1,2-Dinitrobenzene	1020	92.2	78 - 119	
29SB118 (3-4) (M1C0514-17RE1)	Lab File ID: 6L0008452.D	Analyzed: 03/16/21 03:21		
1,2-Dinitrobenzene	981	90.5	78 - 119	
DUP-01 (M1C0514-18RE1)	Lab File ID: 6L0008453.D	Analyzed: 03/16/21 04:14		
1,2-Dinitrobenzene	974	91.5	78 - 119	
Calibration Check (S1C0296-CCV2)	Lab File ID: 6L0008454.D	Analyzed: 03/16/21 05:06		
1,2-Dinitrobenzene	500	93.5	80 - 120	
Blank (B1C0710-BLK3)	Lab File ID: 6L0008455.D	Analyzed: 03/16/21 05:59		
1,2-Dinitrobenzene	1000	87.7	78 - 119	
Blank (B1C0710-BLK4)	Lab File ID: 6L0008456.D	Analyzed: 03/16/21 06:52		
1,2-Dinitrobenzene	1000	87.5	78 - 119	
LCS (B1C0710-BS2)	Lab File ID: 6L0008457.D	Analyzed: 03/16/21 07:45		
1,2-Dinitrobenzene	1000	88.2	78 - 119	
Reference (B1C0710-SRM2)	Lab File ID: 6L0008458.D	Analyzed: 03/16/21 08:38		
1,2-Dinitrobenzene	997	86.7	78 - 119	

MICROBAC

Laboratory Report Number: M1C0514
Client Project ID: Longhorn

SURROGATE STANDARD RECOVERY
FORM IIC

Instrument: HPLC6 **Method:** EPA 8330B
Sequence: S1C0296 **Calibration:** 20E0017

Surrogate Compound	Spike Level ug/kg wet	% Recovery	Recovery Limits	Q
29SB118 (15-16) (M1C0514-21RE1)	Lab File ID: 6L0008459.D	Analyzed: 03/16/21 09:31		
1,2-Dinitrobenzene	998	97.6	78 - 119	
Duplicate (B1C0710-DUP3)	Lab File ID: 6L0008460.D	Analyzed: 03/16/21 10:23		
1,2-Dinitrobenzene	983	92.5	78 - 119	
Duplicate (B1C0710-DUP4)	Lab File ID: 6L0008461.D	Analyzed: 03/16/21 11:16		
1,2-Dinitrobenzene	989	93.5	78 - 119	
DUP-02 (M1C0514-22RE1)	Lab File ID: 6L0008462.D	Analyzed: 03/16/21 12:09		
1,2-Dinitrobenzene	1020	96.1	78 - 119	
29SB119 (3-4) (M1C0514-23RE1)	Lab File ID: 6L0008463.D	Analyzed: 03/16/21 13:02		
1,2-Dinitrobenzene	992	92.2	78 - 119	
29SB119 (11-12) (M1C0514-25RE1)	Lab File ID: 6L0008464.D	Analyzed: 03/16/21 13:55		
1,2-Dinitrobenzene	1020	93.4	78 - 119	
Calibration Check (S1C0296-CCV3)	Lab File ID: 6L0008465.D	Analyzed: 03/16/21 14:48		
1,2-Dinitrobenzene	500	93.0	80 - 120	
29SB119 (15-16) (M1C0514-26RE1)	Lab File ID: 6L0008466.D	Analyzed: 03/16/21 15:41		
1,2-Dinitrobenzene	978	93.6	78 - 119	
29SB120 (3-4) (M1C0514-27RE1)	Lab File ID: 6L0008467.D	Analyzed: 03/16/21 16:33		
1,2-Dinitrobenzene	983	99.3	78 - 119	
29SB120 (7-8) (M1C0514-28RE1)	Lab File ID: 6L0008468.D	Analyzed: 03/16/21 17:26		
1,2-Dinitrobenzene	1000	88.6	78 - 119	
29SB120 (11-12) (M1C0514-29RE1)	Lab File ID: 6L0008469.D	Analyzed: 03/16/21 18:19		
1,2-Dinitrobenzene	971	89.9	78 - 119	
29SB120 (15-16) (M1C0514-30RE1)	Lab File ID: 6L0008470.D	Analyzed: 03/16/21 19:12		
1,2-Dinitrobenzene	1040	91.8	78 - 119	
Matrix Spike (B1C0710-MS2)	Lab File ID: 6L0008471.D	Analyzed: 03/16/21 20:05		
1,2-Dinitrobenzene	1030	89.5	78 - 119	
Matrix Spike Dup (B1C0710-MSD2)	Lab File ID: 6L0008472.D	Analyzed: 03/16/21 20:58		
1,2-Dinitrobenzene	1020	90.0	78 - 119	
29SB122 (3-4) (M1C0514-31RE1)	Lab File ID: 6L0008473.D	Analyzed: 03/16/21 21:51		
1,2-Dinitrobenzene	996	90.0	78 - 119	
29SB122 (7-8) (M1C0514-32RE1)	Lab File ID: 6L0008474.D	Analyzed: 03/16/21 22:43		
1,2-Dinitrobenzene	982	91.1	78 - 119	

MICROBAC

Laboratory Report Number: M1C0514

Client Project ID: Longhorn

SURROGATE STANDARD RECOVERY
FORM IIC

Instrument: HPLC6 **Method:** EPA 8330B

Sequence: S1C0296 **Calibration:** 20E0017

Surrogate Compound	Spike Level ug/kg wet	% Recovery	Recovery Limits	Q
DUP-03 (M1C0514-33RE1)	Lab File ID: 6L0008475.D	Analyzed: 03/16/21 23:36		
1,2-Dinitrobenzene	990	88.8	78 - 119	
Calibration Check (S1C0296-CCV4)	Lab File ID: 6L0008476.D	Analyzed: 03/17/21 00:29		
1,2-Dinitrobenzene	500	93.2	80 - 120	
29SB122 (11-12) (M1C0514-34RE1)	Lab File ID: 6L0008477.D	Analyzed: 03/17/21 01:22		
1,2-Dinitrobenzene	1030	91.3	78 - 119	
29SB122 (15-16) (M1C0514-35RE1)	Lab File ID: 6L0008478.D	Analyzed: 03/17/21 02:15		
1,2-Dinitrobenzene	992	91.6	78 - 119	
29SB129 (3-4) (M1C0514-37RE2)	Lab File ID: 6L0008479.D	Analyzed: 03/17/21 03:08		
1,2-Dinitrobenzene	956	93.7	78 - 119	
29SB129 (3-4) (M1C0514-37RE3)	Lab File ID: 6L0008480.D	Analyzed: 03/17/21 04:01		
1,2-Dinitrobenzene	956	93.9	78 - 119	
29SB129 (5-6) (M1C0514-38RE3)	Lab File ID: 6L0008481.D	Analyzed: 03/17/21 04:54		
1,2-Dinitrobenzene	1020	97.0	78 - 119	
29SB129 (5-6) (M1C0514-38RE4)	Lab File ID: 6L0008482.D	Analyzed: 03/17/21 05:47		
1,2-Dinitrobenzene	1020	100	78 - 119	
29SB129 (5-6) (M1C0514-38RE5)	Lab File ID: 6L0008483.D	Analyzed: 03/17/21 06:39		
1,2-Dinitrobenzene	1020	ND	78 - 119	*
29SB129 (7-8) (M1C0514-39RE2)	Lab File ID: 6L0008484.D	Analyzed: 03/17/21 07:32		
1,2-Dinitrobenzene	967	89.4	78 - 119	
29SB129 (7-8) (M1C0514-39RE3)	Lab File ID: 6L0008485.D	Analyzed: 03/17/21 08:25		
1,2-Dinitrobenzene	967	ND	78 - 119	*
Calibration Check (S1C0296-CCV5)	Lab File ID: 6L0008486.D	Analyzed: 03/17/21 09:18		
1,2-Dinitrobenzene	500	92.6	80 - 120	

MICROBAC

Laboratory Report Number: M1C0514

Client Project ID: Longhorn

SURROGATE STANDARD RECOVERY
FORM IIC

Instrument: HPLC5 **Method:** EPA 8330B

Sequence: S1C0478 **Calibration:** 21B0020

Surrogate Compound	Spike Level ug/L	% Recovery	Recovery Limits	Q
Calibration Check (S1C0478-CCV1)	Lab File ID: 5L027929.D	Analyzed: 03/25/21 17:42		
1,2-Dinitrobenzene	500	106	80 - 120	
Blank (B1C0802-BLK1)	Lab File ID: 5L027930.D	Analyzed: 03/25/21 18:21		
1,2-Dinitrobenzene	1000	50.4	78 - 119	*
Blank (B1C0802-BLK2)	Lab File ID: 5L027931.D	Analyzed: 03/25/21 18:49		
1,2-Dinitrobenzene	1000	51.2	78 - 119	*
LCS (B1C0802-BS1)	Lab File ID: 5L027932.D	Analyzed: 03/25/21 19:17		
1,2-Dinitrobenzene	1000	58.6	78 - 119	*
Reference (B1C0802-SRM1)	Lab File ID: 5L027933.D	Analyzed: 03/25/21 19:46		
1,2-Dinitrobenzene	987	52.0	78 - 119	*
Duplicate (B1C0802-DUP1)	Lab File ID: 5L027935.D	Analyzed: 03/25/21 20:42		
1,2-Dinitrobenzene	1050	47.9	78 - 119	*
Duplicate (B1C0802-DUP2)	Lab File ID: 5L027936.D	Analyzed: 03/25/21 21:10		
1,2-Dinitrobenzene	978	50.7	78 - 119	*
Calibration Check (S1C0478-CCV2)	Lab File ID: 5L027940.D	Analyzed: 03/25/21 23:03		
1,2-Dinitrobenzene	500	92.7	80 - 120	
Matrix Spike (B1C0802-MS1)	Lab File ID: 5L027942.D	Analyzed: 03/25/21 23:59		
1,2-Dinitrobenzene	966	96.9	78 - 119	
Matrix Spike Dup (B1C0802-MSD1)	Lab File ID: 5L027943.D	Analyzed: 03/26/21 00:28		
1,2-Dinitrobenzene	1020	97.3	78 - 119	
Calibration Check (S1C0478-CCV3)	Lab File ID: 5L027951.D	Analyzed: 03/26/21 04:13		
1,2-Dinitrobenzene	500	98.6	80 - 120	
Calibration Check (S1C0478-CCV4)	Lab File ID: 5L027959.D	Analyzed: 03/26/21 07:59		
1,2-Dinitrobenzene	500	112	80 - 120	

MICROBAC®

Laboratory Report Number: M1C0514

Client Project ID: Longhorn

SURROGATE STANDARD RECOVERY
FORM IIC

Instrument: HPLC5 **Method:** EPA 8330B

Sequence: S1C0592 **Calibration:** 21D0006

Surrogate Compound	Spike Level ug/L	% Recovery	Recovery Limits	Q
Initial Cal Check (S1C0592-ICV1)	Lab File ID: 5L028024.D		Analyzed: 03/31/21 21:09	
1,2-Dinitrobenzene	500	99.7	80 - 120	
Calibration Check (S1C0592-CCV1)	Lab File ID: 5L028035.D		Analyzed: 04/01/21 04:09	
1,2-Dinitrobenzene	500	95.5	80 - 120	

MICROBAC®

Laboratory Report Number: M1C0514

Client Project ID: Longhorn

SURROGATE STANDARD RECOVERY
FORM IIC

Instrument: HPLC6 **Method:** EPA 8330B

Sequence: S1C0593 **Calibration:** 21D0007

Surrogate Compound	Spike Level ug/L	% Recovery	Recovery Limits	Q
Initial Cal Check (S1C0593-ICV1)	Lab File ID: 6L0008559.D		Analyzed: 03/31/21 23:05	
1,2-Dinitrobenzene	500	96.9	80 - 120	

MICROBAC

Laboratory Report Number: M1C0514
Client Project ID: Longhorn

SURROGATE STANDARD RECOVERY
FORM IIC

Instrument: HPLC5 **Method:** EPA 8330B
Sequence: S1D0074 **Calibration:** 21D0006

Surrogate Compound	Spike Level ug/L	% Recovery	Recovery Limits	Q
Calibration Check (S1D0074-CCV1)	Lab File ID: 5L028058.D	Analyzed: 04/06/21 10:49		
1,2-Dinitrobenzene	500	101	80 - 120	
Blank (B1C1692-BLK1)	Lab File ID: 5L028064.D	Analyzed: 04/06/21 13:38		
1,2-Dinitrobenzene	1000	85.5	78 - 119	
Blank (B1C1692-BLK2)	Lab File ID: 5L028065.D	Analyzed: 04/06/21 14:06		
1,2-Dinitrobenzene	1000	86.4	78 - 119	
LCS (B1C1692-BS1)	Lab File ID: 5L028066.D	Analyzed: 04/06/21 14:35		
1,2-Dinitrobenzene	1000	94.7	78 - 119	
LCS Dup (B1C1692-BSD1)	Lab File ID: 5L028067.D	Analyzed: 04/06/21 15:03		
1,2-Dinitrobenzene	1000	94.0	78 - 119	
Reference (B1C1692-SRM1)	Lab File ID: 5L028068.D	Analyzed: 04/06/21 15:31		
1,2-Dinitrobenzene	996	89.7	78 - 119	
Calibration Check (S1D0074-CCV2)	Lab File ID: 5L028069.D	Analyzed: 04/06/21 15:59		
1,2-Dinitrobenzene	500	94.0	80 - 120	
29SB126 (1-2) (M1C0514-40RE1)	Lab File ID: 5L028070.D	Analyzed: 04/06/21 16:27		
1,2-Dinitrobenzene	985	85.5	78 - 119	
Duplicate (B1C1692-DUP1)	Lab File ID: 5L028071.D	Analyzed: 04/06/21 16:56		
1,2-Dinitrobenzene	983	85.8	78 - 119	
Duplicate (B1C1692-DUP2)	Lab File ID: 5L028072.D	Analyzed: 04/06/21 17:24		
1,2-Dinitrobenzene	971	85.5	78 - 119	
DUP-04 (M1C0514-41RE1)	Lab File ID: 5L028073.D	Analyzed: 04/06/21 17:52		
1,2-Dinitrobenzene	1000	86.2	78 - 119	
29SB126 (3-4) (M1C0514-42RE1)	Lab File ID: 5L028074.D	Analyzed: 04/06/21 18:20		
1,2-Dinitrobenzene	1010	86.3	78 - 119	
29SB126 (5-6) (M1C0514-43RE1)	Lab File ID: 5L028075.D	Analyzed: 04/06/21 18:48		
1,2-Dinitrobenzene	1040	88.1	78 - 119	
29SB126 (7-8) (M1C0514-44RE1)	Lab File ID: 5L028076.D	Analyzed: 04/06/21 19:17		
1,2-Dinitrobenzene	1020	86.8	78 - 119	
Matrix Spike (B1C1692-MS1)	Lab File ID: 5L028077.D	Analyzed: 04/06/21 19:45		
1,2-Dinitrobenzene	1040	96.7	78 - 119	
Matrix Spike Dup (B1C1692-MSD1)	Lab File ID: 5L028078.D	Analyzed: 04/06/21 20:13		
1,2-Dinitrobenzene	997	98.9	78 - 119	

MICROBAC

Laboratory Report Number: M1C0514
Client Project ID: Longhorn

SURROGATE STANDARD RECOVERY
FORM IIC

Instrument: HPLC5 **Method:** EPA 8330B
Sequence: S1D0074 **Calibration:** 21D0006

Surrogate Compound	Spike Level ug/L	% Recovery	Recovery Limits	Q
Calibration Check (S1D0074-CCV3)	Lab File ID: 5L028079.D	Analyzed: 04/06/21 20:41		
1,2-Dinitrobenzene	500	101	80 - 120	
29SB132 (1-2) (M1C0514-45RE1)	Lab File ID: 5L028080.D	Analyzed: 04/06/21 21:09		
1,2-Dinitrobenzene	1020	86.5	78 - 119	
29SB132 (3-4) (M1C0514-46RE1)	Lab File ID: 5L028081.D	Analyzed: 04/06/21 21:37		
1,2-Dinitrobenzene	958	87.0	78 - 119	
29SB132 (5-6) (M1C0514-47RE1)	Lab File ID: 5L028082.D	Analyzed: 04/06/21 22:06		
1,2-Dinitrobenzene	1000	85.0	78 - 119	
29SB132 (7-8) (M1C0514-48RE1)	Lab File ID: 5L028083.D	Analyzed: 04/06/21 22:34		
1,2-Dinitrobenzene	1010	85.0	78 - 119	
29SB133 (1-2) (M1C0514-49RE1)	Lab File ID: 5L028084.D	Analyzed: 04/06/21 23:02		
1,2-Dinitrobenzene	967	85.2	78 - 119	
29SB133 (3-4) (M1C0514-50RE1)	Lab File ID: 5L028085.D	Analyzed: 04/06/21 23:30		
1,2-Dinitrobenzene	982	83.5	78 - 119	
29SB133 (5-6) (M1C0514-51RE1)	Lab File ID: 5L028086.D	Analyzed: 04/06/21 23:58		
1,2-Dinitrobenzene	1020	85.6	78 - 119	
Calibration Check (S1D0074-CCV4)	Lab File ID: 5L028087.D	Analyzed: 04/07/21 00:26		
1,2-Dinitrobenzene	500	94.4	80 - 120	
29SB133 (7-8) (M1C0514-52RE1)	Lab File ID: 5L028088.D	Analyzed: 04/07/21 00:55		
1,2-Dinitrobenzene	1010	84.9	78 - 119	
29SB130 (1-2) (M1C0514-53RE1)	Lab File ID: 5L028089.D	Analyzed: 04/07/21 01:23		
1,2-Dinitrobenzene	960	83.0	78 - 119	
29SB130 (3-4) (M1C0514-54RE1)	Lab File ID: 5L028090.D	Analyzed: 04/07/21 01:51		
1,2-Dinitrobenzene	978	85.0	78 - 119	
DUP-05 (M1C0514-55RE1)	Lab File ID: 5L028091.D	Analyzed: 04/07/21 02:19		
1,2-Dinitrobenzene	962	84.4	78 - 119	
29SB130 (5-6) (M1C0514-56RE1)	Lab File ID: 5L028092.D	Analyzed: 04/07/21 02:48		
1,2-Dinitrobenzene	997	86.2	78 - 119	
29SB130 (7-8) (M1C0514-57RE1)	Lab File ID: 5L028093.D	Analyzed: 04/07/21 03:16		
1,2-Dinitrobenzene	983	86.1	78 - 119	
29SB131 (1-2) (M1C0514-58RE1)	Lab File ID: 5L028094.D	Analyzed: 04/07/21 03:44		
1,2-Dinitrobenzene	983	82.7	78 - 119	

MICROBAC®

Laboratory Report Number: M1C0514

Client Project ID: Longhorn

SURROGATE STANDARD RECOVERY
FORM IIC

Instrument: HPLC5 **Method:** EPA 8330B

Sequence: S1D0074 **Calibration:** 21D0006

Surrogate Compound	Spike Level ug/L	% Recovery	Recovery Limits	Q
Calibration Check (S1D0074-CCV5)	Lab File ID: 5L028095.D		Analyzed: 04/07/21 04:12	
1,2-Dinitrobenzene	500	94.3	80 - 120	

MICROBAC

Laboratory Report Number: M1C0514
Client Project ID: Longhorn

SURROGATE STANDARD RECOVERY
FORM IIC

Instrument: HPLC5 **Method:** EPA 8330B
Sequence: S1D0115 **Calibration:** 21D0006

Surrogate Compound	Spike Level ug/L	% Recovery	Recovery Limits	Q
Calibration Check (S1D0115-CCV1)	Lab File ID: 5L028096.D	Analyzed: 04/07/21 11:27		
1,2-Dinitrobenzene	500	92.0	80 - 120	
Blank (B1C0835-BLK1)	Lab File ID: 5L028097.D	Analyzed: 04/07/21 12:03		
1,2-Dinitrobenzene	1000	87.2	78 - 119	
Blank (B1C0835-BLK2)	Lab File ID: 5L028098.D	Analyzed: 04/07/21 12:31		
1,2-Dinitrobenzene	1000	74.6	78 - 119	*
LCS (B1C0835-BS1)	Lab File ID: 5L028099.D	Analyzed: 04/07/21 12:59		
1,2-Dinitrobenzene	1000	75.6	78 - 119	*
Reference (B1C0835-SRM1)	Lab File ID: 5L028100.D	Analyzed: 04/07/21 13:27		
1,2-Dinitrobenzene	997	60.9	78 - 119	*
29SB131 (3-4) (M1C0514-59)	Lab File ID: 5L028101.D	Analyzed: 04/07/21 13:56		
1,2-Dinitrobenzene	1010	59.3	78 - 119	*
29SB131 (5-6) (M1C0514-60)	Lab File ID: 5L028102.D	Analyzed: 04/07/21 14:24		
1,2-Dinitrobenzene	1010	53.0	78 - 119	*
29SB131 (7-8) (M1C0514-61)	Lab File ID: 5L028103.D	Analyzed: 04/07/21 14:52		
1,2-Dinitrobenzene	986	52.6	78 - 119	*
Duplicate (B1C0835-DUP1)	Lab File ID: 5L028104.D	Analyzed: 04/07/21 15:20		
1,2-Dinitrobenzene	1000	51.9	78 - 119	*
Duplicate (B1C0835-DUP2)	Lab File ID: 5L028105.D	Analyzed: 04/07/21 15:48		
1,2-Dinitrobenzene	981	48.7	78 - 119	*
Matrix Spike Dup (B1C0835-MSD1)	Lab File ID: 5L028113.D	Analyzed: 04/07/21 15:48		
1,2-Dinitrobenzene	997	38.3	78 - 119	*
29SB127 (1-2) (M1C0514-62)	Lab File ID: 5L028106.D	Analyzed: 04/07/21 16:16		
1,2-Dinitrobenzene	972	41.5	78 - 119	*
Calibration Check (S1D0115-CCV2)	Lab File ID: 5L028107.D	Analyzed: 04/07/21 16:45		
1,2-Dinitrobenzene	500	94.2	80 - 120	
29SB127 (3-4) (M1C0514-63)	Lab File ID: 5L028108.D	Analyzed: 04/07/21 17:13		
1,2-Dinitrobenzene	973	79.9	78 - 119	
DUP-06 (M1C0514-64)	Lab File ID: 5L028109.D	Analyzed: 04/07/21 17:41		
1,2-Dinitrobenzene	999	53.9	78 - 119	*
29SB127 (5-6) (M1C0514-65)	Lab File ID: 5L028110.D	Analyzed: 04/07/21 18:09		
1,2-Dinitrobenzene	1010	79.6	78 - 119	

MICROBAC

Laboratory Report Number: M1C0514

Client Project ID: Longhorn

SURROGATE STANDARD RECOVERY
FORM IIC

Instrument: HPLC5 **Method:** EPA 8330B

Sequence: S1D0115 **Calibration:** 21D0006

Surrogate Compound	Spike Level ug/kg wet	% Recovery	Recovery Limits	Q
29SB127 (7-8) (M1C0514-66)	Lab File ID: 5L028111.D	Analyzed: 04/07/21 18:37		
1,2-Dinitrobenzene	1040	40.6	78 - 119	*
Matrix Spike (B1C0835-MS1)	Lab File ID: 5L028112.D	Analyzed: 04/07/21 19:06		
1,2-Dinitrobenzene	981	42.3	78 - 119	*
29SB128 (1-2) (M1C0514-67)	Lab File ID: 5L028114.D	Analyzed: 04/07/21 20:02		
1,2-Dinitrobenzene	1030	33.5	78 - 119	*
29SB128 (3-4) (M1C0514-68)	Lab File ID: 5L028115.D	Analyzed: 04/07/21 20:30		
1,2-Dinitrobenzene	1020	34.6	78 - 119	*
29SB128 (5-6) (M1C0514-69)	Lab File ID: 5L028116.D	Analyzed: 04/07/21 20:58		
1,2-Dinitrobenzene	966	36.3	78 - 119	*
29SB128 (7-8) (M1C0514-70)	Lab File ID: 5L028117.D	Analyzed: 04/07/21 21:27		
1,2-Dinitrobenzene	999	37.1	78 - 119	*
Calibration Check (S1D0115-CCV3)	Lab File ID: 5L028118.D	Analyzed: 04/07/21 21:55		
1,2-Dinitrobenzene	500	95.7	80 - 120	
Calibration Check (S1D0115-CCV4)	Lab File ID: 5L028129.D	Analyzed: 04/08/21 03:05		
1,2-Dinitrobenzene	500	96.0	80 - 120	
Calibration Check (S1D0115-CCV5)	Lab File ID: 5L028140.D	Analyzed: 04/08/21 08:15		
1,2-Dinitrobenzene	500	96.4	80 - 120	

MICROBAC

Laboratory Report Number: M1C0514

Client Project ID: Longhorn

SURROGATE STANDARD RECOVERY
FORM IIC

Instrument: HPLC6 **Method:** EPA 8330B

Sequence: S1D0148 **Calibration:** 21D0007

Surrogate Compound	Spike Level ug/L	% Recovery	Recovery Limits	Q
Calibration Check (S1D0148-CCV1)	Lab File ID: 6L0008566.D	Analyzed: 04/08/21 12:46		
1,2-Dinitrobenzene	500	88.1	80 - 120	
Blank (B1C1692-BLK3)	Lab File ID: 6L0008567.D	Analyzed: 04/08/21 13:52		
1,2-Dinitrobenzene	1000	90.1	78 - 119	
Blank (B1C1692-BLK4)	Lab File ID: 6L0008568.D	Analyzed: 04/08/21 14:55		
1,2-Dinitrobenzene	1000	90.7	78 - 119	
LCS (B1C1692-BS2)	Lab File ID: 6L0008569.D	Analyzed: 04/08/21 15:58		
1,2-Dinitrobenzene	1000	95.2	78 - 119	
LCS Dup (B1C1692-BSD2)	Lab File ID: 6L0008570.D	Analyzed: 04/08/21 17:00		
1,2-Dinitrobenzene	1000	94.3	78 - 119	
Reference (B1C1692-SRM2)	Lab File ID: 6L0008571.D	Analyzed: 04/08/21 18:03		
1,2-Dinitrobenzene	1000	92.2	78 - 119	
29SB126 (1-2) (M1C0514-40RE3)	Lab File ID: 6L0008573.D	Analyzed: 04/08/21 19:06		
1,2-Dinitrobenzene	985	94.8	78 - 119	
Calibration Check (S1D0148-CCV2)	Lab File ID: 6L0008578.D	Analyzed: 04/09/21 00:20		
1,2-Dinitrobenzene	500	89.9	80 - 120	
Calibration Check (S1D0148-CCV3)	Lab File ID: 6L0008580.D	Analyzed: 04/09/21 02:26		
1,2-Dinitrobenzene	500	94.2	80 - 120	

MICROBAC

Laboratory Report Number: M1C0514
Client Project ID: Longhorn

SURROGATE STANDARD RECOVERY
FORM IIC

Instrument: HPLC5 **Method:** EPA 8330B
Sequence: S1D0218 **Calibration:** 21D0006

Surrogate Compound	Spike Level ug/L	% Recovery	Recovery Limits	Q
Calibration Check (S1D0218-CCV1)	Lab File ID: 5L028331.D	Analyzed: 04/12/21 19:15		
1,2-Dinitrobenzene	500	111	80 - 120	
Blank (B1D0537-BLK1)	Lab File ID: 5L028332.D	Analyzed: 04/12/21 19:43		
1,2-Dinitrobenzene	1000	85.2	78 - 119	
Blank (B1D0537-BLK2)	Lab File ID: 5L028333.D	Analyzed: 04/12/21 20:11		
1,2-Dinitrobenzene	1000	86.5	78 - 119	
LCS (B1D0537-BS1)	Lab File ID: 5L028334.D	Analyzed: 04/12/21 20:39		
1,2-Dinitrobenzene	1000	98.1	78 - 119	
LCS Dup (B1D0537-BSD1)	Lab File ID: 5L028335.D	Analyzed: 04/12/21 21:07		
1,2-Dinitrobenzene	1000	105	78 - 119	
Reference (B1D0537-SRM1)	Lab File ID: 5L028336.D	Analyzed: 04/12/21 21:35		
1,2-Dinitrobenzene	1010	94.8	78 - 119	
29SB131 (5-6) (M1C0514-60RE1)	Lab File ID: 5L028337.D	Analyzed: 04/12/21 22:03		
1,2-Dinitrobenzene	1050	80.6	78 - 119	
29SB131 (7-8) (M1C0514-61RE1)	Lab File ID: 5L028338.D	Analyzed: 04/12/21 22:32		
1,2-Dinitrobenzene	998	79.1	78 - 119	
29SB127 (1-2) (M1C0514-62RE1)	Lab File ID: 5L028339.D	Analyzed: 04/12/21 23:00		
1,2-Dinitrobenzene	954	83.3	78 - 119	
DUP-06 (M1C0514-64RE2)	Lab File ID: 5L028340.D	Analyzed: 04/12/21 23:28		
1,2-Dinitrobenzene	1040	82.8	78 - 119	
Matrix Spike (B1D0537-MS1)	Lab File ID: 5L028341.D	Analyzed: 04/12/21 23:56		
1,2-Dinitrobenzene	1010	109	78 - 119	
Calibration Check (S1D0218-CCV2)	Lab File ID: 5L028342.D	Analyzed: 04/13/21 00:24		
1,2-Dinitrobenzene	500	104	80 - 120	
29SB127 (7-8) (M1C0514-66RE1)	Lab File ID: 5L028343.D	Analyzed: 04/13/21 00:53		
1,2-Dinitrobenzene	972	85.8	78 - 119	
29SB128 (1-2) (M1C0514-67RE1)	Lab File ID: 5L028344.D	Analyzed: 04/13/21 01:21		
1,2-Dinitrobenzene	1010	82.1	78 - 119	
Matrix Spike Dup (B1D0537-MSD1)	Lab File ID: 5L028345.D	Analyzed: 04/13/21 01:49		
1,2-Dinitrobenzene	964	99.6	78 - 119	
29SB128 (3-4) (M1C0514-68RE1)	Lab File ID: 5L028346.D	Analyzed: 04/13/21 02:17		
1,2-Dinitrobenzene	983	105	78 - 119	

MICROBAC®

Laboratory Report Number: M1C0514

Client Project ID: Longhorn

SURROGATE STANDARD RECOVERY
FORM IIC

Instrument: HPLC5 **Method:** EPA 8330B

Sequence: S1D0218 **Calibration:** 21D0006

Surrogate Compound	Spike Level ug/kg wet	% Recovery	Recovery Limits	Q
29SB128 (5-6) (M1C0514-69RE1)	Lab File ID: 5L028347.D		Analyzed: 04/13/21 02:45	
1,2-Dinitrobenzene	989	108	78 - 119	
29SB128 (7-8) (M1C0514-70RE1)	Lab File ID: 5L028348.D		Analyzed: 04/13/21 03:14	
1,2-Dinitrobenzene	1050	103	78 - 119	
Calibration Check (S1D0218-CCV3)	Lab File ID: 5L028353.D		Analyzed: 04/13/21 05:35	
1,2-Dinitrobenzene	500	103	80 - 120	

* - Does not meet acceptance criteria.

MICROBAC®

FORM III:
HPLC Organics
EPA 8330B
BS/BSD, MS/MSD, DUP

Microbac Laboratories, Inc.
158 Starlite Drive | Marietta, OH 45750 | 800.373.4071 | www.microbac.com

MICROBAC®

Laboratory Report Number: M1C0514
Client Project ID: Longhorn

Matrix Spike/Duplicate (MS/MSD)
FORM IIIA

Method:	EPA 8330B	**Parent**	**Spike**	**Duplicate**
Batch:	B1C0704	**Sample ID:** M1C0514-19	B1C0704-MS1	B1C0704-MSD1
Matrix:	Solid	**Prepared:** 03/11/2021 17:55	03/11/21 17:55	03/11/21 17:55
Units:	ug/kg wet	**Analyzed:** 03/13/2021 03:25	03/13/21 03:48	03/13/21 04:12
Instrument:	HPLC5	**File ID:** 5L027831.D	5L027832.D	5L027833.D
Calibration:	21B0020	**Dilution:** 1	1	1
Analyst:	JWR			

Analyte	Parent	MS Spiked	MS Found	MS %Rec	MSD Spiked	MSD Found	MSD %Rec	%RPD	%Rec Limts	RPD Limit	Q
1,3-Dinitrobenzene	ND	986	969	98.2	995	976	98.0	0.687	73 - 119	20	
2,4,6-Trinitrotoluene	ND	986	989	100	995	997	100	0.779	71 - 120	20	
2,4-Dinitrotoluene	ND	986	1030	104	995	1040	104	1.01	75 - 121	20	
2,6-Dinitrotoluene	ND	986	989	100	995	997	100	0.884	79 - 117	20	
2-Amino-4,6-dinitrotoluene (2-ar	ND	986	1020	103	995	1030	103	1.05	71 - 123	20	
2-Nitrotoluene	ND	986	1000	102	995	1010	102	0.932	70 - 124	20	
3-Nitrotoluene	ND	986	1010	103	995	1020	103	1.15	67 - 129	20	
4-Amino-2,6-dinitrotoluene	ND	986	1050	107	995	1060	107	0.891	64 - 127	20	
4-Nitrotoluene	ND	986	1010	103	995	1020	102	0.587	71 - 124	20	

Surrogate	Parent	MS Spiked	MS Found	MS %Rec	MSD Spiked	MSD Found	MSD %Rec	%RPD	%Rec Limts	RPD Limit	Q
1,2-Dinitrobenzene		986	916	92.9	995	927	93.1		78 - 119		

* - Exceeds %Rec Limit
\# - Exceeds RPD Limit

MICROBAC®

Laboratory Report Number: M1C0514

Client Project ID: Longhorn

Matrix Spike/Duplicate (MS/MSD)

FORM IIIA

Method:	EPA 8330B	**Parent**	**Spike**	**Duplicate**
Batch:	B1C0710	**Sample ID:** M1C0514-30	B1C0710-MS1	B1C0710-MSD1
Matrix:	Solid	**Prepared:** 03/11/2021 17:50	03/11/21 17:50	03/11/21 17:50
Units:	ug/kg wet	**Analyzed:** 03/13/2021 11:32	03/13/21 11:56	03/13/21 12:19
Instrument:	HPLC5	**File ID:** 5L027852.D	5L027853.D	5L027854.D
Calibration:	21B0020	**Dilution:** 1	1	1
Analyst:	JWR			

Analyte	Parent	MS Spiked	MS Found	MS %Rec	MSD Spiked	MSD Found	MSD %Rec	%RPD	%Rec Limts	RPD Limit	Q
1,3-Dinitrobenzene	ND	1030	1020	99.0	1020	1010	99.1	0.700	73 - 119	20	
2,4,6-Trinitrotoluene	ND	1030	1060	103	1020	1050	103	1.20	71 - 120	20	
2,4-Dinitrotoluene	571	1030	1690	109	1020	1690	109	0.348	75 - 121	20	
2,6-Dinitrotoluene	135	1030	1180	101	1020	1170	101	0.859	79 - 117	20	
2-Amino-4,6-dinitrotoluene (2-ar	ND	1030	1150	111	1020	1140	112	0.242	71 - 123	20	
2-Nitrotoluene	155	1030	1240	105	1020	1230	105	1.21	70 - 124	20	
3-Nitrotoluene	ND	1030	1130	110	1020	1110	109	1.98	67 - 129	20	
4-Amino-2,6-dinitrotoluene	ND	1030	1130	110	1020	1130	110	0.209	64 - 127	20	
4-Nitrotoluene	218	1030	1310	106	1020	1300	105	1.07	71 - 124	20	

Surrogate	Parent	MS Spiked	MS Found	MS %Rec	MSD Spiked	MSD Found	MSD %Rec	%RPD	%Rec Limts	RPD Limit	Q
1,2-Dinitrobenzene		1030	1150	111	1020	1150	112		78 - 119		

* - Exceeds %Rec Limit
\# - Exceeds RPD Limit

MICROBAC®

Laboratory Report Number: M1C0514
Client Project ID: Longhorn

Matrix Spike/Duplicate (MS/MSD)
FORM IIIA

Method:	EPA 8330B	**Parent**	**Spike**	**Duplicate**
Batch:	B1C0710	**Sample ID:** M1C0514-30RE1	B1C0710-MS2	B1C0710-MSD2
Matrix:	Solid	**Prepared:** 03/11/2021 17:50	03/11/21 17:50	03/11/21 17:50
Units:	ug/kg wet	**Analyzed:** 03/16/2021 19:12	03/16/21 20:05	03/16/21 20:58
Instrument:	HPLC6	**File ID:** 6L0008470.D	6L0008471.D	6L0008472.D
Calibration:	20E0017	**Dilution:** 1	1	1
Analyst:	JWR			

Analyte	Parent	MS Spiked	MS Found	MS %Rec	MSD Spiked	MSD Found	MSD %Rec	%RPD	%Rec Limts	RPD Limit	Q
1,3-Dinitrobenzene	ND	1030	1080	105	1020	1080	105	0.475	73 - 119	20	
2,4,6-Trinitrotoluene	ND	1030	1050	102	1020	1040	102	0.360	71 - 120	20	
2,4-Dinitrotoluene	570	1030	1630	102	1020	1630	104	0.422	75 - 121	20	
2,6-Dinitrotoluene	149	1030	1210	102	1020	1230	105	1.58	79 - 117	20	
2-Amino-4,6-dinitrotoluene (2-ar	ND	1030	1450	140	1020	1490	146	2.82	71 - 123	20	*
2-Nitrotoluene	178	1030	1250	104	1020	1240	103	1.17	70 - 124	20	
3-Nitrotoluene	ND	1030	1290	125	1020	1260	123	2.39	67 - 129	20	
4-Amino-2,6-dinitrotoluene	ND	1030	860	83.3	1020	872	85.1	1.43	64 - 127	20	
4-Nitrotoluene	219	1030	1260	101	1020	1240	100	1.37	71 - 124	20	

Surrogate	Parent	MS Spiked	MS Found	MS %Rec	MSD Spiked	MSD Found	MSD %Rec	%RPD	%Rec Limts	RPD Limit	Q
1,2-Dinitrobenzene		1030	924	89.5	1020	922	90.0		78 - 119		

* - Exceeds %Rec Limit
\# - Exceeds RPD Limit

MICROBAC®

Laboratory Report Number: M1C0514

Client Project ID: Longhorn

Matrix Spike/Duplicate (MS/MSD)

FORM IIIA

Method:	EPA 8330B	**Parent**	**Spike**	**Duplicate**
Batch:	B1C0802	**Sample ID:** M1C0514-44	B1C0802-MS1	B1C0802-MSD1
Matrix:	Solid	**Prepared:**	03/13/21 13:00	03/13/21 13:00
Units:	ug/kg wet	**Analyzed:**	03/25/21 23:59	03/26/21 00:28
Instrument:	HPLC5	**File ID:**	5L027942.D	5L027943.D
Calibration:	21B0020	**Dilution:**	1	1
Analyst:	ECL			

Analyte	Parent	MS Spiked	MS Found	MS %Rec	MSD Spiked	MSD Found	MSD %Rec	%RPD	%Rec Limts	RPD Limit	Q
1,3-Dinitrobenzene	ND	966	969	100	1020	1020	99.3	4.96	73 - 119	20	
2,4,6-Trinitrotoluene	ND	966	1020	106	1020	1070	105	4.97	71 - 120	20	
2,4-Dinitrotoluene	ND	966	1070	111	1020	1130	110	5.05	75 - 121	20	
2,6-Dinitrotoluene	ND	966	1000	104	1020	1060	103	5.17	79 - 117	20	
2-Amino-4,6-dinitrotoluene (2-ar	ND	966	1050	108	1020	1100	107	4.86	71 - 123	20	
2-Nitrotoluene	ND	966	1020	106	1020	1070	105	4.77	70 - 124	20	
3-Nitrotoluene	ND	966	1050	109	1020	1100	108	5.11	67 - 129	20	
4-Amino-2,6-dinitrotoluene	ND	966	1100	114	1020	1160	113	4.67	64 - 127	20	
4-Nitrotoluene	ND	966	1050	109	1020	1100	108	4.80	71 - 124	20	

Surrogate	Parent	MS Spiked	MS Found	MS %Rec	MSD Spiked	MSD Found	MSD %Rec	%RPD	%Rec Limts	RPD Limit	Q
1,2-Dinitrobenzene		966	936	96.9	1020	997	97.3		78 - 119		

* - Exceeds %Rec Limit
\# - Exceeds RPD Limit

MICROBAC®

Laboratory Report Number: M1C0514
Client Project ID: Longhorn

Matrix Spike/Duplicate (MS/MSD)
FORM IIIA

Method:	EPA 8330B	**Parent**	**Spike**	**Duplicate**
Batch:	B1C0835	**Sample ID:** M1C0514-66	B1C0835-MS1	B1C0835-MSD1
Matrix:	Solid	**Prepared:** 03/15/2021 16:30	03/15/21 16:30	03/15/21 16:30
Units:	ug/kg wet	**Analyzed:** 04/07/2021 18:37	04/07/21 19:06	04/07/21 15:48
Instrument:	HPLC5	**File ID:** 5L028111.D	5L028112.D	5L028113.D
Calibration:	21D0006	**Dilution:** 1	1	1
Analyst:	ECL			

Analyte	Parent	MS Spiked	MS Found	MS %Rec	MSD Spiked	MSD Found	MSD %Rec	%RPD	%Rec Limts	RPD Limit	Q
1,3-Dinitrobenzene	ND	981	465	47.4	997	436	43.7	6.59	73 - 119	20	*
2,4,6-Trinitrotoluene	ND	981	286	29.1	997	254	25.4	11.9	71 - 120	20	*
2,4-Dinitrotoluene	ND	981	422	43.0	997	382	38.4	9.94	75 - 121	20	*
2,6-Dinitrotoluene	ND	981	398	40.6	997	361	36.3	9.70	79 - 117	20	*
2-Amino-4,6-dinitrotoluene (2-ar	ND	981	406	41.4	997	370	37.1	9.52	71 - 123	20	*
2-Nitrotoluene	ND	981	463	47.2	997	431	43.2	7.28	70 - 124	20	*
3-Nitrotoluene	ND	981	461	47.0	997	425	42.6	8.08	67 - 129	20	*
4-Amino-2,6-dinitrotoluene	ND	981	425	43.4	997	387	38.8	9.51	64 - 127	20	*
4-Nitrotoluene	ND	981	461	47.0	997	ND	0		71 - 124	20	# *

Surrogate	Parent	MS Spiked	MS Found	MS %Rec	MSD Spiked	MSD Found	MSD %Rec	%RPD	%Rec Limts	RPD Limit	Q
1,2-Dinitrobenzene		981	415	42.3	997	381	38.3		78 - 119		*

* - Exceeds %Rec Limit
\# - Exceeds RPD Limit

MICROBAC®

Laboratory Report Number: M1C0514

Client Project ID: Longhorn

Matrix Spike/Duplicate (MS/MSD)

FORM IIIA

Method:	EPA 8330B	**Parent**	**Spike**	**Duplicate**
Batch:	B1C1692	**Sample ID:** M1C0514-44RE1	B1C1692-MS1	B1C1692-MSD1
Matrix:	Solid	**Prepared:** 03/31/2021 19:00	03/31/21 19:00	03/31/21 19:00
Units:	ug/kg wet	**Analyzed:** 04/06/2021 19:17	04/06/21 19:45	04/06/21 20:13
Instrument:	HPLC5	**File ID:** 5L028076.D	5L028077.D	5L028078.D
Calibration:	21D0006	**Dilution:** 1	1	1
Analyst:	JWR			

Analyte	Parent	MS Spiked	MS Found	MS %Rec	MSD Spiked	MSD Found	MSD %Rec	%RPD	%Rec Limts	RPD Limit	Q
1,3-Dinitrobenzene	ND	1040	1060	102	997	1030	104	2.15	73 - 119	20	
2,4,6-Trinitrotoluene	ND	1040	1050	101	997	1030	103	2.71	71 - 120	20	
2,4-Dinitrotoluene	ND	1040	1130	108	997	1100	110	2.57	75 - 121	20	
2,6-Dinitrotoluene	ND	1040	1070	103	997	1040	105	2.80	79 - 117	20	
2-Amino-4,6-dinitrotoluene (2-ar	ND	1040	1080	104	997	1050	105	3.12	71 - 123	20	
2-Nitrotoluene	ND	1040	1070	103	997	1040	105	2.43	70 - 124	20	
3-Nitrotoluene	ND	1040	1080	104	997	1060	106	2.37	67 - 129	20	
4-Amino-2,6-dinitrotoluene	ND	1040	1160	112	997	1130	113	2.96	64 - 127	20	
4-Nitrotoluene	ND	1040	1090	105	997	1060	106	2.77	71 - 124	20	

Surrogate	Parent	MS Spiked	MS Found	MS %Rec	MSD Spiked	MSD Found	MSD %Rec	%RPD	%Rec Limts	RPD Limit	Q
1,2-Dinitrobenzene		1040	1010	96.7	997	986	98.9		78 - 119		

* - Exceeds %Rec Limit
\# - Exceeds RPD Limit

MICROBAC®

Laboratory Report Number: M1C0514

Client Project ID: Longhorn

Matrix Spike/Duplicate (MS/MSD)

FORM IIIA

Method:	EPA 8330B	**Parent**	**Spike**	**Duplicate**
Batch:	B1D0537	**Sample ID:** M1C0514-66RE1	B1D0537-MS1	B1D0537-MSD1
Matrix:	Solid	**Prepared:** 04/09/2021 14:23	04/09/21 14:23	04/09/21 14:23
Units:	ug/kg wet	**Analyzed:** 04/13/2021 00:53	04/12/21 23:56	04/13/21 01:49
Instrument:	HPLC5	**File ID:** 5L028343.D	5L028341.D	5L028345.D
Calibration:	21D0006	**Dilution:** 1	1	1
Analyst:	JWR			

Analyte	Parent	MS Spiked	MS Found	MS %Rec	MSD Spiked	MSD Found	MSD %Rec	%RPD	%Rec Limts	RPD Limit	Q
1,3-Dinitrobenzene	ND	1010	847	84.0	964	808	83.8	4.74	73 - 119	20	
2,4,6-Trinitrotoluene	ND	1010	930	92.1	964	883	91.6	5.10	71 - 120	20	
2,4-Dinitrotoluene	ND	1010	1220	121	964	1120	116	8.57	75 - 121	20	
2,6-Dinitrotoluene	ND	1010	959	95.0	964	887	92.0	7.79	79 - 117	20	
2-Amino-4,6-dinitrotoluene (2-ar	ND	1010	855	84.8	964	800	82.9	6.72	71 - 123	20	
2-Nitrotoluene	ND	1010	949	94.1	964	872	90.5	8.46	70 - 124	20	
3-Nitrotoluene	ND	1010	989	98.0	964	922	95.6	6.99	67 - 129	20	
4-Amino-2,6-dinitrotoluene	ND	1010	981	97.2	964	936	97.1	4.66	64 - 127	20	
4-Nitrotoluene	ND	1010	1020	101	964	955	99.0	6.76	71 - 124	20	

Surrogate	Parent	MS Spiked	MS Found	MS %Rec	MSD Spiked	MSD Found	MSD %Rec	%RPD	%Rec Limts	RPD Limit	Q
1,2-Dinitrobenzene		1010	1100	109	964	961	99.6		78 - 119		

* - Exceeds %Rec Limit
\# - Exceeds RPD Limit

MICROBAC

Laboratory Report Number: M1C0514

Client Project ID: Longhorn

BLANK SPIKE / DUPLICATE (BS/BSD)

FORM IIIB

Method:	EPA 8330B		**Blank Spike**	**Duplicate**
Batch:	B1C0516	**Spike ID:**	B1C0516-BS1	B1C0516-BSD1
Analyst:	JWR	**Prepared:**	03/09/21 13:23	03/09/21 13:23
Matrix:	Aqueous	**Analyzed:**	03/09/21 17:31	03/09/21 18:10
Units:	ug/L	**File ID:**	5L027795.D	5L027796.D
Instrument:	HPLC5	**Initial/Final:**	1000mL/10mL	1000mL/10mL
Calibration:	21B0020			

Analyte	BS Spiked	BS Found	BS %Rec	BSD Spiked	BSD Found	BSD %Rec	%RPD	%Rec Limts	RPD Limit	Q
1,3-Dinitrobenzene	5.00	4.83	96.5	5.00	5.16	103	6.75	78 - 120	20	
2,4,6-Trinitrotoluene	5.00	4.36	87.1	5.00	4.66	93.2	6.73	71 - 123	20	
2,4-Dinitrotoluene	5.00	4.82	96.4	5.00	5.17	103	7.05	78 - 120	20	
2,6-Dinitrotoluene	5.00	4.87	97.5	5.00	5.20	104	6.49	77 - 127	20	
2-Amino-4,6-dinitrotoluene (2-am-dnt)	5.00	5.11	102	5.00	5.41	108	5.80	79 - 120	20	
2-Nitrotoluene	5.00	4.75	95.0	5.00	5.05	101	6.09	70 - 127	20	
3-Nitrotoluene	5.00	4.86	97.2	5.00	5.16	103	5.96	73 - 125	20	
4-Amino-2,6-dinitrotoluene	5.00	5.31	106	5.00	5.64	113	5.89	76 - 125	20	
4-Nitrotoluene	5.00	4.77	95.4	5.00	5.10	102	6.73	71 - 127	20	

Surrogate	BS Spiked	BS Found	BS %Rec	BSD Spiked	BSD Found	BSD %Rec	%RPD	%Rec Limts	RPD Limit	Q
1,2-Dinitrobenzene	5.00	4.62	92.3	5.00	4.83	96.6		83 - 119		

* - Does not meet %Rec acceptance criteria.
\# - Does not meet RPD acceptance criteria.
NS - Analyte Not Spiked

MICROBAC

Laboratory Report Number: M1C0514

Client Project ID: Longhorn

BLANK SPIKE / DUPLICATE (BS/BSD)

FORM IIIB

Method:	EPA 8330B		**Blank Spike**	**Duplicate**
Batch:	B1C0516	**Spike ID:**	B1C0516-BS2	B1C0516-BSD2
Analyst:	JWR	**Prepared:**	03/09/21 13:23	03/09/21 13:23
Matrix:	Aqueous	**Analyzed:**	03/10/21 17:17	03/10/21 18:49
Units:	ug/L	**File ID:**	6L0008439.D	6L0008440.D
Instrument:	HPLC6	**Initial/Final:**	1000mL/10mL	1000mL/10mL
Calibration:	20E0017			

Analyte	BS Spiked	BS Found	BS %Rec	BSD Spiked	BSD Found	BSD %Rec	%RPD	%Rec Limts	RPD Limit	Q
1,3-Dinitrobenzene	5.00	4.62	92.4	5.00	4.93	98.7	6.52	78 - 120	20	
2,4,6-Trinitrotoluene	5.00	4.22	84.4	5.00	4.52	90.4	6.81	71 - 123	20	
2,4-Dinitrotoluene	5.00	4.83	96.6	5.00	5.16	103	6.50	78 - 120	20	
2,6-Dinitrotoluene	5.00	4.87	97.3	5.00	5.18	104	6.22	77 - 127	20	
2-Amino-4,6-dinitrotoluene (2-am-dnt)	5.00	4.73	94.6	5.00	5.02	100	6.04	79 - 120	20	
2-Nitrotoluene	5.00	4.70	94.0	5.00	5.00	100	6.28	70 - 127	20	
3-Nitrotoluene	5.00	4.94	98.8	5.00	5.29	106	6.76	73 - 125	20	
4-Amino-2,6-dinitrotoluene	5.00	4.72	94.4	5.00	4.99	99.8	5.53	76 - 125	20	
4-Nitrotoluene	5.00	4.63	92.5	5.00	4.90	98.1	5.86	71 - 127	20	

Surrogate	BS Spiked	BS Found	BS %Rec	BSD Spiked	BSD Found	BSD %Rec	%RPD	%Rec Limts	RPD Limit	Q
1,2-Dinitrobenzene	5.00	4.33	86.7	5.00	4.48	89.6		83 - 119		

* - Does not meet %Rec acceptance criteria.
\# - Does not meet RPD acceptance criteria.
NS - Analyte Not Spiked

MICROBAC®

Laboratory Report Number: M1C0514

Client Project ID: Longhorn

BLANK SPIKE (BS)

FORM IIIB

Method:	EPA 8330B		**Blank Spike**
Batch:	B1C0704	**Spike ID:**	B1C0704-BS1
Analyst:	JWR	**Prepared:**	03/11/21 17:55
Matrix:	Solid	**Analyzed:**	03/12/21 18:09
Units:	ug/kg wet	**File ID:**	5L027807.D
Instrument:	HPLC5	**Initial/Final:**	10g/40mL
Calibration:	21B0020		

Analyte	BS Spiked	BS Found	BS %Rec	%Rec Limts	Q
1,3-Dinitrobenzene	1000	959	95.9	73 - 119	
2,4,6-Trinitrotoluene	1000	971	97.1	71 - 120	
2,4-Dinitrotoluene	1000	1050	105	75 - 121	
2,6-Dinitrotoluene	1000	1010	101	79 - 117	
2-Amino-4,6-dinitrotoluene (2-am-dnt)	1000	1060	106	71 - 123	
2-Nitrotoluene	1000	987	98.7	70 - 124	
3-Nitrotoluene	1000	1010	101	67 - 129	
4-Amino-2,6-dinitrotoluene	1000	1060	106	64 - 127	
4-Nitrotoluene	1000	1000	100	71 - 124	

Surrogate	BS Spiked	BS Found	BS %Rec	%Rec Limts	Q
1,2-Dinitrobenzene	1000	926	92.6	78 - 119	

* - Does not meet %Rec acceptance criteria.
\# - Does not meet RPD acceptance criteria.
NS - Analyte Not Spiked

MICROBAC

Laboratory Report Number: M1C0514

Client Project ID: Longhorn

BLANK SPIKE (BS)

FORM IIIB

Method:	EPA 8330B		**Blank Spike**
Batch:	B1C0704	**Spike ID:**	B1C0704-SRM1
Analyst:	JWR	**Prepared:**	03/11/21 17:55
Matrix:	Solid	**Analyzed:**	03/12/21 18:32
Units:	ug/kg wet	**File ID:**	5L027808.D
Instrument:	HPLC5	**Initial/Final:**	9.92g/40mL
Calibration:	21B0020		

Analyte	BS Spiked	BS Found	BS %Rec	%Rec Limts	Q
1,3-Dinitrobenzene	1010	873	86.5	73 - 119	
2,4,6-Trinitrotoluene	808	694	85.8	71 - 120	
2,4-Dinitrotoluene	637	605	95.0	75 - 121	
2,6-Dinitrotoluene	1320	1260	95.2	79 - 117	
2-Amino-4,6-dinitrotoluene (2-am-dnt)	651	480	73.8	71 - 123	
2-Nitrotoluene	1460	1360	93.1	70 - 124	
3-Nitrotoluene	1020	909	89.1	67 - 129	
4-Amino-2,6-dinitrotoluene	947	629	66.4	64 - 127	
4-Nitrotoluene	1830	1650	90.0	71 - 124	

Surrogate	BS Spiked	BS Found	BS %Rec	%Rec Limts	Q
1,2-Dinitrobenzene	1010	914	90.7	78 - 119	

* - Does not meet %Rec acceptance criteria.
\# - Does not meet RPD acceptance criteria.
NS - Analyte Not Spiked

MICROBAC®

Laboratory Report Number: M1C0514

Client Project ID: Longhorn

BLANK SPIKE (BS)

FORM IIIB

Method:	EPA 8330B		**Blank Spike**
Batch:	B1C0704	**Spike ID:**	B1C0704-SRM2
Analyst:	JWR	**Prepared:**	03/11/21 17:55
Matrix:	Solid	**Analyzed:**	03/15/21 22:56
Units:	ug/kg wet	**File ID:**	6L0008447.D
Instrument:	HPLC6	**Initial/Final:**	9.92g/40mL
Calibration:	20E0017		

Analyte	BS Spiked	BS Found	BS %Rec	%Rec Limts	Q
1,3-Dinitrobenzene	1010	842	83.4	73 - 119	
2,4,6-Trinitrotoluene	808	670	82.9	71 - 120	
2,4-Dinitrotoluene	637	587	92.1	75 - 121	
2,6-Dinitrotoluene	1320	1270	95.9	79 - 117	
2-Amino-4,6-dinitrotoluene (2-am-dnt)	651	491	75.4	71 - 123	
2-Nitrotoluene	1460	1330	91.2	70 - 124	
3-Nitrotoluene	1020	970	95.1	67 - 129	
4-Amino-2,6-dinitrotoluene	947	533	56.3	64 - 127	*
4-Nitrotoluene	1830	1610	87.9	71 - 124	

Surrogate	BS Spiked	BS Found	BS %Rec	%Rec Limts	Q
1,2-Dinitrobenzene	1010	892	88.5	78 - 119	

* - Does not meet %Rec acceptance criteria.
\# - Does not meet RPD acceptance criteria.
NS - Analyte Not Spiked

MICROBAC

Laboratory Report Number: M1C0514

Client Project ID: Longhorn

BLANK SPIKE (BS)

FORM IIIB

Method:	EPA 8330B		**Blank Spike**
Batch:	B1C0704	**Spike ID:**	B1C0704-BS2
Analyst:	JWR	**Prepared:**	03/11/21 17:55
Matrix:	Solid	**Analyzed:**	03/15/21 22:04
Units:	ug/kg wet	**File ID:**	6L0008446.D
Instrument:	HPLC6	**Initial/Final:**	10g/40mL
Calibration:	20E0017		

Analyte	BS Spiked	BS Found	BS %Rec	%Rec Limts	Q
1,3-Dinitrobenzene	1000	941	94.1	73 - 119	
2,4,6-Trinitrotoluene	1000	964	96.4	71 - 120	
2,4-Dinitrotoluene	1000	987	98.7	75 - 121	
2,6-Dinitrotoluene	1000	1000	100	79 - 117	
2-Amino-4,6-dinitrotoluene (2-am-dnt)	1000	967	96.7	71 - 123	
2-Nitrotoluene	1000	986	98.6	70 - 124	
3-Nitrotoluene	1000	1030	103	67 - 129	
4-Amino-2,6-dinitrotoluene	1000	963	96.3	64 - 127	
4-Nitrotoluene	1000	1050	105	71 - 124	

Surrogate	BS Spiked	BS Found	BS %Rec	%Rec Limts	Q
1,2-Dinitrobenzene	1000	870	87.0	78 - 119	

* - Does not meet %Rec acceptance criteria.
\# - Does not meet RPD acceptance criteria.
NS - Analyte Not Spiked

MICROBAC®

Laboratory Report Number: M1C0514

BLANK SPIKE (BS)

Client Project ID: Longhorn

FORM IIIB

Method:	EPA 8330B		**Blank Spike**
Batch:	B1C0710	**Spike ID:**	B1C0710-BS1
Analyst:	JWR	**Prepared:**	03/11/21 17:50
Matrix:	Solid	**Analyzed:**	03/13/21 06:08
Units:	ug/kg wet	**File ID:**	5L027838.D
Instrument:	HPLC5	**Initial/Final:**	10g/40mL
Calibration:	21B0020		

Analyte	BS Spiked	BS Found	BS %Rec	%Rec Limts	Q
1,3-Dinitrobenzene	1000	1020	102	73 - 119	
2,4,6-Trinitrotoluene	1000	1010	101	71 - 120	
2,4-Dinitrotoluene	1000	1050	105	75 - 121	
2,6-Dinitrotoluene	1000	1010	101	79 - 117	
2-Amino-4,6-dinitrotoluene (2-am-dnt)	1000	1050	105	71 - 123	
2-Nitrotoluene	1000	1000	100	70 - 124	
3-Nitrotoluene	1000	1030	103	67 - 129	
4-Amino-2,6-dinitrotoluene	1000	1110	111	64 - 127	
4-Nitrotoluene	1000	1010	101	71 - 124	

Surrogate	BS Spiked	BS Found	BS %Rec	%Rec Limts	Q
1,2-Dinitrobenzene	1000	939	93.9	78 - 119	

* - Does not meet %Rec acceptance criteria.
\# - Does not meet RPD acceptance criteria.
NS - Analyte Not Spiked

MICROBAC

Laboratory Report Number: M1C0514

Client Project ID: Longhorn

BLANK SPIKE (BS)

FORM IIIB

Method:	EPA 8330B		**Blank Spike**
Batch:	B1C0710	**Spike ID:**	B1C0710-SRM1
Analyst:	JWR	**Prepared:**	03/11/21 17:50
Matrix:	Solid	**Analyzed:**	03/13/21 06:31
Units:	ug/kg wet	**File ID:**	5L027839.D
Instrument:	HPLC5	**Initial/Final:**	10.03g/40mL
Calibration:	21B0020		

Analyte	BS Spiked	BS Found	BS %Rec	%Rec Limts	Q
1,3-Dinitrobenzene	1010	833	82.5	73 - 119	
2,4,6-Trinitrotoluene	808	649	80.4	71 - 120	
2,4-Dinitrotoluene	637	566	88.8	75 - 121	
2,6-Dinitrotoluene	1320	1190	90.4	79 - 117	
2-Amino-4,6-dinitrotoluene (2-am-dnt)	651	436	67.0	71 - 123	*
2-Nitrotoluene	1460	1260	86.3	70 - 124	
3-Nitrotoluene	1020	832	81.5	67 - 129	
4-Amino-2,6-dinitrotoluene	947	602	63.5	64 - 127	*
4-Nitrotoluene	1830	1490	81.3	71 - 124	

Surrogate	BS Spiked	BS Found	BS %Rec	%Rec Limts	Q
1,2-Dinitrobenzene	997	875	87.8	78 - 119	

* - Does not meet %Rec acceptance criteria.
\# - Does not meet RPD acceptance criteria.
NS - Analyte Not Spiked

MICROBAC

Laboratory Report Number: M1C0514

BLANK SPIKE (BS)

Client Project ID: Longhorn

FORM IIIB

Method:	EPA 8330B		**Blank Spike**
Batch:	B1C0710	**Spike ID:**	B1C0710-SRM2
Analyst:	JWR	**Prepared:**	03/11/21 17:50
Matrix:	Solid	**Analyzed:**	03/16/21 08:38
Units:	ug/kg wet	**File ID:**	6L0008458.D
Instrument:	HPLC6	**Initial/Final:**	10.03g/40mL
Calibration:	20E0017		

Analyte	BS Spiked	BS Found	BS %Rec	%Rec Limts	Q
1,3-Dinitrobenzene	1010	761	75.3	73 - 119	
2,4,6-Trinitrotoluene	808	606	75.0	71 - 120	
2,4-Dinitrotoluene	637	540	84.8	75 - 121	
2,6-Dinitrotoluene	1320	1190	90.2	79 - 117	
2-Amino-4,6-dinitrotoluene (2-am-dnt)	651	443	68.0	71 - 123	*
2-Nitrotoluene	1460	1250	85.7	70 - 124	
3-Nitrotoluene	1020	791	77.6	67 - 129	
4-Amino-2,6-dinitrotoluene	947	459	48.4	64 - 127	*
4-Nitrotoluene	1830	1530	83.8	71 - 124	

Surrogate	BS Spiked	BS Found	BS %Rec	%Rec Limts	Q
1,2-Dinitrobenzene	997	865	86.7	78 - 119	

* - Does not meet %Rec acceptance criteria.
\# - Does not meet RPD acceptance criteria.
NS - Analyte Not Spiked

MICROBAC

Laboratory Report Number: M1C0514

Client Project ID: Longhorn

BLANK SPIKE (BS)

FORM IIIB

Method:	EPA 8330B		**Blank Spike**
Batch:	B1C0710	**Spike ID:**	B1C0710-BS2
Analyst:	JWR	**Prepared:**	03/11/21 17:50
Matrix:	Solid	**Analyzed:**	03/16/21 07:45
Units:	ug/kg wet	**File ID:**	6L0008457.D
Instrument:	HPLC6	**Initial/Final:**	10g/40mL
Calibration:	20E0017		

Analyte	BS Spiked	BS Found	BS %Rec	%Rec Limts	Q
1,3-Dinitrobenzene	1000	952	95.2	73 - 119	
2,4,6-Trinitrotoluene	1000	990	99.0	71 - 120	
2,4-Dinitrotoluene	1000	1010	101	75 - 121	
2,6-Dinitrotoluene	1000	1020	102	79 - 117	
2-Amino-4,6-dinitrotoluene (2-am-dnt)	1000	990	99.0	71 - 123	
2-Nitrotoluene	1000	1030	103	70 - 124	
3-Nitrotoluene	1000	1020	102	67 - 129	
4-Amino-2,6-dinitrotoluene	1000	965	96.5	64 - 127	
4-Nitrotoluene	1000	1040	104	71 - 124	

Surrogate	BS Spiked	BS Found	BS %Rec	%Rec Limts	Q
1,2-Dinitrobenzene	1000	882	88.2	78 - 119	

* - Does not meet %Rec acceptance criteria.
\# - Does not meet RPD acceptance criteria.
NS - Analyte Not Spiked

MICROBAC®

Laboratory Report Number: M1C0514

Client Project ID: Longhorn

BLANK SPIKE (BS)

FORM IIIB

Method:	EPA 8330B		**Blank Spike**
Batch:	B1C0802	**Spike ID:**	B1C0802-BS1
Analyst:	ECL	**Prepared:**	03/13/21 13:00
Matrix:	Solid	**Analyzed:**	03/25/21 19:17
Units:	ug/kg wet	**File ID:**	5L027932.D
Instrument:	HPLC5	**Initial/Final:**	10g/40mL
Calibration:	21B0020		

Analyte	BS Spiked	BS Found	BS %Rec	%Rec Limts	Q
1,3-Dinitrobenzene	1000	624	62.4	73 - 119	*
2,4,6-Trinitrotoluene	1000	479	47.9	71 - 120	*
2,4-Dinitrotoluene	1000	597	59.7	75 - 121	*
2,6-Dinitrotoluene	1000	568	56.8	79 - 117	*
2-Amino-4,6-dinitrotoluene (2-am-dnt)	1000	607	60.7	71 - 123	*
2-Nitrotoluene	1000	645	64.5	70 - 124	*
3-Nitrotoluene	1000	667	66.7	67 - 129	*
4-Amino-2,6-dinitrotoluene	1000	619	61.9	64 - 127	*
4-Nitrotoluene	1000	663	66.3	71 - 124	*

Surrogate	BS Spiked	BS Found	BS %Rec	%Rec Limts	Q
1,2-Dinitrobenzene	1000	586	58.6	78 - 119	*

* - Does not meet %Rec acceptance criteria.
\# - Does not meet RPD acceptance criteria.
NS - Analyte Not Spiked

MICROBAC

Laboratory Report Number: M1C0514

Client Project ID: Longhorn

BLANK SPIKE (BS)

FORM IIIB

Method:	EPA 8330B		**Blank Spike**
Batch:	B1C0802	**Spike ID:**	B1C0802-SRM1
Analyst:	ECL	**Prepared:**	03/13/21 13:00
Matrix:	Solid	**Analyzed:**	03/25/21 19:46
Units:	ug/kg wet	**File ID:**	5L027933.D
Instrument:	HPLC5	**Initial/Final:**	10.13g/40mL
Calibration:	21B0020		

Analyte	BS Spiked	BS Found	BS %Rec	%Rec Limts	Q
1,3-Dinitrobenzene	1010	503	49.8	73 - 119	*
2,4,6-Trinitrotoluene	808	290	35.9	71 - 120	*
2,4-Dinitrotoluene	637	313	49.1	75 - 121	*
2,6-Dinitrotoluene	1320	635	48.1	79 - 117	*
2-Amino-4,6-dinitrotoluene (2-am-dnt)	651	256	39.3	71 - 123	*
2-Nitrotoluene	1460	788	53.9	70 - 124	*
3-Nitrotoluene	1020	537	52.6	67 - 129	*
4-Amino-2,6-dinitrotoluene	947	328	34.7	64 - 127	*
4-Nitrotoluene	1830	951	52.0	71 - 124	*

Surrogate	BS Spiked	BS Found	BS %Rec	%Rec Limts	Q
1,2-Dinitrobenzene	987	513	52.0	78 - 119	*

* - Does not meet %Rec acceptance criteria.
\# - Does not meet RPD acceptance criteria.
NS - Analyte Not Spiked

MICROBAC®

Laboratory Report Number: M1C0514

Client Project ID: Longhorn

BLANK SPIKE (BS)

FORM IIIB

Method:	EPA 8330B		**Blank Spike**
Batch:	B1C0835	**Spike ID:**	B1C0835-BS1
Analyst:	ECL	**Prepared:**	03/15/21 16:30
Matrix:	Solid	**Analyzed:**	04/07/21 12:59
Units:	ug/kg wet	**File ID:**	5L028099.D
Instrument:	HPLC5	**Initial/Final:**	10g/40mL
Calibration:	21D0006		

Analyte	BS Spiked	BS Found	BS %Rec	%Rec Limts	Q
1,3-Dinitrobenzene	1000	800	80.0	73 - 119	
2,4,6-Trinitrotoluene	1000	702	70.2	71 - 120	*
2,4-Dinitrotoluene	1000	806	80.6	75 - 121	
2,6-Dinitrotoluene	1000	773	77.3	79 - 117	*
2-Amino-4,6-dinitrotoluene (2-am-dnt)	1000	783	78.3	71 - 123	
2-Nitrotoluene	1000	811	81.1	70 - 124	
3-Nitrotoluene	1000	818	81.8	67 - 129	
4-Amino-2,6-dinitrotoluene	1000	831	83.1	64 - 127	
4-Nitrotoluene	1000	815	81.5	71 - 124	

Surrogate	BS Spiked	BS Found	BS %Rec	%Rec Limts	Q
1,2-Dinitrobenzene	1000	756	75.6	78 - 119	*

* - Does not meet %Rec acceptance criteria.
\# - Does not meet RPD acceptance criteria.
NS - Analyte Not Spiked

MICROBAC

Laboratory Report Number: M1C0514

Client Project ID: Longhorn

BLANK SPIKE (BS)

FORM IIIB

Method:	EPA 8330B		**Blank Spike**
Batch:	B1C0835	**Spike ID:**	B1C0835-SRM1
Analyst:	ECL	**Prepared:**	03/15/21 16:30
Matrix:	Solid	**Analyzed:**	04/07/21 13:27
Units:	ug/kg wet	**File ID:**	5L028100.D
Instrument:	HPLC5	**Initial/Final:**	10.03g/40mL
Calibration:	21D0006		

Analyte	BS Spiked	BS Found	BS %Rec	%Rec Limts	Q
1,3-Dinitrobenzene	1010	573	56.7	73 - 119	*
2,4,6-Trinitrotoluene	808	358	44.3	71 - 120	*
2,4-Dinitrotoluene	637	364	57.2	75 - 121	*
2,6-Dinitrotoluene	1320	745	56.5	79 - 117	*
2-Amino-4,6-dinitrotoluene (2-am-dnt)	651	288	44.2	71 - 123	*
2-Nitrotoluene	1460	859	58.8	70 - 124	*
3-Nitrotoluene	1020	568	55.7	67 - 129	*
4-Amino-2,6-dinitrotoluene	947	398	42.0	64 - 127	*
4-Nitrotoluene	1830	1010	55.3	71 - 124	*

Surrogate	BS Spiked	BS Found	BS %Rec	%Rec Limts	Q
1,2-Dinitrobenzene	997	607	60.9	78 - 119	*

* - Does not meet %Rec acceptance criteria.
\# - Does not meet RPD acceptance criteria.
NS - Analyte Not Spiked

MICROBAC

Laboratory Report Number: M1C0514

BLANK SPIKE / DUPLICATE (BS/BSD)

Client Project ID: Longhorn

FORM IIIB

Method:	EPA 8330B		**Blank Spike**	**Duplicate**
Batch:	B1C1692	**Spike ID:**	B1C1692-BS1	B1C1692-BSD1
Analyst:	JWR	**Prepared:**	03/31/21 19:00	03/31/21 19:00
Matrix:	Solid	**Analyzed:**	04/06/21 14:35	04/06/21 15:03
Units:	ug/kg wet	**File ID:**	5L028066.D	5L028067.D
Instrument:	HPLC5	**Initial/Final:**	10g/40mL	10g/40mL
Calibration:	21D0006			

Analyte	BS Spiked	BS Found	BS %Rec	BSD Spiked	BSD Found	BSD %Rec	%RPD	%Rec Limts	RPD Limit	Q
1,3-Dinitrobenzene	1000	990	99.0	1000	1000	100	1.07	73 - 119	20	
2,4,6-Trinitrotoluene	1000	979	97.9	1000	980	98.0	0.0465	71 - 120	20	
2,4-Dinitrotoluene	1000	1030	103	1000	1040	104	1.46	75 - 121	20	
2,6-Dinitrotoluene	1000	989	98.9	1000	1000	100	1.11	79 - 117	20	
2-Amino-4,6-dinitrotoluene (2-am-dnt)	1000	1030	103	1000	1030	103	0.616	71 - 123	20	
2-Nitrotoluene	1000	988	98.8	1000	999	99.9	1.15	70 - 124	20	
3-Nitrotoluene	1000	1000	100	1000	1020	102	1.84	67 - 129	20	
4-Amino-2,6-dinitrotoluene	1000	1110	111	1000	1090	109	1.37	64 - 127	20	
4-Nitrotoluene	1000	1000	100	1000	1010	101	0.867	71 - 124	20	

Surrogate	BS Spiked	BS Found	BS %Rec	BSD Spiked	BSD Found	BSD %Rec	%RPD	%Rec Limts	RPD Limit	Q
1,2-Dinitrobenzene	1000	947	94.7	1000	940	94.0		78 - 119		

* - Does not meet %Rec acceptance criteria.
\# - Does not meet RPD acceptance criteria.
NS - Analyte Not Spiked

MICROBAC

Laboratory Report Number: M1C0514

Client Project ID: Longhorn

BLANK SPIKE (BS)

FORM IIIB

Method:	EPA 8330B		**Blank Spike**
Batch:	B1C1692	**Spike ID:**	B1C1692-SRM1
Analyst:	JWR	**Prepared:**	03/31/21 19:00
Matrix:	Solid	**Analyzed:**	04/06/21 15:31
Units:	ug/kg wet	**File ID:**	5L028068.D
Instrument:	HPLC5	**Initial/Final:**	10.04g/40mL
Calibration:	21D0006		

Analyte	BS Spiked	BS Found	BS %Rec	%Rec Limts	Q
1,3-Dinitrobenzene	1010	811	80.3	73 - 119	
2,4,6-Trinitrotoluene	808	631	78.1	71 - 120	
2,4-Dinitrotoluene	637	550	86.4	75 - 121	
2,6-Dinitrotoluene	1320	1160	88.1	79 - 117	
2-Amino-4,6-dinitrotoluene (2-am-dnt)	651	424	65.1	71 - 123	*
2-Nitrotoluene	1460	1130	77.6	70 - 124	
3-Nitrotoluene	1020	797	78.1	67 - 129	
4-Amino-2,6-dinitrotoluene	947	584	61.7	64 - 127	*
4-Nitrotoluene	1830	1360	74.5	71 - 124	

Surrogate	BS Spiked	BS Found	BS %Rec	%Rec Limts	Q
1,2-Dinitrobenzene	996	894	89.7	78 - 119	

* - Does not meet %Rec acceptance criteria.
\# - Does not meet RPD acceptance criteria.
NS - Analyte Not Spiked

MICROBAC®

Laboratory Report Number: M1C0514

Client Project ID: Longhorn

BLANK SPIKE (BS)

FORM IIIB

Method:	EPA 8330B		**Blank Spike**
Batch:	B1C1692	**Spike ID:**	B1C1692-SRM2
Analyst:	ECL	**Prepared:**	03/31/21 19:00
Matrix:	Solid	**Analyzed:**	04/08/21 18:03
Units:	ug/kg wet	**File ID:**	6L0008571.D
Instrument:	HPLC6	**Initial/Final:**	10g/40mL
Calibration:	21D0007		

Analyte	BS Spiked	BS Found	BS %Rec	%Rec Limts	Q
1,3-Dinitrobenzene	1010	787	77.6	73 - 119	
2,4,6-Trinitrotoluene	811	635	78.3	71 - 120	
2,4-Dinitrotoluene	640	555	86.8	75 - 121	
2,6-Dinitrotoluene	1330	1160	87.3	79 - 117	
2-Amino-4,6-dinitrotoluene (2-am-dnt)	654	437	66.9	71 - 123	*
2-Nitrotoluene	1470	1700	116	70 - 124	
3-Nitrotoluene	1020	832	81.2	67 - 129	
4-Amino-2,6-dinitrotoluene	951	554	58.3	64 - 127	*
4-Nitrotoluene	1840	1420	77.2	71 - 124	

Surrogate	BS Spiked	BS Found	BS %Rec	%Rec Limts	Q
1,2-Dinitrobenzene	1000	922	92.2	78 - 119	

* - Does not meet %Rec acceptance criteria.
\# - Does not meet RPD acceptance criteria.
NS - Analyte Not Spiked

MICROBAC

Laboratory Report Number: M1C0514

BLANK SPIKE / DUPLICATE (BS/BSD)

Client Project ID: Longhorn

FORM IIIB

Method:	EPA 8330B		**Blank Spike**	**Duplicate**
Batch:	B1C1692	**Spike ID:**	B1C1692-BS2	B1C1692-BSD2
Analyst:	ECL	**Prepared:**	03/31/21 19:00	03/31/21 19:00
Matrix:	Solid	**Analyzed:**	04/08/21 15:58	04/08/21 17:00
Units:	ug/kg wet	**File ID:**	6L0008569.D	6L0008570.D
Instrument:	HPLC6	**Initial/Final:**	10g/40mL	10g/40mL
Calibration:	21D0007			

Analyte	BS Spiked	BS Found	BS %Rec	BSD Spiked	BSD Found	BSD %Rec	%RPD	%Rec Limts	RPD Limit	Q
1,3-Dinitrobenzene	1000	996	99.6	1000	1010	101	0.899	73 - 119	20	
2,4,6-Trinitrotoluene	1000	986	98.6	1000	988	98.8	0.278	71 - 120	20	
2,4-Dinitrotoluene	1000	1040	104	1000	1060	106	1.96	75 - 121	20	
2,6-Dinitrotoluene	1000	1010	101	1000	1050	105	3.68	79 - 117	20	
2-Amino-4,6-dinitrotoluene (2-am-dnt)	1000	991	99.1	1000	1010	101	1.73	71 - 123	20	
2-Nitrotoluene	1000	1010	101	1000	1060	106	4.29	70 - 124	20	
3-Nitrotoluene	1000	1020	102	1000	1040	104	2.15	67 - 129	20	
4-Amino-2,6-dinitrotoluene	1000	1050	105	1000	1060	106	1.02	64 - 127	20	
4-Nitrotoluene	1000	986	98.6	1000	1030	103	4.21	71 - 124	20	

Surrogate	BS Spiked	BS Found	BS %Rec	BSD Spiked	BSD Found	BSD %Rec	%RPD	%Rec Limts	RPD Limit	Q
1,2-Dinitrobenzene	1000	952	95.2	1000	943	94.3		78 - 119		

* - Does not meet %Rec acceptance criteria.
\# - Does not meet RPD acceptance criteria.
NS - Analyte Not Spiked

MICROBAC

Laboratory Report Number: M1C0514

Client Project ID: Longhorn

BLANK SPIKE / DUPLICATE (BS/BSD)

FORM IIIB

			Blank Spike	Duplicate
Method:	EPA 8330B			
Batch:	B1D0537	**Spike ID:**	B1D0537-BS1	B1D0537-BSD1
Analyst:	JWR	**Prepared:**	04/09/21 14:23	04/09/21 14:23
Matrix:	Solid	**Analyzed:**	04/12/21 20:39	04/12/21 21:07
Units:	ug/kg wet	**File ID:**	5L028334.D	5L028335.D
Instrument:	HPLC5	**Initial/Final:**	10g/40mL	10g/40mL
Calibration:	21D0006			

Analyte	BS Spiked	BS Found	BS %Rec	BSD Spiked	BSD Found	BSD %Rec	%RPD	%Rec Limts	RPD Limit	Q
1,3-Dinitrobenzene	1000	803	80.3	1000	887	88.7	10.0	73 - 119	20	
2,4,6-Trinitrotoluene	1000	874	87.4	1000	957	95.7	9.17	71 - 120	20	
2,4-Dinitrotoluene	1000	1310	131	1000	1210	121	8.61	75 - 121	20	*
2,6-Dinitrotoluene	1000	844	84.4	1000	923	92.3	8.98	79 - 117	20	
2-Amino-4,6-dinitrotoluene (2-am-dnt)	1000	818	81.8	1000	897	89.7	9.21	71 - 123	20	
2-Nitrotoluene	1000	887	88.7	1000	953	95.3	7.15	70 - 124	20	
3-Nitrotoluene	1000	916	91.6	1000	991	99.1	7.82	67 - 129	20	
4-Amino-2,6-dinitrotoluene	1000	949	94.9	1000	1060	106	11.0	64 - 127	20	
4-Nitrotoluene	1000	961	96.1	1000	1010	101	4.85	71 - 124	20	

Surrogate	BS Spiked	BS Found	BS %Rec	BSD Spiked	BSD Found	BSD %Rec	%RPD	%Rec Limts	RPD Limit	Q
1,2-Dinitrobenzene	1000	981	98.1	1000	1050	105		78 - 119		

* - Does not meet %Rec acceptance criteria.
\# - Does not meet RPD acceptance criteria.
NS - Analyte Not Spiked

MICROBAC

Laboratory Report Number: M1C0514

Client Project ID: Longhorn

BLANK SPIKE (BS)

FORM IIIB

Method:	EPA 8330B		**Blank Spike**
Batch:	B1D0537	**Spike ID:**	B1D0537-SRM1
Analyst:	JWR	**Prepared:**	04/09/21 14:23
Matrix:	Solid	**Analyzed:**	04/12/21 21:35
Units:	ug/kg wet	**File ID:**	5L028336.D
Instrument:	HPLC5	**Initial/Final:**	9.88g/40mL
Calibration:	21D0006		

Analyte	BS Spiked	BS Found	BS %Rec	%Rec Limts	Q
1,3-Dinitrobenzene	1010	864	85.6	73 - 119	
2,4,6-Trinitrotoluene	808	666	82.5	71 - 120	
2,4-Dinitrotoluene	637	750	118	75 - 121	
2,6-Dinitrotoluene	1320	1050	79.4	79 - 117	
2-Amino-4,6-dinitrotoluene (2-am-dnt)	651	372	57.2	71 - 123	*
2-Nitrotoluene	1460	1220	83.7	70 - 124	
3-Nitrotoluene	1020	842	82.6	67 - 129	
4-Amino-2,6-dinitrotoluene	947	592	62.5	64 - 127	*
4-Nitrotoluene	1830	1570	85.6	71 - 124	

Surrogate	BS Spiked	BS Found	BS %Rec	%Rec Limts	Q
1,2-Dinitrobenzene	1010	960	94.8	78 - 119	

* - Does not meet %Rec acceptance criteria.
\# - Does not meet RPD acceptance criteria.
NS - Analyte Not Spiked

MICROBAC®

Laboratory Report Number: M1C0514
Client Project ID: Longhorn

DUPLICATE
Form IIIC

Parent ID:	M1C0514-01	**Calibration:**	21B0020			**Method:**	EPA 8330B
Instrument:	HPLC5	**File ID:**	5L027810.D	**Dil:**	1	**Matrix:**	Solid
Sample ID:	B1C0704-DUP1	**Batch:**	B1C0704			**Units:**	ug/kg wet

Analyte	Parent	Duplicate	RPD	RPD Limit	Q
1,3-Dinitrobenzene	ND	ND		20	
2,4,6-Trinitrotoluene	ND	ND		20	
2,4-Dinitrotoluene	ND	ND		20	
2,6-Dinitrotoluene	ND	ND		20	
2-Amino-4,6-dinitrotoluene (2-am-dnt)	ND	ND		20	
2-Nitrotoluene	ND	ND		20	
3-Nitrotoluene	ND	ND		20	
4-Amino-2,6-dinitrotoluene	ND	ND		20	
4-Nitrotoluene	ND	ND		20	

* - Exceeds RPD Limit
# - Based on the low concentration of this analyte, Relative Percent Difference is not an appropriate evaluator of precision. The precision of the duplicate analysis is considered acceptable

MICROBAC®

Laboratory Report Number: M1C0514
Client Project ID: Longhorn

DUPLICATE
Form IIIC

Parent ID:	M1C0514-01	**Calibration:**	21B0020			**Method:**	EPA 8330B
Instrument:	HPLC5	**File ID:**	5L027811.D	**Dil:**	1	**Matrix:**	Solid
Sample ID:	B1C0704-DUP2	**Batch:**	B1C0704			**Units:**	ug/kg wet

Analyte	Parent	Duplicate	RPD	RPD Limit	Q
1,3-Dinitrobenzene	ND	ND		20	
2,4,6-Trinitrotoluene	ND	ND		20	
2,4-Dinitrotoluene	ND	ND		20	
2,6-Dinitrotoluene	ND	ND		20	
2-Amino-4,6-dinitrotoluene (2-am-dnt)	ND	ND		20	
2-Nitrotoluene	ND	ND		20	
3-Nitrotoluene	ND	ND		20	
4-Amino-2,6-dinitrotoluene	ND	ND		20	
4-Nitrotoluene	ND	ND		20	

* - Exceeds RPD Limit
# - Based on the low concentration of this analyte, Relative Percent Difference is not an appropriate evaluator of precision. The precision of the duplicate analysis is considered acceptable

MICROBAC®

Laboratory Report Number: M1C0514
Client Project ID: Longhorn

DUPLICATE
Form IIIC

Parent ID:	M1C0514-21	**Calibration:**	21B0020			**Method:**	EPA 8330B
Instrument:	HPLC5	**File ID:**	5L027841.D	**Dil:**	1	**Matrix:**	Solid
Sample ID:	B1C0710-DUP1	**Batch:**	B1C0710			**Units:**	ug/kg wet

Analyte	Parent	Duplicate	RPD	RPD Limit	Q
1,3-Dinitrobenzene	ND	ND		20	
2,4,6-Trinitrotoluene	ND	ND		20	
2,4-Dinitrotoluene	132	131	0.705	20	
2,6-Dinitrotoluene	ND	ND		20	
2-Amino-4,6-dinitrotoluene (2-am-dnt)	ND	ND		20	
2-Nitrotoluene	737	732	0.691	20	
3-Nitrotoluene	115	111	3.22	20	
4-Amino-2,6-dinitrotoluene	ND	ND		20	
4-Nitrotoluene	1700	1670	1.66	20	

* - Exceeds RPD Limit
# - Based on the low concentration of this analyte, Relative Percent Difference is not an appropriate evaluator of precision. The precision of the duplicate analysis is considered acceptable

MICROBAC®

Laboratory Report Number: M1C0514
Client Project ID: Longhorn

DUPLICATE
Form IIIC

Parent ID:	M1C0514-21	**Calibration:**	21B0020			**Method:**	EPA 8330B
Instrument:	HPLC5	**File ID:**	5L027842.D	**Dil:**	1	**Matrix:**	Solid
Sample ID:	B1C0710-DUP2	**Batch:**	B1C0710			**Units:**	ug/kg wet

Analyte	Parent	Duplicate	RPD	RPD Limit	Q
1,3-Dinitrobenzene	ND	ND		20	
2,4,6-Trinitrotoluene	ND	ND		20	
2,4-Dinitrotoluene	132	130	2.15	20	
2,6-Dinitrotoluene	ND	ND		20	
2-Amino-4,6-dinitrotoluene (2-am-dnt)	ND	ND		20	
2-Nitrotoluene	737	720	2.40	20	
3-Nitrotoluene	115	114	0.840	20	
4-Amino-2,6-dinitrotoluene	ND	ND		20	
4-Nitrotoluene	1700	1660	2.57	20	

* - Exceeds RPD Limit
# - Based on the low concentration of this analyte, Relative Percent Difference is not an appropriate evaluator of precision. The precision of the duplicate analysis is considered acceptable

MICROBAC®

Laboratory Report Number: M1C0514
Client Project ID: Longhorn

DUPLICATE
Form IIIC

Parent ID:	M1C0514-21RE1	**Calibration:**	20E0017			**Method:**	EPA 8330B
Instrument:	HPLC6	**File ID:**	6L0008460.D	**Dil:**	1	**Matrix:**	Solid
Sample ID:	B1C0710-DUP3	**Batch:**	B1C0710			**Units:**	ug/kg wet

Analyte	Parent	Duplicate	RPD	RPD Limit	Q
1,3-Dinitrobenzene	ND	ND		20	
2,4,6-Trinitrotoluene	ND	ND		20	
2,4-Dinitrotoluene	132	130	2.13	20	
2,6-Dinitrotoluene	ND	ND		20	
2-Amino-4,6-dinitrotoluene (2-am-dnt)	ND	ND		20	
2-Nitrotoluene	793	740	6.87	20	
3-Nitrotoluene	111	106	4.64	20	
4-Amino-2,6-dinitrotoluene	ND	ND		20	
4-Nitrotoluene	1720	1610	6.16	20	

* - Exceeds RPD Limit
# - Based on the low concentration of this analyte, Relative Percent Difference is not an appropriate evaluator of precision. The precision of the duplicate analysis is considered acceptable

MICROBAC®

Laboratory Report Number: M1C0514
Client Project ID: Longhorn

DUPLICATE
Form IIIC

Parent ID:	M1C0514-21RE1	**Calibration:**	20E0017			**Method:**	EPA 8330B
Instrument:	HPLC6	**File ID:**	6L0008461.D	**Dil:**	1	**Matrix:**	Solid
Sample ID:	B1C0710-DUP4	**Batch:**	B1C0710			**Units:**	ug/kg wet

Analyte	Parent	Duplicate	RPD	RPD Limit	Q
1,3-Dinitrobenzene	ND	ND		20	
2,4,6-Trinitrotoluene	ND	ND		20	
2,4-Dinitrotoluene	132	126	4.82	20	
2,6-Dinitrotoluene	ND	ND		20	
2-Amino-4,6-dinitrotoluene (2-am-dnt)	ND	ND		20	
2-Nitrotoluene	793	733	7.90	20	
3-Nitrotoluene	111	107	4.17	20	
4-Amino-2,6-dinitrotoluene	ND	ND		20	
4-Nitrotoluene	1720	1600	7.23	20	

* - Exceeds RPD Limit
# - Based on the low concentration of this analyte, Relative Percent Difference is not an appropriate evaluator of precision. The precision of the duplicate analysis is considered acceptable

MICROBAC®

Laboratory Report Number: M1C0514
Client Project ID: Longhorn

DUPLICATE
Form IIIC

Parent ID:	M1C0514-40	**Calibration:**	21B0020			**Method:**	EPA 8330B
Instrument:	HPLC5	**File ID:**	5L027935.D	**Dil:**	1	**Matrix:**	Solid
Sample ID:	B1C0802-DUP1	**Batch:**	B1C0802			**Units:**	ug/kg wet

Analyte	Parent	Duplicate	RPD	RPD Limit	Q
1,3-Dinitrobenzene	ND	ND		20	
2,4,6-Trinitrotoluene	ND	ND		20	
2,4-Dinitrotoluene	ND	ND		20	
2,6-Dinitrotoluene	161	ND		20	
2-Amino-4,6-dinitrotoluene (2-am-dnt)	ND	ND		20	
2-Nitrotoluene	ND	ND		20	
3-Nitrotoluene	ND	ND		20	
4-Amino-2,6-dinitrotoluene	ND	ND		20	
4-Nitrotoluene	ND	ND		20	

* - Exceeds RPD Limit
# - Based on the low concentration of this analyte, Relative Percent Difference is not an appropriate evaluator of precision. The precision of the duplicate analysis is considered acceptable

MICROBAC®

Laboratory Report Number: M1C0514
Client Project ID: Longhorn

DUPLICATE
Form IIIC

Parent ID:	M1C0514-40	**Calibration:**	21B0020			**Method:**	EPA 8330B
Instrument:	HPLC5	**File ID:**	5L027936.D	**Dil:**	1	**Matrix:**	Solid
Sample ID:	B1C0802-DUP2	**Batch:**	B1C0802			**Units:**	ug/kg wet

Analyte	Parent	Duplicate	RPD	RPD Limit	Q
1,3-Dinitrobenzene	ND	ND		20	
2,4,6-Trinitrotoluene	ND	ND		20	
2,4-Dinitrotoluene	ND	ND		20	
2,6-Dinitrotoluene	161	134	18.3	20	
2-Amino-4,6-dinitrotoluene (2-am-dnt)	ND	ND		20	
2-Nitrotoluene	ND	ND		20	
3-Nitrotoluene	ND	ND		20	
4-Amino-2,6-dinitrotoluene	ND	ND		20	
4-Nitrotoluene	ND	ND		20	

* - Exceeds RPD Limit
# - Based on the low concentration of this analyte, Relative Percent Difference is not an appropriate evaluator of precision. The precision of the duplicate analysis is considered acceptable

MICROBAC®

Laboratory Report Number: M1C0514
Client Project ID: Longhorn

DUPLICATE
Form IIIC

Parent ID:	M1C0514-61	**Calibration:**	21D0006			**Method:**	EPA 8330B
Instrument:	HPLC5	**File ID:**	5L028104.D	**Dil:**	1	**Matrix:**	Solid
Sample ID:	B1C0835-DUP1	**Batch:**	B1C0835			**Units:**	ug/kg wet

Analyte	Parent	Duplicate	RPD	RPD Limit	Q
1,3-Dinitrobenzene	ND	ND		20	
2,4,6-Trinitrotoluene	ND	ND		20	
2,4-Dinitrotoluene	ND	ND		20	
2,6-Dinitrotoluene	ND	ND		20	
2-Amino-4,6-dinitrotoluene (2-am-dnt)	ND	ND		20	
2-Nitrotoluene	ND	ND		20	
3-Nitrotoluene	ND	ND		20	
4-Amino-2,6-dinitrotoluene	ND	ND		20	
4-Nitrotoluene	ND	ND		20	

* - Exceeds RPD Limit
# - Based on the low concentration of this analyte, Relative Percent Difference is not an appropriate evaluator of precision. The precision of the duplicate analysis is considered acceptable

MICROBAC®

Laboratory Report Number: M1C0514
Client Project ID: Longhorn

DUPLICATE
Form IIIC

Parent ID:	M1C0514-61	**Calibration:**	21D0006			**Method:**	EPA 8330B
Instrument:	HPLC5	**File ID:**	5L028105.D	**Dil:**	1	**Matrix:**	Solid
Sample ID:	B1C0835-DUP2	**Batch:**	B1C0835			**Units:**	ug/kg wet

Analyte	Parent	Duplicate	RPD	RPD Limit	Q
1,3-Dinitrobenzene	ND	ND		20	
2,4,6-Trinitrotoluene	ND	ND		20	
2,4-Dinitrotoluene	ND	ND		20	
2,6-Dinitrotoluene	ND	ND		20	
2-Amino-4,6-dinitrotoluene (2-am-dnt)	ND	ND		20	
2-Nitrotoluene	ND	ND		20	
3-Nitrotoluene	ND	ND		20	
4-Amino-2,6-dinitrotoluene	ND	ND		20	
4-Nitrotoluene	ND	ND		20	

* - Exceeds RPD Limit
# - Based on the low concentration of this analyte, Relative Percent Difference is not an appropriate evaluator of precision. The precision of the duplicate analysis is considered acceptable

MICROBAC®

Laboratory Report Number: M1C0514
Client Project ID: Longhorn

DUPLICATE
Form IIIC

Parent ID:	M1C0514-40RE1	**Calibration:**	21D0006			**Method:**	EPA 8330B
Instrument:	HPLC5	**File ID:**	5L028071.D	**Dil:**	1	**Matrix:**	Solid
Sample ID:	B1C1692-DUP1	**Batch:**	B1C1692			**Units:**	ug/kg wet

Analyte	Parent	Duplicate	RPD	RPD Limit	Q
1,3-Dinitrobenzene	ND	ND		20	
2,4,6-Trinitrotoluene	ND	ND		20	
2,4-Dinitrotoluene	ND	ND		20	
2,6-Dinitrotoluene	178	256	35.8	20	#
2-Amino-4,6-dinitrotoluene (2-am-dnt)	ND	ND		20	
2-Nitrotoluene	ND	ND		20	
3-Nitrotoluene	ND	ND		20	
4-Amino-2,6-dinitrotoluene	ND	ND		20	
4-Nitrotoluene	ND	ND		20	

* - Exceeds RPD Limit
# - Based on the low concentration of this analyte, Relative Percent Difference is not an appropriate evaluator of precision. The precision of the duplicate analysis is considered acceptable

MICROBAC®

Laboratory Report Number: M1C0514
Client Project ID: Longhorn

DUPLICATE
Form IIIC

Parent ID:	M1C0514-40RE1	**Calibration:**	21D0006			**Method:**	EPA 8330B
Instrument:	HPLC5	**File ID:**	5L028072.D	**Dil:**	1	**Matrix:**	Solid
Sample ID:	B1C1692-DUP2	**Batch:**	B1C1692			**Units:**	ug/kg wet

Analyte	Parent	Duplicate	RPD	RPD Limit	Q
1,3-Dinitrobenzene	ND	ND		20	
2,4,6-Trinitrotoluene	ND	ND		20	
2,4-Dinitrotoluene	ND	ND		20	
2,6-Dinitrotoluene	178	173	2.88	20	
2-Amino-4,6-dinitrotoluene (2-am-dnt)	ND	ND		20	
2-Nitrotoluene	ND	ND		20	
3-Nitrotoluene	ND	ND		20	
4-Amino-2,6-dinitrotoluene	ND	ND		20	
4-Nitrotoluene	ND	ND		20	

* - Exceeds RPD Limit
# - Based on the low concentration of this analyte, Relative Percent Difference is not an appropriate evaluator of precision. The precision of the duplicate analysis is considered acceptable

MICROBAC®

FORM IV:
HPLC Organics
EPA 8330B
METHOD BLANK SUMMARY

Microbac Laboratories, Inc.
158 Starlite Drive | Marietta, OH 45750 | 800.373.4071 | www.microbac.com

MICROBAC®

Laboratory Report Number: M1C0514
Client Project ID: Longhorn

METHOD BLANK SUMMARY
FORM IVA

Blank ID:	B1C0516-BLK1	**Batch:**	B1C0516
Blank File ID:	5L027794.D	**Instrument:**	HPLC5
Prepared:	03/09/2021 13:23	**Method:**	EPA 8330B
Analyzed:	03/09/2021 16:53	**Analyst:**	JWR

This Method Blank Applies To The Following Samples:

Client Sample ID	Laboratory Sample ID	Lab File ID	Time Analyzed
Blank	B1C0516-BLK1	5L027794.D	03/09/2021 16:53
LCS	B1C0516-BS1	5L027795.D	03/09/2021 17:31
LCS Dup	B1C0516-BSD1	5L027796.D	03/09/2021 18:10
EB-01	M1C0514-71	5L027798.D	03/09/2021 19:26
EB-02	M1C0514-72	5L027799.D	03/09/2021 20:04
Blank	B1C0516-BLK2	6L0008438.D	03/10/2021 15:44
LCS	B1C0516-BS2	6L0008439.D	03/10/2021 17:17
LCS Dup	B1C0516-BSD2	6L0008440.D	03/10/2021 18:49

MICROBAC®

Laboratory Report Number: M1C0514
Client Project ID: Longhorn

METHOD BLANK SUMMARY
FORM IVA

Blank ID:	B1C0516-BLK2	**Batch:**	B1C0516
Blank File ID:	6L0008438.D	**Instrument:**	HPLC6
Prepared:	03/09/2021 13:23	**Method:**	EPA 8330B
Analyzed:	03/10/2021 15:44	**Analyst:**	JWR

This Method Blank Applies To The Following Samples:

Client Sample ID	Laboratory Sample ID	Lab File ID	Time Analyzed
Blank	B1C0516-BLK1	5L027794.D	03/09/2021 16:53
LCS	B1C0516-BS1	5L027795.D	03/09/2021 17:31
LCS Dup	B1C0516-BSD1	5L027796.D	03/09/2021 18:10
EB-01	M1C0514-71	5L027798.D	03/09/2021 19:26
EB-02	M1C0514-72	5L027799.D	03/09/2021 20:04
Blank	B1C0516-BLK2	6L0008438.D	03/10/2021 15:44
LCS	B1C0516-BS2	6L0008439.D	03/10/2021 17:17
LCS Dup	B1C0516-BSD2	6L0008440.D	03/10/2021 18:49

MICROBAC®

Laboratory Report Number: M1C0514
Client Project ID: Longhorn

METHOD BLANK SUMMARY
FORM IVA

Blank ID:	B1C0704-BLK1	**Batch:**	B1C0704
Blank File ID:	5L027805.D	**Instrument:**	HPLC5
Prepared:	03/11/2021 17:55	**Method:**	EPA 8330B
Analyzed:	03/12/2021 17:22	**Analyst:**	JWR

This Method Blank Applies To The Following Samples:

Client Sample ID	Laboratory Sample ID	Lab File ID	Time Analyzed
Blank	B1C0704-BLK1	5L027805.D	03/12/2021 17:22
Blank	B1C0704-BLK2	5L027806.D	03/12/2021 17:45
LCS	B1C0704-BS1	5L027807.D	03/12/2021 18:09
Reference	B1C0704-SRM1	5L027808.D	03/12/2021 18:32
29SB125 (3-4)	M1C0514-01	5L027809.D	03/12/2021 18:55
Duplicate	B1C0704-DUP1	5L027810.D	03/12/2021 19:18
Duplicate	B1C0704-DUP2	5L027811.D	03/12/2021 19:41
259SB125 (6-7)	M1C0514-02	5L027812.D	03/12/2021 20:05
29SB125 (11-12)	M1C0514-03	5L027813.D	03/12/2021 20:28
29SB125 (15-16)	M1C0514-04	5L027814.D	03/12/2021 20:51
29SB124 (3-4)	M1C0514-05	5L027816.D	03/12/2021 21:38
29SB124 (7-8)	M1C0514-06	5L027817.D	03/12/2021 22:01
29SB124 (11-12)	M1C0514-07	5L027818.D	03/12/2021 22:24
29SB124 (15-16)	M1C0514-08	5L027819.D	03/12/2021 22:47
29SB123 (2-3)	M1C0514-09	5L027820.D	03/12/2021 23:10
29SB123 (7-8)	M1C0514-10	5L027821.D	03/12/2021 23:33
29SB123 (11-12)	M1C0514-11	5L027822.D	03/12/2021 23:57
29SB123 (15-16)	M1C0514-12	5L027823.D	03/13/2021 0:20
29SB121 (3-4)	M1C0514-13	5L027824.D	03/13/2021 0:43
29SB121 (7-8)	M1C0514-14	5L027825.D	03/13/2021 1:06
29SB121 (11-12)	M1C0514-15	5L027827.D	03/13/2021 1:52
29SB121 (15-16)	M1C0514-16	5L027828.D	03/13/2021 2:16
29SB118 (3-4)	M1C0514-17	5L027829.D	03/13/2021 2:39
DUP-01	M1C0514-18	5L027830.D	03/13/2021 3:02
29SB118 (7-8)	M1C0514-19	5L027831.D	03/13/2021 3:25
Matrix Spike	B1C0704-MS1	5L027832.D	03/13/2021 3:48
Matrix Spike Dup	B1C0704-MSD1	5L027833.D	03/13/2021 4:12
29SB118 (11-12)	M1C0514-20	5L027834.D	03/13/2021 4:35
Blank	B1C0704-BLK3	6L0008444.D	03/15/2021 20:18
Blank	B1C0704-BLK4	6L0008445.D	03/15/2021 21:11
LCS	B1C0704-BS2	6L0008446.D	03/15/2021 22:04
Reference	B1C0704-SRM2	6L0008447.D	03/15/2021 22:56
259SB125 (6-7)	M1C0514-02RE1	6L0008448.D	03/15/2021 23:49
29SB125 (15-16)	M1C0514-04RE1	6L0008449.D	03/16/2021 0:42

MICROBAC®

Laboratory Report Number: M1C0514

Client Project ID: Longhorn

METHOD BLANK SUMMARY
FORM IVA

29SB124 (15-16)	M1C0514-08RE1	6L0008450.D	03/16/2021 1:35
29SB121 (15-16)	M1C0514-16RE1	6L0008451.D	03/16/2021 2:28
29SB118 (3-4)	M1C0514-17RE1	6L0008452.D	03/16/2021 3:21
DUP-01	M1C0514-18RE1	6L0008453.D	03/16/2021 4:14

MICROBAC

Laboratory Report Number: M1C0514
Client Project ID: Longhorn

METHOD BLANK SUMMARY
FORM IVA

Blank ID:	B1C0704-BLK2	**Batch:**	B1C0704
Blank File ID:	5L027806.D	**Instrument:**	HPLC5
Prepared:	03/11/2021 17:55	**Method:**	EPA 8330B
Analyzed:	03/12/2021 17:45	**Analyst:**	JWR

This Method Blank Applies To The Following Samples:

Client Sample ID	Laboratory Sample ID	Lab File ID	Time Analyzed
Blank	B1C0704-BLK1	5L027805.D	03/12/2021 17:22
Blank	B1C0704-BLK2	5L027806.D	03/12/2021 17:45
LCS	B1C0704-BS1	5L027807.D	03/12/2021 18:09
Reference	B1C0704-SRM1	5L027808.D	03/12/2021 18:32
29SB125 (3-4)	M1C0514-01	5L027809.D	03/12/2021 18:55
Duplicate	B1C0704-DUP1	5L027810.D	03/12/2021 19:18
Duplicate	B1C0704-DUP2	5L027811.D	03/12/2021 19:41
259SB125 (6-7)	M1C0514-02	5L027812.D	03/12/2021 20:05
29SB125 (11-12)	M1C0514-03	5L027813.D	03/12/2021 20:28
29SB125 (15-16)	M1C0514-04	5L027814.D	03/12/2021 20:51
29SB124 (3-4)	M1C0514-05	5L027816.D	03/12/2021 21:38
29SB124 (7-8)	M1C0514-06	5L027817.D	03/12/2021 22:01
29SB124 (11-12)	M1C0514-07	5L027818.D	03/12/2021 22:24
29SB124 (15-16)	M1C0514-08	5L027819.D	03/12/2021 22:47
29SB123 (2-3)	M1C0514-09	5L027820.D	03/12/2021 23:10
29SB123 (7-8)	M1C0514-10	5L027821.D	03/12/2021 23:33
29SB123 (11-12)	M1C0514-11	5L027822.D	03/12/2021 23:57
29SB123 (15-16)	M1C0514-12	5L027823.D	03/13/2021 0:20
29SB121 (3-4)	M1C0514-13	5L027824.D	03/13/2021 0:43
29SB121 (7-8)	M1C0514-14	5L027825.D	03/13/2021 1:06
29SB121 (11-12)	M1C0514-15	5L027827.D	03/13/2021 1:52
29SB121 (15-16)	M1C0514-16	5L027828.D	03/13/2021 2:16
29SB118 (3-4)	M1C0514-17	5L027829.D	03/13/2021 2:39
DUP-01	M1C0514-18	5L027830.D	03/13/2021 3:02
29SB118 (7-8)	M1C0514-19	5L027831.D	03/13/2021 3:25
Matrix Spike	B1C0704-MS1	5L027832.D	03/13/2021 3:48
Matrix Spike Dup	B1C0704-MSD1	5L027833.D	03/13/2021 4:12
29SB118 (11-12)	M1C0514-20	5L027834.D	03/13/2021 4:35
Blank	B1C0704-BLK3	6L0008444.D	03/15/2021 20:18
Blank	B1C0704-BLK4	6L0008445.D	03/15/2021 21:11
LCS	B1C0704-BS2	6L0008446.D	03/15/2021 22:04
Reference	B1C0704-SRM2	6L0008447.D	03/15/2021 22:56
259SB125 (6-7)	M1C0514-02RE1	6L0008448.D	03/15/2021 23:49
29SB125 (15-16)	M1C0514-04RE1	6L0008449.D	03/16/2021 0:42

MICROBAC®

Laboratory Report Number: M1C0514

Client Project ID: Longhorn

METHOD BLANK SUMMARY
FORM IVA

29SB124 (15-16)	M1C0514-08RE1	6L0008450.D	03/16/2021 1:35
29SB121 (15-16)	M1C0514-16RE1	6L0008451.D	03/16/2021 2:28
29SB118 (3-4)	M1C0514-17RE1	6L0008452.D	03/16/2021 3:21
DUP-01	M1C0514-18RE1	6L0008453.D	03/16/2021 4:14

MICROBAC

Laboratory Report Number: M1C0514
Client Project ID: Longhorn

METHOD BLANK SUMMARY
FORM IVA

Blank ID:	B1C0704-BLK3	**Batch:**	B1C0704
Blank File ID:	6L0008444.D	**Instrument:**	HPLC6
Prepared:	03/11/2021 17:55	**Method:**	EPA 8330B
Analyzed:	03/15/2021 20:18	**Analyst:**	JWR

This Method Blank Applies To The Following Samples:

Client Sample ID	Laboratory Sample ID	Lab File ID	Time Analyzed
Blank	B1C0704-BLK1	5L027805.D	03/12/2021 17:22
Blank	B1C0704-BLK2	5L027806.D	03/12/2021 17:45
LCS	B1C0704-BS1	5L027807.D	03/12/2021 18:09
Reference	B1C0704-SRM1	5L027808.D	03/12/2021 18:32
29SB125 (3-4)	M1C0514-01	5L027809.D	03/12/2021 18:55
Duplicate	B1C0704-DUP1	5L027810.D	03/12/2021 19:18
Duplicate	B1C0704-DUP2	5L027811.D	03/12/2021 19:41
259SB125 (6-7)	M1C0514-02	5L027812.D	03/12/2021 20:05
29SB125 (11-12)	M1C0514-03	5L027813.D	03/12/2021 20:28
29SB125 (15-16)	M1C0514-04	5L027814.D	03/12/2021 20:51
29SB124 (3-4)	M1C0514-05	5L027816.D	03/12/2021 21:38
29SB124 (7-8)	M1C0514-06	5L027817.D	03/12/2021 22:01
29SB124 (11-12)	M1C0514-07	5L027818.D	03/12/2021 22:24
29SB124 (15-16)	M1C0514-08	5L027819.D	03/12/2021 22:47
29SB123 (2-3)	M1C0514-09	5L027820.D	03/12/2021 23:10
29SB123 (7-8)	M1C0514-10	5L027821.D	03/12/2021 23:33
29SB123 (11-12)	M1C0514-11	5L027822.D	03/12/2021 23:57
29SB123 (15-16)	M1C0514-12	5L027823.D	03/13/2021 0:20
29SB121 (3-4)	M1C0514-13	5L027824.D	03/13/2021 0:43
29SB121 (7-8)	M1C0514-14	5L027825.D	03/13/2021 1:06
29SB121 (11-12)	M1C0514-15	5L027827.D	03/13/2021 1:52
29SB121 (15-16)	M1C0514-16	5L027828.D	03/13/2021 2:16
29SB118 (3-4)	M1C0514-17	5L027829.D	03/13/2021 2:39
DUP-01	M1C0514-18	5L027830.D	03/13/2021 3:02
29SB118 (7-8)	M1C0514-19	5L027831.D	03/13/2021 3:25
Matrix Spike	B1C0704-MS1	5L027832.D	03/13/2021 3:48
Matrix Spike Dup	B1C0704-MSD1	5L027833.D	03/13/2021 4:12
29SB118 (11-12)	M1C0514-20	5L027834.D	03/13/2021 4:35
Blank	B1C0704-BLK3	6L0008444.D	03/15/2021 20:18
Blank	B1C0704-BLK4	6L0008445.D	03/15/2021 21:11
LCS	B1C0704-BS2	6L0008446.D	03/15/2021 22:04
Reference	B1C0704-SRM2	6L0008447.D	03/15/2021 22:56
259SB125 (6-7)	M1C0514-02RE1	6L0008448.D	03/15/2021 23:49
29SB125 (15-16)	M1C0514-04RE1	6L0008449.D	03/16/2021 0:42

MICROBAC®

Laboratory Report Number: M1C0514

Client Project ID: Longhorn

METHOD BLANK SUMMARY
FORM IVA

29SB124 (15-16)	M1C0514-08RE1	6L0008450.D	03/16/2021 1:35
29SB121 (15-16)	M1C0514-16RE1	6L0008451.D	03/16/2021 2:28
29SB118 (3-4)	M1C0514-17RE1	6L0008452.D	03/16/2021 3:21
DUP-01	M1C0514-18RE1	6L0008453.D	03/16/2021 4:14

MICROBAC

Laboratory Report Number: M1C0514
Client Project ID: Longhorn

METHOD BLANK SUMMARY
FORM IVA

Blank ID:	B1C0704-BLK4	**Batch:**	B1C0704
Blank File ID:	6L0008445.D	**Instrument:**	HPLC6
Prepared:	03/11/2021 17:55	**Method:**	EPA 8330B
Analyzed:	03/15/2021 21:11	**Analyst:**	JWR

This Method Blank Applies To The Following Samples:

Client Sample ID	Laboratory Sample ID	Lab File ID	Time Analyzed
Blank	B1C0704-BLK1	5L027805.D	03/12/2021 17:22
Blank	B1C0704-BLK2	5L027806.D	03/12/2021 17:45
LCS	B1C0704-BS1	5L027807.D	03/12/2021 18:09
Reference	B1C0704-SRM1	5L027808.D	03/12/2021 18:32
29SB125 (3-4)	M1C0514-01	5L027809.D	03/12/2021 18:55
Duplicate	B1C0704-DUP1	5L027810.D	03/12/2021 19:18
Duplicate	B1C0704-DUP2	5L027811.D	03/12/2021 19:41
259SB125 (6-7)	M1C0514-02	5L027812.D	03/12/2021 20:05
29SB125 (11-12)	M1C0514-03	5L027813.D	03/12/2021 20:28
29SB125 (15-16)	M1C0514-04	5L027814.D	03/12/2021 20:51
29SB124 (3-4)	M1C0514-05	5L027816.D	03/12/2021 21:38
29SB124 (7-8)	M1C0514-06	5L027817.D	03/12/2021 22:01
29SB124 (11-12)	M1C0514-07	5L027818.D	03/12/2021 22:24
29SB124 (15-16)	M1C0514-08	5L027819.D	03/12/2021 22:47
29SB123 (2-3)	M1C0514-09	5L027820.D	03/12/2021 23:10
29SB123 (7-8)	M1C0514-10	5L027821.D	03/12/2021 23:33
29SB123 (11-12)	M1C0514-11	5L027822.D	03/12/2021 23:57
29SB123 (15-16)	M1C0514-12	5L027823.D	03/13/2021 0:20
29SB121 (3-4)	M1C0514-13	5L027824.D	03/13/2021 0:43
29SB121 (7-8)	M1C0514-14	5L027825.D	03/13/2021 1:06
29SB121 (11-12)	M1C0514-15	5L027827.D	03/13/2021 1:52
29SB121 (15-16)	M1C0514-16	5L027828.D	03/13/2021 2:16
29SB118 (3-4)	M1C0514-17	5L027829.D	03/13/2021 2:39
DUP-01	M1C0514-18	5L027830.D	03/13/2021 3:02
29SB118 (7-8)	M1C0514-19	5L027831.D	03/13/2021 3:25
Matrix Spike	B1C0704-MS1	5L027832.D	03/13/2021 3:48
Matrix Spike Dup	B1C0704-MSD1	5L027833.D	03/13/2021 4:12
29SB118 (11-12)	M1C0514-20	5L027834.D	03/13/2021 4:35
Blank	B1C0704-BLK3	6L0008444.D	03/15/2021 20:18
Blank	B1C0704-BLK4	6L0008445.D	03/15/2021 21:11
LCS	B1C0704-BS2	6L0008446.D	03/15/2021 22:04
Reference	B1C0704-SRM2	6L0008447.D	03/15/2021 22:56
259SB125 (6-7)	M1C0514-02RE1	6L0008448.D	03/15/2021 23:49
29SB125 (15-16)	M1C0514-04RE1	6L0008449.D	03/16/2021 0:42

MICROBAC®

Laboratory Report Number: M1C0514

Client Project ID: Longhorn

METHOD BLANK SUMMARY
FORM IVA

29SB124 (15-16)	M1C0514-08RE1	6L0008450.D	03/16/2021 1:35
29SB121 (15-16)	M1C0514-16RE1	6L0008451.D	03/16/2021 2:28
29SB118 (3-4)	M1C0514-17RE1	6L0008452.D	03/16/2021 3:21
DUP-01	M1C0514-18RE1	6L0008453.D	03/16/2021 4:14

MICROBAC

Laboratory Report Number: M1C0514
Client Project ID: Longhorn

METHOD BLANK SUMMARY
FORM IVA

Blank ID:	B1C0710-BLK1	**Batch:**	B1C0710
Blank File ID:	5L027836.D	**Instrument:**	HPLC5
Prepared:	03/11/2021 17:50	**Method:**	EPA 8330B
Analyzed:	03/13/2021 5:21	**Analyst:**	JWR

This Method Blank Applies To The Following Samples:

Client Sample ID	Laboratory Sample ID	Lab File ID	Time Analyzed
Blank	B1C0710-BLK1	5L027836.D	03/13/2021 5:21
Blank	B1C0710-BLK2	5L027837.D	03/13/2021 5:44
LCS	B1C0710-BS1	5L027838.D	03/13/2021 6:08
Reference	B1C0710-SRM1	5L027839.D	03/13/2021 6:31
29SB118 (15-16)	M1C0514-21	5L027840.D	03/13/2021 6:54
Duplicate	B1C0710-DUP1	5L027841.D	03/13/2021 7:17
Duplicate	B1C0710-DUP2	5L027842.D	03/13/2021 7:40
DUP-02	M1C0514-22	5L027843.D	03/13/2021 8:04
29SB119 (3-4)	M1C0514-23	5L027844.D	03/13/2021 8:27
29SB119 (7-8)	M1C0514-24	5L027845.D	03/13/2021 8:50
29SB119 (11-12)	M1C0514-25	5L027847.D	03/13/2021 9:36
29SB119 (15-16)	M1C0514-26	5L027848.D	03/13/2021 10:00
29SB120 (3-4)	M1C0514-27	5L027849.D	03/13/2021 10:23
29SB120 (7-8)	M1C0514-28	5L027850.D	03/13/2021 10:46
29SB120 (11-12)	M1C0514-29	5L027851.D	03/13/2021 11:09
29SB120 (15-16)	M1C0514-30	5L027852.D	03/13/2021 11:32
Matrix Spike	B1C0710-MS1	5L027853.D	03/13/2021 11:56
Matrix Spike Dup	B1C0710-MSD1	5L027854.D	03/13/2021 12:19
29SB122 (3-4)	M1C0514-31	5L027855.D	03/13/2021 12:42
29SB122 (7-8)	M1C0514-32	5L027856.D	03/13/2021 13:05
DUP-03	M1C0514-33	5L027858.D	03/13/2021 13:52
29SB122 (11-12)	M1C0514-34	5L027859.D	03/13/2021 14:15
29SB122 (15-16)	M1C0514-35	5L027860.D	03/13/2021 14:38
29SB129 (1-2)	M1C0514-36	5L027861.D	03/13/2021 15:01
29SB129 (3-4)	M1C0514-37	5L027862.D	03/13/2021 15:24
29SB129 (5-6)	M1C0514-38	5L027863.D	03/13/2021 15:48
29SB129 (7-8)	M1C0514-39	5L027864.D	03/13/2021 16:11
29SB129 (3-4)	M1C0514-37RE1	5L027867.D	03/15/2021 18:47
29SB129 (5-6)	M1C0514-38RE1	5L027868.D	03/15/2021 19:10
29SB129 (5-6)	M1C0514-38RE2	5L027869.D	03/15/2021 19:33
29SB129 (7-8)	M1C0514-39RE1	5L027870.D	03/15/2021 19:56
Blank	B1C0710-BLK3	6L0008455.D	03/16/2021 5:59
Blank	B1C0710-BLK4	6L0008456.D	03/16/2021 6:52
LCS	B1C0710-BS2	6L0008457.D	03/16/2021 7:45

MICROBAC®

Laboratory Report Number: M1C0514

Client Project ID: Longhorn

METHOD BLANK SUMMARY
FORM IVA

Reference	B1C0710-SRM2	6L0008458.D	03/16/2021 8:38
29SB118 (15-16)	M1C0514-21RE1	6L0008459.D	03/16/2021 9:31
Duplicate	B1C0710-DUP3	6L0008460.D	03/16/2021 10:23
Duplicate	B1C0710-DUP4	6L0008461.D	03/16/2021 11:16
DUP-02	M1C0514-22RE1	6L0008462.D	03/16/2021 12:09
29SB119 (3-4)	M1C0514-23RE1	6L0008463.D	03/16/2021 13:02
29SB119 (11-12)	M1C0514-25RE1	6L0008464.D	03/16/2021 13:55
29SB119 (15-16)	M1C0514-26RE1	6L0008466.D	03/16/2021 15:41
29SB120 (3-4)	M1C0514-27RE1	6L0008467.D	03/16/2021 16:33
29SB120 (7-8)	M1C0514-28RE1	6L0008468.D	03/16/2021 17:26
29SB120 (11-12)	M1C0514-29RE1	6L0008469.D	03/16/2021 18:19
29SB120 (15-16)	M1C0514-30RE1	6L0008470.D	03/16/2021 19:12
Matrix Spike	B1C0710-MS2	6L0008471.D	03/16/2021 20:05
Matrix Spike Dup	B1C0710-MSD2	6L0008472.D	03/16/2021 20:58
29SB122 (3-4)	M1C0514-31RE1	6L0008473.D	03/16/2021 21:51
29SB122 (7-8)	M1C0514-32RE1	6L0008474.D	03/16/2021 22:43
DUP-03	M1C0514-33RE1	6L0008475.D	03/16/2021 23:36
29SB122 (11-12)	M1C0514-34RE1	6L0008477.D	03/17/2021 1:22
29SB122 (15-16)	M1C0514-35RE1	6L0008478.D	03/17/2021 2:15
29SB129 (3-4)	M1C0514-37RE2	6L0008479.D	03/17/2021 3:08
29SB129 (3-4)	M1C0514-37RE3	6L0008480.D	03/17/2021 4:01
29SB129 (5-6)	M1C0514-38RE3	6L0008481.D	03/17/2021 4:54
29SB129 (5-6)	M1C0514-38RE4	6L0008482.D	03/17/2021 5:47
29SB129 (5-6)	M1C0514-38RE5	6L0008483.D	03/17/2021 6:39
29SB129 (7-8)	M1C0514-39RE2	6L0008484.D	03/17/2021 7:32
29SB129 (7-8)	M1C0514-39RE3	6L0008485.D	03/17/2021 8:25

MICROBAC

Laboratory Report Number: M1C0514
Client Project ID: Longhorn

METHOD BLANK SUMMARY
FORM IVA

Blank ID:	B1C0710-BLK2	**Batch:**	B1C0710
Blank File ID:	5L027837.D	**Instrument:**	HPLC5
Prepared:	03/11/2021 17:50	**Method:**	EPA 8330B
Analyzed:	03/13/2021 5:44	**Analyst:**	JWR

This Method Blank Applies To The Following Samples:

Client Sample ID	Laboratory Sample ID	Lab File ID	Time Analyzed
Blank	B1C0710-BLK1	5L027836.D	03/13/2021 5:21
Blank	B1C0710-BLK2	5L027837.D	03/13/2021 5:44
LCS	B1C0710-BS1	5L027838.D	03/13/2021 6:08
Reference	B1C0710-SRM1	5L027839.D	03/13/2021 6:31
29SB118 (15-16)	M1C0514-21	5L027840.D	03/13/2021 6:54
Duplicate	B1C0710-DUP1	5L027841.D	03/13/2021 7:17
Duplicate	B1C0710-DUP2	5L027842.D	03/13/2021 7:40
DUP-02	M1C0514-22	5L027843.D	03/13/2021 8:04
29SB119 (3-4)	M1C0514-23	5L027844.D	03/13/2021 8:27
29SB119 (7-8)	M1C0514-24	5L027845.D	03/13/2021 8:50
29SB119 (11-12)	M1C0514-25	5L027847.D	03/13/2021 9:36
29SB119 (15-16)	M1C0514-26	5L027848.D	03/13/2021 10:00
29SB120 (3-4)	M1C0514-27	5L027849.D	03/13/2021 10:23
29SB120 (7-8)	M1C0514-28	5L027850.D	03/13/2021 10:46
29SB120 (11-12)	M1C0514-29	5L027851.D	03/13/2021 11:09
29SB120 (15-16)	M1C0514-30	5L027852.D	03/13/2021 11:32
Matrix Spike	B1C0710-MS1	5L027853.D	03/13/2021 11:56
Matrix Spike Dup	B1C0710-MSD1	5L027854.D	03/13/2021 12:19
29SB122 (3-4)	M1C0514-31	5L027855.D	03/13/2021 12:42
29SB122 (7-8)	M1C0514-32	5L027856.D	03/13/2021 13:05
DUP-03	M1C0514-33	5L027858.D	03/13/2021 13:52
29SB122 (11-12)	M1C0514-34	5L027859.D	03/13/2021 14:15
29SB122 (15-16)	M1C0514-35	5L027860.D	03/13/2021 14:38
29SB129 (1-2)	M1C0514-36	5L027861.D	03/13/2021 15:01
29SB129 (3-4)	M1C0514-37	5L027862.D	03/13/2021 15:24
29SB129 (5-6)	M1C0514-38	5L027863.D	03/13/2021 15:48
29SB129 (7-8)	M1C0514-39	5L027864.D	03/13/2021 16:11
29SB129 (3-4)	M1C0514-37RE1	5L027867.D	03/15/2021 18:47
29SB129 (5-6)	M1C0514-38RE1	5L027868.D	03/15/2021 19:10
29SB129 (5-6)	M1C0514-38RE2	5L027869.D	03/15/2021 19:33
29SB129 (7-8)	M1C0514-39RE1	5L027870.D	03/15/2021 19:56
Blank	B1C0710-BLK3	6L0008455.D	03/16/2021 5:59
Blank	B1C0710-BLK4	6L0008456.D	03/16/2021 6:52
LCS	B1C0710-BS2	6L0008457.D	03/16/2021 7:45

MICROBAC®

Laboratory Report Number: M1C0514

Client Project ID: Longhorn

METHOD BLANK SUMMARY
FORM IVA

Reference	B1C0710-SRM2	6L0008458.D	03/16/2021 8:38
29SB118 (15-16)	M1C0514-21RE1	6L0008459.D	03/16/2021 9:31
Duplicate	B1C0710-DUP3	6L0008460.D	03/16/2021 10:23
Duplicate	B1C0710-DUP4	6L0008461.D	03/16/2021 11:16
DUP-02	M1C0514-22RE1	6L0008462.D	03/16/2021 12:09
29SB119 (3-4)	M1C0514-23RE1	6L0008463.D	03/16/2021 13:02
29SB119 (11-12)	M1C0514-25RE1	6L0008464.D	03/16/2021 13:55
29SB119 (15-16)	M1C0514-26RE1	6L0008466.D	03/16/2021 15:41
29SB120 (3-4)	M1C0514-27RE1	6L0008467.D	03/16/2021 16:33
29SB120 (7-8)	M1C0514-28RE1	6L0008468.D	03/16/2021 17:26
29SB120 (11-12)	M1C0514-29RE1	6L0008469.D	03/16/2021 18:19
29SB120 (15-16)	M1C0514-30RE1	6L0008470.D	03/16/2021 19:12
Matrix Spike	B1C0710-MS2	6L0008471.D	03/16/2021 20:05
Matrix Spike Dup	B1C0710-MSD2	6L0008472.D	03/16/2021 20:58
29SB122 (3-4)	M1C0514-31RE1	6L0008473.D	03/16/2021 21:51
29SB122 (7-8)	M1C0514-32RE1	6L0008474.D	03/16/2021 22:43
DUP-03	M1C0514-33RE1	6L0008475.D	03/16/2021 23:36
29SB122 (11-12)	M1C0514-34RE1	6L0008477.D	03/17/2021 1:22
29SB122 (15-16)	M1C0514-35RE1	6L0008478.D	03/17/2021 2:15
29SB129 (3-4)	M1C0514-37RE2	6L0008479.D	03/17/2021 3:08
29SB129 (3-4)	M1C0514-37RE3	6L0008480.D	03/17/2021 4:01
29SB129 (5-6)	M1C0514-38RE3	6L0008481.D	03/17/2021 4:54
29SB129 (5-6)	M1C0514-38RE4	6L0008482.D	03/17/2021 5:47
29SB129 (5-6)	M1C0514-38RE5	6L0008483.D	03/17/2021 6:39
29SB129 (7-8)	M1C0514-39RE2	6L0008484.D	03/17/2021 7:32
29SB129 (7-8)	M1C0514-39RE3	6L0008485.D	03/17/2021 8:25

MICROBAC

Laboratory Report Number: M1C0514
Client Project ID: Longhorn

METHOD BLANK SUMMARY
FORM IVA

Blank ID:	B1C0710-BLK3	**Batch:**	B1C0710
Blank File ID:	6L0008455.D	**Instrument:**	HPLC6
Prepared:	03/11/2021 17:50	**Method:**	EPA 8330B
Analyzed:	03/16/2021 5:59	**Analyst:**	JWR

This Method Blank Applies To The Following Samples:

Client Sample ID	Laboratory Sample ID	Lab File ID	Time Analyzed
Blank	B1C0710-BLK1	5L027836.D	03/13/2021 5:21
Blank	B1C0710-BLK2	5L027837.D	03/13/2021 5:44
LCS	B1C0710-BS1	5L027838.D	03/13/2021 6:08
Reference	B1C0710-SRM1	5L027839.D	03/13/2021 6:31
29SB118 (15-16)	M1C0514-21	5L027840.D	03/13/2021 6:54
Duplicate	B1C0710-DUP1	5L027841.D	03/13/2021 7:17
Duplicate	B1C0710-DUP2	5L027842.D	03/13/2021 7:40
DUP-02	M1C0514-22	5L027843.D	03/13/2021 8:04
29SB119 (3-4)	M1C0514-23	5L027844.D	03/13/2021 8:27
29SB119 (7-8)	M1C0514-24	5L027845.D	03/13/2021 8:50
29SB119 (11-12)	M1C0514-25	5L027847.D	03/13/2021 9:36
29SB119 (15-16)	M1C0514-26	5L027848.D	03/13/2021 10:00
29SB120 (3-4)	M1C0514-27	5L027849.D	03/13/2021 10:23
29SB120 (7-8)	M1C0514-28	5L027850.D	03/13/2021 10:46
29SB120 (11-12)	M1C0514-29	5L027851.D	03/13/2021 11:09
29SB120 (15-16)	M1C0514-30	5L027852.D	03/13/2021 11:32
Matrix Spike	B1C0710-MS1	5L027853.D	03/13/2021 11:56
Matrix Spike Dup	B1C0710-MSD1	5L027854.D	03/13/2021 12:19
29SB122 (3-4)	M1C0514-31	5L027855.D	03/13/2021 12:42
29SB122 (7-8)	M1C0514-32	5L027856.D	03/13/2021 13:05
DUP-03	M1C0514-33	5L027858.D	03/13/2021 13:52
29SB122 (11-12)	M1C0514-34	5L027859.D	03/13/2021 14:15
29SB122 (15-16)	M1C0514-35	5L027860.D	03/13/2021 14:38
29SB129 (1-2)	M1C0514-36	5L027861.D	03/13/2021 15:01
29SB129 (3-4)	M1C0514-37	5L027862.D	03/13/2021 15:24
29SB129 (5-6)	M1C0514-38	5L027863.D	03/13/2021 15:48
29SB129 (7-8)	M1C0514-39	5L027864.D	03/13/2021 16:11
29SB129 (3-4)	M1C0514-37RE1	5L027867.D	03/15/2021 18:47
29SB129 (5-6)	M1C0514-38RE1	5L027868.D	03/15/2021 19:10
29SB129 (5-6)	M1C0514-38RE2	5L027869.D	03/15/2021 19:33
29SB129 (7-8)	M1C0514-39RE1	5L027870.D	03/15/2021 19:56
Blank	B1C0710-BLK3	6L0008455.D	03/16/2021 5:59
Blank	B1C0710-BLK4	6L0008456.D	03/16/2021 6:52
LCS	B1C0710-BS2	6L0008457.D	03/16/2021 7:45

MICROBAC®

Laboratory Report Number: M1C0514

Client Project ID: Longhorn

METHOD BLANK SUMMARY
FORM IVA

Reference	B1C0710-SRM2	6L0008458.D	03/16/2021 8:38
29SB118 (15-16)	M1C0514-21RE1	6L0008459.D	03/16/2021 9:31
Duplicate	B1C0710-DUP3	6L0008460.D	03/16/2021 10:23
Duplicate	B1C0710-DUP4	6L0008461.D	03/16/2021 11:16
DUP-02	M1C0514-22RE1	6L0008462.D	03/16/2021 12:09
29SB119 (3-4)	M1C0514-23RE1	6L0008463.D	03/16/2021 13:02
29SB119 (11-12)	M1C0514-25RE1	6L0008464.D	03/16/2021 13:55
29SB119 (15-16)	M1C0514-26RE1	6L0008466.D	03/16/2021 15:41
29SB120 (3-4)	M1C0514-27RE1	6L0008467.D	03/16/2021 16:33
29SB120 (7-8)	M1C0514-28RE1	6L0008468.D	03/16/2021 17:26
29SB120 (11-12)	M1C0514-29RE1	6L0008469.D	03/16/2021 18:19
29SB120 (15-16)	M1C0514-30RE1	6L0008470.D	03/16/2021 19:12
Matrix Spike	B1C0710-MS2	6L0008471.D	03/16/2021 20:05
Matrix Spike Dup	B1C0710-MSD2	6L0008472.D	03/16/2021 20:58
29SB122 (3-4)	M1C0514-31RE1	6L0008473.D	03/16/2021 21:51
29SB122 (7-8)	M1C0514-32RE1	6L0008474.D	03/16/2021 22:43
DUP-03	M1C0514-33RE1	6L0008475.D	03/16/2021 23:36
29SB122 (11-12)	M1C0514-34RE1	6L0008477.D	03/17/2021 1:22
29SB122 (15-16)	M1C0514-35RE1	6L0008478.D	03/17/2021 2:15
29SB129 (3-4)	M1C0514-37RE2	6L0008479.D	03/17/2021 3:08
29SB129 (3-4)	M1C0514-37RE3	6L0008480.D	03/17/2021 4:01
29SB129 (5-6)	M1C0514-38RE3	6L0008481.D	03/17/2021 4:54
29SB129 (5-6)	M1C0514-38RE4	6L0008482.D	03/17/2021 5:47
29SB129 (5-6)	M1C0514-38RE5	6L0008483.D	03/17/2021 6:39
29SB129 (7-8)	M1C0514-39RE2	6L0008484.D	03/17/2021 7:32
29SB129 (7-8)	M1C0514-39RE3	6L0008485.D	03/17/2021 8:25

MICROBAC

Laboratory Report Number: M1C0514
Client Project ID: Longhorn

METHOD BLANK SUMMARY
FORM IVA

Blank ID:	B1C0710-BLK4	**Batch:**	B1C0710
Blank File ID:	6L0008456.D	**Instrument:**	HPLC6
Prepared:	03/11/2021 17:50	**Method:**	EPA 8330B
Analyzed:	03/16/2021 6:52	**Analyst:**	JWR

This Method Blank Applies To The Following Samples:

Client Sample ID	Laboratory Sample ID	Lab File ID	Time Analyzed
Blank	B1C0710-BLK1	5L027836.D	03/13/2021 5:21
Blank	B1C0710-BLK2	5L027837.D	03/13/2021 5:44
LCS	B1C0710-BS1	5L027838.D	03/13/2021 6:08
Reference	B1C0710-SRM1	5L027839.D	03/13/2021 6:31
29SB118 (15-16)	M1C0514-21	5L027840.D	03/13/2021 6:54
Duplicate	B1C0710-DUP1	5L027841.D	03/13/2021 7:17
Duplicate	B1C0710-DUP2	5L027842.D	03/13/2021 7:40
DUP-02	M1C0514-22	5L027843.D	03/13/2021 8:04
29SB119 (3-4)	M1C0514-23	5L027844.D	03/13/2021 8:27
29SB119 (7-8)	M1C0514-24	5L027845.D	03/13/2021 8:50
29SB119 (11-12)	M1C0514-25	5L027847.D	03/13/2021 9:36
29SB119 (15-16)	M1C0514-26	5L027848.D	03/13/2021 10:00
29SB120 (3-4)	M1C0514-27	5L027849.D	03/13/2021 10:23
29SB120 (7-8)	M1C0514-28	5L027850.D	03/13/2021 10:46
29SB120 (11-12)	M1C0514-29	5L027851.D	03/13/2021 11:09
29SB120 (15-16)	M1C0514-30	5L027852.D	03/13/2021 11:32
Matrix Spike	B1C0710-MS1	5L027853.D	03/13/2021 11:56
Matrix Spike Dup	B1C0710-MSD1	5L027854.D	03/13/2021 12:19
29SB122 (3-4)	M1C0514-31	5L027855.D	03/13/2021 12:42
29SB122 (7-8)	M1C0514-32	5L027856.D	03/13/2021 13:05
DUP-03	M1C0514-33	5L027858.D	03/13/2021 13:52
29SB122 (11-12)	M1C0514-34	5L027859.D	03/13/2021 14:15
29SB122 (15-16)	M1C0514-35	5L027860.D	03/13/2021 14:38
29SB129 (1-2)	M1C0514-36	5L027861.D	03/13/2021 15:01
29SB129 (3-4)	M1C0514-37	5L027862.D	03/13/2021 15:24
29SB129 (5-6)	M1C0514-38	5L027863.D	03/13/2021 15:48
29SB129 (7-8)	M1C0514-39	5L027864.D	03/13/2021 16:11
29SB129 (3-4)	M1C0514-37RE1	5L027867.D	03/15/2021 18:47
29SB129 (5-6)	M1C0514-38RE1	5L027868.D	03/15/2021 19:10
29SB129 (5-6)	M1C0514-38RE2	5L027869.D	03/15/2021 19:33
29SB129 (7-8)	M1C0514-39RE1	5L027870.D	03/15/2021 19:56
Blank	B1C0710-BLK3	6L0008455.D	03/16/2021 5:59
Blank	B1C0710-BLK4	6L0008456.D	03/16/2021 6:52
LCS	B1C0710-BS2	6L0008457.D	03/16/2021 7:45

MICROBAC®

Laboratory Report Number: M1C0514

Client Project ID: Longhorn

METHOD BLANK SUMMARY
FORM IVA

Reference	B1C0710-SRM2	6L0008458.D	03/16/2021 8:38
29SB118 (15-16)	M1C0514-21RE1	6L0008459.D	03/16/2021 9:31
Duplicate	B1C0710-DUP3	6L0008460.D	03/16/2021 10:23
Duplicate	B1C0710-DUP4	6L0008461.D	03/16/2021 11:16
DUP-02	M1C0514-22RE1	6L0008462.D	03/16/2021 12:09
29SB119 (3-4)	M1C0514-23RE1	6L0008463.D	03/16/2021 13:02
29SB119 (11-12)	M1C0514-25RE1	6L0008464.D	03/16/2021 13:55
29SB119 (15-16)	M1C0514-26RE1	6L0008466.D	03/16/2021 15:41
29SB120 (3-4)	M1C0514-27RE1	6L0008467.D	03/16/2021 16:33
29SB120 (7-8)	M1C0514-28RE1	6L0008468.D	03/16/2021 17:26
29SB120 (11-12)	M1C0514-29RE1	6L0008469.D	03/16/2021 18:19
29SB120 (15-16)	M1C0514-30RE1	6L0008470.D	03/16/2021 19:12
Matrix Spike	B1C0710-MS2	6L0008471.D	03/16/2021 20:05
Matrix Spike Dup	B1C0710-MSD2	6L0008472.D	03/16/2021 20:58
29SB122 (3-4)	M1C0514-31RE1	6L0008473.D	03/16/2021 21:51
29SB122 (7-8)	M1C0514-32RE1	6L0008474.D	03/16/2021 22:43
DUP-03	M1C0514-33RE1	6L0008475.D	03/16/2021 23:36
29SB122 (11-12)	M1C0514-34RE1	6L0008477.D	03/17/2021 1:22
29SB122 (15-16)	M1C0514-35RE1	6L0008478.D	03/17/2021 2:15
29SB129 (3-4)	M1C0514-37RE2	6L0008479.D	03/17/2021 3:08
29SB129 (3-4)	M1C0514-37RE3	6L0008480.D	03/17/2021 4:01
29SB129 (5-6)	M1C0514-38RE3	6L0008481.D	03/17/2021 4:54
29SB129 (5-6)	M1C0514-38RE4	6L0008482.D	03/17/2021 5:47
29SB129 (5-6)	M1C0514-38RE5	6L0008483.D	03/17/2021 6:39
29SB129 (7-8)	M1C0514-39RE2	6L0008484.D	03/17/2021 7:32
29SB129 (7-8)	M1C0514-39RE3	6L0008485.D	03/17/2021 8:25

MICROBAC®

Laboratory Report Number: M1C0514
Client Project ID: Longhorn

METHOD BLANK SUMMARY
FORM IVA

Blank ID:	B1C0802-BLK1	**Batch:**	B1C0802
Blank File ID:	5L027930.D	**Instrument:**	HPLC5
Prepared:	03/13/2021 13:00	**Method:**	EPA 8330B
Analyzed:	03/25/2021 18:21	**Analyst:**	ECL

This Method Blank Applies To The Following Samples:

Client Sample ID	Laboratory Sample ID	Lab File ID	Time Analyzed
Blank	B1C0802-BLK1	5L027930.D	03/25/2021 18:21
Blank	B1C0802-BLK2	5L027931.D	03/25/2021 18:49
LCS	B1C0802-BS1	5L027932.D	03/25/2021 19:17
Reference	B1C0802-SRM1	5L027933.D	03/25/2021 19:46
Duplicate	B1C0802-DUP1	5L027935.D	03/25/2021 20:42
Duplicate	B1C0802-DUP2	5L027936.D	03/25/2021 21:10
Matrix Spike	B1C0802-MS1	5L027942.D	03/25/2021 23:59
Matrix Spike Dup	B1C0802-MSD1	5L027943.D	03/26/2021 0:28

MICROBAC®

Laboratory Report Number: M1C0514
Client Project ID: Longhorn

METHOD BLANK SUMMARY
FORM IVA

Blank ID:	B1C0802-BLK2	**Batch:**	B1C0802
Blank File ID:	5L027931.D	**Instrument:**	HPLC5
Prepared:	03/13/2021 13:00	**Method:**	EPA 8330B
Analyzed:	03/25/2021 18:49	**Analyst:**	ECL

This Method Blank Applies To The Following Samples:

Client Sample ID	Laboratory Sample ID	Lab File ID	Time Analyzed
Blank	B1C0802-BLK1	5L027930.D	03/25/2021 18:21
Blank	B1C0802-BLK2	5L027931.D	03/25/2021 18:49
LCS	B1C0802-BS1	5L027932.D	03/25/2021 19:17
Reference	B1C0802-SRM1	5L027933.D	03/25/2021 19:46
Duplicate	B1C0802-DUP1	5L027935.D	03/25/2021 20:42
Duplicate	B1C0802-DUP2	5L027936.D	03/25/2021 21:10
Matrix Spike	B1C0802-MS1	5L027942.D	03/25/2021 23:59
Matrix Spike Dup	B1C0802-MSD1	5L027943.D	03/26/2021 0:28

MICROBAC®

Laboratory Report Number: M1C0514
Client Project ID: Longhorn

METHOD BLANK SUMMARY
FORM IVA

Blank ID:	B1C0835-BLK1	**Batch:**	B1C0835
Blank File ID:	5L028097.D	**Instrument:**	HPLC5
Prepared:	03/15/2021 16:30	**Method:**	EPA 8330B
Analyzed:	04/07/2021 12:03	**Analyst:**	ECL

This Method Blank Applies To The Following Samples:

Client Sample ID	Laboratory Sample ID	Lab File ID	Time Analyzed
Blank	B1C0835-BLK1	5L028097.D	04/07/2021 12:03
Blank	B1C0835-BLK2	5L028098.D	04/07/2021 12:31
LCS	B1C0835-BS1	5L028099.D	04/07/2021 12:59
Reference	B1C0835-SRM1	5L028100.D	04/07/2021 13:27
29SB131 (3-4)	M1C0514-59	5L028101.D	04/07/2021 13:56
29SB131 (5-6)	M1C0514-60	5L028102.D	04/07/2021 14:24
29SB131 (7-8)	M1C0514-61	5L028103.D	04/07/2021 14:52
Duplicate	B1C0835-DUP1	5L028104.D	04/07/2021 15:20
Duplicate	B1C0835-DUP2	5L028105.D	04/07/2021 15:48
Matrix Spike Dup	B1C0835-MSD1	5L028105.D	04/07/2021 15:48
29SB127 (1-2)	M1C0514-62	5L028106.D	04/07/2021 16:16
29SB127 (3-4)	M1C0514-63	5L028108.D	04/07/2021 17:13
DUP-06	M1C0514-64	5L028109.D	04/07/2021 17:41
29SB127 (5-6)	M1C0514-65	5L028110.D	04/07/2021 18:09
29SB127 (7-8)	M1C0514-66	5L028111.D	04/07/2021 18:37
Matrix Spike	B1C0835-MS1	5L028112.D	04/07/2021 19:06
Matrix Spike Dup	B1C0835-MSD1	5L028113.D	04/07/2021 19:34
29SB128 (1-2)	M1C0514-67	5L028114.D	04/07/2021 20:02
29SB128 (3-4)	M1C0514-68	5L028115.D	04/07/2021 20:30
29SB128 (5-6)	M1C0514-69	5L028116.D	04/07/2021 20:58
29SB128 (7-8)	M1C0514-70	5L028117.D	04/07/2021 21:27

MICROBAC®

Laboratory Report Number: M1C0514
Client Project ID: Longhorn

METHOD BLANK SUMMARY
FORM IVA

Blank ID:	B1C0835-BLK2	**Batch:**	B1C0835
Blank File ID:	5L028098.D	**Instrument:**	HPLC5
Prepared:	03/15/2021 16:30	**Method:**	EPA 8330B
Analyzed:	04/07/2021 12:31	**Analyst:**	ECL

This Method Blank Applies To The Following Samples:

Client Sample ID	Laboratory Sample ID	Lab File ID	Time Analyzed
Blank	B1C0835-BLK1	5L028097.D	04/07/2021 12:03
Blank	B1C0835-BLK2	5L028098.D	04/07/2021 12:31
LCS	B1C0835-BS1	5L028099.D	04/07/2021 12:59
Reference	B1C0835-SRM1	5L028100.D	04/07/2021 13:27
29SB131 (3-4)	M1C0514-59	5L028101.D	04/07/2021 13:56
29SB131 (5-6)	M1C0514-60	5L028102.D	04/07/2021 14:24
29SB131 (7-8)	M1C0514-61	5L028103.D	04/07/2021 14:52
Duplicate	B1C0835-DUP1	5L028104.D	04/07/2021 15:20
Duplicate	B1C0835-DUP2	5L028105.D	04/07/2021 15:48
Matrix Spike Dup	B1C0835-MSD1	5L028105.D	04/07/2021 15:48
29SB127 (1-2)	M1C0514-62	5L028106.D	04/07/2021 16:16
29SB127 (3-4)	M1C0514-63	5L028108.D	04/07/2021 17:13
DUP-06	M1C0514-64	5L028109.D	04/07/2021 17:41
29SB127 (5-6)	M1C0514-65	5L028110.D	04/07/2021 18:09
29SB127 (7-8)	M1C0514-66	5L028111.D	04/07/2021 18:37
Matrix Spike	B1C0835-MS1	5L028112.D	04/07/2021 19:06
Matrix Spike Dup	B1C0835-MSD1	5L028113.D	04/07/2021 19:34
29SB128 (1-2)	M1C0514-67	5L028114.D	04/07/2021 20:02
29SB128 (3-4)	M1C0514-68	5L028115.D	04/07/2021 20:30
29SB128 (5-6)	M1C0514-69	5L028116.D	04/07/2021 20:58
29SB128 (7-8)	M1C0514-70	5L028117.D	04/07/2021 21:27

MICROBAC

Laboratory Report Number: M1C0514
Client Project ID: Longhorn

METHOD BLANK SUMMARY
FORM IVA

Blank ID:	B1C1692-BLK1	**Batch:**	B1C1692
Blank File ID:	5L028064.D	**Instrument:**	HPLC5
Prepared:	03/31/2021 19:00	**Method:**	EPA 8330B
Analyzed:	04/06/2021 13:38	**Analyst:**	JWR

This Method Blank Applies To The Following Samples:

Client Sample ID	Laboratory Sample ID	Lab File ID	Time Analyzed
Blank	B1C1692-BLK1	5L028064.D	04/06/2021 13:38
Blank	B1C1692-BLK2	5L028065.D	04/06/2021 14:06
LCS	B1C1692-BS1	5L028066.D	04/06/2021 14:35
LCS Dup	B1C1692-BSD1	5L028067.D	04/06/2021 15:03
Reference	B1C1692-SRM1	5L028068.D	04/06/2021 15:31
29SB126 (1-2)	M1C0514-40RE1	5L028070.D	04/06/2021 16:27
Duplicate	B1C1692-DUP1	5L028071.D	04/06/2021 16:56
Duplicate	B1C1692-DUP2	5L028072.D	04/06/2021 17:24
DUP-04	M1C0514-41RE1	5L028073.D	04/06/2021 17:52
29SB126 (3-4)	M1C0514-42RE1	5L028074.D	04/06/2021 18:20
29SB126 (5-6)	M1C0514-43RE1	5L028075.D	04/06/2021 18:48
29SB126 (7-8)	M1C0514-44RE1	5L028076.D	04/06/2021 19:17
Matrix Spike	B1C1692-MS1	5L028077.D	04/06/2021 19:45
Matrix Spike Dup	B1C1692-MSD1	5L028078.D	04/06/2021 20:13
29SB132 (1-2)	M1C0514-45RE1	5L028080.D	04/06/2021 21:09
29SB132 (3-4)	M1C0514-46RE1	5L028081.D	04/06/2021 21:37
29SB132 (5-6)	M1C0514-47RE1	5L028082.D	04/06/2021 22:06
29SB132 (7-8)	M1C0514-48RE1	5L028083.D	04/06/2021 22:34
29SB133 (1-2)	M1C0514-49RE1	5L028084.D	04/06/2021 23:02
29SB133 (3-4)	M1C0514-50RE1	5L028085.D	04/06/2021 23:30
29SB133 (5-6)	M1C0514-51RE1	5L028086.D	04/06/2021 23:58
29SB133 (7-8)	M1C0514-52RE1	5L028088.D	04/07/2021 0:55
29SB130 (1-2)	M1C0514-53RE1	5L028089.D	04/07/2021 1:23
29SB130 (3-4)	M1C0514-54RE1	5L028090.D	04/07/2021 1:51
DUP-05	M1C0514-55RE1	5L028091.D	04/07/2021 2:19
29SB130 (5-6)	M1C0514-56RE1	5L028092.D	04/07/2021 2:48
29SB130 (7-8)	M1C0514-57RE1	5L028093.D	04/07/2021 3:16
29SB131 (1-2)	M1C0514-58RE1	5L028094.D	04/07/2021 3:44
Blank	B1C1692-BLK3	6L0008567.D	04/08/2021 13:52
Blank	B1C1692-BLK4	6L0008568.D	04/08/2021 14:55
LCS	B1C1692-BS2	6L0008569.D	04/08/2021 15:58
LCS Dup	B1C1692-BSD2	6L0008570.D	04/08/2021 17:00
Reference	B1C1692-SRM2	6L0008571.D	04/08/2021 18:03
29SB126 (1-2)	M1C0514-40RE3	6L0008573.D	04/08/2021 19:06

MICROBAC

Laboratory Report Number: M1C0514
Client Project ID: Longhorn

METHOD BLANK SUMMARY
FORM IVA

Blank ID:	B1C1692-BLK2	**Batch:**	B1C1692
Blank File ID:	5L028065.D	**Instrument:**	HPLC5
Prepared:	03/31/2021 19:00	**Method:**	EPA 8330B
Analyzed:	04/06/2021 14:06	**Analyst:**	JWR

This Method Blank Applies To The Following Samples:

Client Sample ID	Laboratory Sample ID	Lab File ID	Time Analyzed
Blank	B1C1692-BLK1	5L028064.D	04/06/2021 13:38
Blank	B1C1692-BLK2	5L028065.D	04/06/2021 14:06
LCS	B1C1692-BS1	5L028066.D	04/06/2021 14:35
LCS Dup	B1C1692-BSD1	5L028067.D	04/06/2021 15:03
Reference	B1C1692-SRM1	5L028068.D	04/06/2021 15:31
29SB126 (1-2)	M1C0514-40RE1	5L028070.D	04/06/2021 16:27
Duplicate	B1C1692-DUP1	5L028071.D	04/06/2021 16:56
Duplicate	B1C1692-DUP2	5L028072.D	04/06/2021 17:24
DUP-04	M1C0514-41RE1	5L028073.D	04/06/2021 17:52
29SB126 (3-4)	M1C0514-42RE1	5L028074.D	04/06/2021 18:20
29SB126 (5-6)	M1C0514-43RE1	5L028075.D	04/06/2021 18:48
29SB126 (7-8)	M1C0514-44RE1	5L028076.D	04/06/2021 19:17
Matrix Spike	B1C1692-MS1	5L028077.D	04/06/2021 19:45
Matrix Spike Dup	B1C1692-MSD1	5L028078.D	04/06/2021 20:13
29SB132 (1-2)	M1C0514-45RE1	5L028080.D	04/06/2021 21:09
29SB132 (3-4)	M1C0514-46RE1	5L028081.D	04/06/2021 21:37
29SB132 (5-6)	M1C0514-47RE1	5L028082.D	04/06/2021 22:06
29SB132 (7-8)	M1C0514-48RE1	5L028083.D	04/06/2021 22:34
29SB133 (1-2)	M1C0514-49RE1	5L028084.D	04/06/2021 23:02
29SB133 (3-4)	M1C0514-50RE1	5L028085.D	04/06/2021 23:30
29SB133 (5-6)	M1C0514-51RE1	5L028086.D	04/06/2021 23:58
29SB133 (7-8)	M1C0514-52RE1	5L028088.D	04/07/2021 0:55
29SB130 (1-2)	M1C0514-53RE1	5L028089.D	04/07/2021 1:23
29SB130 (3-4)	M1C0514-54RE1	5L028090.D	04/07/2021 1:51
DUP-05	M1C0514-55RE1	5L028091.D	04/07/2021 2:19
29SB130 (5-6)	M1C0514-56RE1	5L028092.D	04/07/2021 2:48
29SB130 (7-8)	M1C0514-57RE1	5L028093.D	04/07/2021 3:16
29SB131 (1-2)	M1C0514-58RE1	5L028094.D	04/07/2021 3:44
Blank	B1C1692-BLK3	6L0008567.D	04/08/2021 13:52
Blank	B1C1692-BLK4	6L0008568.D	04/08/2021 14:55
LCS	B1C1692-BS2	6L0008569.D	04/08/2021 15:58
LCS Dup	B1C1692-BSD2	6L0008570.D	04/08/2021 17:00
Reference	B1C1692-SRM2	6L0008571.D	04/08/2021 18:03
29SB126 (1-2)	M1C0514-40RE3	6L0008573.D	04/08/2021 19:06

MICROBAC

Laboratory Report Number: M1C0514
Client Project ID: Longhorn

METHOD BLANK SUMMARY
FORM IVA

Blank ID:	B1C1692-BLK3	**Batch:**	B1C1692
Blank File ID:	6L0008567.D	**Instrument:**	HPLC6
Prepared:	03/31/2021 19:00	**Method:**	EPA 8330B
Analyzed:	04/08/2021 13:52	**Analyst:**	ECL

This Method Blank Applies To The Following Samples:

Client Sample ID	Laboratory Sample ID	Lab File ID	Time Analyzed
Blank	B1C1692-BLK1	5L028064.D	04/06/2021 13:38
Blank	B1C1692-BLK2	5L028065.D	04/06/2021 14:06
LCS	B1C1692-BS1	5L028066.D	04/06/2021 14:35
LCS Dup	B1C1692-BSD1	5L028067.D	04/06/2021 15:03
Reference	B1C1692-SRM1	5L028068.D	04/06/2021 15:31
29SB126 (1-2)	M1C0514-40RE1	5L028070.D	04/06/2021 16:27
Duplicate	B1C1692-DUP1	5L028071.D	04/06/2021 16:56
Duplicate	B1C1692-DUP2	5L028072.D	04/06/2021 17:24
DUP-04	M1C0514-41RE1	5L028073.D	04/06/2021 17:52
29SB126 (3-4)	M1C0514-42RE1	5L028074.D	04/06/2021 18:20
29SB126 (5-6)	M1C0514-43RE1	5L028075.D	04/06/2021 18:48
29SB126 (7-8)	M1C0514-44RE1	5L028076.D	04/06/2021 19:17
Matrix Spike	B1C1692-MS1	5L028077.D	04/06/2021 19:45
Matrix Spike Dup	B1C1692-MSD1	5L028078.D	04/06/2021 20:13
29SB132 (1-2)	M1C0514-45RE1	5L028080.D	04/06/2021 21:09
29SB132 (3-4)	M1C0514-46RE1	5L028081.D	04/06/2021 21:37
29SB132 (5-6)	M1C0514-47RE1	5L028082.D	04/06/2021 22:06
29SB132 (7-8)	M1C0514-48RE1	5L028083.D	04/06/2021 22:34
29SB133 (1-2)	M1C0514-49RE1	5L028084.D	04/06/2021 23:02
29SB133 (3-4)	M1C0514-50RE1	5L028085.D	04/06/2021 23:30
29SB133 (5-6)	M1C0514-51RE1	5L028086.D	04/06/2021 23:58
29SB133 (7-8)	M1C0514-52RE1	5L028088.D	04/07/2021 0:55
29SB130 (1-2)	M1C0514-53RE1	5L028089.D	04/07/2021 1:23
29SB130 (3-4)	M1C0514-54RE1	5L028090.D	04/07/2021 1:51
DUP-05	M1C0514-55RE1	5L028091.D	04/07/2021 2:19
29SB130 (5-6)	M1C0514-56RE1	5L028092.D	04/07/2021 2:48
29SB130 (7-8)	M1C0514-57RE1	5L028093.D	04/07/2021 3:16
29SB131 (1-2)	M1C0514-58RE1	5L028094.D	04/07/2021 3:44
Blank	B1C1692-BLK3	6L0008567.D	04/08/2021 13:52
Blank	B1C1692-BLK4	6L0008568.D	04/08/2021 14:55
LCS	B1C1692-BS2	6L0008569.D	04/08/2021 15:58
LCS Dup	B1C1692-BSD2	6L0008570.D	04/08/2021 17:00
Reference	B1C1692-SRM2	6L0008571.D	04/08/2021 18:03
29SB126 (1-2)	M1C0514-40RE3	6L0008573.D	04/08/2021 19:06

MICROBAC

Laboratory Report Number: M1C0514
Client Project ID: Longhorn

METHOD BLANK SUMMARY
FORM IVA

Blank ID:	B1C1692-BLK4	**Batch:**	B1C1692
Blank File ID:	6L0008568.D	**Instrument:**	HPLC6
Prepared:	03/31/2021 19:00	**Method:**	EPA 8330B
Analyzed:	04/08/2021 14:55	**Analyst:**	ECL

This Method Blank Applies To The Following Samples:

Client Sample ID	Laboratory Sample ID	Lab File ID	Time Analyzed
Blank	B1C1692-BLK1	5L028064.D	04/06/2021 13:38
Blank	B1C1692-BLK2	5L028065.D	04/06/2021 14:06
LCS	B1C1692-BS1	5L028066.D	04/06/2021 14:35
LCS Dup	B1C1692-BSD1	5L028067.D	04/06/2021 15:03
Reference	B1C1692-SRM1	5L028068.D	04/06/2021 15:31
29SB126 (1-2)	M1C0514-40RE1	5L028070.D	04/06/2021 16:27
Duplicate	B1C1692-DUP1	5L028071.D	04/06/2021 16:56
Duplicate	B1C1692-DUP2	5L028072.D	04/06/2021 17:24
DUP-04	M1C0514-41RE1	5L028073.D	04/06/2021 17:52
29SB126 (3-4)	M1C0514-42RE1	5L028074.D	04/06/2021 18:20
29SB126 (5-6)	M1C0514-43RE1	5L028075.D	04/06/2021 18:48
29SB126 (7-8)	M1C0514-44RE1	5L028076.D	04/06/2021 19:17
Matrix Spike	B1C1692-MS1	5L028077.D	04/06/2021 19:45
Matrix Spike Dup	B1C1692-MSD1	5L028078.D	04/06/2021 20:13
29SB132 (1-2)	M1C0514-45RE1	5L028080.D	04/06/2021 21:09
29SB132 (3-4)	M1C0514-46RE1	5L028081.D	04/06/2021 21:37
29SB132 (5-6)	M1C0514-47RE1	5L028082.D	04/06/2021 22:06
29SB132 (7-8)	M1C0514-48RE1	5L028083.D	04/06/2021 22:34
29SB133 (1-2)	M1C0514-49RE1	5L028084.D	04/06/2021 23:02
29SB133 (3-4)	M1C0514-50RE1	5L028085.D	04/06/2021 23:30
29SB133 (5-6)	M1C0514-51RE1	5L028086.D	04/06/2021 23:58
29SB133 (7-8)	M1C0514-52RE1	5L028088.D	04/07/2021 0:55
29SB130 (1-2)	M1C0514-53RE1	5L028089.D	04/07/2021 1:23
29SB130 (3-4)	M1C0514-54RE1	5L028090.D	04/07/2021 1:51
DUP-05	M1C0514-55RE1	5L028091.D	04/07/2021 2:19
29SB130 (5-6)	M1C0514-56RE1	5L028092.D	04/07/2021 2:48
29SB130 (7-8)	M1C0514-57RE1	5L028093.D	04/07/2021 3:16
29SB131 (1-2)	M1C0514-58RE1	5L028094.D	04/07/2021 3:44
Blank	B1C1692-BLK3	6L0008567.D	04/08/2021 13:52
Blank	B1C1692-BLK4	6L0008568.D	04/08/2021 14:55
LCS	B1C1692-BS2	6L0008569.D	04/08/2021 15:58
LCS Dup	B1C1692-BSD2	6L0008570.D	04/08/2021 17:00
Reference	B1C1692-SRM2	6L0008571.D	04/08/2021 18:03
29SB126 (1-2)	M1C0514-40RE3	6L0008573.D	04/08/2021 19:06

MICROBAC®

Laboratory Report Number: M1C0514
Client Project ID: Longhorn

METHOD BLANK SUMMARY
FORM IVA

Blank ID:	B1D0537-BLK1	**Batch:**	B1D0537
Blank File ID:	5L028332.D	**Instrument:**	HPLC5
Prepared:	04/09/2021 14:23	**Method:**	EPA 8330B
Analyzed:	04/12/2021 19:43	**Analyst:**	JWR

This Method Blank Applies To The Following Samples:

Client Sample ID	Laboratory Sample ID	Lab File ID	Time Analyzed
Blank	B1D0537-BLK1	5L028332.D	04/12/2021 19:43
Blank	B1D0537-BLK2	5L028333.D	04/12/2021 20:11
LCS	B1D0537-BS1	5L028334.D	04/12/2021 20:39
LCS Dup	B1D0537-BSD1	5L028335.D	04/12/2021 21:07
Reference	B1D0537-SRM1	5L028336.D	04/12/2021 21:35
29SB131 (5-6)	M1C0514-60RE1	5L028337.D	04/12/2021 22:03
29SB131 (7-8)	M1C0514-61RE1	5L028338.D	04/12/2021 22:32
29SB127 (1-2)	M1C0514-62RE1	5L028339.D	04/12/2021 23:00
DUP-06	M1C0514-64RE2	5L028340.D	04/12/2021 23:28
Matrix Spike	B1D0537-MS1	5L028341.D	04/12/2021 23:56
29SB127 (7-8)	M1C0514-66RE1	5L028343.D	04/13/2021 0:53
29SB128 (1-2)	M1C0514-67RE1	5L028344.D	04/13/2021 1:21
Matrix Spike Dup	B1D0537-MSD1	5L028345.D	04/13/2021 1:49
29SB128 (3-4)	M1C0514-68RE1	5L028346.D	04/13/2021 2:17
29SB128 (5-6)	M1C0514-69RE1	5L028347.D	04/13/2021 2:45
29SB128 (7-8)	M1C0514-70RE1	5L028348.D	04/13/2021 3:14

MICROBAC®

Laboratory Report Number: M1C0514
Client Project ID: Longhorn

METHOD BLANK SUMMARY
FORM IVA

Blank ID:	B1D0537-BLK2	**Batch:**	B1D0537
Blank File ID:	5L028333.D	**Instrument:**	HPLC5
Prepared:	04/09/2021 14:23	**Method:**	EPA 8330B
Analyzed:	04/12/2021 20:11	**Analyst:**	JWR

This Method Blank Applies To The Following Samples:

Client Sample ID	Laboratory Sample ID	Lab File ID	Time Analyzed
Blank	B1D0537-BLK1	5L028332.D	04/12/2021 19:43
Blank	B1D0537-BLK2	5L028333.D	04/12/2021 20:11
LCS	B1D0537-BS1	5L028334.D	04/12/2021 20:39
LCS Dup	B1D0537-BSD1	5L028335.D	04/12/2021 21:07
Reference	B1D0537-SRM1	5L028336.D	04/12/2021 21:35
29SB131 (5-6)	M1C0514-60RE1	5L028337.D	04/12/2021 22:03
29SB131 (7-8)	M1C0514-61RE1	5L028338.D	04/12/2021 22:32
29SB127 (1-2)	M1C0514-62RE1	5L028339.D	04/12/2021 23:00
DUP-06	M1C0514-64RE2	5L028340.D	04/12/2021 23:28
Matrix Spike	B1D0537-MS1	5L028341.D	04/12/2021 23:56
29SB127 (7-8)	M1C0514-66RE1	5L028343.D	04/13/2021 0:53
29SB128 (1-2)	M1C0514-67RE1	5L028344.D	04/13/2021 1:21
Matrix Spike Dup	B1D0537-MSD1	5L028345.D	04/13/2021 1:49
29SB128 (3-4)	M1C0514-68RE1	5L028346.D	04/13/2021 2:17
29SB128 (5-6)	M1C0514-69RE1	5L028347.D	04/13/2021 2:45
29SB128 (7-8)	M1C0514-70RE1	5L028348.D	04/13/2021 3:14

MICROBAC®

Laboratory Report Number: M1C0514

Client Project ID: Longhorn

METHOD BLANK
FORM IVB

Sample ID:	B1C0516-BLK1	**Prep Date:**	03/09/21 13:23	**Matrix:**	Aqueous
Instrument:	HPLC5	**Analyzed:**	03/09/21 16:53	**Method:**	EPA 8330B
File ID:	5L027794.D	**Sequence:**	S1C0184	**Analyst:**	JWR
Batch:	B1C0516	**Units:**	ug/L	**Calibration:**	21B0020

Analyte	Result	DL	LOD	LOQ	Dilution	Flag	Q
1,3-Dinitrobenzene	0.500	0.250	0.500	1.00	1	U	
2,4,6-Trinitrotoluene	0.500	0.250	0.500	1.00	1	U	
2,4-Dinitrotoluene	0.500	0.250	0.500	1.00	1	U	
2,6-Dinitrotoluene	0.500	0.250	0.500	1.00	1	U	
2-Amino-4,6-dinitrotoluene (2-am-dnt)	0.500	0.250	0.500	1.00	1	U	
2-Nitrotoluene	0.500	0.250	0.500	1.00	1	U	
3-Nitrotoluene	0.500	0.250	0.500	1.00	1	U	
4-Amino-2,6-dinitrotoluene	0.500	0.250	0.500	1.00	1	U	
4-Nitrotoluene	0.500	0.250	0.500	1.00	1	U	

Surrogate	Recovery	Limits	PASS/FAIL
1,2-Dinitrobenzene	88.2	83 - 119	PASS

Notes and Definitions

* - Detected in the associated method Blank at a concentration >= 1/2xRL

U: The analyte was analyzed for but was not detected above the reported quantitation limit. The quantitation limit has been adjusted for any dilution or concentration of the sample.

MICROBAC®

Laboratory Report Number: M1C0514

Client Project ID: Longhorn

METHOD BLANK
FORM IVB

Sample ID:	B1C0516-BLK2	**Prep Date:**	03/09/21 13:23	**Matrix:**	Aqueous
Instrument:	HPLC6	**Analyzed:**	03/10/21 15:44	**Method:**	EPA 8330B
File ID:	6L0008438.D	**Sequence:**	S1C0199	**Analyst:**	JWR
Batch:	B1C0516	**Units:**	ug/L	**Calibration:**	20E0017

Analyte	Result	DL	LOD	LOQ	Dilution	Flag	Q
1,3-Dinitrobenzene	0.500	0.250	0.500	1.00	1	U	
2,4,6-Trinitrotoluene	0.500	0.250	0.500	1.00	1	U	
2,4-Dinitrotoluene	0.500	0.250	0.500	1.00	1	U	
2,6-Dinitrotoluene	0.500	0.250	0.500	1.00	1	U	
2-Amino-4,6-dinitrotoluene (2-am-dnt)	0.500	0.250	0.500	1.00	1	U	
2-Nitrotoluene	0.500	0.250	0.500	1.00	1	U	
3-Nitrotoluene	0.500	0.250	0.500	1.00	1	U	
4-Amino-2,6-dinitrotoluene	0.500	0.250	0.500	1.00	1	U	
4-Nitrotoluene	0.500	0.250	0.500	1.00	1	U	

Surrogate	Recovery	Limits	PASS/FAIL
1,2-Dinitrobenzene	85.5	83 - 119	PASS

Notes and Definitions

* - Detected in the associated method Blank at a concentration >= 1/2xRL

U: The analyte was analyzed for but was not detected above the reported quantitation limit. The quantitation limit has been adjusted for any dilution or concentration of the sample.

MICROBAC®

Laboratory Report Number: M1C0514

Client Project ID: Longhorn

METHOD BLANK
FORM IVB

Sample ID:	B1C0704-BLK1	**Prep Date:**	03/11/21 17:55	**Matrix:**	Solid
Instrument:	HPLC5	**Analyzed:**	03/12/21 17:22	**Method:**	EPA 8330B
File ID:	5L027805.D	**Sequence:**	S1C0250	**Analyst:**	JWR
Batch:	B1C0704	**Units:**	ug/kg wet	**Calibration:**	21B0020

Analyte	Result	DL	LOD	LOQ	Dilution	Flag	Q
1,3-Dinitrobenzene	200	100	200	400	1	U	
2,4,6-Trinitrotoluene	200	100	200	400	1	U	
2,4-Dinitrotoluene	200	100	200	400	1	U	
2,6-Dinitrotoluene	200	100	200	400	1	U	
2-Amino-4,6-dinitrotoluene (2-am-dnt)	200	100	200	400	1	U	
2-Nitrotoluene	200	100	200	400	1	U	
3-Nitrotoluene	200	100	200	400	1	U	
4-Amino-2,6-dinitrotoluene	200	100	200	400	1	U	
4-Nitrotoluene	200	100	200	400	1	U	

Surrogate	Recovery	Limits	PASS/FAIL
1,2-Dinitrobenzene	85.6	78 - 119	PASS

Notes and Definitions

* - Detected in the associated method Blank at a concentration >= 1/2xRL

U: The analyte was analyzed for but was not detected above the reported quantitation limit. The quantitation limit has been adjusted for any dilution or concentration of the sample.

MICROBAC®

Laboratory Report Number: M1C0514

Client Project ID: Longhorn

METHOD BLANK
FORM IVB

Sample ID:	B1C0704-BLK2	**Prep Date:**	03/11/21 17:55	**Matrix:**	Solid
Instrument:	HPLC5	**Analyzed:**	03/12/21 17:45	**Method:**	EPA 8330B
File ID:	5L027806.D	**Sequence:**	S1C0250	**Analyst:**	JWR
Batch:	B1C0704	**Units:**	ug/kg wet	**Calibration:**	21B0020

Analyte	Result	DL	LOD	LOQ	Dilution	Flag	Q
1,3-Dinitrobenzene	200	100	200	400	1	U	
2,4,6-Trinitrotoluene	200	100	200	400	1	U	
2,4-Dinitrotoluene	200	100	200	400	1	U	
2,6-Dinitrotoluene	200	100	200	400	1	U	
2-Amino-4,6-dinitrotoluene (2-am-dnt)	200	100	200	400	1	U	
2-Nitrotoluene	200	100	200	400	1	U	
3-Nitrotoluene	200	100	200	400	1	U	
4-Amino-2,6-dinitrotoluene	200	100	200	400	1	U	
4-Nitrotoluene	200	100	200	400	1	U	

Surrogate	Recovery	Limits	PASS/FAIL
1,2-Dinitrobenzene	88.5	78 - 119	PASS

Notes and Definitions

* - Detected in the associated method Blank at a concentration >= 1/2xRL

U: The analyte was analyzed for but was not detected above the reported quantitation limit. The quantitation limit has been adjusted for any dilution or concentration of the sample.

MICROBAC®

Laboratory Report Number: M1C0514

Client Project ID: Longhorn

METHOD BLANK
FORM IVB

Sample ID:	B1C0704-BLK3	**Prep Date:**	03/11/21 17:55	**Matrix:**	Solid
Instrument:	HPLC6	**Analyzed:**	03/15/21 20:18	**Method:**	EPA 8330B
File ID:	6L0008444.D	**Sequence:**	S1C0296	**Analyst:**	JWR
Batch:	B1C0704	**Units:**	ug/kg wet	**Calibration:**	20E0017

Analyte	Result	DL	LOD	LOQ	Dilution	Flag	Q
1,3-Dinitrobenzene	200	100	200	400	1	U	
2,4,6-Trinitrotoluene	200	100	200	400	1	U	
2,4-Dinitrotoluene	200	100	200	400	1	U	
2,6-Dinitrotoluene	200	100	200	400	1	U	
2-Amino-4,6-dinitrotoluene (2-am-dnt)	200	100	200	400	1	U	
2-Nitrotoluene	200	100	200	400	1	U	
3-Nitrotoluene	200	100	200	400	1	U	
4-Amino-2,6-dinitrotoluene	200	100	200	400	1	U	
4-Nitrotoluene	200	100	200	400	1	U	

Surrogate	Recovery	Limits	PASS/FAIL
1,2-Dinitrobenzene	87.2	78 - 119	PASS

Notes and Definitions

* - Detected in the associated method Blank at a concentration >= 1/2xRL

U: The analyte was analyzed for but was not detected above the reported quantitation limit. The quantitation limit has been adjusted for any dilution or concentration of the sample.

MICROBAC®

Laboratory Report Number: M1C0514

Client Project ID: Longhorn

METHOD BLANK
FORM IVB

Sample ID:	B1C0704-BLK4	**Prep Date:**	03/11/21 17:55	**Matrix:**	Solid
Instrument:	HPLC6	**Analyzed:**	03/15/21 21:11	**Method:**	EPA 8330B
File ID:	6L0008445.D	**Sequence:**	S1C0296	**Analyst:**	JWR
Batch:	B1C0704	**Units:**	ug/kg wet	**Calibration:**	20E0017

Analyte	Result	DL	LOD	LOQ	Dilution	Flag	Q
1,3-Dinitrobenzene	200	100	200	400	1	U	
2,4,6-Trinitrotoluene	200	100	200	400	1	U	
2,4-Dinitrotoluene	200	100	200	400	1	U	
2,6-Dinitrotoluene	200	100	200	400	1	U	
2-Amino-4,6-dinitrotoluene (2-am-dnt)	200	100	200	400	1	U	
2-Nitrotoluene	200	100	200	400	1	U	
3-Nitrotoluene	200	100	200	400	1	U	
4-Amino-2,6-dinitrotoluene	200	100	200	400	1	U	
4-Nitrotoluene	200	100	200	400	1	U	

Surrogate	Recovery	Limits	PASS/FAIL
1,2-Dinitrobenzene	89.4	78 - 119	PASS

Notes and Definitions

* - Detected in the associated method Blank at a concentration >= 1/2xRL

U: The analyte was analyzed for but was not detected above the reported quantitation limit. The quantitation limit has been adjusted for any dilution or concentration of the sample.

MICROBAC®

Laboratory Report Number: M1C0514

Client Project ID: Longhorn

METHOD BLANK
FORM IVB

Sample ID:	B1C0710-BLK1	**Prep Date:**	03/11/21 17:50	**Matrix:**	Solid
Instrument:	HPLC5	**Analyzed:**	03/13/21 05:21	**Method:**	EPA 8330B
File ID:	5L027836.D	**Sequence:**	S1C0250	**Analyst:**	JWR
Batch:	B1C0710	**Units:**	ug/kg wet	**Calibration:**	21B0020

Analyte	Result	DL	LOD	LOQ	Dilution	Flag	Q
1,3-Dinitrobenzene	200	100	200	400	1	U	
2,4,6-Trinitrotoluene	200	100	200	400	1	U	
2,4-Dinitrotoluene	200	100	200	400	1	U	
2,6-Dinitrotoluene	200	100	200	400	1	U	
2-Amino-4,6-dinitrotoluene (2-am-dnt)	200	100	200	400	1	U	
2-Nitrotoluene	200	100	200	400	1	U	
3-Nitrotoluene	200	100	200	400	1	U	
4-Amino-2,6-dinitrotoluene	200	100	200	400	1	U	
4-Nitrotoluene	200	100	200	400	1	U	

Surrogate	Recovery	Limits	PASS/FAIL
1,2-Dinitrobenzene	86.3	78 - 119	PASS

Notes and Definitions

* - Detected in the associated method Blank at a concentration >= 1/2xRL

U: The analyte was analyzed for but was not detected above the reported quantitation limit. The quantitation limit has been adjusted for any dilution or concentration of the sample.

MICROBAC®

Laboratory Report Number: M1C0514

Client Project ID: Longhorn

METHOD BLANK
FORM IVB

Sample ID:	B1C0710-BLK2	**Prep Date:**	03/11/21 17:50	**Matrix:**	Solid
Instrument:	HPLC5	**Analyzed:**	03/13/21 05:44	**Method:**	EPA 8330B
File ID:	5L027837.D	**Sequence:**	S1C0250	**Analyst:**	JWR
Batch:	B1C0710	**Units:**	ug/kg wet	**Calibration:**	21B0020

Analyte	Result	DL	LOD	LOQ	Dilution	Flag	Q
1,3-Dinitrobenzene	200	100	200	400	1	U	
2,4,6-Trinitrotoluene	200	100	200	400	1	U	
2,4-Dinitrotoluene	200	100	200	400	1	U	
2,6-Dinitrotoluene	200	100	200	400	1	U	
2-Amino-4,6-dinitrotoluene (2-am-dnt)	200	100	200	400	1	U	
2-Nitrotoluene	200	100	200	400	1	U	
3-Nitrotoluene	200	100	200	400	1	U	
4-Amino-2,6-dinitrotoluene	200	100	200	400	1	U	
4-Nitrotoluene	200	100	200	400	1	U	

Surrogate	Recovery	Limits	PASS/FAIL
1,2-Dinitrobenzene	86.3	78 - 119	PASS

Notes and Definitions

* - Detected in the associated method Blank at a concentration >= 1/2xRL

U: The analyte was analyzed for but was not detected above the reported quantitation limit. The quantitation limit has been adjusted for any dilution or concentration of the sample.

MICROBAC®

Laboratory Report Number: M1C0514

Client Project ID: Longhorn

METHOD BLANK
FORM IVB

Sample ID:	B1C0710-BLK3	**Prep Date:**	03/11/21 17:50	**Matrix:**	Solid
Instrument:	HPLC6	**Analyzed:**	03/16/21 05:59	**Method:**	EPA 8330B
File ID:	6L0008455.D	**Sequence:**	S1C0296	**Analyst:**	JWR
Batch:	B1C0710	**Units:**	ug/kg wet	**Calibration:**	20E0017

Analyte	Result	DL	LOD	LOQ	Dilution	Flag	Q
1,3-Dinitrobenzene	200	100	200	400	1	U	
2,4,6-Trinitrotoluene	200	100	200	400	1	U	
2,4-Dinitrotoluene	200	100	200	400	1	U	
2,6-Dinitrotoluene	200	100	200	400	1	U	
2-Amino-4,6-dinitrotoluene (2-am-dnt)	200	100	200	400	1	U	
2-Nitrotoluene	200	100	200	400	1	U	
3-Nitrotoluene	200	100	200	400	1	U	
4-Amino-2,6-dinitrotoluene	200	100	200	400	1	U	
4-Nitrotoluene	200	100	200	400	1	U	

Surrogate	Recovery	Limits	PASS/FAIL
1,2-Dinitrobenzene	87.7	78 - 119	PASS

Notes and Definitions

* - Detected in the associated method Blank at a concentration >= 1/2xRL

U: The analyte was analyzed for but was not detected above the reported quantitation limit. The quantitation limit has been adjusted for any dilution or concentration of the sample.

MICROBAC®

Laboratory Report Number: M1C0514

Client Project ID: Longhorn

METHOD BLANK
FORM IVB

Sample ID:	B1C0710-BLK4	**Prep Date:**	03/11/21 17:50	**Matrix:**	Solid
Instrument:	HPLC6	**Analyzed:**	03/16/21 06:52	**Method:**	EPA 8330B
File ID:	6L0008456.D	**Sequence:**	S1C0296	**Analyst:**	JWR
Batch:	B1C0710	**Units:**	ug/kg wet	**Calibration:**	20E0017

Analyte	Result	DL	LOD	LOQ	Dilution	Flag	Q
1,3-Dinitrobenzene	200	100	200	400	1	U	
2,4,6-Trinitrotoluene	200	100	200	400	1	U	
2,4-Dinitrotoluene	200	100	200	400	1	U	
2,6-Dinitrotoluene	200	100	200	400	1	U	
2-Amino-4,6-dinitrotoluene (2-am-dnt)	200	100	200	400	1	U	
2-Nitrotoluene	200	100	200	400	1	U	
3-Nitrotoluene	200	100	200	400	1	U	
4-Amino-2,6-dinitrotoluene	200	100	200	400	1	U	
4-Nitrotoluene	200	100	200	400	1	U	

Surrogate	Recovery	Limits	PASS/FAIL
1,2-Dinitrobenzene	87.5	78 - 119	PASS

Notes and Definitions

* - Detected in the associated method Blank at a concentration >= 1/2xRL

U: The analyte was analyzed for but was not detected above the reported quantitation limit. The quantitation limit has been adjusted for any dilution or concentration of the sample.

MICROBAC®

Laboratory Report Number: M1C0514

Client Project ID: Longhorn

METHOD BLANK
FORM IVB

Sample ID:	B1C0802-BLK1	**Prep Date:**	03/13/21 13:00	**Matrix:**	Solid
Instrument:	HPLC5	**Analyzed:**	03/25/21 18:21	**Method:**	EPA 8330B
File ID:	5L027930.D	**Sequence:**	S1C0478	**Analyst:**	ECL
Batch:	B1C0802	**Units:**	ug/kg wet	**Calibration:**	21B0020

Analyte	Result	DL	LOD	LOQ	Dilution	Flag	Q
1,3-Dinitrobenzene	200	100	200	400	1	U	
2,4,6-Trinitrotoluene	200	100	200	400	1	U	
2,4-Dinitrotoluene	200	100	200	400	1	U	
2,6-Dinitrotoluene	200	100	200	400	1	U	
2-Amino-4,6-dinitrotoluene (2-am-dnt)	200	100	200	400	1	U	
2-Nitrotoluene	200	100	200	400	1	U	
3-Nitrotoluene	200	100	200	400	1	U	
4-Amino-2,6-dinitrotoluene	200	100	200	400	1	U	
4-Nitrotoluene	200	100	200	400	1	U	

Surrogate	Recovery	Limits	PASS/FAIL
1,2-Dinitrobenzene	50.4	78 - 119	FAIL

Notes and Definitions

* - Detected in the associated method Blank at a concentration >= 1/2xRL

S2: Surrogate recovery is below acceptance limits.
U: The analyte was analyzed for but was not detected above the reported quantitation limit. The quantitation limit has been adjusted for any dilution or concentration of the sample.

MICROBAC®

Laboratory Report Number: M1C0514

Client Project ID: Longhorn

METHOD BLANK
FORM IVB

Sample ID:	B1C0802-BLK2	**Prep Date:**	03/13/21 13:00	**Matrix:**	Solid
Instrument:	HPLC5	**Analyzed:**	03/25/21 18:49	**Method:**	EPA 8330B
File ID:	5L027931.D	**Sequence:**	S1C0478	**Analyst:**	ECL
Batch:	B1C0802	**Units:**	ug/kg wet	**Calibration:**	21B0020

Analyte	Result	DL	LOD	LOQ	Dilution	Flag	Q
1,3-Dinitrobenzene	200	100	200	400	1	U	
2,4,6-Trinitrotoluene	200	100	200	400	1	U	
2,4-Dinitrotoluene	200	100	200	400	1	U	
2,6-Dinitrotoluene	200	100	200	400	1	U	
2-Amino-4,6-dinitrotoluene (2-am-dnt)	200	100	200	400	1	U	
2-Nitrotoluene	200	100	200	400	1	U	
3-Nitrotoluene	200	100	200	400	1	U	
4-Amino-2,6-dinitrotoluene	200	100	200	400	1	U	
4-Nitrotoluene	200	100	200	400	1	U	

Surrogate	Recovery	Limits	PASS/FAIL
1,2-Dinitrobenzene	51.2	78 - 119	FAIL

Notes and Definitions

* - Detected in the associated method Blank at a concentration >= 1/2xRL

Q3: LCS recovery is below acceptance limits. The reported value is estimated.
S2: Surrogate recovery is below acceptance limits.
U: The analyte was analyzed for but was not detected above the reported quantitation limit. The quantitation limit has been adjusted for any dilution or concentration of the sample.

MICROBAC®

Laboratory Report Number: M1C0514

Client Project ID: Longhorn

METHOD BLANK
FORM IVB

Sample ID:	B1C0835-BLK1	**Prep Date:**	03/15/21 16:30	**Matrix:**	Solid
Instrument:	HPLC5	**Analyzed:**	04/07/21 12:03	**Method:**	EPA 8330B
File ID:	5L028097.D	**Sequence:**	S1D0115	**Analyst:**	ECL
Batch:	B1C0835	**Units:**	ug/kg wet	**Calibration:**	21D0006

Analyte	Result	DL	LOD	LOQ	Dilution	Flag	Q
1,3-Dinitrobenzene	200	100	200	400	1	U	
2,4,6-Trinitrotoluene	200	100	200	400	1	U	
2,4-Dinitrotoluene	200	100	200	400	1	U	
2,6-Dinitrotoluene	200	100	200	400	1	U	
2-Amino-4,6-dinitrotoluene (2-am-dnt)	200	100	200	400	1	U	
2-Nitrotoluene	200	100	200	400	1	U	
3-Nitrotoluene	200	100	200	400	1	U	
4-Amino-2,6-dinitrotoluene	200	100	200	400	1	U	
4-Nitrotoluene	200	100	200	400	1	U	

Surrogate	Recovery	Limits	PASS/FAIL
1,2-Dinitrobenzene	87.2	78 - 119	PASS

Notes and Definitions

* - Detected in the associated method Blank at a concentration >= 1/2xRL

U: The analyte was analyzed for but was not detected above the reported quantitation limit. The quantitation limit has been adjusted for any dilution or concentration of the sample.

MICROBAC®

Laboratory Report Number: M1C0514

Client Project ID: Longhorn

METHOD BLANK
FORM IVB

Sample ID:	B1C0835-BLK2	**Prep Date:**	03/15/21 16:30	**Matrix:**	Solid
Instrument:	HPLC5	**Analyzed:**	04/07/21 12:31	**Method:**	EPA 8330B
File ID:	5L028098.D	**Sequence:**	S1D0115	**Analyst:**	ECL
Batch:	B1C0835	**Units:**	ug/kg wet	**Calibration:**	21D0006

Analyte	Result	DL	LOD	LOQ	Dilution	Flag	Q
1,3-Dinitrobenzene	200	100	200	400	1	U	
2,4,6-Trinitrotoluene	200	100	200	400	1	U	
2,4-Dinitrotoluene	200	100	200	400	1	U	
2,6-Dinitrotoluene	200	100	200	400	1	U	
2-Amino-4,6-dinitrotoluene (2-am-dnt)	200	100	200	400	1	U	
2-Nitrotoluene	200	100	200	400	1	U	
3-Nitrotoluene	200	100	200	400	1	U	
4-Amino-2,6-dinitrotoluene	200	100	200	400	1	U	
4-Nitrotoluene	200	100	200	400	1	U	

Surrogate	Recovery	Limits	PASS/FAIL
1,2-Dinitrobenzene	74.6	78 - 119	FAIL

Notes and Definitions

* - Detected in the associated method Blank at a concentration >= 1/2xRL

S2: Surrogate recovery is below acceptance limits.
U: The analyte was analyzed for but was not detected above the reported quantitation limit. The quantitation limit has been adjusted for any dilution or concentration of the sample.

MICROBAC®

Laboratory Report Number: M1C0514

Client Project ID: Longhorn

METHOD BLANK
FORM IVB

Sample ID:	B1C1692-BLK1	**Prep Date:**	03/31/21 19:00	**Matrix:**	Solid
Instrument:	HPLC5	**Analyzed:**	04/06/21 13:38	**Method:**	EPA 8330B
File ID:	5L028064.D	**Sequence:**	S1D0074	**Analyst:**	JWR
Batch:	B1C1692	**Units:**	ug/kg wet	**Calibration:**	21D0006

Analyte	Result	DL	LOD	LOQ	Dilution	Flag	Q
1,3-Dinitrobenzene	200	100	200	400	1	U	
2,4,6-Trinitrotoluene	200	100	200	400	1	U	
2,4-Dinitrotoluene	200	100	200	400	1	U	
2,6-Dinitrotoluene	200	100	200	400	1	U	
2-Amino-4,6-dinitrotoluene (2-am-dnt)	200	100	200	400	1	U	
2-Nitrotoluene	200	100	200	400	1	U	
3-Nitrotoluene	200	100	200	400	1	U	
4-Amino-2,6-dinitrotoluene	200	100	200	400	1	U	
4-Nitrotoluene	200	100	200	400	1	U	

Surrogate	Recovery	Limits	PASS/FAIL
1,2-Dinitrobenzene	85.5	78 - 119	PASS

Notes and Definitions

* - Detected in the associated method Blank at a concentration >= 1/2xRL

U: The analyte was analyzed for but was not detected above the reported quantitation limit. The quantitation limit has been adjusted for any dilution or concentration of the sample.

MICROBAC®

Laboratory Report Number: M1C0514

Client Project ID: Longhorn

METHOD BLANK
FORM IVB

Sample ID:	B1C1692-BLK2	**Prep Date:**	03/31/21 19:00	**Matrix:**	Solid
Instrument:	HPLC5	**Analyzed:**	04/06/21 14:06	**Method:**	EPA 8330B
File ID:	5L028065.D	**Sequence:**	S1D0074	**Analyst:**	JWR
Batch:	B1C1692	**Units:**	ug/kg wet	**Calibration:**	21D0006

Analyte	Result	DL	LOD	LOQ	Dilution	Flag	Q
1,3-Dinitrobenzene	200	100	200	400	1	U	
2,4,6-Trinitrotoluene	200	100	200	400	1	U	
2,4-Dinitrotoluene	200	100	200	400	1	U	
2,6-Dinitrotoluene	200	100	200	400	1	U	
2-Amino-4,6-dinitrotoluene (2-am-dnt)	200	100	200	400	1	U	
2-Nitrotoluene	200	100	200	400	1	U	
3-Nitrotoluene	200	100	200	400	1	U	
4-Amino-2,6-dinitrotoluene	200	100	200	400	1	U	
4-Nitrotoluene	200	100	200	400	1	U	

Surrogate	Recovery	Limits	PASS/FAIL
1,2-Dinitrobenzene	86.4	78 - 119	PASS

Notes and Definitions

* - Detected in the associated method Blank at a concentration >= 1/2xRL

U: The analyte was analyzed for but was not detected above the reported quantitation limit. The quantitation limit has been adjusted for any dilution or concentration of the sample.

MICROBAC®

Laboratory Report Number: M1C0514

Client Project ID: Longhorn

METHOD BLANK
FORM IVB

Sample ID:	B1C1692-BLK3	**Prep Date:**	03/31/21 19:00	**Matrix:**	Solid
Instrument:	HPLC6	**Analyzed:**	04/08/21 13:52	**Method:**	EPA 8330B
File ID:	6L0008567.D	**Sequence:**	S1D0148	**Analyst:**	ECL
Batch:	B1C1692	**Units:**	ug/kg wet	**Calibration:**	21D0007

Analyte	Result	DL	LOD	LOQ	Dilution	Flag	Q
1,3-Dinitrobenzene	200	100	200	400	1	U	
2,4,6-Trinitrotoluene	200	100	200	400	1	U	
2,4-Dinitrotoluene	200	100	200	400	1	U	
2,6-Dinitrotoluene	200	100	200	400	1	U	
2-Amino-4,6-dinitrotoluene (2-am-dnt)	200	100	200	400	1	U	
2-Nitrotoluene	200	100	200	400	1	U	
3-Nitrotoluene	200	100	200	400	1	U	
4-Amino-2,6-dinitrotoluene	200	100	200	400	1	U	
4-Nitrotoluene	200	100	200	400	1	U	

Surrogate	Recovery	Limits	PASS/FAIL
1,2-Dinitrobenzene	90.1	78 - 119	PASS

Notes and Definitions

* - Detected in the associated method Blank at a concentration >= 1/2xRL

U: The analyte was analyzed for but was not detected above the reported quantitation limit. The quantitation limit has been adjusted for any dilution or concentration of the sample.

MICROBAC®

Laboratory Report Number: M1C0514

Client Project ID: Longhorn

METHOD BLANK
FORM IVB

Sample ID:	B1C1692-BLK4	**Prep Date:**	03/31/21 19:00	**Matrix:**	Solid
Instrument:	HPLC6	**Analyzed:**	04/08/21 14:55	**Method:**	EPA 8330B
File ID:	6L0008568.D	**Sequence:**	S1D0148	**Analyst:**	ECL
Batch:	B1C1692	**Units:**	ug/kg wet	**Calibration:**	21D0007

Analyte	Result	DL	LOD	LOQ	Dilution	Flag	Q
1,3-Dinitrobenzene	200	100	200	400	1	U	
2,4,6-Trinitrotoluene	200	100	200	400	1	U	
2,4-Dinitrotoluene	200	100	200	400	1	U	
2,6-Dinitrotoluene	200	100	200	400	1	U	
2-Amino-4,6-dinitrotoluene (2-am-dnt)	200	100	200	400	1	U	
2-Nitrotoluene	200	100	200	400	1	U	
3-Nitrotoluene	200	100	200	400	1	U	
4-Amino-2,6-dinitrotoluene	200	100	200	400	1	U	
4-Nitrotoluene	200	100	200	400	1	U	

Surrogate	Recovery	Limits	PASS/FAIL
1,2-Dinitrobenzene	90.7	78 - 119	PASS

Notes and Definitions

* - Detected in the associated method Blank at a concentration >= 1/2xRL

U: The analyte was analyzed for but was not detected above the reported quantitation limit. The quantitation limit has been adjusted for any dilution or concentration of the sample.

MICROBAC®

Laboratory Report Number: M1C0514

Client Project ID: Longhorn

METHOD BLANK
FORM IVB

Sample ID:	B1D0537-BLK1	**Prep Date:**	04/09/21 14:23	**Matrix:**	Solid
Instrument:	HPLC5	**Analyzed:**	04/12/21 19:43	**Method:**	EPA 8330B
File ID:	5L028332.D	**Sequence:**	S1D0218	**Analyst:**	JWR
Batch:	B1D0537	**Units:**	ug/kg wet	**Calibration:**	21D0006

Analyte	Result	DL	LOD	LOQ	Dilution	Flag	Q
1,3-Dinitrobenzene	200	100	200	400	1	U	
2,4,6-Trinitrotoluene	200	100	200	400	1	U	
2,4-Dinitrotoluene	200	100	200	400	1	U	
2,6-Dinitrotoluene	200	100	200	400	1	U	
2-Amino-4,6-dinitrotoluene (2-am-dnt)	200	100	200	400	1	U	
2-Nitrotoluene	200	100	200	400	1	U	
3-Nitrotoluene	200	100	200	400	1	U	
4-Amino-2,6-dinitrotoluene	200	100	200	400	1	U	
4-Nitrotoluene	200	100	200	400	1	U	

Surrogate	Recovery	Limits	PASS/FAIL
1,2-Dinitrobenzene	85.2	78 - 119	PASS

Notes and Definitions

* - Detected in the associated method Blank at a concentration >= 1/2xRL

U: The analyte was analyzed for but was not detected above the reported quantitation limit. The quantitation limit has been adjusted for any dilution or concentration of the sample.

MICROBAC®

Laboratory Report Number: M1C0514

Client Project ID: Longhorn

METHOD BLANK
FORM IVB

Sample ID:	B1D0537-BLK2	**Prep Date:**	04/09/21 14:23	**Matrix:**	Solid
Instrument:	HPLC5	**Analyzed:**	04/12/21 20:11	**Method:**	EPA 8330B
File ID:	5L028333.D	**Sequence:**	S1D0218	**Analyst:**	JWR
Batch:	B1D0537	**Units:**	ug/kg wet	**Calibration:**	21D0006

Analyte	Result	DL	LOD	LOQ	Dilution	Flag	Q
1,3-Dinitrobenzene	200	100	200	400	1	U	
2,4,6-Trinitrotoluene	200	100	200	400	1	U	
2,4-Dinitrotoluene	200	100	200	400	1	U	
2,6-Dinitrotoluene	200	100	200	400	1	U	
2-Amino-4,6-dinitrotoluene (2-am-dnt)	200	100	200	400	1	U	
2-Nitrotoluene	200	100	200	400	1	U	
3-Nitrotoluene	200	100	200	400	1	U	
4-Amino-2,6-dinitrotoluene	200	100	200	400	1	U	
4-Nitrotoluene	200	100	200	400	1	U	

Surrogate	Recovery	Limits	PASS/FAIL
1,2-Dinitrobenzene	86.5	78 - 119	PASS

Notes and Definitions

* - Detected in the associated method Blank at a concentration >= 1/2xRL

U: The analyte was analyzed for but was not detected above the reported quantitation limit. The quantitation limit has been adjusted for any dilution or concentration of the sample.

MICROBAC®

FORM VII:
HPLC Organics
EPA 8330B
ICV/CCV

Microbac Laboratories, Inc.
158 Starlite Drive | Marietta, OH 45750 | 800.373.4071 | www.microbac.com

MICROBAC®

Laboratory Report Number: M1C0514
Client Project ID: Longhorn

Initial Calibration Verification (ICV)
FORM VIIA

Sample ID: S0E0403-ICV1 **Analyzed:** 05/23/20 23:42 **Method:** EPA 8330B
Instrument: HPLC6 **Calibration:** 20E0017 **Sequence:** S0E0403
File ID: 6L0007756.D **Units:** ug/L **Analyst:** JWR

Analyte	Response	Limit	Q	Expected	Found	% Drift / % Diff	UCL	Q
1,2-Dinitrobenzene	0.2761324			500	500	-0.005	20	
1,3-Dinitrobenzene	0.5713882			500	466	-6.9	20	
2,4,6-Trinitrotoluene	0.3949664			500	473	-5.4	20	
2,4-Dinitrotoluene	0.5332464			500	489	-2.3	20	
2,6-Dinitrotoluene	0.2611764			500	492	-1.6	20	
2-Amino-4,6-dinitrotoluene (2-am-dnt)	0.3529454			500	487	-2.6	20	
2-Nitrotoluene	0.2162372			500	492	-1.5	20	
3-Nitrotoluene	0.2490474			500	497	-0.6	20	
4-Amino-2,6-dinitrotoluene	0.2472204			500	519	3.9	20	
4-Nitrotoluene	0.179615			500	487	-2.7	20	

Sample ID: S1B0260-ICV1 **Analyzed:** 02/16/21 19:24 **Method:** EPA 8330B
Instrument: HPLC5 **Calibration:** 21B0020 **Sequence:** S1B0260
File ID: 5L027721.D **Units:** ug/L **Analyst:** JWR

Analyte	Response	Limit	Q	Expected	Found	% Drift / % Diff	UCL	Q
1,2-Dinitrobenzene	0.2819234			500	508	1.5	20	
1,3-Dinitrobenzene	0.5783318			500	515	3.1	20	
2,4,6-Trinitrotoluene	0.40605			500	520	3.9	20	
2,4-Dinitrotoluene	0.580639			500	527	5.4	20	
2,6-Dinitrotoluene	0.2731982			500	526	5.1	20	
2-Amino-4,6-dinitrotoluene (2-am-dnt)	0.3399386			500	523	4.5	20	
2-Nitrotoluene	0.224659			500	516	3.2	20	
3-Nitrotoluene	0.2541228			500	517	3.5	20	
4-Amino-2,6-dinitrotoluene	0.2448766			500	540	7.9	20	
4-Nitrotoluene	0.1889425			500	517	3.3	20	

* - Does not meet acceptance criteria.

MICROBAC®

Laboratory Report Number: M1C0514
Client Project ID: Longhorn

Initial Calibration Verification (ICV)
FORM VIIA

Sample ID: S1C0592-ICV1 **Analyzed:** 03/31/21 21:09 **Method:** EPA 8330B
Instrument: HPLC5 **Calibration:** 21D0006 **Sequence:** S1C0592
File ID: 5L028024.D **Units:** ug/L **Analyst:** JWR

Analyte	Response	Limit	Q	Expected	Found	% Drift / % Diff	UCL	Q
1,2-Dinitrobenzene	0.2803562			500	499	-0.3	20	
1,3-Dinitrobenzene	0.5710656			500	518	3.6	20	
2,4,6-Trinitrotoluene	0.409913			500	520	4.0	20	
2,4-Dinitrotoluene	0.5843384			500	533	6.6	20	
2,6-Dinitrotoluene	0.2722472			500	524	4.8	20	
2-Amino-4,6-dinitrotoluene (2-am-dnt)	0.3475528			500	521	4.3	20	
2-Nitrotoluene	0.2288286			500	518	3.5	20	
3-Nitrotoluene	0.2586934			500	518	3.6	20	
4-Amino-2,6-dinitrotoluene	0.2444616			500	539	7.7	20	
4-Nitrotoluene	0.1922626			500	516	3.1	20	

Sample ID: S1C0593-ICV1 **Analyzed:** 03/31/21 23:05 **Method:** EPA 8330B
Instrument: HPLC6 **Calibration:** 21D0007 **Sequence:** S1C0593
File ID: 6L0008559.D **Units:** ug/L **Analyst:** JWR

Analyte	Response	Limit	Q	Expected	Found	% Drift / % Diff	UCL	Q
1,2-Dinitrobenzene	0.2561348			500	485	-3.1	20	
1,3-Dinitrobenzene	0.5971086			500	510	2.1	20	
2,4,6-Trinitrotoluene	0.4126072			500	515	3.0	20	
2,4-Dinitrotoluene	0.556383			500	528	5.5	20	
2,6-Dinitrotoluene	0.273951			500	516	3.2	20	
2-Amino-4,6-dinitrotoluene (2-am-dnt)	0.3714544			500	519	3.8	20	
2-Nitrotoluene	0.2277614			500	508	1.5	20	
3-Nitrotoluene	0.2553214			500	511	2.2	20	
4-Amino-2,6-dinitrotoluene	0.2518842			500	538	7.6	20	
4-Nitrotoluene	0.1876346			500	512	2.3	20	

* - Does not meet acceptance criteria.

MICROBAC®

Laboratory Report Number: M1C0514
Client Project ID: Longhorn

Continuing Calibration Verification (CCV)
FORM VIIB

Laboratory ID:	S0E0403-CCV1	**Analyzed:**	05/24/20 06:45	**Method:**	EPA 8330B
Instrument:	HPLC6	**Calibration:**	20E0017	**Sequence:**	S0E0403
File ID:	6L0007764.D	**Units:**	ug/L	**Analyst:**	JWR

Analyte	Response	Limit	Q	Expected	Found	% Drift / % Diff	UCL	Q
1,2-Dinitrobenzene	0.2665882			500	483	-3.5	20	
1,3-Dinitrobenzene	0.5923776			500	483	-3.5	20	
2,4,6-Trinitrotoluene	0.4008168			500	480	-4.0	20	
2,4-Dinitrotoluene	0.5257822			500	482	-3.6	20	
2,6-Dinitrotoluene	0.254087			500	479	-4.3	20	
2-Amino-4,6-dinitrotoluene (2-am-dnt)	0.3510052			500	485	-3.1	20	
2-Nitrotoluene	0.208043			500	474	-5.2	20	
3-Nitrotoluene	0.2384118			500	476	-4.9	20	
4-Amino-2,6-dinitrotoluene	0.2297462			500	483	-3.5	20	
4-Nitrotoluene	0.1764521			500	478	-4.4	20	

* - Does not meet acceptance criteria.

MICROBAC®

Laboratory Report Number: M1C0514
Client Project ID: Longhorn

Continuing Calibration Verification (CCV)
FORM VIIB

Laboratory ID:	S1C0184-CCV1	**Analyzed:**	03/09/21 16:02	**Method:**	EPA 8330B
Instrument:	HPLC5	**Calibration:**	21B0020	**Sequence:**	S1C0184
File ID:	5L027793.D	**Units:**	ug/L	**Analyst:**	JWR

Analyte	Response	Limit	Q	Expected	Found	% Drift / % Diff	UCL	Q
1,2-Dinitrobenzene	0.2918774			500	526	5.1	20	
1,3-Dinitrobenzene	0.5920096			500	528	5.5	20	
2,4,6-Trinitrotoluene	0.4198546			500	537	7.5	20	
2,4-Dinitrotoluene	0.6060566			500	550	10.0	20	
2,6-Dinitrotoluene	0.2732164			500	526	5.1	20	
2-Amino-4,6-dinitrotoluene (2-am-dnt)	0.3618596			500	556	11.3	20	
2-Nitrotoluene	0.226178			500	520	3.9	20	
3-Nitrotoluene	0.2530454			500	515	3.0	20	
4-Amino-2,6-dinitrotoluene	0.2545622			500	561	12.2	20	
4-Nitrotoluene	0.1868855			500	511	2.2	20	

* - Does not meet acceptance criteria.

MICROBAC®

Laboratory Report Number: M1C0514
Client Project ID: Longhorn

Continuing Calibration Verification (CCV)
FORM VIIB

Laboratory ID:	S1C0184-CCV2	**Analyzed:**	03/09/21 22:37	**Method:**	EPA 8330B
Instrument:	HPLC5	**Calibration:**	21B0020	**Sequence:**	S1C0184
File ID:	5L027803.D	**Units:**	ug/L	**Analyst:**	JWR

Analyte	Response	Limit	Q	Expected	Found	% Drift / % Diff	UCL	Q
1,2-Dinitrobenzene	0.2617152			500	471	-5.7	20	
1,3-Dinitrobenzene	0.5427386			500	484	-3.3	20	
2,4,6-Trinitrotoluene	0.3766726			500	482	-3.6	20	
2,4-Dinitrotoluene	0.542717			500	492	-1.5	20	
2,6-Dinitrotoluene	0.2516182			500	484	-3.2	20	
2-Amino-4,6-dinitrotoluene (2-am-dnt)	0.3306012			500	508	1.7	20	
2-Nitrotoluene	0.2010236			500	462	-7.6	20	
3-Nitrotoluene	0.2261744			500	460	-7.9	20	
4-Amino-2,6-dinitrotoluene	0.2317368			500	511	2.1	20	
4-Nitrotoluene	0.1676846			500	458	-8.3	20	

* - Does not meet acceptance criteria.

MICROBAC®

Laboratory Report Number: M1C0514
Client Project ID: Longhorn

Continuing Calibration Verification (CCV)
FORM VIIB

Laboratory ID:	S1C0199-CCV1	**Analyzed:**	03/10/21 14:00	**Method:**	EPA 8330B
Instrument:	HPLC6	**Calibration:**	20E0017	**Sequence:**	S1C0199
File ID:	6L0008437.D	**Units:**	ug/L	**Analyst:**	JWR

Analyte	Response	Limit	Q	Expected	Found	% Drift / % Diff	UCL	Q
1,2-Dinitrobenzene	0.2676732			500	485	-3.1	20	
1,3-Dinitrobenzene	0.620476			500	506	1.1	20	
2,4,6-Trinitrotoluene	0.4326216			500	518	3.7	20	
2,4-Dinitrotoluene	0.5676854			500	520	4.1	20	
2,6-Dinitrotoluene	0.2795152			500	527	5.3	20	
2-Amino-4,6-dinitrotoluene (2-am-dnt)	0.376436			500	520	3.9	20	
2-Nitrotoluene	0.2158056			500	492	-1.7	20	
3-Nitrotoluene	0.2531982			500	505	1.0	20	
4-Amino-2,6-dinitrotoluene	0.2372366			500	498	-0.3	20	
4-Nitrotoluene	0.2028418			500	549	9.9	20	

* - Does not meet acceptance criteria.

MICROBAC®

Laboratory Report Number: M1C0514
Client Project ID: Longhorn

Continuing Calibration Verification (CCV)
FORM VIIB

Laboratory ID:	S1C0199-CCV2	**Analyzed:**	03/10/21 21:55	**Method:**	EPA 8330B
Instrument:	HPLC6	**Calibration:**	20E0017	**Sequence:**	S1C0199
File ID:	6L0008442.D	**Units:**	ug/L	**Analyst:**	JWR

Analyte	Response	Limit	Q	Expected	Found	% Drift / % Diff	UCL	Q
1,2-Dinitrobenzene	0.2462528			500	446	-10.8	20	
1,3-Dinitrobenzene	0.5715462			500	466	-6.8	20	
2,4,6-Trinitrotoluene	0.3919972			500	470	-6.1	20	
2,4-Dinitrotoluene	0.5224014			500	479	-4.3	20	
2,6-Dinitrotoluene	0.2568032			500	484	-3.3	20	
2-Amino-4,6-dinitrotoluene (2-am-dnt)	0.3493828			500	482	-3.5	20	
2-Nitrotoluene	0.1954289			500	445	-11.0	20	
3-Nitrotoluene	0.226064			500	451	-9.8	20	
4-Amino-2,6-dinitrotoluene	0.2245028			500	472	-5.7	20	
4-Nitrotoluene	0.1858524			500	503	0.7	20	

* - Does not meet acceptance criteria.

MICROBAC®

Laboratory Report Number: M1C0514
Client Project ID: Longhorn

Continuing Calibration Verification (CCV)
FORM VIIB

Laboratory ID:	S1C0250-CCV1	**Analyzed:**	03/12/21 16:46	**Method:**	EPA 8330B
Instrument:	HPLC5	**Calibration:**	21B0020	**Sequence:**	S1C0250
File ID:	5L027804.D	**Units:**	ug/L	**Analyst:**	JWR

Analyte	Response	Limit	Q	Expected	Found	% Drift / % Diff	UCL	Q
1,2-Dinitrobenzene	0.2868302			500	517	3.3	20	
1,3-Dinitrobenzene	0.5773012			500	514	2.9	20	
2,4,6-Trinitrotoluene	0.4063694			500	520	4.0	20	
2,4-Dinitrotoluene	0.6471386			500	587	17.4	20	
2,6-Dinitrotoluene	0.2573048			500	495	-1.0	20	
2-Amino-4,6-dinitrotoluene (2-am-dnt)	0.3476952			500	535	6.9	20	
2-Nitrotoluene	0.2147396			500	493	-1.3	20	
3-Nitrotoluene	0.240014			500	489	-2.3	20	
4-Amino-2,6-dinitrotoluene	0.240789			500	531	6.1	20	
4-Nitrotoluene	0.176619			500	483	-3.4	20	

* - Does not meet acceptance criteria.

MICROBAC®

Laboratory Report Number: M1C0514
Client Project ID: Longhorn

Continuing Calibration Verification (CCV)
FORM VIIB

Laboratory ID:	S1C0250-CCV2	**Analyzed:**	03/12/21 21:14	**Method:**	EPA 8330B
Instrument:	HPLC5	**Calibration:**	21B0020	**Sequence:**	S1C0250
File ID:	5L027815.D	**Units:**	ug/L	**Analyst:**	JWR

Analyte	Response	Limit	Q	Expected	Found	% Drift / % Diff	UCL	Q
1,2-Dinitrobenzene	0.2734528			500	492	-1.5	20	
1,3-Dinitrobenzene	0.5553198			500	495	-1.0	20	
2,4,6-Trinitrotoluene	0.387905			500	496	-0.7	20	
2,4-Dinitrotoluene	0.6169762			500	560	12.0	20	
2,6-Dinitrotoluene	0.250586			500	482	-3.6	20	
2-Amino-4,6-dinitrotoluene (2-am-dnt)	0.3354432			500	516	3.2	20	
2-Nitrotoluene	0.2057564			500	473	-5.5	20	
3-Nitrotoluene	0.2284212			500	465	-7.0	20	
4-Amino-2,6-dinitrotoluene	0.2315108			500	510	2.0	20	
4-Nitrotoluene	0.1697285			500	464	-7.2	20	

* - Does not meet acceptance criteria.

MICROBAC®

Laboratory Report Number: M1C0514
Client Project ID: Longhorn

Continuing Calibration Verification (CCV)
FORM VIIB

Laboratory ID:	S1C0250-CCV3	**Analyzed:**	03/13/21 01:29	**Method:**	EPA 8330B
Instrument:	HPLC5	**Calibration:**	21B0020	**Sequence:**	S1C0250
File ID:	5L027826.D	**Units:**	ug/L	**Analyst:**	JWR

Analyte	Response	Limit	Q	Expected	Found	% Drift / % Diff	UCL	Q
1,2-Dinitrobenzene	0.2727306			500	491	-1.8	20	
1,3-Dinitrobenzene	0.555032			500	495	-1.1	20	
2,4,6-Trinitrotoluene	0.3868102			500	495	-1.0	20	
2,4-Dinitrotoluene	0.6118312			500	555	11.0	20	
2,6-Dinitrotoluene	0.2493652			500	480	-4.1	20	
2-Amino-4,6-dinitrotoluene (2-am-dnt)	0.3334232			500	513	2.5	20	
2-Nitrotoluene	0.2041168			500	469	-6.2	20	
3-Nitrotoluene	0.227458			500	463	-7.4	20	
4-Amino-2,6-dinitrotoluene	0.2300082			500	507	1.4	20	
4-Nitrotoluene	0.169104			500	462	-7.5	20	

* - Does not meet acceptance criteria.

MICROBAC®

Laboratory Report Number: M1C0514
Client Project ID: Longhorn

Continuing Calibration Verification (CCV)
FORM VIIB

Laboratory ID:	S1C0250-CCV4	**Analyzed:**	03/13/21 04:58	**Method:**	EPA 8330B
Instrument:	HPLC5	**Calibration:**	21B0020	**Sequence:**	S1C0250
File ID:	5L027835.D	**Units:**	ug/L	**Analyst:**	JWR

Analyte	Response	Limit	Q	Expected	Found	% Drift / % Diff	UCL	Q
1,2-Dinitrobenzene	0.2659036			500	479	-4.2	20	
1,3-Dinitrobenzene	0.5409034			500	482	-3.6	20	
2,4,6-Trinitrotoluene	0.3763168			500	481	-3.7	20	
2,4-Dinitrotoluene	0.5970026			500	542	8.3	20	
2,6-Dinitrotoluene	0.2445862			500	470	-5.9	20	
2-Amino-4,6-dinitrotoluene (2-am-dnt)	0.3273494			500	503	0.7	20	
2-Nitrotoluene	0.1968302			500	452	-9.6	20	
3-Nitrotoluene	0.2194924			500	447	-10.6	20	
4-Amino-2,6-dinitrotoluene	0.2254518			500	497	-0.6	20	
4-Nitrotoluene	0.163373			500	447	-10.7	20	

* - Does not meet acceptance criteria.

MICROBAC®

Laboratory Report Number: M1C0514
Client Project ID: Longhorn

Continuing Calibration Verification (CCV)
FORM VIIB

Laboratory ID:	S1C0250-CCV5	**Analyzed:**	03/13/21 09:13	**Method:**	EPA 8330B
Instrument:	HPLC5	**Calibration:**	21B0020	**Sequence:**	S1C0250
File ID:	5L027846.D	**Units:**	ug/L	**Analyst:**	JWR

Analyte	Response	Limit	Q	Expected	Found	% Drift / % Diff	UCL	Q
1,2-Dinitrobenzene	0.2591294			500	467	-6.7	20	
1,3-Dinitrobenzene	0.535408			500	477	-4.6	20	
2,4,6-Trinitrotoluene	0.3803098			500	487	-2.7	20	
2,4-Dinitrotoluene	0.5884632			500	534	6.8	20	
2,6-Dinitrotoluene	0.2412338			500	464	-7.2	20	
2-Amino-4,6-dinitrotoluene (2-am-dnt)	0.321448			500	494	-1.1	20	
2-Nitrotoluene	0.1958495			500	450	-10.0	20	
3-Nitrotoluene	0.2174816			500	443	-11.5	20	
4-Amino-2,6-dinitrotoluene	0.2264162			500	499	-0.2	20	
4-Nitrotoluene	0.162126			500	443	-11.4	20	

* - Does not meet acceptance criteria.

MICROBAC®

Laboratory Report Number: M1C0514
Client Project ID: Longhorn

Continuing Calibration Verification (CCV)
FORM VIIB

Laboratory ID:	S1C0250-CCV6	**Analyzed:**	03/13/21 13:28	**Method:**	EPA 8330B
Instrument:	HPLC5	**Calibration:**	21B0020	**Sequence:**	S1C0250
File ID:	5L027857.D	**Units:**	ug/L	**Analyst:**	JWR

Analyte	Response	Limit	Q	Expected	Found	% Drift / % Diff	UCL	Q
1,2-Dinitrobenzene	0.2632752			500	474	-5.2	20	
1,3-Dinitrobenzene	0.53844			500	480	-4.0	20	
2,4,6-Trinitrotoluene	0.3734372			500	478	-4.4	20	
2,4-Dinitrotoluene	0.5922374			500	537	7.5	20	
2,6-Dinitrotoluene	0.2426762			500	467	-6.7	20	
2-Amino-4,6-dinitrotoluene (2-am-dnt)	0.3252236			500	500	0.01	20	
2-Nitrotoluene	0.1957203			500	450	-10.1	20	
3-Nitrotoluene	0.2185032			500	445	-11.0	20	
4-Amino-2,6-dinitrotoluene	0.2232352			500	492	-1.6	20	
4-Nitrotoluene	0.1630083			500	446	-10.9	20	

* - Does not meet acceptance criteria.

MICROBAC®

Laboratory Report Number: M1C0514
Client Project ID: Longhorn

Continuing Calibration Verification (CCV)
FORM VIIB

Laboratory ID:	S1C0250-CCV7	**Analyzed:**	03/13/21 16:34	**Method:**	EPA 8330B
Instrument:	HPLC5	**Calibration:**	21B0020	**Sequence:**	S1C0250
File ID:	5L027865.D	**Units:**	ug/L	**Analyst:**	JWR

Analyte	Response	Limit	Q	Expected	Found	% Drift / % Diff	UCL	Q
1,2-Dinitrobenzene	0.2683656			500	483	-3.3	20	
1,3-Dinitrobenzene	0.5393304			500	481	-3.9	20	
2,4,6-Trinitrotoluene	0.3718912			500	476	-4.8	20	
2,4-Dinitrotoluene	0.6050432			500	549	9.8	20	
2,6-Dinitrotoluene	0.2483544			500	478	-4.5	20	
2-Amino-4,6-dinitrotoluene (2-am-dnt)	0.3302376			500	508	1.6	20	
2-Nitrotoluene	0.1980789			500	455	-9.0	20	
3-Nitrotoluene	0.2217414			500	451	-9.7	20	
4-Amino-2,6-dinitrotoluene	0.2261122			500	498	-0.3	20	
4-Nitrotoluene	0.1638365			500	448	-10.4	20	

* - Does not meet acceptance criteria.

MICROBAC®

Laboratory Report Number: M1C0514
Client Project ID: Longhorn

Continuing Calibration Verification (CCV)
FORM VIIB

Laboratory ID:	S1C0291-CCV1	**Analyzed:**	03/15/21 18:24	**Method:**	EPA 8330B
Instrument:	HPLC5	**Calibration:**	21B0020	**Sequence:**	S1C0291
File ID:	5L027866.D	**Units:**	ug/L	**Analyst:**	JWR

Analyte	Response	Limit	Q	Expected	Found	% Drift / % Diff	UCL	Q
1,2-Dinitrobenzene	0.2951414			500	532	6.3	20	
1,3-Dinitrobenzene	0.5947106			500	530	6.0	20	
2,4,6-Trinitrotoluene	0.418822			500	536	7.2	20	
2,4-Dinitrotoluene	0.6595604			500	598	19.7	20	
2,6-Dinitrotoluene	0.2776398			500	534	6.8	20	
2-Amino-4,6-dinitrotoluene (2-am-dnt)	0.3517512			500	541	8.2	20	
2-Nitrotoluene	0.2255652			500	518	3.6	20	
3-Nitrotoluene	0.2512988			500	512	2.3	20	
4-Amino-2,6-dinitrotoluene	0.2494736			500	550	10.0	20	
4-Nitrotoluene	0.1857185			500	508	1.5	20	

* - Does not meet acceptance criteria.

MICROBAC®

Laboratory Report Number: M1C0514
Client Project ID: Longhorn

Continuing Calibration Verification (CCV)
FORM VIIB

Laboratory ID:	S1C0291-CCV2	**Analyzed:**	03/15/21 20:20	**Method:**	EPA 8330B
Instrument:	HPLC5	**Calibration:**	21B0020	**Sequence:**	S1C0291
File ID:	5L027871.D	**Units:**	ug/L	**Analyst:**	JWR

Analyte	Response	Limit	Q	Expected	Found	% Drift / % Diff	UCL	Q
1,2-Dinitrobenzene	0.2833474			500	510	2.1	20	
1,3-Dinitrobenzene	0.579185			500	516	3.2	20	
2,4,6-Trinitrotoluene	0.4069742			500	521	4.2	20	
2,4-Dinitrotoluene	0.6324678			500	574	14.8	20	
2,6-Dinitrotoluene	0.2686572			500	517	3.4	20	
2-Amino-4,6-dinitrotoluene (2-am-dnt)	0.3441714			500	529	5.8	20	
2-Nitrotoluene	0.215871			500	496	-0.8	20	
3-Nitrotoluene	0.2394702			500	487	-2.5	20	
4-Amino-2,6-dinitrotoluene	0.2414522			500	532	6.4	20	
4-Nitrotoluene	0.1786897			500	488	-2.3	20	

* - Does not meet acceptance criteria.

MICROBAC®

Laboratory Report Number: M1C0514
Client Project ID: Longhorn

Continuing Calibration Verification (CCV)
FORM VIIB

Laboratory ID:	S1C0296-CCV1	**Analyzed:**	03/15/21 19:25	**Method:**	EPA 8330B
Instrument:	HPLC6	**Calibration:**	20E0017	**Sequence:**	S1C0296
File ID:	6L0008443.D	**Units:**	ug/L	**Analyst:**	JWR

Analyte	Response	Limit	Q	Expected	Found	% Drift / % Diff	UCL	Q
1,2-Dinitrobenzene	0.2589216			500	469	-6.2	20	
1,3-Dinitrobenzene	0.5909942			500	482	-3.7	20	
2,4,6-Trinitrotoluene	0.408134			500	489	-2.2	20	
2,4-Dinitrotoluene	0.5274442			500	483	-3.3	20	
2,6-Dinitrotoluene	0.2629008			500	495	-1.0	20	
2-Amino-4,6-dinitrotoluene (2-am-dnt)	0.35372			500	488	-2.3	20	
2-Nitrotoluene	0.218079			500	497	-0.7	20	
3-Nitrotoluene	0.2584062			500	516	3.1	20	
4-Amino-2,6-dinitrotoluene	0.2163096			500	455	-9.1	20	
4-Nitrotoluene	0.1836846			500	498	-0.5	20	

* - Does not meet acceptance criteria.

MICROBAC®

Laboratory Report Number: M1C0514
Client Project ID: Longhorn

Continuing Calibration Verification (CCV)
FORM VIIB

Laboratory ID:	S1C0296-CCV2	**Analyzed:**	03/16/21 05:06	**Method:**	EPA 8330B
Instrument:	HPLC6	**Calibration:**	20E0017	**Sequence:**	S1C0296
File ID:	6L0008454.D	**Units:**	ug/L	**Analyst:**	JWR

Analyte	Response	Limit	Q	Expected	Found	% Drift / % Diff	UCL	Q
1,2-Dinitrobenzene	0.2581862			500	467	-6.5	20	
1,3-Dinitrobenzene	0.5897902			500	481	-3.9	20	
2,4,6-Trinitrotoluene	0.4073056			500	488	-2.4	20	
2,4-Dinitrotoluene	0.5241908			500	480	-3.9	20	
2,6-Dinitrotoluene	0.2619436			500	493	-1.3	20	
2-Amino-4,6-dinitrotoluene (2-am-dnt)	0.353953			500	489	-2.3	20	
2-Nitrotoluene	0.2158786			500	492	-1.7	20	
3-Nitrotoluene	0.262501			500	524	4.8	20	
4-Amino-2,6-dinitrotoluene	0.2102864			500	442	-11.6	20	
4-Nitrotoluene	0.1825909			500	495	-1.1	20	

* - Does not meet acceptance criteria.

MICROBAC®

Laboratory Report Number: M1C0514
Client Project ID: Longhorn

Continuing Calibration Verification (CCV)
FORM VIIB

Laboratory ID:	S1C0296-CCV3	**Analyzed:**	03/16/21 14:48	**Method:**	EPA 8330B
Instrument:	HPLC6	**Calibration:**	20E0017	**Sequence:**	S1C0296
File ID:	6L0008465.D	**Units:**	ug/L	**Analyst:**	JWR

Analyte	Response	Limit	Q	Expected	Found	% Drift / % Diff	UCL	Q
1,2-Dinitrobenzene	0.2569236			500	465	-7.0	20	
1,3-Dinitrobenzene	0.5882112			500	479	-4.1	20	
2,4,6-Trinitrotoluene	0.4081264			500	489	-2.2	20	
2,4-Dinitrotoluene	0.5265126			500	482	-3.5	20	
2,6-Dinitrotoluene	0.263169			500	496	-0.9	20	
2-Amino-4,6-dinitrotoluene (2-am-dnt)	0.3626406			500	501	0.1	20	
2-Nitrotoluene	0.2147184			500	489	-2.2	20	
3-Nitrotoluene	0.2699748			500	539	7.7	20	
4-Amino-2,6-dinitrotoluene	0.2011856			500	423	-15.4	20	
4-Nitrotoluene	0.1833039			500	497	-0.7	20	

* - Does not meet acceptance criteria.

MICROBAC®

Laboratory Report Number: M1C0514
Client Project ID: Longhorn

Continuing Calibration Verification (CCV)
FORM VIIB

Laboratory ID:	S1C0296-CCV4	**Analyzed:**	03/17/21 00:29	**Method:**	EPA 8330B
Instrument:	HPLC6	**Calibration:**	20E0017	**Sequence:**	S1C0296
File ID:	6L0008476.D	**Units:**	ug/L	**Analyst:**	JWR

Analyte	Response	Limit	Q	Expected	Found	% Drift / % Diff	UCL	Q
1,2-Dinitrobenzene	0.2574826			500	466	-6.8	20	
1,3-Dinitrobenzene	0.589087			500	480	-4.0	20	
2,4,6-Trinitrotoluene	0.408727			500	490	-2.1	20	
2,4-Dinitrotoluene	0.5236926			500	480	-4.0	20	
2,6-Dinitrotoluene	0.260685			500	491	-1.8	20	
2-Amino-4,6-dinitrotoluene (2-am-dnt)	0.355718			500	491	-1.8	20	
2-Nitrotoluene	0.2169058			500	494	-1.2	20	
3-Nitrotoluene	0.2761862			500	551	10.2	20	
4-Amino-2,6-dinitrotoluene	0.1962156			500	412	-17.5	20	
4-Nitrotoluene	0.1839823			500	498	-0.3	20	

* - Does not meet acceptance criteria.

MICROBAC®

Laboratory Report Number: M1C0514
Client Project ID: Longhorn

Continuing Calibration Verification (CCV)
FORM VIIB

Laboratory ID:	S1C0296-CCV5	**Analyzed:**	03/17/21 09:18	**Method:**	EPA 8330B
Instrument:	HPLC6	**Calibration:**	20E0017	**Sequence:**	S1C0296
File ID:	6L0008486.D	**Units:**	ug/L	**Analyst:**	JWR

Analyte	Response	Limit	Q	Expected	Found	% Drift / % Diff	UCL	Q
1,2-Dinitrobenzene	0.2558422			500	463	-7.4	20	
1,3-Dinitrobenzene	0.5866222			500	478	-4.4	20	
2,4,6-Trinitrotoluene	0.4121206			500	494	-1.3	20	
2,4-Dinitrotoluene	0.5365306			500	492	-1.7	20	
2,6-Dinitrotoluene	0.2732918			500	515	3.0	20	
2-Amino-4,6-dinitrotoluene (2-am-dnt)	0.355332			500	491	-1.9	20	
2-Nitrotoluene	0.2134822			500	486	-2.8	20	
3-Nitrotoluene	0.2734166			500	546	9.1	20	
4-Amino-2,6-dinitrotoluene	0.1975656			500	415	-17.0	20	
4-Nitrotoluene	0.1848001			500	501	0.1	20	

* - Does not meet acceptance criteria.

MICROBAC®

Laboratory Report Number: M1C0514
Client Project ID: Longhorn

Continuing Calibration Verification (CCV)
FORM VIIB

Laboratory ID:	S1C0478-CCV1	**Analyzed:**	03/25/21 17:42	**Method:**	EPA 8330B
Instrument:	HPLC5	**Calibration:**	21B0020	**Sequence:**	S1C0478
File ID:	5L027929.D	**Units:**	ug/L	**Analyst:**	ECL

Analyte	Response	Limit	Q	Expected	Found	% Drift / % Diff	UCL	Q
1,2-Dinitrobenzene	0.292929			500	528	5.5	20	
1,3-Dinitrobenzene	0.5707434			500	509	1.7	20	
2,4,6-Trinitrotoluene	0.4149064			500	531	6.2	20	
2,4-Dinitrotoluene	0.6006024			500	545	9.0	20	
2,6-Dinitrotoluene	0.2600094			500	500	0.02	20	
2-Amino-4,6-dinitrotoluene (2-am-dnt)	0.3456308			500	531	6.3	20	
2-Nitrotoluene	0.2139776			500	492	-1.7	20	
3-Nitrotoluene	0.2404056			500	489	-2.1	20	
4-Amino-2,6-dinitrotoluene	0.2404364			500	530	6.0	20	
4-Nitrotoluene	0.1774507			500	485	-3.0	20	

* - Does not meet acceptance criteria.

MICROBAC®

Laboratory Report Number: M1C0514
Client Project ID: Longhorn

Continuing Calibration Verification (CCV)
FORM VIIB

Laboratory ID:	S1C0478-CCV2	**Analyzed:**	03/25/21 23:03	**Method:**	EPA 8330B
Instrument:	HPLC5	**Calibration:**	21B0020	**Sequence:**	S1C0478
File ID:	5L027940.D	**Units:**	ug/L	**Analyst:**	ECL

Analyte	Response	Limit	Q	Expected	Found	% Drift / % Diff	UCL	Q
1,2-Dinitrobenzene	0.2574204			500	464	-7.3	20	
1,3-Dinitrobenzene	0.5047892			500	450	-10.0	20	
2,4,6-Trinitrotoluene	0.3610808			500	462	-7.6	20	
2,4-Dinitrotoluene	0.5228708			500	474	-5.1	20	
2,6-Dinitrotoluene	0.228506			500	439	-12.1	20	
2-Amino-4,6-dinitrotoluene (2-am-dnt)	0.3117286			500	479	-4.1	20	
2-Nitrotoluene	0.1836169			500	422	-15.7	20	
3-Nitrotoluene	0.2062786			500	420	-16.0	20	
4-Amino-2,6-dinitrotoluene	0.2138604			500	471	-5.7	20	
4-Nitrotoluene	0.1530671			500	418	-16.3	20	

* - Does not meet acceptance criteria.

MICROBAC®

Laboratory Report Number: M1C0514
Client Project ID: Longhorn

Continuing Calibration Verification (CCV)
FORM VIIB

Laboratory ID:	S1C0478-CCV3	**Analyzed:**	03/26/21 04:13	**Method:**	EPA 8330B
Instrument:	HPLC5	**Calibration:**	21B0020	**Sequence:**	S1C0478
File ID:	5L027951.D	**Units:**	ug/L	**Analyst:**	ECL

Analyte	Response	Limit	Q	Expected	Found	% Drift / % Diff	UCL	Q
1,2-Dinitrobenzene	0.2737416			500	493	-1.4	20	
1,3-Dinitrobenzene	0.5249722			500	468	-6.4	20	
2,4,6-Trinitrotoluene	0.3786132			500	484	-3.1	20	
2,4-Dinitrotoluene	0.5649382			500	513	2.5	20	
2,6-Dinitrotoluene	0.2329908			500	448	-10.4	20	
2-Amino-4,6-dinitrotoluene (2-am-dnt)	0.3195538			500	491	-1.7	20	
2-Nitrotoluene	0.1981653			500	455	-9.0	20	
3-Nitrotoluene	0.222045			500	452	-9.6	20	
4-Amino-2,6-dinitrotoluene	0.2207462			500	486	-2.7	20	
4-Nitrotoluene	0.1644284			500	449	-10.1	20	

* - Does not meet acceptance criteria.

MICROBAC®

Laboratory Report Number: M1C0514
Client Project ID: Longhorn

Continuing Calibration Verification (CCV)
FORM VIIB

Laboratory ID:	S1C0478-CCV4	**Analyzed:**	03/26/21 07:59	**Method:**	EPA 8330B
Instrument:	HPLC5	**Calibration:**	21B0020	**Sequence:**	S1C0478
File ID:	5L027959.D	**Units:**	ug/L	**Analyst:**	ECL

Analyte	Response	Limit	Q	Expected	Found	% Drift / % Diff	UCL	Q
1,2-Dinitrobenzene	0.309864			500	558	11.6	20	
1,3-Dinitrobenzene	0.5829968			500	520	3.9	20	
2,4,6-Trinitrotoluene	0.4316388			500	552	10.5	20	
2,4-Dinitrotoluene	0.6499954			500	590	18.0	20	
2,6-Dinitrotoluene	0.2575752			500	495	-0.9	20	
2-Amino-4,6-dinitrotoluene (2-am-dnt)	0.3542534			500	545	8.9	20	
2-Nitrotoluene	0.2224914			500	511	2.2	20	
3-Nitrotoluene	0.2490306			500	507	1.4	20	
4-Amino-2,6-dinitrotoluene	0.2461018			500	542	8.5	20	
4-Nitrotoluene	0.1845535			500	505	0.9	20	

* - Does not meet acceptance criteria.

MICROBAC®

Laboratory Report Number: M1C0514
Client Project ID: Longhorn

Continuing Calibration Verification (CCV)
FORM VIIB

Laboratory ID:	S1C0592-CCV1	**Analyzed:**	04/01/21 04:09	**Method:**	EPA 8330B
Instrument:	HPLC5	**Calibration:**	21D0006	**Sequence:**	S1C0592
File ID:	5L028035.D	**Units:**	ug/L	**Analyst:**	JWR

Analyte	Response	Limit	Q	Expected	Found	% Drift / % Diff	UCL	Q
1,2-Dinitrobenzene	0.2684934			500	478	-4.5	20	
1,3-Dinitrobenzene	0.5286758			500	480	-4.1	20	
2,4,6-Trinitrotoluene	0.3734774			500	474	-5.2	20	
2,4-Dinitrotoluene	0.5208522			500	475	-4.9	20	
2,6-Dinitrotoluene	0.2484124			500	478	-4.4	20	
2-Amino-4,6-dinitrotoluene (2-am-dnt)	0.3199714			500	480	-4.0	20	
2-Nitrotoluene	0.209302			500	473	-5.3	20	
3-Nitrotoluene	0.2366518			500	474	-5.2	20	
4-Amino-2,6-dinitrotoluene	0.216037			500	476	-4.8	20	
4-Nitrotoluene	0.1771502			500	475	-5.0	20	

* - Does not meet acceptance criteria.

MICROBAC®

Laboratory Report Number: M1C0514
Client Project ID: Longhorn

Continuing Calibration Verification (CCV)
FORM VIIB

Laboratory ID:	S1D0074-CCV1	**Analyzed:**	04/06/21 10:49	**Method:**	EPA 8330B
Instrument:	HPLC5	**Calibration:**	21D0006	**Sequence:**	S1D0074
File ID:	5L028058.D	**Units:**	ug/L	**Analyst:**	JWR

Analyte	Response	Limit	Q	Expected	Found	% Drift / % Diff	UCL	Q
1,2-Dinitrobenzene	0.2840508			500	505	1.1	20	
1,3-Dinitrobenzene	0.5532814			500	502	0.4	20	
2,4,6-Trinitrotoluene	0.38194			500	485	-3.1	20	
2,4-Dinitrotoluene	0.5484812			500	501	0.1	20	
2,6-Dinitrotoluene	0.2554194			500	492	-1.7	20	
2-Amino-4,6-dinitrotoluene (2-am-dnt)	0.3359			500	504	0.8	20	
2-Nitrotoluene	0.2207958			500	499	-0.1	20	
3-Nitrotoluene	0.250268			500	501	0.2	20	
4-Amino-2,6-dinitrotoluene	0.2275084			500	501	0.2	20	
4-Nitrotoluene	0.1869258			500	501	0.3	20	

* - Does not meet acceptance criteria.

MICROBAC®

Laboratory Report Number: M1C0514
Client Project ID: Longhorn

Continuing Calibration Verification (CCV)
FORM VIIB

Laboratory ID:	S1D0074-CCV2	**Analyzed:**	04/06/21 15:59	**Method:**	EPA 8330B
Instrument:	HPLC5	**Calibration:**	21D0006	**Sequence:**	S1D0074
File ID:	5L028069.D	**Units:**	ug/L	**Analyst:**	JWR

Analyte	Response	Limit	Q	Expected	Found	% Drift / % Diff	UCL	Q
1,2-Dinitrobenzene	0.2642662			500	470	-6.0	20	
1,3-Dinitrobenzene	0.5229406			500	474	-5.1	20	
2,4,6-Trinitrotoluene	0.3567376			500	452	-9.5	20	
2,4-Dinitrotoluene	0.5097944			500	465	-7.0	20	
2,6-Dinitrotoluene	0.2385696			500	459	-8.2	20	
2-Amino-4,6-dinitrotoluene (2-am-dnt)	0.3197232			500	480	-4.1	20	
2-Nitrotoluene	0.2054556			500	465	-7.1	20	
3-Nitrotoluene	0.23288			500	466	-6.7	20	
4-Amino-2,6-dinitrotoluene	0.215507			500	475	-5.0	20	
4-Nitrotoluene	0.1747275			500	469	-6.3	20	

* - Does not meet acceptance criteria.

MICROBAC®

Laboratory Report Number: M1C0514
Client Project ID: Longhorn

Continuing Calibration Verification (CCV)
FORM VIIB

Laboratory ID:	S1D0074-CCV3	**Analyzed:**	04/06/21 20:41	**Method:**	EPA 8330B
Instrument:	HPLC5	**Calibration:**	21D0006	**Sequence:**	S1D0074
File ID:	5L028079.D	**Units:**	ug/L	**Analyst:**	JWR

Analyte	Response	Limit	Q	Expected	Found	% Drift / % Diff	UCL	Q
1,2-Dinitrobenzene	0.28338			500	504	0.8	20	
1,3-Dinitrobenzene	0.5451224			500	494	-1.1	20	
2,4,6-Trinitrotoluene	0.3789934			500	481	-3.8	20	
2,4-Dinitrotoluene	0.549414			500	501	0.3	20	
2,6-Dinitrotoluene	0.2513986			500	484	-3.2	20	
2-Amino-4,6-dinitrotoluene (2-am-dnt)	0.330688			500	496	-0.8	20	
2-Nitrotoluene	0.2177018			500	492	-1.5	20	
3-Nitrotoluene	0.2474042			500	495	-0.9	20	
4-Amino-2,6-dinitrotoluene	0.225545			500	497	-0.6	20	
4-Nitrotoluene	0.1847946			500	496	-0.9	20	

* - Does not meet acceptance criteria.

MICROBAC®

Laboratory Report Number: M1C0514
Client Project ID: Longhorn

Continuing Calibration Verification (CCV)
FORM VIIB

Laboratory ID:	S1D0074-CCV4	**Analyzed:**	04/07/21 00:26	**Method:**	EPA 8330B
Instrument:	HPLC5	**Calibration:**	21D0006	**Sequence:**	S1D0074
File ID:	5L028087.D	**Units:**	ug/L	**Analyst:**	JWR

Analyte	Response	Limit	Q	Expected	Found	% Drift / % Diff	UCL	Q
1,2-Dinitrobenzene	0.2652584			500	472	-5.6	20	
1,3-Dinitrobenzene	0.5159548			500	468	-6.4	20	
2,4,6-Trinitrotoluene	0.3539962			500	449	-10.2	20	
2,4-Dinitrotoluene	0.51174			500	467	-6.6	20	
2,6-Dinitrotoluene	0.238225			500	459	-8.3	20	
2-Amino-4,6-dinitrotoluene (2-am-dnt)	0.312426			500	469	-6.2	20	
2-Nitrotoluene	0.2026284			500	458	-8.3	20	
3-Nitrotoluene	0.2299648			500	460	-7.9	20	
4-Amino-2,6-dinitrotoluene	0.2126676			500	469	-6.3	20	
4-Nitrotoluene	0.1712874			500	459	-8.1	20	

* - Does not meet acceptance criteria.

MICROBAC®

Laboratory Report Number: M1C0514
Client Project ID: Longhorn

Continuing Calibration Verification (CCV)
FORM VIIB

Laboratory ID:	S1D0074-CCV5	**Analyzed:**	04/07/21 04:12	**Method:**	EPA 8330B
Instrument:	HPLC5	**Calibration:**	21D0006	**Sequence:**	S1D0074
File ID:	5L028095.D	**Units:**	ug/L	**Analyst:**	JWR

Analyte	Response	Limit	Q	Expected	Found	% Drift / % Diff	UCL	Q
1,2-Dinitrobenzene	0.2651348			500	472	-5.7	20	
1,3-Dinitrobenzene	0.5166942			500	469	-6.3	20	
2,4,6-Trinitrotoluene	0.3543558			500	449	-10.1	20	
2,4-Dinitrotoluene	0.5115686			500	467	-6.6	20	
2,6-Dinitrotoluene	0.239585			500	461	-7.8	20	
2-Amino-4,6-dinitrotoluene (2-am-dnt)	0.3120744			500	468	-6.4	20	
2-Nitrotoluene	0.2011678			500	455	-9.0	20	
3-Nitrotoluene	0.2281288			500	457	-8.7	20	
4-Amino-2,6-dinitrotoluene	0.2129404			500	469	-6.2	20	
4-Nitrotoluene	0.1702225			500	457	-8.7	20	

* - Does not meet acceptance criteria.

MICROBAC®

Laboratory Report Number: M1C0514
Client Project ID: Longhorn

Continuing Calibration Verification (CCV)
FORM VIIB

Laboratory ID:	S1D0115-CCV1	**Analyzed:**	04/07/21 11:27	**Method:**	EPA 8330B
Instrument:	HPLC5	**Calibration:**	21D0006	**Sequence:**	S1D0115
File ID:	5L028096.D	**Units:**	ug/L	**Analyst:**	ECL

Analyte	Response	Limit	Q	Expected	Found	% Drift / % Diff	UCL	Q
1,2-Dinitrobenzene	0.258645			500	460	-8.0	20	
1,3-Dinitrobenzene	0.5068284			500	460	-8.1	20	
2,4,6-Trinitrotoluene	0.3448628			500	437	-12.5	20	
2,4-Dinitrotoluene	0.501105			500	457	-8.5	20	
2,6-Dinitrotoluene	0.2321642			500	447	-10.6	20	
2-Amino-4,6-dinitrotoluene (2-am-dnt)	0.306099			500	459	-8.1	20	
2-Nitrotoluene	0.1990161			500	450	-10.0	20	
3-Nitrotoluene	0.226078			500	453	-9.5	20	
4-Amino-2,6-dinitrotoluene	0.2072734			500	457	-8.7	20	
4-Nitrotoluene	0.1683015			500	451	-9.7	20	

* - Does not meet acceptance criteria.

MICROBAC®

Laboratory Report Number: M1C0514
Client Project ID: Longhorn

Continuing Calibration Verification (CCV)
FORM VIIB

Laboratory ID:	S1D0115-CCV2	**Analyzed:**	04/07/21 16:45	**Method:**	EPA 8330B
Instrument:	HPLC5	**Calibration:**	21D0006	**Sequence:**	S1D0115
File ID:	5L028107.D	**Units:**	ug/L	**Analyst:**	ECL

Analyte	Response	Limit	Q	Expected	Found	% Drift / % Diff	UCL	Q
1,2-Dinitrobenzene	0.2647818			500	471	-5.8	20	
1,3-Dinitrobenzene	0.5126356			500	465	-7.0	20	
2,4,6-Trinitrotoluene	0.350828			500	445	-11.0	20	
2,4-Dinitrotoluene	0.5129944			500	468	-6.4	20	
2,6-Dinitrotoluene	0.234435			500	451	-9.7	20	
2-Amino-4,6-dinitrotoluene (2-am-dnt)	0.309953			500	465	-7.0	20	
2-Nitrotoluene	0.2003106			500	453	-9.4	20	
3-Nitrotoluene	0.2279934			500	456	-8.7	20	
4-Amino-2,6-dinitrotoluene	0.210515			500	464	-7.2	20	
4-Nitrotoluene	0.1700791			500	456	-8.8	20	

* - Does not meet acceptance criteria.

MICROBAC®

Laboratory Report Number: M1C0514
Client Project ID: Longhorn

Continuing Calibration Verification (CCV)
FORM VIIB

Laboratory ID:	S1D0115-CCV3	**Analyzed:**	04/07/21 21:55	**Method:**	EPA 8330B
Instrument:	HPLC5	**Calibration:**	21D0006	**Sequence:**	S1D0115
File ID:	5L028118.D	**Units:**	ug/L	**Analyst:**	ECL

Analyte	Response	Limit	Q	Expected	Found	% Drift / % Diff	UCL	Q
1,2-Dinitrobenzene	0.2688402			500	478	-4.3	20	
1,3-Dinitrobenzene	0.4909914			500	445	-10.9	20	
2,4,6-Trinitrotoluene	0.3430452			500	435	-13.0	20	
2,4-Dinitrotoluene	0.5254598			500	479	-4.1	20	
2,6-Dinitrotoluene	0.2244288			500	432	-13.6	20	
2-Amino-4,6-dinitrotoluene (2-am-dnt)	0.2929564			500	440	-12.1	20	
2-Nitrotoluene	0.1942636			500	439	-12.1	20	
3-Nitrotoluene	0.2219018			500	444	-11.1	20	
4-Amino-2,6-dinitrotoluene	0.202767			500	447	-10.6	20	
4-Nitrotoluene	0.1664409			500	446	-10.7	20	

* - Does not meet acceptance criteria.

MICROBAC®

Laboratory Report Number: M1C0514
Client Project ID: Longhorn

Continuing Calibration Verification (CCV)
FORM VIIB

Laboratory ID:	S1D0115-CCV4	**Analyzed:**	04/08/21 03:05	**Method:**	EPA 8330B
Instrument:	HPLC5	**Calibration:**	21D0006	**Sequence:**	S1D0115
File ID:	5L028129.D	**Units:**	ug/L	**Analyst:**	ECL

Analyte	Response	Limit	Q	Expected	Found	% Drift / % Diff	UCL	Q
1,2-Dinitrobenzene	0.2698222			500	480	-4.0	20	
1,3-Dinitrobenzene	0.4964448			500	450	-9.9	20	
2,4,6-Trinitrotoluene	0.3451952			500	438	-12.4	20	
2,4-Dinitrotoluene	0.5259486			500	480	-4.0	20	
2,6-Dinitrotoluene	0.2291042			500	441	-11.8	20	
2-Amino-4,6-dinitrotoluene (2-am-dnt)	0.2902802			500	436	-12.9	20	
2-Nitrotoluene	0.1962751			500	444	-11.2	20	
3-Nitrotoluene	0.2222254			500	445	-11.0	20	
4-Amino-2,6-dinitrotoluene	0.2026774			500	447	-10.7	20	
4-Nitrotoluene	0.1661147			500	446	-10.9	20	

* - Does not meet acceptance criteria.

MICROBAC®

Laboratory Report Number: M1C0514
Client Project ID: Longhorn

Continuing Calibration Verification (CCV)
FORM VIIB

Laboratory ID:	S1D0115-CCV5	**Analyzed:**	04/08/21 08:15	**Method:**	EPA 8330B
Instrument:	HPLC5	**Calibration:**	21D0006	**Sequence:**	S1D0115
File ID:	5L028140.D	**Units:**	ug/L	**Analyst:**	ECL

Analyte	Response	Limit	Q	Expected	Found	% Drift / % Diff	UCL	Q
1,2-Dinitrobenzene	0.2710596			500	482	-3.6	20	
1,3-Dinitrobenzene	0.497089			500	451	-9.8	20	
2,4,6-Trinitrotoluene	0.3486668			500	442	-11.6	20	
2,4-Dinitrotoluene	0.5376122			500	491	-1.9	20	
2,6-Dinitrotoluene	0.2316972			500	446	-10.8	20	
2-Amino-4,6-dinitrotoluene (2-am-dnt)	0.2970518			500	446	-10.9	20	
2-Nitrotoluene	0.1940853			500	439	-12.2	20	
3-Nitrotoluene	0.2209482			500	442	-11.5	20	
4-Amino-2,6-dinitrotoluene	0.207251			500	457	-8.7	20	
4-Nitrotoluene	0.1659533			500	445	-11.0	20	

* - Does not meet acceptance criteria.

MICROBAC®

Laboratory Report Number: M1C0514
Client Project ID: Longhorn

Continuing Calibration Verification (CCV)
FORM VIIB

Laboratory ID:	S1D0148-CCV1	**Analyzed:**	04/08/21 12:46	**Method:**	EPA 8330B
Instrument:	HPLC6	**Calibration:**	21D0007	**Sequence:**	S1D0148
File ID:	6L0008566.D	**Units:**	ug/L	**Analyst:**	ECL

Analyte	Response	Limit	Q	Expected	Found	% Drift / % Diff	UCL	Q
1,2-Dinitrobenzene	0.2328616			500	441	-11.9	20	
1,3-Dinitrobenzene	0.5147388			500	440	-12.0	20	
2,4,6-Trinitrotoluene	0.3451672			500	431	-13.9	20	
2,4-Dinitrotoluene	0.460473			500	437	-12.7	20	
2,6-Dinitrotoluene	0.2302544			500	434	-13.2	20	
2-Amino-4,6-dinitrotoluene (2-am-dnt)	0.3181642			500	445	-11.1	20	
2-Nitrotoluene	0.1808756			500	403	-19.3	20	
3-Nitrotoluene	0.1958768			500	392	-21.6	20	*
4-Amino-2,6-dinitrotoluene	0.2104046			500	449	-10.1	20	
4-Nitrotoluene	0.1470803			500	401	-19.8	20	

* - Does not meet acceptance criteria.

MICROBAC®

Laboratory Report Number: M1C0514
Client Project ID: Longhorn

Continuing Calibration Verification (CCV)
FORM VIIB

Laboratory ID:	S1D0148-CCV2	**Analyzed:**	04/09/21 00:20	**Method:**	EPA 8330B
Instrument:	HPLC6	**Calibration:**	21D0007	**Sequence:**	S1D0148
File ID:	6L0008578.D	**Units:**	ug/L	**Analyst:**	ECL

Analyte	Response	Limit	Q	Expected	Found	% Drift / % Diff	UCL	Q
1,2-Dinitrobenzene	0.2374756			500	449	-10.1	20	
1,3-Dinitrobenzene	0.5239906			500	448	-10.4	20	
2,4,6-Trinitrotoluene	0.3503538			500	437	-12.6	20	
2,4-Dinitrotoluene	0.4684382			500	444	-11.2	20	
2,6-Dinitrotoluene	0.2362902			500	445	-10.9	20	
2-Amino-4,6-dinitrotoluene (2-am-dnt)	0.3217004			500	449	-10.1	20	
2-Nitrotoluene	0.1871344			500	417	-16.5	20	
3-Nitrotoluene	0.2029438			500	406	-18.7	20	
4-Amino-2,6-dinitrotoluene	0.2120774			500	453	-9.4	20	
4-Nitrotoluene	0.1503667			500	410	-18.0	20	

* - Does not meet acceptance criteria.

MICROBAC®

Laboratory Report Number: M1C0514
Client Project ID: Longhorn

Continuing Calibration Verification (CCV)
FORM VIIB

Laboratory ID:	S1D0148-CCV3	**Analyzed:**	04/09/21 02:26	**Method:**	EPA 8330B
Instrument:	HPLC6	**Calibration:**	21D0007	**Sequence:**	S1D0148
File ID:	6L0008580.D	**Units:**	ug/L	**Analyst:**	ECL

Analyte	Response	Limit	Q	Expected	Found	% Drift / % Diff	UCL	Q
1,2-Dinitrobenzene	0.2487808			500	471	-5.8	20	
1,3-Dinitrobenzene	0.5504526			500	470	-5.9	20	
2,4,6-Trinitrotoluene	0.3708614			500	463	-7.4	20	
2,4-Dinitrotoluene	0.493869			500	468	-6.3	20	
2,6-Dinitrotoluene	0.246923			500	465	-6.9	20	
2-Amino-4,6-dinitrotoluene (2-am-dnt)	0.3382606			500	473	-5.5	20	
2-Nitrotoluene	0.1995828			500	445	-11.0	20	
3-Nitrotoluene	0.2158612			500	432	-13.6	20	
4-Amino-2,6-dinitrotoluene	0.222521			500	475	-4.9	20	
4-Nitrotoluene	0.1595508			500	435	-13.0	20	

* - Does not meet acceptance criteria.

MICROBAC®

Laboratory Report Number: M1C0514
Client Project ID: Longhorn

Continuing Calibration Verification (CCV)
FORM VIIB

Laboratory ID:	S1D0218-CCV1	**Analyzed:**	04/12/21 19:15	**Method:**	EPA 8330B
Instrument:	HPLC5	**Calibration:**	21D0006	**Sequence:**	S1D0218
File ID:	5L028331.D	**Units:**	ug/L	**Analyst:**	JWR

Analyte	Response	Limit	Q	Expected	Found	% Drift / % Diff	UCL	Q
1,2-Dinitrobenzene	0.3115952			500	554	10.9	20	
1,3-Dinitrobenzene	0.4745626			500	430	-13.9	20	
2,4,6-Trinitrotoluene	0.358691			500	455	-9.0	20	
2,4-Dinitrotoluene	0.6232944			500	569	13.8	20	
2,6-Dinitrotoluene	0.2303328			500	443	-11.3	20	
2-Amino-4,6-dinitrotoluene (2-am-dnt)	0.2865676			500	430	-14.0	20	
2-Nitrotoluene	0.2079132			500	470	-5.9	20	
3-Nitrotoluene	0.2403048			500	481	-3.8	20	
4-Amino-2,6-dinitrotoluene	0.2027864			500	447	-10.6	20	
4-Nitrotoluene	0.1867806			500	501	0.2	20	

* - Does not meet acceptance criteria.

MICROBAC®

Laboratory Report Number: M1C0514
Client Project ID: Longhorn

Continuing Calibration Verification (CCV)
FORM VIIB

Laboratory ID:	S1D0218-CCV2	**Analyzed:**	04/13/21 00:24	**Method:**	EPA 8330B
Instrument:	HPLC5	**Calibration:**	21D0006	**Sequence:**	S1D0218
File ID:	5L028342.D	**Units:**	ug/L	**Analyst:**	JWR

Analyte	Response	Limit	Q	Expected	Found	% Drift / % Diff	UCL	Q
1,2-Dinitrobenzene	0.291044			500	518	3.5	20	
1,3-Dinitrobenzene	0.447334			500	406	-18.9	20	
2,4,6-Trinitrotoluene	0.3369518			500	427	-14.5	20	
2,4-Dinitrotoluene	0.5844224			500	533	6.7	20	
2,6-Dinitrotoluene	0.2248398			500	433	-13.4	20	
2-Amino-4,6-dinitrotoluene (2-am-dnt)	0.2683002			500	403	-19.5	20	
2-Nitrotoluene	0.1899565			500	430	-14.1	20	
3-Nitrotoluene	0.2206966			500	442	-11.6	20	
4-Amino-2,6-dinitrotoluene	0.1938152			500	427	-14.6	20	
4-Nitrotoluene	0.1720636			500	461	-7.7	20	

* - Does not meet acceptance criteria.

MICROBAC®

Laboratory Report Number: M1C0514
Client Project ID: Longhorn

Continuing Calibration Verification (CCV)
FORM VIIB

Laboratory ID:	S1D0218-CCV3	**Analyzed:**	04/13/21 05:35	**Method:**	EPA 8330B
Instrument:	HPLC5	**Calibration:**	21D0006	**Sequence:**	S1D0218
File ID:	5L028353.D	**Units:**	ug/L	**Analyst:**	JWR

Analyte	Response	Limit	Q	Expected	Found	% Drift / % Diff	UCL	Q
1,2-Dinitrobenzene	0.288159			500	513	2.5	20	
1,3-Dinitrobenzene	0.4467976			500	405	-19.0	20	
2,4,6-Trinitrotoluene	0.3516148			500	446	-10.8	20	
2,4-Dinitrotoluene	0.586043			500	535	7.0	20	
2,6-Dinitrotoluene	0.2275162			500	438	-12.4	20	
2-Amino-4,6-dinitrotoluene (2-am-dnt)	0.2696288			500	405	-19.1	20	
2-Nitrotoluene	0.1883894			500	426	-14.8	20	
3-Nitrotoluene	0.2189026			500	438	-12.3	20	
4-Amino-2,6-dinitrotoluene	0.2022722			500	446	-10.9	20	
4-Nitrotoluene	0.1711962			500	459	-8.2	20	

* - Does not meet acceptance criteria.

MICROBAC®

Section A:
HPLC Organics
EPA 8330B
Batch / Sequence Raw Data

Microbac Laboratories, Inc.
158 Starlite Drive | Marietta, OH 45750 | 800.373.4071 | www.microbac.com

A-Zone

Analyte	M1C0583-01 03/09/21 HPLC5	B1C0516 03/10/21 HPLC6	ug/L %RPD	Q
1,3,5-Trinitrobenzene	1.89	1.69	11.17318436	
1,3-Dinitrobenzene	ND	ND	#VALUE!	#VALUE!
2,4,6-Trinitrotoluene	ND	ND	#VALUE!	#VALUE!
4-Amino-2,6-Dinitrotoluene	ND	ND	#VALUE!	#VALUE!
2-Amino-4,6-Dinitrotoluene	ND	ND	#VALUE!	#VALUE!
2,6-Dinitrotoluene	ND	ND	#VALUE!	#VALUE!
2,4-Dinitrotoluene	ND	ND	#VALUE!	#VALUE!

Longhorn

Analyte	Sample Number M1C0514-02 3/12/2021 HPLC5	Prep Batch B1C0704 3/15/2021 HPLC6	Units ug/kg %RPD	Q
1,3-Dinitrobenzene	ND	ND	#VALUE!	#VALUE!
2,4,6-Trinitrotoluene	ND	ND	#VALUE!	#VALUE!
4-Amino-2,6-Dinitrotoluene	ND	ND	#VALUE!	#VALUE!
2-Amino-4,6-Dinitrotoluene	ND	ND	#VALUE!	#VALUE!
2,6-Dinitrotoluene	ND	ND	#VALUE!	#VALUE!
2,4-Dinitrotoluene	201	200	0.498753117	
2-Nitrotoluene	ND	ND	#VALUE!	#VALUE!
4-Nitrotoluene	ND	ND	#VALUE!	#VALUE!
3-Nitrotoluene	ND	ND	#VALUE!	#VALUE!

Analyte	Sample Number M1C0514-04 3/12/2021 HPLC5	Prep Batch B1C0704 3/15/2021 HPLC6	Units ug/kg %RPD	Q
1,3-Dinitrobenzene	ND	ND	#VALUE!	#VALUE!
2,4,6-Trinitrotoluene	ND	ND	#VALUE!	#VALUE!
4-Amino-2,6-Dinitrotoluene	ND	ND	#VALUE!	#VALUE!
2-Amino-4,6-Dinitrotoluene	ND	ND	#VALUE!	#VALUE!
2,6-Dinitrotoluene	ND	ND	#VALUE!	#VALUE!
2,4-Dinitrotoluene	300	302	0.664451827	
2-Nitrotoluene	127	149	15.94202899	
4-Nitrotoluene	143	157	9.333333333	
3-Nitrotoluene	ND	ND	#VALUE!	#VALUE!

Analyte	Sample Number M1C0514-08 3/12/2021 HPLC5	Prep Batch B1C0704 3/15/2021 HPLC6	Units ug/kg %RPD	Q
1,3-Dinitrobenzene	ND	ND	#VALUE!	#VALUE!
2,4,6-Trinitrotoluene	ND	ND	#VALUE!	#VALUE!
4-Amino-2,6-Dinitrotoluene	ND	ND	#VALUE!	#VALUE!
2-Amino-4,6-Dinitrotoluene	ND	ND	#VALUE!	#VALUE!
2,6-Dinitrotoluene	1130	1460	25.48262548	
2,4-Dinitrotoluene	5780	5740	0.694444444	
2-Nitrotoluene	1350	1380	2.197802198	
4-Nitrotoluene	3460	3430	0.870827286	
3-Nitrotoluene	268	224	17.88617886	

Longhorn

Analyte	Sample Number M1C0514-16 3/12/2021 HPLC5	Prep Batch B1C0704 3/15/2021 HPLC6	Units ug/kg %RPD	Q
1,3-Dinitrobenzene	ND	ND	#VALUE!	#VALUE!
2,4,6-Trinitrotoluene	ND	ND	#VALUE!	#VALUE!
4-Amino-2,6-Dinitrotoluene	ND	ND	#VALUE!	#VALUE!
2-Amino-4,6-Dinitrotoluene	ND	ND	#VALUE!	#VALUE!
2,6-Dinitrotoluene	ND	ND	#VALUE!	#VALUE!
2,4-Dinitrotoluene	ND	ND	#VALUE!	#VALUE!
2-Nitrotoluene	283	298	5.163511188	
4-Nitrotoluene	937	927	1.072961373	
3-Nitrotoluene	ND	ND	#VALUE!	#VALUE!

Analyte	Sample Number M1C0514-17 3/12/2021 HPLC5	Prep Batch B1C0704 3/15/2021 HPLC6	Units ug/kg %RPD	Q
1,3-Dinitrobenzene	ND	ND	#VALUE!	#VALUE!
2,4,6-Trinitrotoluene	ND	ND	#VALUE!	#VALUE!
4-Amino-2,6-Dinitrotoluene	ND	ND	#VALUE!	#VALUE!
2-Amino-4,6-Dinitrotoluene	ND	ND	#VALUE!	#VALUE!
2,6-Dinitrotoluene	ND	ND	#VALUE!	#VALUE!
2,4-Dinitrotoluene	258	266	3.053435115	
2-Nitrotoluene	ND	ND	#VALUE!	#VALUE!
4-Nitrotoluene	ND	ND	#VALUE!	#VALUE!
3-Nitrotoluene	ND	ND	#VALUE!	#VALUE!

Analyte	Sample Number M1C0514-18 3/12/2021 HPLC5	Prep Batch B1C0704 3/15/2021 HPLC6	Units ug/kg %RPD	Q
1,3-Dinitrobenzene	ND	ND	#VALUE!	#VALUE!
2,4,6-Trinitrotoluene	ND	ND	#VALUE!	#VALUE!
4-Amino-2,6-Dinitrotoluene	ND	ND	#VALUE!	#VALUE!
2-Amino-4,6-Dinitrotoluene	ND	ND	#VALUE!	#VALUE!
2,6-Dinitrotoluene	ND	ND	#VALUE!	#VALUE!
2,4-Dinitrotoluene	273	276	1.092896175	
2-Nitrotoluene	ND	ND	#VALUE!	#VALUE!
4-Nitrotoluene	ND	ND	#VALUE!	#VALUE!
3-Nitrotoluene	ND	ND	#VALUE!	#VALUE!

Longhorn

Analyte	Sample Number M1C0514-21 3/12/2021 HPLC5	Prep Batch B1C0710 3/15/2021 HPLC6	Units ug/kg %RPD	Q
1,3-Dinitrobenzene	ND	ND	#VALUE!	#VALUE!
2,4,6-Trinitrotoluene	ND	ND	#VALUE!	#VALUE!
4-Amino-2,6-Dinitrotoluene	ND	ND	#VALUE!	#VALUE!
2-Amino-4,6-Dinitrotoluene	ND	ND	#VALUE!	#VALUE!
2,6-Dinitrotoluene	ND	ND	#VALUE!	#VALUE!
2,4-Dinitrotoluene	132	132	0	
2-Nitrotoluene	737	793	7.320261438	
4-Nitrotoluene	1700	1720	1.169590643	
3-Nitrotoluene	115	111	3.539823009	

Longhorn

Analyte	Sample Number M1C0514-02 3/12/2021 HPLC5	Prep Batch B1C0704 3/15/2021 HPLC6	Units ug/kg %RPD	Q
1,3-Dinitrobenzene	ND	ND	#VALUE!	#VALUE!
2,4,6-Trinitrotoluene	ND	ND	#VALUE!	#VALUE!
4-Amino-2,6-Dinitrotoluene	ND	ND	#VALUE!	#VALUE!
2-Amino-4,6-Dinitrotoluene	ND	ND	#VALUE!	#VALUE!
2,6-Dinitrotoluene	ND	ND	#VALUE!	#VALUE!
2,4-Dinitrotoluene	201	200	0.498753117	
2-Nitrotoluene	ND	ND	#VALUE!	#VALUE!
4-Nitrotoluene	ND	ND	#VALUE!	#VALUE!
3-Nitrotoluene	ND	ND	#VALUE!	#VALUE!

Analyte	Sample Number M1C0514-04 3/12/2021 HPLC5	Prep Batch B1C0704 3/15/2021 HPLC6	Units ug/kg %RPD	Q
1,3-Dinitrobenzene	ND	ND	#VALUE!	#VALUE!
2,4,6-Trinitrotoluene	ND	ND	#VALUE!	#VALUE!
4-Amino-2,6-Dinitrotoluene	ND	ND	#VALUE!	#VALUE!
2-Amino-4,6-Dinitrotoluene	ND	ND	#VALUE!	#VALUE!
2,6-Dinitrotoluene	ND	ND	#VALUE!	#VALUE!
2,4-Dinitrotoluene	300	302	0.664451827	
2-Nitrotoluene	127	149	15.94202899	
4-Nitrotoluene	143	157	9.333333333	
3-Nitrotoluene	ND	ND	#VALUE!	#VALUE!

Analyte	Sample Number M1C0514-08 3/12/2021 HPLC5	Prep Batch B1C0704 3/15/2021 HPLC6	Units ug/kg %RPD	Q
1,3-Dinitrobenzene	ND	ND	#VALUE!	#VALUE!
2,4,6-Trinitrotoluene	ND	ND	#VALUE!	#VALUE!
4-Amino-2,6-Dinitrotoluene	ND	ND	#VALUE!	#VALUE!
2-Amino-4,6-Dinitrotoluene	ND	ND	#VALUE!	#VALUE!
2,6-Dinitrotoluene	1130	1460	25.48262548	
2,4-Dinitrotoluene	5780	5740	0.694444444	
2-Nitrotoluene	1350	1380	2.197802198	
4-Nitrotoluene	3460	3430	0.870827286	
3-Nitrotoluene	268	224	17.88617886	

Longhorn

Analyte	Sample Number M1C0514-16 3/12/2021 HPLC5	Prep Batch B1C0704 3/15/2021 HPLC6	Units ug/kg %RPD	Q
1,3-Dinitrobenzene	ND	ND	#VALUE!	#VALUE!
2,4,6-Trinitrotoluene	ND	ND	#VALUE!	#VALUE!
4-Amino-2,6-Dinitrotoluene	ND	ND	#VALUE!	#VALUE!
2-Amino-4,6-Dinitrotoluene	ND	ND	#VALUE!	#VALUE!
2,6-Dinitrotoluene	ND	ND	#VALUE!	#VALUE!
2,4-Dinitrotoluene	ND	ND	#VALUE!	#VALUE!
2-Nitrotoluene	283	298	5.163511188	
4-Nitrotoluene	937	927	1.072961373	
3-Nitrotoluene	ND	ND	#VALUE!	#VALUE!

Analyte	Sample Number M1C0514-17 3/12/2021 HPLC5	Prep Batch B1C0704 3/15/2021 HPLC6	Units ug/kg %RPD	Q
1,3-Dinitrobenzene	ND	ND	#VALUE!	#VALUE!
2,4,6-Trinitrotoluene	ND	ND	#VALUE!	#VALUE!
4-Amino-2,6-Dinitrotoluene	ND	ND	#VALUE!	#VALUE!
2-Amino-4,6-Dinitrotoluene	ND	ND	#VALUE!	#VALUE!
2,6-Dinitrotoluene	ND	ND	#VALUE!	#VALUE!
2,4-Dinitrotoluene	258	266	3.053435115	
2-Nitrotoluene	ND	ND	#VALUE!	#VALUE!
4-Nitrotoluene	ND	ND	#VALUE!	#VALUE!
3-Nitrotoluene	ND	ND	#VALUE!	#VALUE!

Analyte	Sample Number M1C0514-18 3/12/2021 HPLC5	Prep Batch B1C0704 3/15/2021 HPLC6	Units ug/kg %RPD	Q
1,3-Dinitrobenzene	ND	ND	#VALUE!	#VALUE!
2,4,6-Trinitrotoluene	ND	ND	#VALUE!	#VALUE!
4-Amino-2,6-Dinitrotoluene	ND	ND	#VALUE!	#VALUE!
2-Amino-4,6-Dinitrotoluene	ND	ND	#VALUE!	#VALUE!
2,6-Dinitrotoluene	ND	ND	#VALUE!	#VALUE!
2,4-Dinitrotoluene	273	276	1.092896175	
2-Nitrotoluene	ND	ND	#VALUE!	#VALUE!
4-Nitrotoluene	ND	ND	#VALUE!	#VALUE!
3-Nitrotoluene	ND	ND	#VALUE!	#VALUE!

Longhorn

Analyte	Sample Number M1C0514-21 3/12/2021 HPLC5	Prep Batch B1C0710 3/15/2021 HPLC6	Units ug/kg %RPD	Q
1,3-Dinitrobenzene	ND	ND	#VALUE!	#VALUE!
2,4,6-Trinitrotoluene	ND	ND	#VALUE!	#VALUE!
4-Amino-2,6-Dinitrotoluene	ND	ND	#VALUE!	#VALUE!
2-Amino-4,6-Dinitrotoluene	ND	ND	#VALUE!	#VALUE!
2,6-Dinitrotoluene	ND	ND	#VALUE!	#VALUE!
2,4-Dinitrotoluene	132	132	0	
2-Nitrotoluene	737	793	7.320261438	
4-Nitrotoluene	1700	1720	1.169590643	
3-Nitrotoluene	115	111	3.539823009	

Analyte	Sample Number M1C0514-22 3/12/2021 HPLC5	Prep Batch B1C0710 3/15/2021 HPLC6	Units ug/kg %RPD	Q
1,3-Dinitrobenzene	ND	ND	#VALUE!	#VALUE!
2,4,6-Trinitrotoluene	ND	ND	#VALUE!	#VALUE!
4-Amino-2,6-Dinitrotoluene	ND	ND	#VALUE!	#VALUE!
2-Amino-4,6-Dinitrotoluene	ND	ND	#VALUE!	#VALUE!
2,6-Dinitrotoluene	ND	ND	#VALUE!	#VALUE!
2,4-Dinitrotoluene	ND	ND	#VALUE!	#VALUE!
2-Nitrotoluene	725	752	3.65605958	
4-Nitrotoluene	1710	1650	3.571428571	
3-Nitrotoluene	115	105	9.090909091	

Analyte	Sample Number M1C0514-23 3/12/2021 HPLC5	Prep Batch B1C0710 3/15/2021 HPLC6	Units ug/kg %RPD	Q
1,3-Dinitrobenzene	ND	ND	#VALUE!	#VALUE!
2,4,6-Trinitrotoluene	1040	987	5.229403059	
4-Amino-2,6-Dinitrotoluene	418	475	12.76595745	
2-Amino-4,6-Dinitrotoluene	156	241	42.82115869	P
2,6-Dinitrotoluene	99.6	203	68.34104428	P
2,4-Dinitrotoluene	647	691	6.576980568	
2-Nitrotoluene	ND	ND	#VALUE!	#VALUE!
4-Nitrotoluene	ND	ND	#VALUE!	#VALUE!
3-Nitrotoluene	ND	ND	#VALUE!	#VALUE!

Longhorn

Analyte	Sample Number M1C0514-25 3/12/2021 HPLC5	Prep Batch B1C0710 3/15/2021 HPLC6	Units ug/kg %RPD	Q
1,3-Dinitrobenzene	ND	ND	#VALUE!	#VALUE!
2,4,6-Trinitrotoluene	ND	ND	#VALUE!	#VALUE!
4-Amino-2,6-Dinitrotoluene	ND	ND	#VALUE!	#VALUE!
2-Amino-4,6-Dinitrotoluene	ND	ND	#VALUE!	#VALUE!
2,6-Dinitrotoluene	ND	ND	#VALUE!	#VALUE!
2,4-Dinitrotoluene	548	572	4.285714286	
2-Nitrotoluene	458	480	4.690831557	
4-Nitrotoluene	330	325	1.526717557	
3-Nitrotoluene	ND	ND	#VALUE!	#VALUE!

Analyte	Sample Number M1C0514-26 3/12/2021 HPLC5	Prep Batch B1C0710 3/15/2021 HPLC6	Units ug/kg %RPD	Q
1,3-Dinitrobenzene	ND	ND	#VALUE!	#VALUE!
2,4,6-Trinitrotoluene	ND	ND	#VALUE!	#VALUE!
4-Amino-2,6-Dinitrotoluene	ND	ND	#VALUE!	#VALUE!
2-Amino-4,6-Dinitrotoluene	ND	ND	#VALUE!	#VALUE!
2,6-Dinitrotoluene	683	807	16.6442953	
2,4-Dinitrotoluene	763	763	0	
2-Nitrotoluene	2340	2370	1.27388535	
4-Nitrotoluene	3400	3310	2.682563338	
3-Nitrotoluene	327	284	14.07528642	

Analyte	Sample Number M1C0514-27 3/12/2021 HPLC5	Prep Batch B1C0710 3/15/2021 HPLC6	Units ug/kg %RPD	Q
1,3-Dinitrobenzene	ND	ND	#VALUE!	#VALUE!
2,4,6-Trinitrotoluene	ND	ND	#VALUE!	#VALUE!
4-Amino-2,6-Dinitrotoluene	ND	ND	#VALUE!	#VALUE!
2-Amino-4,6-Dinitrotoluene	ND	ND	#VALUE!	#VALUE!
2,6-Dinitrotoluene	ND	ND	#VALUE!	#VALUE!
2,4-Dinitrotoluene	581	642	9.975470155	
2-Nitrotoluene	ND	ND	#VALUE!	#VALUE!
4-Nitrotoluene	ND	ND	#VALUE!	#VALUE!
3-Nitrotoluene	ND	ND	#VALUE!	#VALUE!

Longhorn

Analyte	Sample Number M1C0514-28 3/12/2021 HPLC5	Prep Batch B1C0710 3/15/2021 HPLC6	Units ug/kg %RPD	Q
1,3-Dinitrobenzene	ND	ND	#VALUE!	#VALUE!
2,4,6-Trinitrotoluene	296	270	9.187279152	
4-Amino-2,6-Dinitrotoluene	ND	ND	#VALUE!	#VALUE!
2-Amino-4,6-Dinitrotoluene	ND	ND	#VALUE!	#VALUE!
2,6-Dinitrotoluene	ND	ND	#VALUE!	#VALUE!
2,4-Dinitrotoluene	746	745	0.134138162	
2-Nitrotoluene	ND	ND	#VALUE!	#VALUE!
4-Nitrotoluene	ND	ND	#VALUE!	#VALUE!
3-Nitrotoluene	ND	ND	#VALUE!	#VALUE!

Analyte	Sample Number M1C0514-29 3/12/2021 HPLC5	Prep Batch B1C0710 3/15/2021 HPLC6	Units ug/kg %RPD	Q
1,3-Dinitrobenzene	ND	ND	#VALUE!	#VALUE!
2,4,6-Trinitrotoluene	ND	ND	#VALUE!	#VALUE!
4-Amino-2,6-Dinitrotoluene	ND	ND	#VALUE!	#VALUE!
2-Amino-4,6-Dinitrotoluene	ND	ND	#VALUE!	#VALUE!
2,6-Dinitrotoluene	450	544	18.91348089	
2,4-Dinitrotoluene	2120	2100	0.947867299	
2-Nitrotoluene	310	328	5.642633229	
4-Nitrotoluene	256	247	3.578528827	
3-Nitrotoluene	ND	ND	#VALUE!	#VALUE!

Analyte	Sample Number M1C0514-30 3/12/2021 HPLC5	Prep Batch B1C0710 3/15/2021 HPLC6	Units ug/kg %RPD	Q
1,3-Dinitrobenzene	ND	ND	#VALUE!	#VALUE!
2,4,6-Trinitrotoluene	ND	ND	#VALUE!	#VALUE!
4-Amino-2,6-Dinitrotoluene	ND	ND	#VALUE!	#VALUE!
2-Amino-4,6-Dinitrotoluene	ND	ND	#VALUE!	#VALUE!
2,6-Dinitrotoluene	135	149	9.85915493	
2,4-Dinitrotoluene	571	570	0.175284838	
2-Nitrotoluene	155	178	13.81381381	
4-Nitrotoluene	218	219	0.457665904	
3-Nitrotoluene	ND	ND	#VALUE!	#VALUE!

Longhorn

Analyte	Sample Number M1C0514-31 3/12/2021 HPLC5	Prep Batch B1C0710 3/15/2021 HPLC6	Units ug/kg %RPD	Q
1,3-Dinitrobenzene	ND	ND	#VALUE!	#VALUE!
2,4,6-Trinitrotoluene	ND	ND	#VALUE!	#VALUE!
4-Amino-2,6-Dinitrotoluene	ND	ND	#VALUE!	#VALUE!
2-Amino-4,6-Dinitrotoluene	ND	ND	#VALUE!	#VALUE!
2,6-Dinitrotoluene	ND	ND	#VALUE!	#VALUE!
2,4-Dinitrotoluene	418	421	0.715137068	
2-Nitrotoluene	ND	ND	#VALUE!	#VALUE!
4-Nitrotoluene	ND	ND	#VALUE!	#VALUE!
3-Nitrotoluene	ND	ND	#VALUE!	#VALUE!

Analyte	Sample Number M1C0514-32 3/12/2021 HPLC5	Prep Batch B1C0710 3/15/2021 HPLC6	Units ug/kg %RPD	Q
1,3-Dinitrobenzene	ND	ND	#VALUE!	#VALUE!
2,4,6-Trinitrotoluene	ND	ND	#VALUE!	#VALUE!
4-Amino-2,6-Dinitrotoluene	ND	ND	#VALUE!	#VALUE!
2-Amino-4,6-Dinitrotoluene	ND	ND	#VALUE!	#VALUE!
2,6-Dinitrotoluene	ND	ND	#VALUE!	#VALUE!
2,4-Dinitrotoluene	430	442	2.752293578	
2-Nitrotoluene	ND	ND	#VALUE!	#VALUE!
4-Nitrotoluene	ND	ND	#VALUE!	#VALUE!
3-Nitrotoluene	ND	ND	#VALUE!	#VALUE!

Analyte	Sample Number M1C0514-33 3/12/2021 HPLC5	Prep Batch B1C0710 3/15/2021 HPLC6	Units ug/kg %RPD	Q
1,3-Dinitrobenzene	ND	ND	#VALUE!	#VALUE!
2,4,6-Trinitrotoluene	132	122	7.874015748	
4-Amino-2,6-Dinitrotoluene	ND	ND	#VALUE!	#VALUE!
2-Amino-4,6-Dinitrotoluene	ND	ND	#VALUE!	#VALUE!
2,6-Dinitrotoluene	ND	ND	#VALUE!	#VALUE!
2,4-Dinitrotoluene	545	546	0.183318057	
2-Nitrotoluene	ND	ND	#VALUE!	#VALUE!
4-Nitrotoluene	ND	ND	#VALUE!	#VALUE!
3-Nitrotoluene	ND	ND	#VALUE!	#VALUE!

Longhorn

Analyte	Sample Number M1C0514-34 3/12/2021 HPLC5	Prep Batch B1C0710 3/15/2021 HPLC6	Units ug/kg %RPD	Q
1,3-Dinitrobenzene	ND	ND	#VALUE!	#VALUE!
2,4,6-Trinitrotoluene	ND	ND	#VALUE!	#VALUE!
4-Amino-2,6-Dinitrotoluene	ND	ND	#VALUE!	#VALUE!
2-Amino-4,6-Dinitrotoluene	ND	ND	#VALUE!	#VALUE!
2,6-Dinitrotoluene	ND	ND	#VALUE!	#VALUE!
2,4-Dinitrotoluene	609	621	1.951219512	
2-Nitrotoluene	ND	ND	#VALUE!	#VALUE!
4-Nitrotoluene	ND	ND	#VALUE!	#VALUE!
3-Nitrotoluene	ND	ND	#VALUE!	#VALUE!

Analyte	Sample Number M1C0514-35 3/12/2021 HPLC5	Prep Batch B1C0710 3/15/2021 HPLC6	Units ug/kg %RPD	Q
1,3-Dinitrobenzene	ND	ND	#VALUE!	#VALUE!
2,4,6-Trinitrotoluene	ND	ND	#VALUE!	#VALUE!
4-Amino-2,6-Dinitrotoluene	ND	ND	#VALUE!	#VALUE!
2-Amino-4,6-Dinitrotoluene	112	124	10.16949153	
2,6-Dinitrotoluene	318	399	22.59414226	
2,4-Dinitrotoluene	4780	4780	0	
2-Nitrotoluene	359	379	5.420054201	
4-Nitrotoluene	692	782	12.21166893	
3-Nitrotoluene	ND	ND	#VALUE!	#VALUE!

Analyte	Sample Number M1C0514-37 3/12/2021 HPLC5	Prep Batch B1C0710 3/15/2021 HPLC6	Units ug/kg %RPD	Q
1,3-Dinitrobenzene	ND	ND	#VALUE!	#VALUE!
2,4,6-Trinitrotoluene	5130	4460	13.97288843	
4-Amino-2,6-Dinitrotoluene	ND	ND	#VALUE!	#VALUE!
2-Amino-4,6-Dinitrotoluene	ND	ND	#VALUE!	#VALUE!
2,6-Dinitrotoluene	21300	20800	2.375296912	
2,4-Dinitrotoluene	1450	1560	7.3089701	
2-Nitrotoluene	ND	ND	#VALUE!	#VALUE!
4-Nitrotoluene	ND	ND	#VALUE!	#VALUE!
3-Nitrotoluene	ND	ND	#VALUE!	#VALUE!

Longhorn

Analyte	Sample Number M1C0514-38 3/12/2021 HPLC5	Prep Batch B1C0710 3/15/2021 HPLC6	Units ug/kg %RPD	Q
1,3-Dinitrobenzene	530	555	4.608294931	
2,4,6-Trinitrotoluene	23200	20500	12.35697941	
4-Amino-2,6-Dinitrotoluene	ND	ND	#VALUE!	#VALUE!
2-Amino-4,6-Dinitrotoluene	ND	ND	#VALUE!	#VALUE!
2,6-Dinitrotoluene	108000	134000	21.48760331	
2,4-Dinitrotoluene	212000	207000	2.386634845	
2-Nitrotoluene	2170	6490	99.76905312	P
4-Nitrotoluene	3480	4070	15.62913907	
3-Nitrotoluene	387	519	29.13907285	

Analyte	Sample Number M1C0514-39 3/12/2021 HPLC5	Prep Batch B1C0710 3/15/2021 HPLC6	Units ug/kg %RPD	Q
1,3-Dinitrobenzene	ND	ND	#VALUE!	#VALUE!
2,4,6-Trinitrotoluene	2720	2420	11.67315175	
4-Amino-2,6-Dinitrotoluene	ND	ND	#VALUE!	#VALUE!
2-Amino-4,6-Dinitrotoluene	ND	ND	#VALUE!	#VALUE!
2,6-Dinitrotoluene	58300	56000	4.024496938	
2,4-Dinitrotoluene	6700	7860	15.93406593	
2-Nitrotoluene	ND	ND	#VALUE!	#VALUE!
4-Nitrotoluene	572	483	16.87203791	
3-Nitrotoluene	ND	ND	#VALUE!	#VALUE!

A-Zone

Analyte	M1C1526-01 03/31/21 HPLC5	B1C1211 04/02/21 HPLC6	ug/L %RPD	Q
1,3,5-Trinitrobenzene	1.62	1.58	2.5	
1,3-Dinitrobenzene	ND	ND	#VALUE!	#VALUE!
2,4,6-Trinitrotoluene	ND	ND	#VALUE!	#VALUE!
4-Amino-2,6-Dinitrotoluene	ND	ND	#VALUE!	#VALUE!
2-Amino-4,6-Dinitrotoluene	ND	ND	#VALUE!	#VALUE!
2,6-Dinitrotoluene	ND	ND	#VALUE!	#VALUE!
2,4-Dinitrotoluene	ND	ND	#VALUE!	#VALUE!

MICROBAC

Laboratory Report Number: M1C0514

Client Project ID: Longhorn

BATCH LOG SUMMARY
SECTION A1

Batch: B1C0516
Matrix: Aqueous
Method: EPA 8330B
SOP: EXTNT01

Prepared: 3/9/2021 1:23:00PM
Prepared By: JDH

Laboratory ID	Client / Source ID	Initial	Final	pH					Spike(s)
B1C0516-BLK1		1000 mL	10.0 mL						
B1C0516-BS1		1000 mL	10.0 mL						1001023 500µL
B1C0516-BSD1		1000 mL	10.0 mL						1001023 500µL
M1C0514-71	EB-01	980 mL	10.0 mL						
M1C0514-72	EB-02	1000 mL	10.0 mL						
B1C0516-BLK2		1000 mL	10.0 mL						
B1C0516-BS2		1000 mL	10.0 mL						1001023 500µL
B1C0516-BSD2		1000 mL	10.0 mL						1001023 500µL

Standards used in the batch:

Standard ID	Description	Date Prepared	Prepared By
1001023	8330 SPK	2/14/2021 1:11:30PM	Justin Hesson

Surrogates used in the batch: **Surrogate Spiked 1:** 500.00 µL

Surrogate ID	Description	Prepared	Prepared By
0012835	8330 Surrogate	12/23/2020 11:51:00AM	Justin Hesson

MICROBAC

Laboratory Report Number: M1C0514

Client Project ID: Longhorn

BATCH LOG SUMMARY
SECTION A1

Batch: B1C0704
Matrix: Solid
Method: EPA 8330B
SOP: EXTNT02

Prepared: 3/11/2021 5:55:00PM
Prepared By: CPD

Laboratory ID	Client / Source ID	Initial	Final						Spike(s)
B1C0704-BLK1		10.0 g	40.0 mL						
B1C0704-BLK2		10.0 g	40.0 mL						
B1C0704-BS1		10.0 g	40.0 mL						1002200 1000µL
B1C0704-SRM1		9.92 g	40.0 mL						0011330 9920µL
M1C0514-01	29SB125 (3-4)	9.98 g	40.0 mL						
B1C0704-DUP1	M1C0514-01	10.3 g	40.0 mL						
B1C0704-DUP2	M1C0514-01	10.2 g	40.0 mL						
M1C0514-02	259SB125 (6-7)	9.80 g	40.0 mL						
M1C0514-03	29SB125 (11-12)	9.97 g	40.0 mL						
M1C0514-04	29SB125 (15-16)	9.61 g	40.0 mL						
M1C0514-05	29SB124 (3-4)	10.3 g	40.0 mL						
M1C0514-06	29SB124 (7-8)	10.2 g	40.0 mL						
M1C0514-07	29SB124 (11-12)	9.62 g	40.0 mL						
M1C0514-08	29SB124 (15-16)	9.87 g	40.0 mL						
M1C0514-09	29SB123 (2-3)	10.4 g	40.0 mL						
M1C0514-10	29SB123 (7-8)	9.91 g	40.0 mL						
M1C0514-11	29SB123 (11-12)	10.3 g	40.0 mL						
M1C0514-12	29SB123 (15-16)	9.95 g	40.0 mL						
M1C0514-13	29SB121 (3-4)	9.81 g	40.0 mL						
M1C0514-14	29SB121 (7-8)	10.1 g	40.0 mL						
M1C0514-15	29SB121 (11-12)	10.4 g	40.0 mL						
M1C0514-16	29SB121 (15-16)	9.84 g	40.0 mL						
M1C0514-17	29SB118 (3-4)	10.2 g	40.0 mL						
M1C0514-18	DUP-01	10.3 g	40.0 mL						
M1C0514-19	29SB118 (7-8)	9.88 g	40.0 mL						
B1C0704-MS1	M1C0514-19	10.1 g	40.0 mL						1002200 1000µL
B1C0704-MSD1	M1C0514-19	10.1 g	40.0 mL						1002200 1000µL
M1C0514-20	29SB118 (11-12)	9.86 g	40.0 mL						
B1C0704-BLK3		10.0 g	40.0 mL						
B1C0704-BLK4		10.0 g	40.0 mL						
B1C0704-BS2		10.0 g	40.0 mL						1002200 1000µL
B1C0704-SRM2		9.92 g	40.0 mL						0011330 9920µL
M1C0514-02RE1	259SB125 (6-7)	9.80 g	40.0 mL						
M1C0514-04RE1	29SB125 (15-16)	9.61 g	40.0 mL						

MICROBAC

Laboratory Report Number: M1C0514

Client Project ID: Longhorn

BATCH LOG SUMMARY
SECTION A1

M1C0514-08RE1	29SB124 (15-16)	9.87 g	40.0 mL						
M1C0514-16RE1	29SB121 (15-16)	9.84 g	40.0 mL						
M1C0514-17RE1	29SB118 (3-4)	10.2 g	40.0 mL						
M1C0514-18RE1	DUP-01	10.3 g	40.0 mL						

Standards used in the batch:

Standard ID	Description	Date Prepared	Prepared By
0011330	DOD 8330 SRM	10/20/2020 2:22:14PM	Chris Hill
1002200	8330 SPK	3/11/2021 4:17:30PM	Justin Hesson

Reagents used in the batch:

Reagent ID	Description	Prepared	Prepared By
0004314	Acetonitrile	4/20/2020 9:01:39AM	** Vendor **
1000054	HPLC Water	1/5/2021 10:47:23AM	** Vendor **
9001860	8330 BlankSoil	4/1/2019 11:05:57AM	Justin Hesson

Surrogates used in the batch: **Surrogate Spiked 1:** 1,000.00 µL

Surrogate ID	Description	Prepared	Prepared By
0012835	8330 Surrogate	12/23/2020 11:51:00AM	Justin Hesson

MICROBAC

Laboratory Report Number: M1C0514

Client Project ID: Longhorn

BATCH LOG SUMMARY
SECTION A1

Batch: B1C0710
Matrix: Solid
Method: EPA 8330B
SOP: EXTNT02

Prepared: 3/11/2021 5:50:00PM
Prepared By: CPD

Laboratory ID	Client / Source ID	Initial	Final						Spike(s)
B1C0710-BLK1		10.0 g	40.0 mL						
B1C0710-BLK2		10.0 g	40.0 mL						
B1C0710-BS1		10.0 g	40.0 mL						1002200 1000µL
B1C0710-SRM1		10.0 g	40.0 mL						0011330 10030µL
M1C0514-21	29SB118 (15-16)	10.0 g	40.0 mL						
B1C0710-DUP1	M1C0514-21	10.2 g	40.0 mL						
B1C0710-DUP2	M1C0514-21	10.1 g	40.0 mL						
M1C0514-22	DUP-02	9.78 g	40.0 mL						
M1C0514-23	29SB119 (3-4)	10.1 g	40.0 mL						
M1C0514-24	29SB119 (7-8)	9.96 g	40.0 mL						
M1C0514-25	29SB119 (11-12)	9.77 g	40.0 mL						
M1C0514-26	29SB119 (15-16)	10.2 g	40.0 mL						
M1C0514-27	29SB120 (3-4)	10.2 g	40.0 mL						
M1C0514-28	29SB120 (7-8)	9.97 g	40.0 mL						
M1C0514-29	29SB120 (11-12)	10.3 g	40.0 mL						
M1C0514-30	29SB120 (15-16)	9.64 g	40.0 mL						
B1C0710-MS1	M1C0514-30	9.69 g	40.0 mL						1002200 1000µL
B1C0710-MSD1	M1C0514-30	9.76 g	40.0 mL						1002200 1000µL
M1C0514-31	29SB122 (3-4)	10.0 g	40.0 mL						
M1C0514-32	29SB122 (7-8)	10.2 g	40.0 mL						
M1C0514-33	DUP-03	10.1 g	40.0 mL						
M1C0514-34	29SB122 (11-12)	9.71 g	40.0 mL						
M1C0514-35	29SB122 (15-16)	10.1 g	40.0 mL						
M1C0514-36	29SB129 (1-2)	9.77 g	40.0 mL						
M1C0514-37	29SB129 (3-4)	10.5 g	40.0 mL						
M1C0514-38	29SB129 (5-6)	9.76 g	40.0 mL						
M1C0514-39	29SB129 (7-8)	10.3 g	40.0 mL						
M1C0514-37RE1	29SB129 (3-4)	10.5 g	40.0 mL						
M1C0514-38RE1	29SB129 (5-6)	9.76 g	40.0 mL						
M1C0514-38RE2	29SB129 (5-6)	9.76 g	40.0 mL						
M1C0514-39RE1	29SB129 (7-8)	10.3 g	40.0 mL						
B1C0710-BLK3		10.0 g	40.0 mL						
B1C0710-BLK4		10.0 g	40.0 mL						
B1C0710-BS2		10.0 g	40.0 mL						1002200 1000µL

MICROBAC

Laboratory Report Number: M1C0514

Client Project ID: Longhorn

BATCH LOG SUMMARY
SECTION A1

B1C0710-SRM2		10.0 g	40.0 mL						0011330 10030µL
M1C0514-21RE1	29SB118 (15-16)	10.0 g	40.0 mL						
B1C0710-DUP3	M1C0514-21RE1	10.2 g	40.0 mL						
B1C0710-DUP4	M1C0514-21RE1	10.1 g	40.0 mL						
M1C0514-22RE1	DUP-02	9.78 g	40.0 mL						
M1C0514-23RE1	29SB119 (3-4)	10.1 g	40.0 mL						
M1C0514-25RE1	29SB119 (11-12)	9.77 g	40.0 mL						
M1C0514-26RE1	29SB119 (15-16)	10.2 g	40.0 mL						
M1C0514-27RE1	29SB120 (3-4)	10.2 g	40.0 mL						
M1C0514-28RE1	29SB120 (7-8)	9.97 g	40.0 mL						
M1C0514-29RE1	29SB120 (11-12)	10.3 g	40.0 mL						
M1C0514-30RE1	29SB120 (15-16)	9.64 g	40.0 mL						
B1C0710-MS2	M1C0514-30RE1	9.69 g	40.0 mL						1002200 1000µL
B1C0710-MSD2	M1C0514-30RE1	9.76 g	40.0 mL						1002200 1000µL
M1C0514-31RE1	29SB122 (3-4)	10.0 g	40.0 mL						
M1C0514-32RE1	29SB122 (7-8)	10.2 g	40.0 mL						
M1C0514-33RE1	DUP-03	10.1 g	40.0 mL						
M1C0514-34RE1	29SB122 (11-12)	9.71 g	40.0 mL						
M1C0514-35RE1	29SB122 (15-16)	10.1 g	40.0 mL						
M1C0514-37RE2	29SB129 (3-4)	10.5 g	40.0 mL						
M1C0514-37RE3	29SB129 (3-4)	10.5 g	40.0 mL						
M1C0514-38RE3	29SB129 (5-6)	9.76 g	40.0 mL						
M1C0514-38RE4	29SB129 (5-6)	9.76 g	40.0 mL						
M1C0514-38RE5	29SB129 (5-6)	9.76 g	40.0 mL						
M1C0514-39RE2	29SB129 (7-8)	10.3 g	40.0 mL						
M1C0514-39RE3	29SB129 (7-8)	10.3 g	40.0 mL						

Standards used in the batch:

Standard ID	Description	Date Prepared	Prepared By
0011330	DOD 8330 SRM	10/20/2020 2:22:14PM	Chris Hill
1002200	8330 SPK	3/11/2021 4:17:30PM	Justin Hesson

Reagents used in the batch:

Reagent ID	Description	Prepared	Prepared By
0004314	Acetonitrile	4/20/2020 9:01:39AM	** Vendor **
1000054	HPLC Water	1/5/2021 10:47:23AM	** Vendor **
9001860	8330 BlankSoil	4/1/2019 11:05:57AM	Justin Hesson

Surrogate Spiked 1: 1,000.00 µL

MICROBAC

Laboratory Report Number: M1C0514

Client Project ID: Longhorn

BATCH LOG SUMMARY
SECTION A1

Surrogates used in the batch:

Surrogate ID	Description	Prepared	Prepared By
0012835	8330 Surrogate	12/23/2020 11:51:00AM	Justin Hesson

MICROBAC

Laboratory Report Number: M1C0514

Client Project ID: Longhorn

BATCH LOG SUMMARY
SECTION A1

Batch: B1C0802
Matrix: Solid
Method: EPA 8330B
SOP: EXTNT02

Prepared: 3/13/2021 1:00:00PM
Prepared By: JDH

Laboratory ID	Client / Source ID	Initial	Final						Spike(s)
B1C0802-BLK1		10.0 g	40.0 mL						
B1C0802-BLK2		10.0 g	40.0 mL						
B1C0802-BS1		10.0 g	40.0 mL						1002200 1000µL
B1C0802-SRM1		10.1 g	40.0 mL						0011330 10130µL
B1C0802-DUP1	M1C0514-40	9.52 g	40.0 mL						
B1C0802-DUP2	M1C0514-40	10.2 g	40.0 mL						
B1C0802-MS1	M1C0514-44	10.4 g	40.0 mL						1002200 1000µL
B1C0802-MSD1	M1C0514-44	9.76 g	40.0 mL						1002200 1000µL

Standards used in the batch:

Standard ID	Description	Date Prepared	Prepared By
0011330	DOD 8330 SRM	10/20/2020 2:22:14PM	Chris Hill
1002200	8330 SPK	3/11/2021 4:17:30PM	Justin Hesson

Reagents used in the batch:

Reagent ID	Description	Prepared	Prepared By
0004314	Acetonitrile	4/20/2020 9:01:39AM	** Vendor **
1000054	HPLC Water	1/5/2021 10:47:23AM	** Vendor **
9001860	8330 BlankSoil	4/1/2019 11:05:57AM	Justin Hesson

Surrogates used in the batch: **Surrogate Spiked 1:** 1,000.00 µL

Surrogate ID	Description	Prepared	Prepared By
0012835	8330 Surrogate	12/23/2020 11:51:00AM	Justin Hesson

MICROBAC

Laboratory Report Number: M1C0514

Client Project ID: Longhorn

BATCH LOG SUMMARY
SECTION A1

Batch: B1C0835
Matrix: Solid
Method: EPA 8330B
SOP: EXTNT02

Prepared: 3/15/2021 4:30:00PM
Prepared By: CPD

Laboratory ID	Client / Source ID	Initial	Final						Spike(s)
B1C0835-BLK1		10.0 g	40.0 mL						
B1C0835-BLK2		10.0 g	40.0 mL						
B1C0835-BS1		10.0 g	40.0 mL						1002200 1000µL
B1C0835-SRM1		10.0 g	40.0 mL						0011330 10030µL
M1C0514-59	29SB131 (3-4)	9.94 g	40.0 mL						
M1C0514-60	29SB131 (5-6)	9.89 g	40.0 mL						
M1C0514-61	29SB131 (7-8)	10.1 g	40.0 mL						
B1C0835-DUP1	M1C0514-61	9.96 g	40.0 mL						
B1C0835-MSD1	M1C0514-66	10.0 g	40.0 mL						1002200 1000µL
B1C0835-MSD1	M1C0514-66	10.0 g	40.0 mL						1002200 1000µL
B1C0835-DUP2	M1C0514-61	10.2 g	40.0 mL						
M1C0514-62	29SB127 (1-2)	10.3 g	40.0 mL						
M1C0514-63	29SB127 (3-4)	10.3 g	40.0 mL						
M1C0514-64	DUP-06	10.0 g	40.0 mL						
M1C0514-65	29SB127 (5-6)	9.86 g	40.0 mL						
M1C0514-66	29SB127 (7-8)	9.65 g	40.0 mL						
B1C0835-MS1	M1C0514-66	10.2 g	40.0 mL						1002200 1000µL
M1C0514-67	29SB128 (1-2)	9.70 g	40.0 mL						
M1C0514-68	29SB128 (3-4)	9.80 g	40.0 mL						
M1C0514-69	29SB128 (5-6)	10.4 g	40.0 mL						
M1C0514-70	29SB128 (7-8)	10.0 g	40.0 mL						

Standards used in the batch:

Standard ID	Description	Date Prepared	Prepared By
0011330	DOD 8330 SRM	10/20/2020 2:22:14PM	Chris Hill
1002200	8330 SPK	3/11/2021 4:17:30PM	Justin Hesson

Reagents used in the batch:

Reagent ID	Description	Prepared	Prepared By
0004314	Acetonitrile	4/20/2020 9:01:39AM	** Vendor **
1000054	HPLC Water	1/5/2021 10:47:23AM	** Vendor **
9001860	8330 BlankSoil	4/1/2019 11:05:57AM	Justin Hesson

Surrogate Spiked 1: 1,000.00 µL

MICROBAC

Laboratory Report Number: M1C0514

Client Project ID: Longhorn

BATCH LOG SUMMARY
SECTION A1

Surrogates used in the batch:

Surrogate ID	Description	Prepared	Prepared By
1002202	8330 Surrogate	3/11/2021 4:46:09PM	Justin Hesson

MICROBAC

Laboratory Report Number: M1C0514

Client Project ID: Longhorn

BATCH LOG SUMMARY
SECTION A1

Batch: B1C1692
Matrix: Solid
Method: EPA 8330B
SOP: EXTNT02

Prepared: 3/31/2021 7:00:00PM
Prepared By: JDH

Laboratory ID	Client / Source ID	Initial	Final						Spike(s)
B1C1692-BLK1		10.0 g	40.0 mL						
B1C1692-BLK2		10.0 g	40.0 mL						
B1C1692-BS1		10.0 g	40.0 mL						1002683 1000µL
B1C1692-BSD1		10.0 g	40.0 mL						1002683 1000µL
B1C1692-SRM1		10.0 g	40.0 mL						0011330 10040µL
M1C0514-40RE1	29SB126 (1-2)	10.2 g	40.0 mL						
B1C1692-DUP1	M1C0514-40RE1	10.2 g	40.0 mL						
B1C1692-DUP2	M1C0514-40RE1	10.3 g	40.0 mL						
M1C0514-41RE1	DUP-04	9.98 g	40.0 mL						
M1C0514-42RE1	29SB126 (3-4)	9.95 g	40.0 mL						
M1C0514-43RE1	29SB126 (5-6)	9.57 g	40.0 mL						
M1C0514-44RE1	29SB126 (7-8)	9.78 g	40.0 mL						
B1C1692-MS1	M1C0514-44RE1	9.62 g	40.0 mL						1002683 1000µL
B1C1692-MSD1	M1C0514-44RE1	10.0 g	40.0 mL						1002683 1000µL
M1C0514-45RE1	29SB132 (1-2)	9.80 g	40.0 mL						
M1C0514-46RE1	29SB132 (3-4)	10.4 g	40.0 mL						
M1C0514-47RE1	29SB132 (5-6)	9.96 g	40.0 mL						
M1C0514-48RE1	29SB132 (7-8)	9.89 g	40.0 mL						
M1C0514-49RE1	29SB133 (1-2)	10.3 g	40.0 mL						
M1C0514-50RE1	29SB133 (3-4)	10.2 g	40.0 mL						
M1C0514-51RE1	29SB133 (5-6)	9.83 g	40.0 mL						
M1C0514-52RE1	29SB133 (7-8)	9.88 g	40.0 mL						
M1C0514-53RE1	29SB130 (1-2)	10.4 g	40.0 mL						
M1C0514-54RE1	29SB130 (3-4)	10.2 g	40.0 mL						
M1C0514-55RE1	DUP-05	10.4 g	40.0 mL						
M1C0514-56RE1	29SB130 (5-6)	10.0 g	40.0 mL						
M1C0514-57RE1	29SB130 (7-8)	10.2 g	40.0 mL						
M1C0514-58RE1	29SB131 (1-2)	10.2 g	40.0 mL						
B1C1692-BLK3		10.0 g	40.0 mL						
B1C1692-BLK4		10.0 g	40.0 mL						
B1C1692-BS2		10.0 g	40.0 mL						1002683 1000µL
B1C1692-BSD2		10.0 g	40.0 mL						1002683 1000µL
B1C1692-SRM2		10.0 g	40.0 mL						0011330 10040µL
M1C0514-40RE3	29SB126 (1-2)	10.2 g	40.0 mL						

MICROBAC

Laboratory Report Number: M1C0514

Client Project ID: Longhorn

BATCH LOG SUMMARY
SECTION A1

Standards used in the batch:

Standard ID	Description	Date Prepared	Prepared By
0011330	DOD 8330 SRM	10/20/2020 2:22:14PM	Chris Hill
1002683	8330 SPK	3/23/2021 9:30:11AM	Jonna Haymaker

Reagents used in the batch:

Reagent ID	Description	Prepared	Prepared By
1000054	HPLC Water	1/5/2021 10:47:23AM	** Vendor **
1000558	Acetonitrile	7/1/2020 12:58:01PM	** Vendor **
9001860	8330 BlankSoil	4/1/2019 11:05:57AM	Justin Hesson

Surrogates used in the batch: **Surrogate Spiked 1:** 1,000.00 µL

Surrogate ID	Description	Prepared	Prepared By
1002428	8330 Surrogate	3/19/2021 3:21:57PM	Justin Hesson

MICROBAC

Laboratory Report Number: M1C0514

Client Project ID: Longhorn

BATCH LOG SUMMARY
SECTION A1

Batch: B1D0537
Matrix: Solid
Method: EPA 8330B
SOP: EXTNT02

Prepared: 4/9/2021 2:23:00PM
Prepared By: JDH

Laboratory ID	Client / Source ID	Initial	Final						Spike(s)
B1D0537-BLK1		10.0 g	40.0 mL						
B1D0537-BLK2		10.0 g	40.0 mL						
B1D0537-BS1		10.0 g	40.0 mL						1002683 1000µL
B1D0537-BSD1		10.0 g	40.0 mL						1002683 1000µL
B1D0537-SRM1		9.88 g	40.0 mL						0011330 9880µL
M1C0514-60RE1	29SB131 (5-6)	9.54 g	40.0 mL						
M1C0514-61RE1	29SB131 (7-8)	10.0 g	40.0 mL						
M1C0514-62RE1	29SB127 (1-2)	10.5 g	40.0 mL						
M1C0514-64RE2	DUP-06	9.66 g	40.0 mL						
B1D0537-MS1	M1C0514-66RE1	9.91 g	40.0 mL						1002683 1000µL
M1C0514-66RE1	29SB127 (7-8)	10.3 g	40.0 mL						
M1C0514-67RE1	29SB128 (1-2)	9.92 g	40.0 mL						
B1D0537-MSD1	M1C0514-66RE1	10.4 g	40.0 mL						1002683 1000µL
M1C0514-68RE1	29SB128 (3-4)	10.2 g	40.0 mL						
M1C0514-69RE1	29SB128 (5-6)	10.1 g	40.0 mL						
M1C0514-70RE1	29SB128 (7-8)	9.55 g	40.0 mL						

Standards used in the batch:

Standard ID	Description	Date Prepared	Prepared By
0011330	DOD 8330 SRM	10/20/2020 2:22:14PM	Chris Hill
1002683	8330 SPK	3/23/2021 9:30:11AM	Jonna Haymaker

Reagents used in the batch:

Reagent ID	Description	Prepared	Prepared By
1000557	HPLC Water	7/31/2020 12:51:41PM	** Vendor **
1000558	Acetonitrile	7/1/2020 12:58:01PM	** Vendor **
9001860	8330 BlankSoil	4/1/2019 11:05:57AM	Justin Hesson

Surrogates used in the batch: **Surrogate Spiked 1:** 1,000.00 µL

Surrogate ID	Description	Prepared	Prepared By
1002202	8330 Surrogate	3/11/2021 4:46:09PM	Justin Hesson

MICROBAC®

Laboratory Report Number: M1C0514

Client Project ID: Longhorn

SEQUENCE LOG SUMMARY
SECTION A2

Sequence: S0E0403
Instrument: HPLC6
Calibration: 20E0017

Analyst 1: JWR
Method: EPA 8330B
SOP: HPLC02

#	File ID	Laboratory ID	Client ID	Analyzed	Reference	Standard
1	6L0007750.D	S0E0403-CAL1	Cal Standard	05/23/20 18:25		0005485
2	6L0007751.D	S0E0403-CAL2	Cal Standard	05/23/20 19:18		0005486
3	6L0007752.D	S0E0403-CAL3	Cal Standard	05/23/20 20:11		0005487
4	6L0007753.D	S0E0403-CAL4	Cal Standard	05/23/20 21:04		0005488
5	6L0007754.D	S0E0403-CAL5	Cal Standard	05/23/20 21:56		0005489
6	6L0007755.D	S0E0403-CAL6	Cal Standard	05/23/20 22:49		0005490
7	6L0007756.D	S0E0403-ICV1	Initial Cal Check	05/23/20 23:42		0005491
15	6L0007764.D	S0E0403-CCV1	Calibration Check	05/24/20 06:45		0005493

Sequence Standards

Standard ID	Description	Prepared	PreparedBy	Expires
0005485	8330 ICAL STD (2500ug/L)	05/22/2020	John Richards	08/22/2020
0005486	8330 ICAL STD (1000ug/L)	05/22/2020	John Richards	08/22/2020
0005487	8330 ICAL STD (500ug/L)	05/22/2020	John Richards	08/22/2020
0005488	8330 ICAL STD (100ug/L)	05/22/2020	John Richards	08/22/2020
0005489	8330 ICAL STD (50ug/L)	05/22/2020	John Richards	08/22/2020
0005490	8330 ICAL STD (25ug/L)	05/22/2020	John Richards	08/22/2020
0005491	8330 ICV (500ug/L)	05/22/2020	John Richards	08/22/2020
0005493	8330 HPLC Working CCV (500ug/L)	05/22/2020	John Richards	08/22/2020

MICROBAC®

Laboratory Report Number: M1C0514
Client Project ID: Longhorn

SEQUENCE LOG SUMMARY
SECTION A2

Sequence: S1B0260
Instrument: HPLC5
Calibration: 21B0020
Column #1 ID: Ultracarb 5u ODS
Column #2 ID: Pinnacle II C18

Analyst 1: JWR
Method: EPA 8330B
SOP: HPLC02

#	File ID	Laboratory ID	Client ID	Analyzed	Reference	Standard
1	5L027715.D	S1B0260-CAL1	Cal Standard	02/16/21 17:05		1001375
2	5L027716.D	S1B0260-CAL2	Cal Standard	02/16/21 17:28		1001376
3	5L027717.D	S1B0260-CAL3	Cal Standard	02/16/21 17:51		1001377
4	5L027718.D	S1B0260-CAL4	Cal Standard	02/16/21 18:14		1001378
5	5L027719.D	S1B0260-CAL5	Cal Standard	02/16/21 18:37		1001379
6	5L027720.D	S1B0260-CAL6	Cal Standard	02/16/21 19:01		1001380
7	5L027721.D	S1B0260-ICV1	Initial Cal Check	02/16/21 19:24		1001381

Sequence Standards

Standard ID	Description	Prepared	PreparedBy	Expires
1001375	8330 ICAL STD (2500ug/L)	02/16/2021	John Richards	05/16/2021
1001376	8330 ICAL STD (1000ug/L)	02/16/2021	John Richards	05/16/2021
1001377	8330 ICAL STD (500ug/L)	02/16/2021	John Richards	05/16/2021
1001378	8330 ICAL STD (100ug/L)	02/16/2021	John Richards	05/16/2021
1001379	8330 ICAL STD (50ug/L)	02/16/2021	John Richards	05/16/2021
1001380	8330 ICAL STD (25ug/L)	02/16/2021	John Richards	05/16/2021
1001381	8330 ICV (500ug/L)	02/16/2021	John Richards	05/16/2021

MICROBAC®

Laboratory Report Number: M1C0514

Client Project ID: Longhorn

SEQUENCE LOG SUMMARY
SECTION A2

Sequence: S1C0184
Instrument: HPLC5
Calibration: 21B0020
Column #1 ID: Ultracarb 5u ODS
Column #2 ID: Pinnacle II C18

Analyst 1: JWR
Method: EPA 8330B
SOP: HPLC02

#	File ID	Laboratory ID	Client ID	Analyzed	Reference	Standard
1	5L027793.D	S1C0184-CCV1	Calibration Check	03/09/21 16:02		1001385
2	5L027794.D	B1C0516-BLK1	Blank	03/09/21 16:53		
3	5L027795.D	B1C0516-BS1	LCS	03/09/21 17:31		
4	5L027796.D	B1C0516-BSD1	LCS Dup	03/09/21 18:10		
6	5L027798.D	M1C0514-71	EB-01	03/09/21 19:26		
7	5L027799.D	M1C0514-72	EB-02	03/09/21 20:04		
11	5L027803.D	S1C0184-CCV2	Calibration Check	03/09/21 22:37		1001385

Sequence Standards

Standard ID	Description	Prepared	PreparedBy	Expires
1001385	8330 HPLC Working CCV (500ug/L)	02/16/2021	John Richards	06/16/2021

MICROBAC®

Laboratory Report Number: M1C0514

Client Project ID: Longhorn

SEQUENCE LOG SUMMARY
SECTION A2

Sequence: S1C0199
Instrument: HPLC6
Calibration: 20E0017

Analyst 1: JWR
Method: EPA 8330B
SOP: HPLC02

#	File ID	Laboratory ID	Client ID	Analyzed	Reference	Standard
1	6L0008437.D	S1C0199-CCV1	Calibration Check	03/10/21 14:00		1001385
2	6L0008438.D	B1C0516-BLK2	Blank	03/10/21 15:44		
3	6L0008439.D	B1C0516-BS2	LCS	03/10/21 17:17		
4	6L0008440.D	B1C0516-BSD2	LCS Dup	03/10/21 18:49		
6	6L0008442.D	S1C0199-CCV2	Calibration Check	03/10/21 21:55		1001385

Sequence Standards

Standard ID	Description	Prepared	PreparedBy	Expires
1001385	8330 HPLC Working CCV (500ug/L)	02/16/2021	John Richards	06/16/2021

MICROBAC®

Laboratory Report Number: M1C0514
Client Project ID: Longhorn

SEQUENCE LOG SUMMARY
SECTION A2

Sequence: S1C0250
Instrument: HPLC5
Calibration: 21B0020
Column #1 ID: Ultracarb 5u ODS
Column #2 ID: Pinnacle II C18

Analyst 1: JWR
Method: EPA 8330B
SOP: HPLC02

#	File ID	Laboratory ID	Client ID	Analyzed	Reference	Standard
1	5L027804.D	S1C0250-CCV1	Calibration Check	03/12/21 16:46		1001385
2	5L027805.D	B1C0704-BLK1	Blank	03/12/21 17:22		
3	5L027806.D	B1C0704-BLK2	Blank	03/12/21 17:45		
4	5L027807.D	B1C0704-BS1	LCS	03/12/21 18:09		
5	5L027808.D	B1C0704-SRM1	Reference	03/12/21 18:32		
6	5L027809.D	M1C0514-01	29SB125 (3-4)	03/12/21 18:55		
7	5L027810.D	B1C0704-DUP1	29SB125 (3-4)	03/12/21 19:18	M1C0514-01	
8	5L027811.D	B1C0704-DUP2	29SB125 (3-4)	03/12/21 19:41	M1C0514-01	
9	5L027812.D	M1C0514-02	259SB125 (6-7)	03/12/21 20:05		
10	5L027813.D	M1C0514-03	29SB125 (11-12)	03/12/21 20:28		
11	5L027814.D	M1C0514-04	29SB125 (15-16)	03/12/21 20:51		
12	5L027815.D	S1C0250-CCV2	Calibration Check	03/12/21 21:14		1001385
13	5L027816.D	M1C0514-05	29SB124 (3-4)	03/12/21 21:38		
14	5L027817.D	M1C0514-06	29SB124 (7-8)	03/12/21 22:01		
15	5L027818.D	M1C0514-07	29SB124 (11-12)	03/12/21 22:24		
16	5L027819.D	M1C0514-08	29SB124 (15-16)	03/12/21 22:47		
17	5L027820.D	M1C0514-09	29SB123 (2-3)	03/12/21 23:10		
18	5L027821.D	M1C0514-10	29SB123 (7-8)	03/12/21 23:33		
19	5L027822.D	M1C0514-11	29SB123 (11-12)	03/12/21 23:57		
20	5L027823.D	M1C0514-12	29SB123 (15-16)	03/13/21 00:20		
21	5L027824.D	M1C0514-13	29SB121 (3-4)	03/13/21 00:43		
22	5L027825.D	M1C0514-14	29SB121 (7-8)	03/13/21 01:06		
23	5L027826.D	S1C0250-CCV3	Calibration Check	03/13/21 01:29		1001385
24	5L027827.D	M1C0514-15	29SB121 (11-12)	03/13/21 01:52		
25	5L027828.D	M1C0514-16	29SB121 (15-16)	03/13/21 02:16		
26	5L027829.D	M1C0514-17	29SB118 (3-4)	03/13/21 02:39		
27	5L027830.D	M1C0514-18	DUP-01	03/13/21 03:02		
28	5L027831.D	M1C0514-19	29SB118 (7-8)	03/13/21 03:25		
29	5L027832.D	B1C0704-MS1	29SB118 (7-8)	03/13/21 03:48	M1C0514-19	
30	5L027833.D	B1C0704-MSD1	29SB118 (7-8)	03/13/21 04:12	M1C0514-19	
31	5L027834.D	M1C0514-20	29SB118 (11-12)	03/13/21 04:35		
32	5L027835.D	S1C0250-CCV4	Calibration Check	03/13/21 04:58		1001385
33	5L027836.D	B1C0710-BLK1	Blank	03/13/21 05:21		

MICROBAC

Laboratory Report Number: M1C0514
Client Project ID: Longhorn

SEQUENCE LOG SUMMARY
SECTION A2

Sequence: S1C0250
Instrument: HPLC5
Calibration: 21B0020
Column #1 ID: Ultracarb 5u ODS
Column #2 ID: Pinnacle II C18

Analyst 1: JWR
Method: EPA 8330B
SOP: HPLC02

#	File ID	Laboratory ID	Client ID	Analyzed	Reference	Standard
34	5L027837.D	B1C0710-BLK2	Blank	03/13/21 05:44		
35	5L027838.D	B1C0710-BS1	LCS	03/13/21 06:08		
36	5L027839.D	B1C0710-SRM1	Reference	03/13/21 06:31		
37	5L027840.D	M1C0514-21	29SB118 (15-16)	03/13/21 06:54		
38	5L027841.D	B1C0710-DUP1	29SB118 (15-16)	03/13/21 07:17	M1C0514-21	
39	5L027842.D	B1C0710-DUP2	29SB118 (15-16)	03/13/21 07:40	M1C0514-21	
40	5L027843.D	M1C0514-22	DUP-02	03/13/21 08:04		
41	5L027844.D	M1C0514-23	29SB119 (3-4)	03/13/21 08:27		
42	5L027845.D	M1C0514-24	29SB119 (7-8)	03/13/21 08:50		
43	5L027846.D	S1C0250-CCV5	Calibration Check	03/13/21 09:13		1001385
44	5L027847.D	M1C0514-25	29SB119 (11-12)	03/13/21 09:36		
45	5L027848.D	M1C0514-26	29SB119 (15-16)	03/13/21 10:00		
46	5L027849.D	M1C0514-27	29SB120 (3-4)	03/13/21 10:23		
47	5L027850.D	M1C0514-28	29SB120 (7-8)	03/13/21 10:46		
48	5L027851.D	M1C0514-29	29SB120 (11-12)	03/13/21 11:09		
49	5L027852.D	M1C0514-30	29SB120 (15-16)	03/13/21 11:32		
50	5L027853.D	B1C0710-MS1	29SB120 (15-16)	03/13/21 11:56	M1C0514-30	
51	5L027854.D	B1C0710-MSD1	29SB120 (15-16)	03/13/21 12:19	M1C0514-30	
52	5L027855.D	M1C0514-31	29SB122 (3-4)	03/13/21 12:42		
53	5L027856.D	M1C0514-32	29SB122 (7-8)	03/13/21 13:05		
54	5L027857.D	S1C0250-CCV6	Calibration Check	03/13/21 13:28		1001385
55	5L027858.D	M1C0514-33	DUP-03	03/13/21 13:52		
56	5L027859.D	M1C0514-34	29SB122 (11-12)	03/13/21 14:15		
57	5L027860.D	M1C0514-35	29SB122 (15-16)	03/13/21 14:38		
58	5L027861.D	M1C0514-36	29SB129 (1-2)	03/13/21 15:01		
59	5L027862.D	M1C0514-37	29SB129 (3-4)	03/13/21 15:24		
60	5L027863.D	M1C0514-38	29SB129 (5-6)	03/13/21 15:48		
61	5L027864.D	M1C0514-39	29SB129 (7-8)	03/13/21 16:11		
62	5L027865.D	S1C0250-CCV7	Calibration Check	03/13/21 16:34		1001385

Sequence Standards

Standard ID	Description	Prepared	PreparedBy	Expires
1001385	8330 HPLC Working CCV (500ug/L)	02/16/2021	John Richards	06/16/2021

MICROBAC®

Laboratory Report Number: M1C0514

Client Project ID: Longhorn

SEQUENCE LOG SUMMARY
SECTION A2

MICROBAC®

Laboratory Report Number: M1C0514

Client Project ID: Longhorn

SEQUENCE LOG SUMMARY
SECTION A2

Sequence: S1C0291
Instrument: HPLC5
Calibration: 21B0020
Column #1 ID: Ultracarb 5u ODS
Column #2 ID: Pinnacle II C18

Analyst 1: JWR
Method: EPA 8330B
SOP: HPLC02

#	File ID	Laboratory ID	Client ID	Analyzed	Reference	Standard
1	5L027866.D	S1C0291-CCV1	Calibration Check	03/15/21 18:24		1001385
2	5L027867.D	M1C0514-37RE1	29SB129 (3-4)	03/15/21 18:47		
3	5L027868.D	M1C0514-38RE1	29SB129 (5-6)	03/15/21 19:10		
4	5L027869.D	M1C0514-38RE2	29SB129 (5-6)	03/15/21 19:33		
5	5L027870.D	M1C0514-39RE1	29SB129 (7-8)	03/15/21 19:56		
6	5L027871.D	S1C0291-CCV2	Calibration Check	03/15/21 20:20		1001385

Sequence Standards

Standard ID	Description	Prepared	PreparedBy	Expires
1001385	8330 HPLC Working CCV (500ug/L)	02/16/2021	John Richards	06/16/2021

MICROBAC®

Laboratory Report Number: M1C0514
Client Project ID: Longhorn

SEQUENCE LOG SUMMARY
SECTION A2

Sequence: S1C0296
Instrument: HPLC6
Calibration: 20E0017

Analyst 1: JWR
Method: EPA 8330B
SOP: HPLC02

#	File ID	Laboratory ID	Client ID	Analyzed	Reference	Standard
1	6L0008443.D	S1C0296-CCV1	Calibration Check	03/15/21 19:25		1001385
2	6L0008444.D	B1C0704-BLK3	Blank	03/15/21 20:18		
3	6L0008445.D	B1C0704-BLK4	Blank	03/15/21 21:11		
4	6L0008446.D	B1C0704-BS2	LCS	03/15/21 22:04		
5	6L0008447.D	B1C0704-SRM2	Reference	03/15/21 22:56		
6	6L0008448.D	M1C0514-02RE1	259SB125 (6-7)	03/15/21 23:49		
7	6L0008449.D	M1C0514-04RE1	29SB125 (15-16)	03/16/21 00:42		
8	6L0008450.D	M1C0514-08RE1	29SB124 (15-16)	03/16/21 01:35		
9	6L0008451.D	M1C0514-16RE1	29SB121 (15-16)	03/16/21 02:28		
10	6L0008452.D	M1C0514-17RE1	29SB118 (3-4)	03/16/21 03:21		
11	6L0008453.D	M1C0514-18RE1	DUP-01	03/16/21 04:14		
12	6L0008454.D	S1C0296-CCV2	Calibration Check	03/16/21 05:06		1001385
13	6L0008455.D	B1C0710-BLK3	Blank	03/16/21 05:59		
14	6L0008456.D	B1C0710-BLK4	Blank	03/16/21 06:52		
15	6L0008457.D	B1C0710-BS2	LCS	03/16/21 07:45		
16	6L0008458.D	B1C0710-SRM2	Reference	03/16/21 08:38		
17	6L0008459.D	M1C0514-21RE1	29SB118 (15-16)	03/16/21 09:31		
18	6L0008460.D	B1C0710-DUP3	29SB118 (15-16)	03/16/21 10:23	M1C0514-21RE1	
19	6L0008461.D	B1C0710-DUP4	29SB118 (15-16)	03/16/21 11:16	M1C0514-21RE1	
20	6L0008462.D	M1C0514-22RE1	DUP-02	03/16/21 12:09		
21	6L0008463.D	M1C0514-23RE1	29SB119 (3-4)	03/16/21 13:02		
22	6L0008464.D	M1C0514-25RE1	29SB119 (11-12)	03/16/21 13:55		
23	6L0008465.D	S1C0296-CCV3	Calibration Check	03/16/21 14:48		1001385
24	6L0008466.D	M1C0514-26RE1	29SB119 (15-16)	03/16/21 15:41		
25	6L0008467.D	M1C0514-27RE1	29SB120 (3-4)	03/16/21 16:33		
26	6L0008468.D	M1C0514-28RE1	29SB120 (7-8)	03/16/21 17:26		
27	6L0008469.D	M1C0514-29RE1	29SB120 (11-12)	03/16/21 18:19		
28	6L0008470.D	M1C0514-30RE1	29SB120 (15-16)	03/16/21 19:12		
29	6L0008471.D	B1C0710-MS2	29SB120 (15-16)	03/16/21 20:05	M1C0514-30RE1	
30	6L0008472.D	B1C0710-MSD2	29SB120 (15-16)	03/16/21 20:58	M1C0514-30RE1	
31	6L0008473.D	M1C0514-31RE1	29SB122 (3-4)	03/16/21 21:51		
32	6L0008474.D	M1C0514-32RE1	29SB122 (7-8)	03/16/21 22:43		
33	6L0008475.D	M1C0514-33RE1	DUP-03	03/16/21 23:36		

MICROBAC®

Laboratory Report Number: M1C0514

Client Project ID: Longhorn

SEQUENCE LOG SUMMARY
SECTION A2

Sequence: S1C0296
Instrument: HPLC6
Calibration: 20E0017

Analyst 1: JWR
Method: EPA 8330B
SOP: HPLC02

#	File ID	Laboratory ID	Client ID	Analyzed	Reference	Standard
34	6L0008476.D	S1C0296-CCV4	Calibration Check	03/17/21 00:29		1001385
35	6L0008477.D	M1C0514-34RE1	29SB122 (11-12)	03/17/21 01:22		
36	6L0008478.D	M1C0514-35RE1	29SB122 (15-16)	03/17/21 02:15		
37	6L0008479.D	M1C0514-37RE2	29SB129 (3-4)	03/17/21 03:08		
38	6L0008480.D	M1C0514-37RE3	29SB129 (3-4)	03/17/21 04:01		
39	6L0008481.D	M1C0514-38RE3	29SB129 (5-6)	03/17/21 04:54		
40	6L0008482.D	M1C0514-38RE4	29SB129 (5-6)	03/17/21 05:47		
41	6L0008483.D	M1C0514-38RE5	29SB129 (5-6)	03/17/21 06:39		
42	6L0008484.D	M1C0514-39RE2	29SB129 (7-8)	03/17/21 07:32		
43	6L0008485.D	M1C0514-39RE3	29SB129 (7-8)	03/17/21 08:25		
44	6L0008486.D	S1C0296-CCV5	Calibration Check	03/17/21 09:18		1001385

Sequence Standards

Standard ID	Description	Prepared	PreparedBy	Expires
1001385	8330 HPLC Working CCV (500ug/L)	02/16/2021	John Richards	06/16/2021

MICROBAC®

Laboratory Report Number: M1C0514
Client Project ID: Longhorn

SEQUENCE LOG SUMMARY
SECTION A2

Sequence: S1C0478
Instrument: HPLC5
Calibration: 21B0020
Column #1 ID: Ultracarb 5u ODS
Column #2 ID: Pinnacle II C18

Analyst 1: ECL
Method: EPA 8330B
SOP: HPLC02

#	File ID	Laboratory ID	Client ID	Analyzed	Reference	Standard
1	5L027929.D	S1C0478-CCV1	Calibration Check	03/25/21 17:42		1001385
2	5L027930.D	B1C0802-BLK1	Blank	03/25/21 18:21		
3	5L027931.D	B1C0802-BLK2	Blank	03/25/21 18:49		
4	5L027932.D	B1C0802-BS1	LCS	03/25/21 19:17		
5	5L027933.D	B1C0802-SRM1	Reference	03/25/21 19:46		
7	5L027935.D	B1C0802-DUP1	29SB126 (1-2)	03/25/21 20:42	M1C0514-40	
8	5L027936.D	B1C0802-DUP2	29SB126 (1-2)	03/25/21 21:10	M1C0514-40	
12	5L027940.D	S1C0478-CCV2	Calibration Check	03/25/21 23:03		1001385
14	5L027942.D	B1C0802-MS1	29SB126 (7-8)	03/25/21 23:59	M1C0514-44	
15	5L027943.D	B1C0802-MSD1	29SB126 (7-8)	03/26/21 00:28	M1C0514-44	
23	5L027951.D	S1C0478-CCV3	Calibration Check	03/26/21 04:13		1001385
31	5L027959.D	S1C0478-CCV4	Calibration Check	03/26/21 07:59		1001385

Sequence Standards

Standard ID	Description	Prepared	PreparedBy	Expires
1001385	8330 HPLC Working CCV (500ug/L)	02/16/2021	John Richards	06/16/2021

MICROBAC®

Laboratory Report Number: M1C0514
Client Project ID: Longhorn

SEQUENCE LOG SUMMARY
SECTION A2

Sequence: S1C0592
Instrument: HPLC5
Calibration: 21D0006
Column #1 ID: Ultracarb 5u ODS
Column #2 ID: Pinnacle II C18

Analyst 1: JWR
Method: EPA 8330B
SOP: HPLC02

#	File ID	Laboratory ID	Client ID	Analyzed	Reference	Standard
1	5L028018.D	S1C0592-CAL1	Cal Standard	03/31/21 17:19		1001375
2	5L028019.D	S1C0592-CAL2	Cal Standard	03/31/21 17:58		1001376
3	5L028020.D	S1C0592-CAL3	Cal Standard	03/31/21 18:36		1001377
4	5L028021.D	S1C0592-CAL4	Cal Standard	03/31/21 19:14		1001378
5	5L028022.D	S1C0592-CAL5	Cal Standard	03/31/21 19:52		1001379
6	5L028023.D	S1C0592-CAL6	Cal Standard	03/31/21 20:30		1001380
7	5L028024.D	S1C0592-ICV1	Initial Cal Check	03/31/21 21:09		1001381
18	5L028035.D	S1C0592-CCV1	Calibration Check	04/01/21 04:09		1001385

Sequence Standards

Standard ID	Description	Prepared	PreparedBy	Expires
1001375	8330 ICAL STD (2500ug/L)	02/16/2021	John Richards	05/16/2021
1001376	8330 ICAL STD (1000ug/L)	02/16/2021	John Richards	05/16/2021
1001377	8330 ICAL STD (500ug/L)	02/16/2021	John Richards	05/16/2021
1001378	8330 ICAL STD (100ug/L)	02/16/2021	John Richards	05/16/2021
1001379	8330 ICAL STD (50ug/L)	02/16/2021	John Richards	05/16/2021
1001380	8330 ICAL STD (25ug/L)	02/16/2021	John Richards	05/16/2021
1001381	8330 ICV (500ug/L)	02/16/2021	John Richards	05/16/2021
1001385	8330 HPLC Working CCV (500ug/L)	02/16/2021	John Richards	06/16/2021

MICROBAC®

Laboratory Report Number: M1C0514

Client Project ID: Longhorn

SEQUENCE LOG SUMMARY
SECTION A2

Sequence: S1C0593
Instrument: HPLC6
Calibration: 21D0007

Analyst 1: JWR
Method: EPA 8330B
SOP: HPLC02

#	File ID	Laboratory ID	Client ID	Analyzed	Reference	Standard
1	6L0008553.D	S1C0593-CAL1	Cal Standard	03/31/21 17:48		1001375
2	6L0008554.D	S1C0593-CAL2	Cal Standard	03/31/21 18:40		1001376
3	6L0008555.D	S1C0593-CAL3	Cal Standard	03/31/21 19:33		1001377
4	6L0008556.D	S1C0593-CAL4	Cal Standard	03/31/21 20:26		1001378
5	6L0008557.D	S1C0593-CAL5	Cal Standard	03/31/21 21:19		1001379
6	6L0008558.D	S1C0593-CAL6	Cal Standard	03/31/21 22:12		1001380
7	6L0008559.D	S1C0593-ICV1	Initial Cal Check	03/31/21 23:05		1001381

Sequence Standards

Standard ID	Description	Prepared	PreparedBy	Expires
1001375	8330 ICAL STD (2500ug/L)	02/16/2021	John Richards	05/16/2021
1001376	8330 ICAL STD (1000ug/L)	02/16/2021	John Richards	05/16/2021
1001377	8330 ICAL STD (500ug/L)	02/16/2021	John Richards	05/16/2021
1001378	8330 ICAL STD (100ug/L)	02/16/2021	John Richards	05/16/2021
1001379	8330 ICAL STD (50ug/L)	02/16/2021	John Richards	05/16/2021
1001380	8330 ICAL STD (25ug/L)	02/16/2021	John Richards	05/16/2021
1001381	8330 ICV (500ug/L)	02/16/2021	John Richards	05/16/2021

MICROBAC

Laboratory Report Number: M1C0514
Client Project ID: Longhorn

SEQUENCE LOG SUMMARY
SECTION A2

Sequence: S1D0074
Instrument: HPLC5
Calibration: 21D0006
Column #1 ID: Ultracarb 5u ODS
Column #2 ID: Pinnacle II C18

Analyst 1: JWR
Method: EPA 8330B
SOP: HPLC02

#	File ID	Laboratory ID	Client ID	Analyzed	Reference	Standard
1	5L028058.D	S1D0074-CCV1	Calibration Check	04/06/21 10:49		1001385
7	5L028064.D	B1C1692-BLK1	Blank	04/06/21 13:38		
8	5L028065.D	B1C1692-BLK2	Blank	04/06/21 14:06		
9	5L028066.D	B1C1692-BS1	LCS	04/06/21 14:35		
10	5L028067.D	B1C1692-BSD1	LCS Dup	04/06/21 15:03		
11	5L028068.D	B1C1692-SRM1	Reference	04/06/21 15:31		
12	5L028069.D	S1D0074-CCV2	Calibration Check	04/06/21 15:59		1001385
13	5L028070.D	M1C0514-40RE1	29SB126 (1-2)	04/06/21 16:27		
14	5L028071.D	B1C1692-DUP1	29SB126 (1-2)	04/06/21 16:56	M1C0514-40RE1	
15	5L028072.D	B1C1692-DUP2	29SB126 (1-2)	04/06/21 17:24	M1C0514-40RE1	
16	5L028073.D	M1C0514-41RE1	DUP-04	04/06/21 17:52		
17	5L028074.D	M1C0514-42RE1	29SB126 (3-4)	04/06/21 18:20		
18	5L028075.D	M1C0514-43RE1	29SB126 (5-6)	04/06/21 18:48		
19	5L028076.D	M1C0514-44RE1	29SB126 (7-8)	04/06/21 19:17		
20	5L028077.D	B1C1692-MS1	29SB126 (7-8)	04/06/21 19:45	M1C0514-44RE1	
21	5L028078.D	B1C1692-MSD1	29SB126 (7-8)	04/06/21 20:13	M1C0514-44RE1	
22	5L028079.D	S1D0074-CCV3	Calibration Check	04/06/21 20:41		1001385
23	5L028080.D	M1C0514-45RE1	29SB132 (1-2)	04/06/21 21:09		
24	5L028081.D	M1C0514-46RE1	29SB132 (3-4)	04/06/21 21:37		
25	5L028082.D	M1C0514-47RE1	29SB132 (5-6)	04/06/21 22:06		
26	5L028083.D	M1C0514-48RE1	29SB132 (7-8)	04/06/21 22:34		
27	5L028084.D	M1C0514-49RE1	29SB133 (1-2)	04/06/21 23:02		
28	5L028085.D	M1C0514-50RE1	29SB133 (3-4)	04/06/21 23:30		
29	5L028086.D	M1C0514-51RE1	29SB133 (5-6)	04/06/21 23:58		
30	5L028087.D	S1D0074-CCV4	Calibration Check	04/07/21 00:26		1001385
31	5L028088.D	M1C0514-52RE1	29SB133 (7-8)	04/07/21 00:55		
32	5L028089.D	M1C0514-53RE1	29SB130 (1-2)	04/07/21 01:23		
33	5L028090.D	M1C0514-54RE1	29SB130 (3-4)	04/07/21 01:51		
34	5L028091.D	M1C0514-55RE1	DUP-05	04/07/21 02:19		
35	5L028092.D	M1C0514-56RE1	29SB130 (5-6)	04/07/21 02:48		
36	5L028093.D	M1C0514-57RE1	29SB130 (7-8)	04/07/21 03:16		
37	5L028094.D	M1C0514-58RE1	29SB131 (1-2)	04/07/21 03:44		
38	5L028095.D	S1D0074-CCV5	Calibration Check	04/07/21 04:12		1001385

MICROBAC®

Laboratory Report Number: M1C0514

Client Project ID: Longhorn

SEQUENCE LOG SUMMARY
SECTION A2

Sequence Standards

Standard ID	Description	Prepared	PreparedBy	Expires
1001385	8330 HPLC Working CCV (500ug/L)	02/16/2021	John Richards	06/16/2021

MICROBAC®

Laboratory Report Number: M1C0514
Client Project ID: Longhorn

SEQUENCE LOG SUMMARY
SECTION A2

Sequence: S1D0115
Instrument: HPLC5
Calibration: 21D0006
Column #1 ID: Ultracarb 5u ODS
Column #2 ID: Pinnacle II C18

Analyst 1: ECL
Method: EPA 8330B
SOP: HPLC02

#	File ID	Laboratory ID	Client ID	Analyzed	Reference	Standard
1	5L028096.D	S1D0115-CCV1	Calibration Check	04/07/21 11:27		1001385
2	5L028097.D	B1C0835-BLK1	Blank	04/07/21 12:03		
3	5L028098.D	B1C0835-BLK2	Blank	04/07/21 12:31		
4	5L028099.D	B1C0835-BS1	LCS	04/07/21 12:59		
5	5L028100.D	B1C0835-SRM1	Reference	04/07/21 13:27		
6	5L028101.D	M1C0514-59	29SB131 (3-4)	04/07/21 13:56		
7	5L028102.D	M1C0514-60	29SB131 (5-6)	04/07/21 14:24		
8	5L028103.D	M1C0514-61	29SB131 (7-8)	04/07/21 14:52		
9	5L028104.D	B1C0835-DUP1	29SB131 (7-8)	04/07/21 15:20	M1C0514-61	
10	5L028105.D	B1C0835-DUP2	29SB131 (7-8)	04/07/21 15:48	M1C0514-61	
11	5L028106.D	M1C0514-62	29SB127 (1-2)	04/07/21 16:16		
12	5L028107.D	S1D0115-CCV2	Calibration Check	04/07/21 16:45		1001385
13	5L028108.D	M1C0514-63	29SB127 (3-4)	04/07/21 17:13		
14	5L028109.D	M1C0514-64	DUP-06	04/07/21 17:41		
15	5L028110.D	M1C0514-65	29SB127 (5-6)	04/07/21 18:09		
16	5L028111.D	M1C0514-66	29SB127 (7-8)	04/07/21 18:37		
17	5L028112.D	B1C0835-MS1	29SB127 (7-8)	04/07/21 19:06	M1C0514-66	
18	5L028105.D	B1C0835-MSD1	29SB127 (7-8)	04/07/21 15:48	M1C0514-66	
18	5L028113.D	B1C0835-MSD1	29SB127 (7-8)	04/07/21 15:48	M1C0514-66	
19	5L028114.D	M1C0514-67	29SB128 (1-2)	04/07/21 20:02		
20	5L028115.D	M1C0514-68	29SB128 (3-4)	04/07/21 20:30		
21	5L028116.D	M1C0514-69	29SB128 (5-6)	04/07/21 20:58		
22	5L028117.D	M1C0514-70	29SB128 (7-8)	04/07/21 21:27		
23	5L028118.D	S1D0115-CCV3	Calibration Check	04/07/21 21:55		1001385
34	5L028129.D	S1D0115-CCV4	Calibration Check	04/08/21 03:05		1001385
45	5L028140.D	S1D0115-CCV5	Calibration Check	04/08/21 08:15		1001385

Sequence Standards

Standard ID	Description	Prepared	PreparedBy	Expires
1001385	8330 HPLC Working CCV (500ug/L)	02/16/2021	John Richards	06/16/2021

MICROBAC®

Laboratory Report Number: M1C0514

Client Project ID: Longhorn

SEQUENCE LOG SUMMARY
SECTION A2

MICROBAC®

Laboratory Report Number: M1C0514

Client Project ID: Longhorn

SEQUENCE LOG SUMMARY
SECTION A2

Sequence: S1D0148
Instrument: HPLC6
Calibration: 21D0007

Analyst 1: ECL
Method: EPA 8330B
SOP: HPLC02

#	File ID	Laboratory ID	Client ID	Analyzed	Reference	Standard
1	6L0008566.D	S1D0148-CCV1	Calibration Check	04/08/21 12:46		1001385
2	6L0008567.D	B1C1692-BLK3	Blank	04/08/21 13:52		
3	6L0008568.D	B1C1692-BLK4	Blank	04/08/21 14:55		
4	6L0008569.D	B1C1692-BS2	LCS	04/08/21 15:58		
5	6L0008570.D	B1C1692-BSD2	LCS Dup	04/08/21 17:00		
6	6L0008571.D	B1C1692-SRM2	Reference	04/08/21 18:03		
7	6L0008573.D	M1C0514-40RE3	29SB126 (1-2)	04/08/21 19:06		
12	6L0008578.D	S1D0148-CCV2	Calibration Check	04/09/21 00:20		1001385
14	6L0008580.D	S1D0148-CCV3	Calibration Check	04/09/21 02:26		1001385

Sequence Standards

Standard ID	Description	Prepared	PreparedBy	Expires
1001385	8330 HPLC Working CCV (500ug/L)	02/16/2021	John Richards	06/16/2021

MICROBAC®

Laboratory Report Number: M1C0514
Client Project ID: Longhorn

SEQUENCE LOG SUMMARY
SECTION A2

Sequence: S1D0218
Instrument: HPLC5
Calibration: 21D0006
Column #1 ID: Ultracarb 5u ODS
Column #2 ID: Pinnacle II C18

Analyst 1: JWR
Method: EPA 8330B
SOP: HPLC02

#	File ID	Laboratory ID	Client ID	Analyzed	Reference	Standard
1	5L028331.D	S1D0218-CCV1	Calibration Check	04/12/21 19:15		1001385
2	5L028332.D	B1D0537-BLK1	Blank	04/12/21 19:43		
3	5L028333.D	B1D0537-BLK2	Blank	04/12/21 20:11		
4	5L028334.D	B1D0537-BS1	LCS	04/12/21 20:39		
5	5L028335.D	B1D0537-BSD1	LCS Dup	04/12/21 21:07		
6	5L028336.D	B1D0537-SRM1	Reference	04/12/21 21:35		
7	5L028337.D	M1C0514-60RE1	29SB131 (5-6)	04/12/21 22:03		
8	5L028338.D	M1C0514-61RE1	29SB131 (7-8)	04/12/21 22:32		
9	5L028339.D	M1C0514-62RE1	29SB127 (1-2)	04/12/21 23:00		
10	5L028340.D	M1C0514-64RE2	DUP-06	04/12/21 23:28		
11	5L028344.D	M1C0514-67RE1	29SB128 (1-2)	04/13/21 01:21		
12	5L028342.D	S1D0218-CCV2	Calibration Check	04/13/21 00:24		1001385
13	5L028343.D	M1C0514-66RE1	29SB127 (7-8)	04/13/21 00:53		
14	5L028341.D	B1D0537-MS1	29SB127 (7-8)	04/12/21 23:56	M1C0514-66RE1	
15	5L028345.D	B1D0537-MSD1	29SB127 (7-8)	04/13/21 01:49	M1C0514-66RE1	
16	5L028346.D	M1C0514-68RE1	29SB128 (3-4)	04/13/21 02:17		
17	5L028347.D	M1C0514-69RE1	29SB128 (5-6)	04/13/21 02:45		
18	5L028348.D	M1C0514-70RE1	29SB128 (7-8)	04/13/21 03:14		
23	5L028353.D	S1D0218-CCV3	Calibration Check	04/13/21 05:35		1001385

Sequence Standards

Standard ID	Description	Prepared	PreparedBy	Expires
1001385	8330 HPLC Working CCV (500ug/L)	02/16/2021	John Richards	06/16/2021

MICROBAC®

Section B:
HPLC Organics
EPA 8330B
Sample Raw Data

Microbac Laboratories, Inc.
158 Starlite Drive | Marietta, OH 45750 | 800.373.4071 | www.microbac.com

Data File C:\CHEM32\1\DATA\030921\030921 2021-03-09 15-59-18\5L027798.D
Sample Name: M1C0514-71

==========

Acq. Operator : JWR
Seq. Line : 6
Acq. Instrument : HPLC5
Location : Vial 6
Injection Date : 3/9/2021 7:26:27 PM
Inj : 1
Inj Volume : 100 µl
Acq. Method : C:\Chem32\1\DATA\030921\030921 2021-03-09 15-59-18\8330PLUS-PETN.M
Last changed : 3/9/2021 3:58:59 PM by JWR
Analysis Method : C:\CHEM32\1\METHODS\8330PLUS-PETNDA.M
Last changed : 3/10/2021 1:45:25 PM by JWR
Method Info : OVD-SOP#HPLC02: 8330PLUS-PETN Calibration 02/16/2021

Sample Info : 1

==========

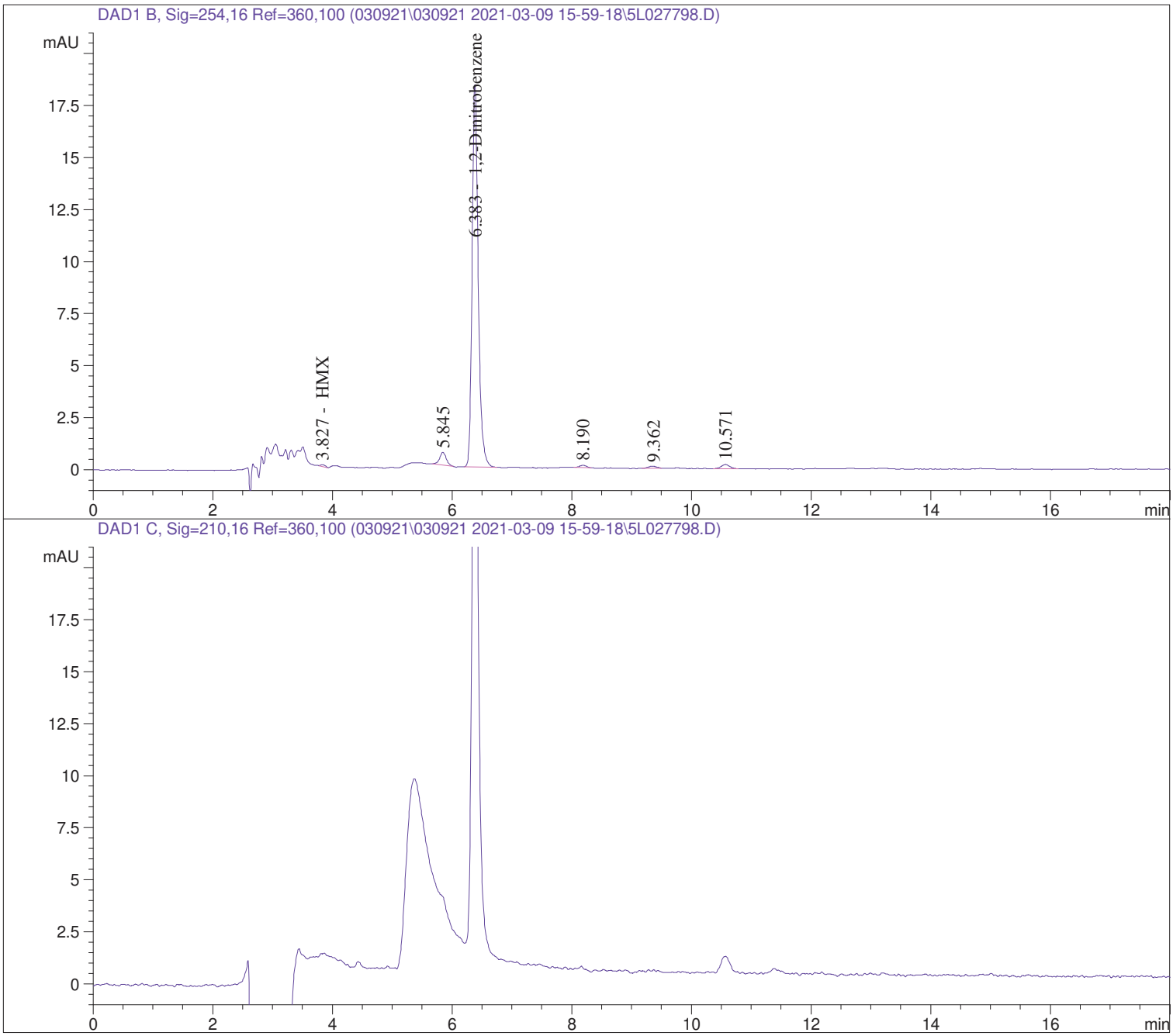

Data File C:\CHEM32\1\DATA\030921\030921 2021-03-09 15-59-18\5L027798.D
Sample Name: M1C0514-71

==========

Acq. Operator : JWR Seq. Line : 6
Acq. Instrument : HPLC5 Location : Vial 6
Injection Date : 3/9/2021 7:26:27 PM Inj : 1
Inj Volume : 100 µl
Acq. Method : C:\Chem32\1\DATA\030921\030921 2021-03-09 15-59-18\8330PLUS-PETN.M
Last changed : 3/9/2021 3:58:59 PM by JWR
Analysis Method : C:\CHEM32\1\METHODS\8330PLUS-PETNDA.M
Last changed : 3/10/2021 1:45:25 PM by JWR
Method Info : OVD-SOP#HPLC02: 8330PLUS-PETN Calibration 02/16/2021

Sample Info : 1

==========

==========

External Standard Report

==========

Sorted By : Signal
Calib. Data Modified : 3/9/2021 5:36:24 PM
Multiplier : 1.0000
Dilution : 1.0000
Use Multiplier & Dilution Factor with ISTDs

Signal 1: DAD1 B, Sig=254,16 Ref=360,100

RetTime [min]	Type	Area [mAU*s]	Amt/Area	Amount [ug/L]	Grp	Name
3.827	BBA	3.95012e-1	8.76143e-1	3.46087e-1		HMX
4.991		-	-	-		RDX
6.080		-	-	-		1,3,5-Trinitrobenzene
6.383	BBA	130.54622	3.60176	470.19672		1,2-Dinitrobenzene
7.232		-	-	-		1,3-Dinitrobenzene
7.490		-	-	-		Tetryl
7.929		-	-	-		Nitrobenzene
8.576		-	-	-		2,4,6-Trinitrotoluene
9.160		-	-	-		4-Amino-2,6-Dinitrotoluene
9.596		-	-	-		2-Amino-4,6-Dinitrotoluene
9.891		-	-	-		2,6-Dinitrotoluene
10.163		-	-	-		2,4-Dinitrotoluene
11.487		-	-	-		2-Nitrotoluene
12.035		-	-	-		4-Nitrotoluene
12.917		-	-	-		3-Nitrotoluene

Totals : 470.54281

Data File C:\CHEM32\1\DATA\030921\030921 2021-03-09 15-59-18\5L027798.D
Sample Name: M1C0514-71

==========

Acq. Operator : JWR
Seq. Line : 6
Acq. Instrument : HPLC5
Location : Vial 6
Injection Date : 3/9/2021 7:26:27 PM
Inj : 1
Inj Volume : 100 µl
Acq. Method : C:\Chem32\1\DATA\030921\030921 2021-03-09 15-59-18\8330PLUS-PETN.M
Last changed : 3/9/2021 3:58:59 PM by JWR
Analysis Method : C:\CHEM32\1\METHODS\8330PLUS-PETNDA.M
Last changed : 3/10/2021 1:45:25 PM by JWR
Method Info : OVD-SOP#HPLC02: 8330PLUS-PETN Calibration 02/16/2021

Sample Info : 1

==========

Signal 2: DAD1 C, Sig=210,16 Ref=360,100

RetTime [min]	Type	Area [mAU*s]	Amt/Area	Amount [ug/L]	Grp	Name
13.653		-	-	-		PETN

Totals : 0.00000

2 Warnings or Errors :

Warning : Calibration warnings (see calibration table listing)
Warning : Calibrated compound(s) not found

==========

*** End of Report ***

Data File C:\CHEM32\1\DATA\030921\030921 2021-03-09 15-59-18\5L027799.D
Sample Name: M1C0514-72

==========

Acq. Operator : JWR
Seq. Line : 7
Acq. Instrument : HPLC5
Location : Vial 7
Injection Date : 3/9/2021 8:04:40 PM
Inj : 1
Inj Volume : 100 µl
Acq. Method : C:\Chem32\1\DATA\030921\030921 2021-03-09 15-59-18\8330PLUS-PETN.M
Last changed : 3/9/2021 3:58:59 PM by JWR
Analysis Method : C:\CHEM32\1\METHODS\8330PLUS-PETNDA.M
Last changed : 3/10/2021 1:48:51 PM by JWR
Method Info : OVD-SOP#HPLC02: 8330PLUS-PETN Calibration 02/16/2021

Sample Info : 1

==========

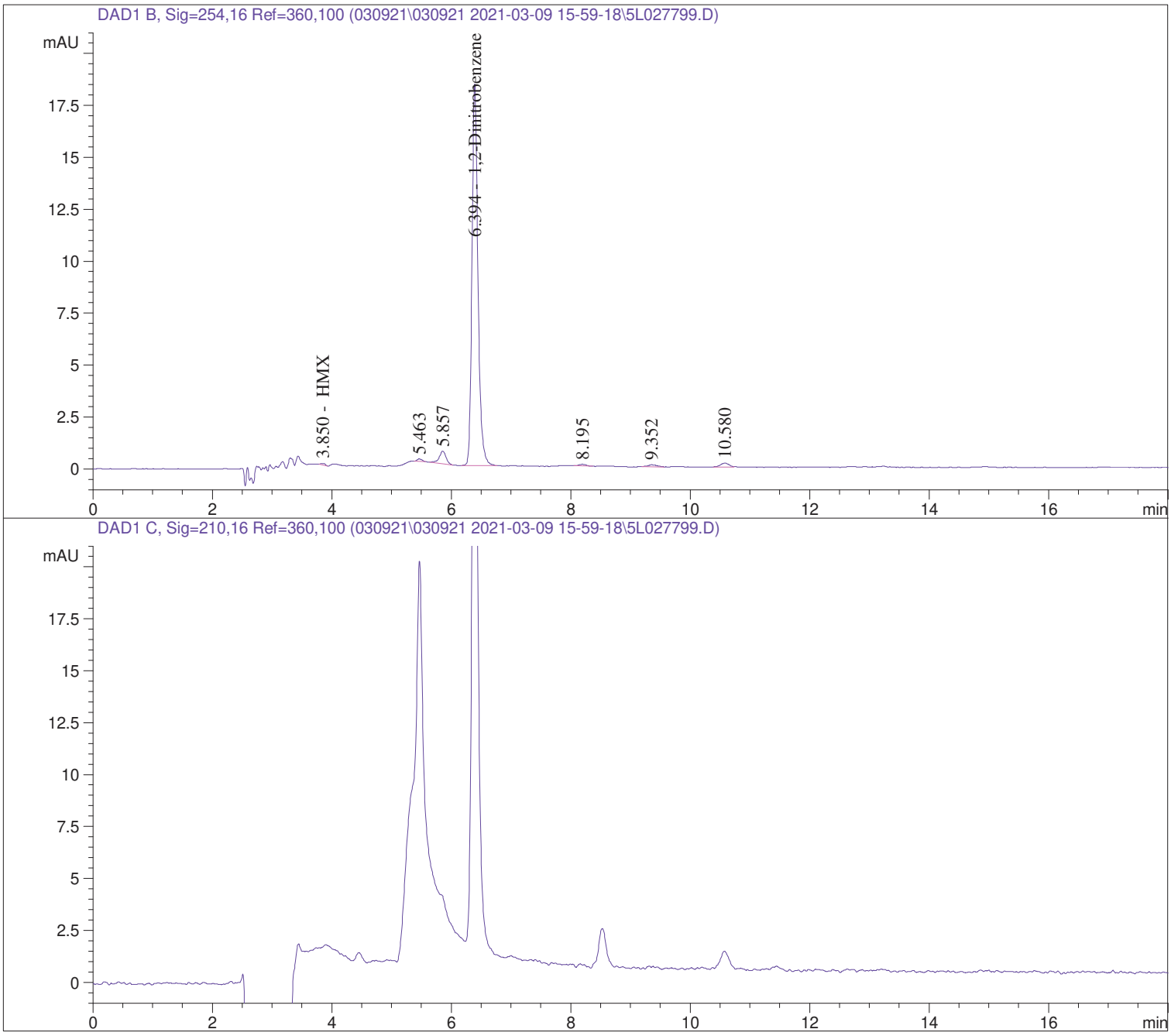

Data File C:\CHEM32\1\DATA\030921\030921 2021-03-09 15-59-18\5L027799.D
Sample Name: M1C0514-72

==========

Acq. Operator : JWR Seq. Line : 7
Acq. Instrument : HPLC5 Location : Vial 7
Injection Date : 3/9/2021 8:04:40 PM Inj : 1
Inj Volume : 100 µl
Acq. Method : C:\Chem32\1\DATA\030921\030921 2021-03-09 15-59-18\8330PLUS-PETN.M
Last changed : 3/9/2021 3:58:59 PM by JWR
Analysis Method : C:\CHEM32\1\METHODS\8330PLUS-PETNDA.M
Last changed : 3/10/2021 1:48:51 PM by JWR
Method Info : OVD-SOP#HPLC02: 8330PLUS-PETN Calibration 02/16/2021

Sample Info : 1

==========

==========

External Standard Report

==========

Sorted By : Signal
Calib. Data Modified : 3/9/2021 5:36:24 PM
Multiplier : 1.0000
Dilution : 1.0000
Use Multiplier & Dilution Factor with ISTDs

Signal 1: DAD1 B, Sig=254,16 Ref=360,100

RetTime [min]	Type	Area [mAU*s]	Amt/Area	Amount [ug/L]	Grp	Name
3.850	VBA	3.69656e-1	5.07015e-1	1.87421e-1		HMX
4.991		-	-	-		RDX
6.080		-	-	-		1,3,5-Trinitrobenzene
6.394	BBA	128.04980	3.60177	461.20564		1,2-Dinitrobenzene
7.232		-	-	-		1,3-Dinitrobenzene
7.490		-	-	-		Tetryl
7.929		-	-	-		Nitrobenzene
8.576		-	-	-		2,4,6-Trinitrotoluene
9.160		-	-	-		4-Amino-2,6-Dinitrotoluene
9.596		-	-	-		2-Amino-4,6-Dinitrotoluene
9.891		-	-	-		2,6-Dinitrotoluene
10.163		-	-	-		2,4-Dinitrotoluene
11.487		-	-	-		2-Nitrotoluene
12.035		-	-	-		4-Nitrotoluene
12.917		-	-	-		3-Nitrotoluene

Totals : 461.39306

Data File C:\CHEM32\1\DATA\030921\030921 2021-03-09 15-59-18\5L027799.D
Sample Name: M1C0514-72

==========

Acq. Operator : JWR Seq. Line : 7
Acq. Instrument : HPLC5 Location : Vial 7
Injection Date : 3/9/2021 8:04:40 PM Inj : 1
Inj Volume : 100 µl
Acq. Method : C:\Chem32\1\DATA\030921\030921 2021-03-09 15-59-18\8330PLUS-PETN.M
Last changed : 3/9/2021 3:58:59 PM by JWR
Analysis Method : C:\CHEM32\1\METHODS\8330PLUS-PETNDA.M
Last changed : 3/10/2021 1:48:51 PM by JWR
Method Info : OVD-SOP#HPLC02: 8330PLUS-PETN Calibration 02/16/2021

Sample Info : 1

==========

Signal 2: DAD1 C, Sig=210,16 Ref=360,100

RetTime [min]	Type	Area [mAU*s]	Amt/Area	Amount [ug/L]	Grp	Name
13.653		-	-	-		PETN

Totals : 0.00000

2 Warnings or Errors :

Warning : Calibration warnings (see calibration table listing)
Warning : Calibrated compound(s) not found

==========

*** End of Report ***

Data File C:\CHEM32\1\DATA\031221\031221 2021-03-12 16-43-12\5L027809.D
Sample Name: M1C0514-01

==========

Acq. Operator : JWR
Seq. Line : 6
Acq. Instrument : HPLC5
Location : Vial 6
Injection Date : 3/12/2021 6:55:31 PM
Inj : 1
Inj Volume : 100 µl
Acq. Method : C:\Chem32\1\DATA\031221\031221 2021-03-12 16-43-12\8330PLUS-PETN.M
Last changed : 3/12/2021 4:43:06 PM by JWR
Analysis Method : C:\CHEM32\1\METHODS\8330PLUS-PETNDA.M
Last changed : 3/16/2021 6:12:21 PM by JWR
Method Info : OVD-SOP#HPLC02: 8330PLUS-PETN Calibration 02/16/2021

Sample Info : 1

==========

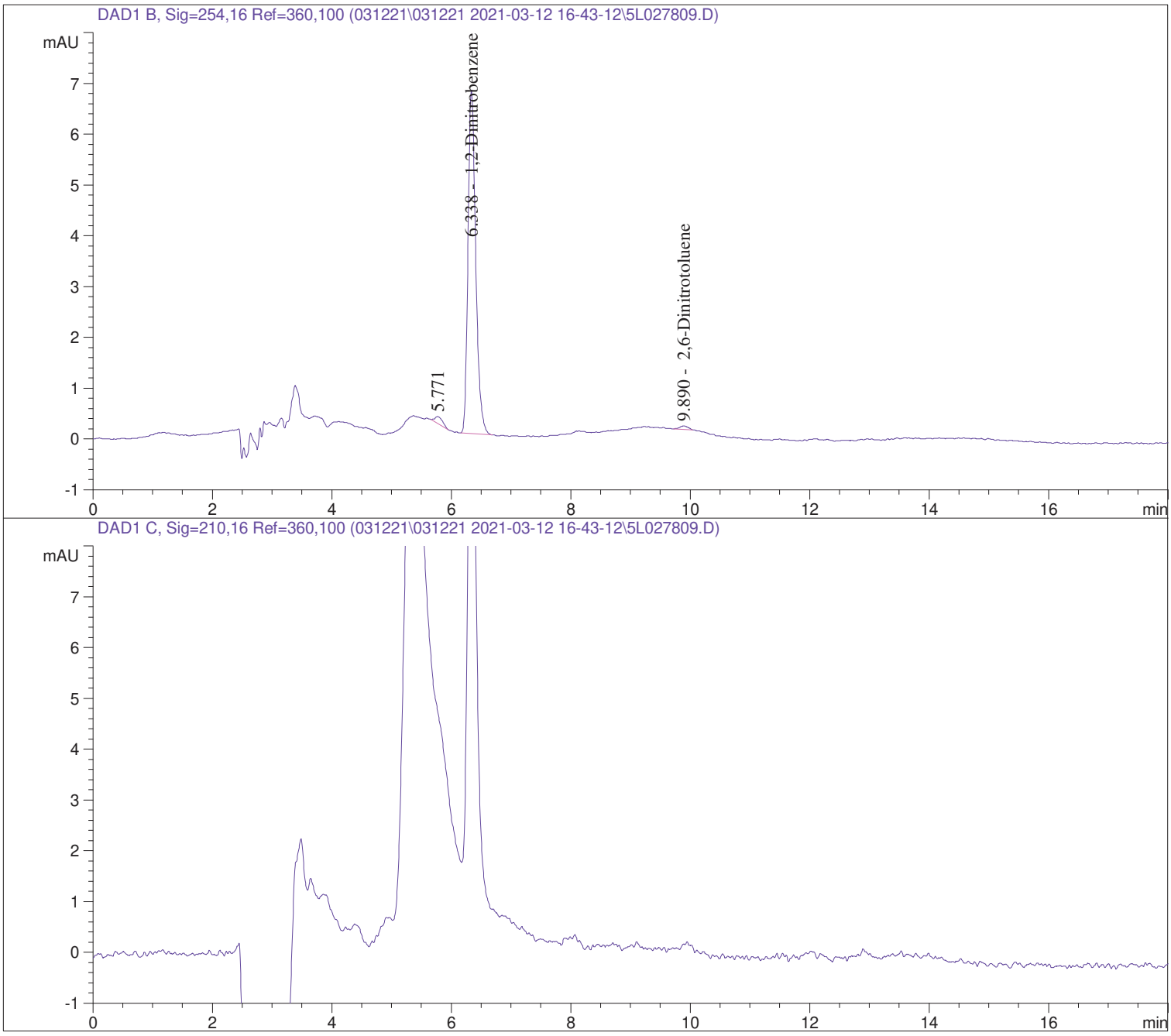

Data File C:\CHEM32\1\DATA\031221\031221 2021-03-12 16-43-12\5L027809.D
Sample Name: M1C0514-01

==========

Acq. Operator : JWR
Seq. Line : 6
Acq. Instrument : HPLC5
Location : Vial 6
Injection Date : 3/12/2021 6:55:31 PM
Inj : 1
Inj Volume : 100 µl
Acq. Method : C:\Chem32\1\DATA\031221\031221 2021-03-12 16-43-12\8330PLUS-PETN.M
Last changed : 3/12/2021 4:43:06 PM by JWR
Analysis Method : C:\CHEM32\1\METHODS\8330PLUS-PETNDA.M
Last changed : 3/16/2021 6:12:21 PM by JWR
Method Info : OVD-SOP#HPLC02: 8330PLUS-PETN Calibration 02/16/2021

Sample Info : 1

==========

==========

External Standard Report

==========

Sorted By : Signal
Calib. Data Modified : 3/16/2021 6:00:18 PM
Multiplier : 1.0000
Dilution : 1.0000
Use Multiplier & Dilution Factor with ISTDs

Signal 1: DAD1 B, Sig=254,16 Ref=360,100

RetTime [min]	Type	Area [mAU*s]	Amt/Area	Amount [ug/L]	Grp	Name
3.756		-	-	-		HMX
4.992		-	-	-		RDX
6.079		-	-	-		1,3,5-Trinitrobenzene
6.338	BBA	60.70696	3.60195	218.66368		1,2-Dinitrobenzene
7.231		-	-	-		1,3-Dinitrobenzene
7.489		-	-	-		Tetryl
7.930		-	-	-		Nitrobenzene
8.575		-	-	-		2,4,6-Trinitrotoluene
9.162		-	-	-		4-Amino-2,6-Dinitrotoluene
9.597		-	-	-		2-Amino-4,6-Dinitrotoluene
9.890	BBA	6.93893e-1	1.65676	1.14961		2,6-Dinitrotoluene
10.157		-	-	-		2,4-Dinitrotoluene
11.486		-	-	-		2-Nitrotoluene
12.034		-	-	-		4-Nitrotoluene
12.917		-	-	-		3-Nitrotoluene

Totals : 219.81329

Data File C:\CHEM32\1\DATA\031221\031221 2021-03-12 16-43-12\5L027809.D
Sample Name: M1C0514-01

==========

Acq. Operator : JWR
Seq. Line : 6
Acq. Instrument : HPLC5
Location : Vial 6
Injection Date : 3/12/2021 6:55:31 PM
Inj : 1
Inj Volume : 100 µl
Acq. Method : C:\Chem32\1\DATA\031221\031221 2021-03-12 16-43-12\8330PLUS-PETN.M
Last changed : 3/12/2021 4:43:06 PM by JWR
Analysis Method : C:\CHEM32\1\METHODS\8330PLUS-PETNDA.M
Last changed : 3/16/2021 6:12:21 PM by JWR
Method Info : OVD-SOP#HPLC02: 8330PLUS-PETN Calibration 02/16/2021

Sample Info : 1

==========

Signal 2: DAD1 C, Sig=210,16 Ref=360,100

RetTime [min]	Type	Area [mAU*s]	Amt/Area	Amount [ug/L]	Grp	Name
13.644		-	-	-		PETN

Totals : 0.00000

2 Warnings or Errors :

Warning : Calibration warnings (see calibration table listing)
Warning : Calibrated compound(s) not found

==========

*** End of Report ***

Data File C:\CHEM32\1\DATA\031221\031221 2021-03-12 16-43-12\5L027812.D
Sample Name: M1C0514-02

==========

Acq. Operator : JWR
Seq. Line : 9
Acq. Instrument : HPLC5
Location : Vial 9
Injection Date : 3/12/2021 8:05:06 PM
Inj : 1
Inj Volume : 100 µl
Acq. Method : C:\Chem32\1\DATA\031221\031221 2021-03-12 16-43-12\8330PLUS-PETN.M
Last changed : 3/12/2021 4:43:06 PM by JWR
Analysis Method : C:\CHEM32\1\METHODS\8330PLUS-PETNDA.M
Last changed : 3/16/2021 6:19:58 PM by JWR
Method Info : OVD-SOP#HPLC02: 8330PLUS-PETN Calibration 02/16/2021

Sample Info : 1

==========

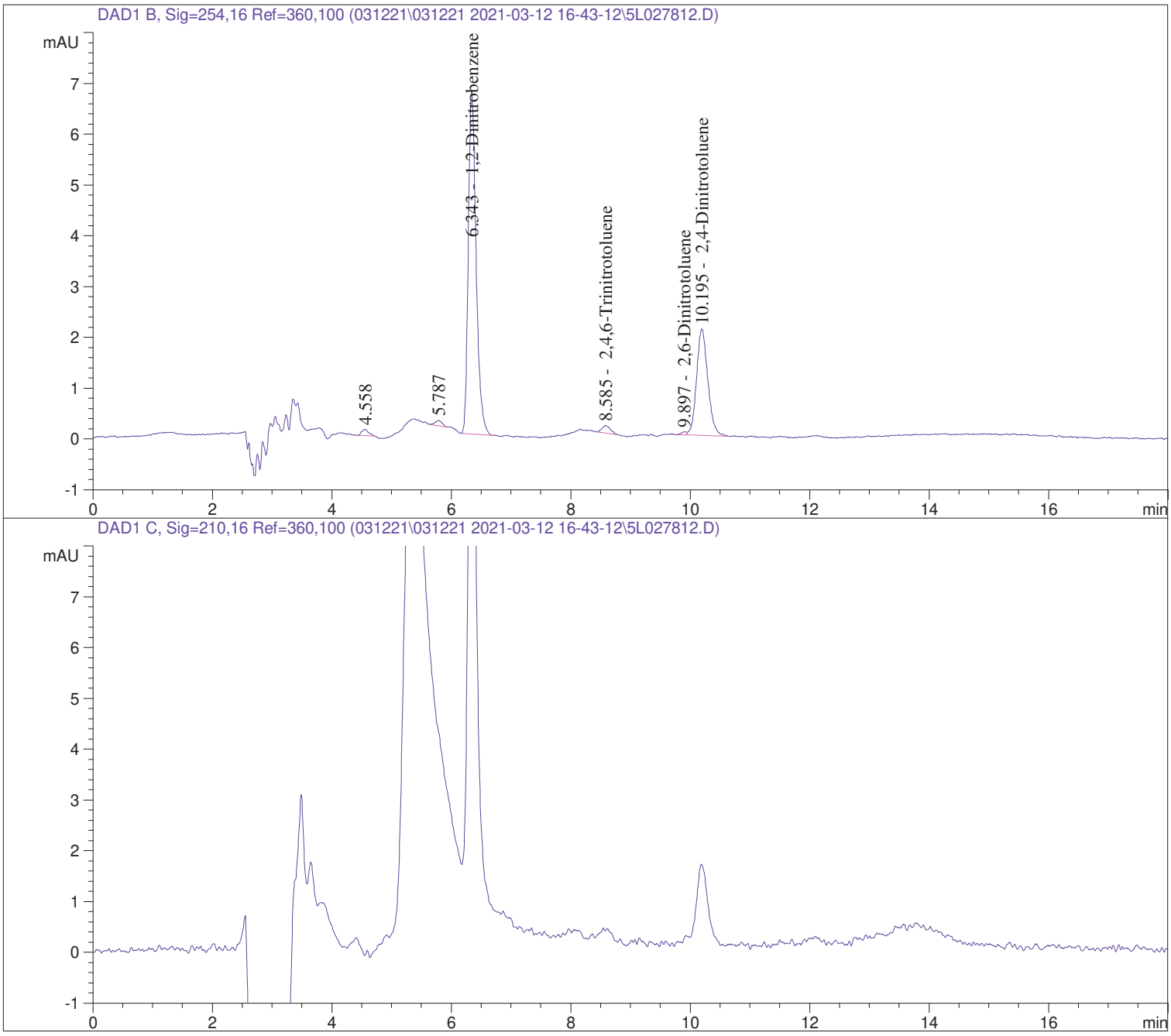

Data File C:\CHEM32\1\DATA\031221\031221 2021-03-12 16-43-12\5L027812.D
Sample Name: M1C0514-02

==========

Acq. Operator : JWR
Seq. Line : 9
Acq. Instrument : HPLC5
Location : Vial 9
Injection Date : 3/12/2021 8:05:06 PM
Inj : 1
Inj Volume : 100 µl
Acq. Method : C:\Chem32\1\DATA\031221\031221 2021-03-12 16-43-12\8330PLUS-PETN.M
Last changed : 3/12/2021 4:43:06 PM by JWR
Analysis Method : C:\CHEM32\1\METHODS\8330PLUS-PETNDA.M
Last changed : 3/16/2021 6:19:58 PM by JWR
Method Info : OVD-SOP#HPLC02: 8330PLUS-PETN Calibration 02/16/2021

Sample Info : 1

==========

==========

External Standard Report

==========

Sorted By : Signal
Calib. Data Modified : 3/16/2021 6:00:18 PM
Multiplier : 1.0000
Dilution : 1.0000
Use Multiplier & Dilution Factor with ISTDs

Signal 1: DAD1 B, Sig=254,16 Ref=360,100

RetTime [min]	Type	Area [mAU*s]	Amt/Area	Amount [ug/L]	Grp	Name
3.756		-	-	-		HMX
4.992		-	-	-		RDX
6.079		-	-	-		1,3,5-Trinitrobenzene
6.343	BV	61.53889	3.60195	221.65997		1,2-Dinitrobenzene
7.231		-	-	-		1,3-Dinitrobenzene
7.489		-	-	-		Tetryl
7.930		-	-	-		Nitrobenzene
8.585	BBA	1.50156	2.04012	3.06336		2,4,6-Trinitrotoluene
9.162		-	-	-		4-Amino-2,6-Dinitrotoluene
9.597		-	-	-		2-Amino-4,6-Dinitrotoluene
9.897	BV	4.03018e-1	6.75561e-2	2.72263e-2		2,6-Dinitrotoluene
10.195	VV	27.53817	1.78967	49.28414		2,4-Dinitrotoluene
11.486		-	-	-		2-Nitrotoluene
12.034		-	-	-		4-Nitrotoluene
12.917		-	-	-		3-Nitrotoluene

Totals : 274.03470

Data File C:\CHEM32\1\DATA\031221\031221 2021-03-12 16-43-12\5L027812.D
Sample Name: M1C0514-02

==========

Acq. Operator : JWR
Seq. Line : 9
Acq. Instrument : HPLC5
Location : Vial 9
Injection Date : 3/12/2021 8:05:06 PM
Inj : 1
Inj Volume : 100 µl
Acq. Method : C:\Chem32\1\DATA\031221\031221 2021-03-12 16-43-12\8330PLUS-PETN.M
Last changed : 3/12/2021 4:43:06 PM by JWR
Analysis Method : C:\CHEM32\1\METHODS\8330PLUS-PETNDA.M
Last changed : 3/16/2021 6:19:58 PM by JWR
Method Info : OVD-SOP#HPLC02: 8330PLUS-PETN Calibration 02/16/2021

Sample Info : 1

==========

Signal 2: DAD1 C, Sig=210,16 Ref=360,100

RetTime [min]	Type	Area [mAU*s]	Amt/Area	Amount [ug/L]	Grp	Name
13.644		-	-	-		PETN

Totals : 0.00000

2 Warnings or Errors :

Warning : Calibration warnings (see calibration table listing)
Warning : Calibrated compound(s) not found

==========

*** End of Report ***

Data File C:\CHEM32\1\DATA\031521\031521 2021-03-15 19-22-41\6L0008448.D
Sample Name: M1C0514-02RE1

==========

Acq. Operator : JWR
Seq. Line : 6
Acq. Instrument : HPLC6
Location : 6
Injection Date : 3/15/2021 11:49:44 PM
Inj : 1
Inj Volume : 100.000 µl
Acq. Method : C:\Chem32\1\Data\031521\031521 2021-03-15 19-22-41\8330.M
Last changed : 3/15/2021 7:22:41 PM by JWR
Analysis Method : C:\CHEM32\1\METHODS\8330DATA.M
Last changed : 3/17/2021 11:02:22 PM by JWR
Method Info : OVD-SOP#HPLC02 : 8330 Calibration 23-MAY-2020

Sample Info : 1

==========

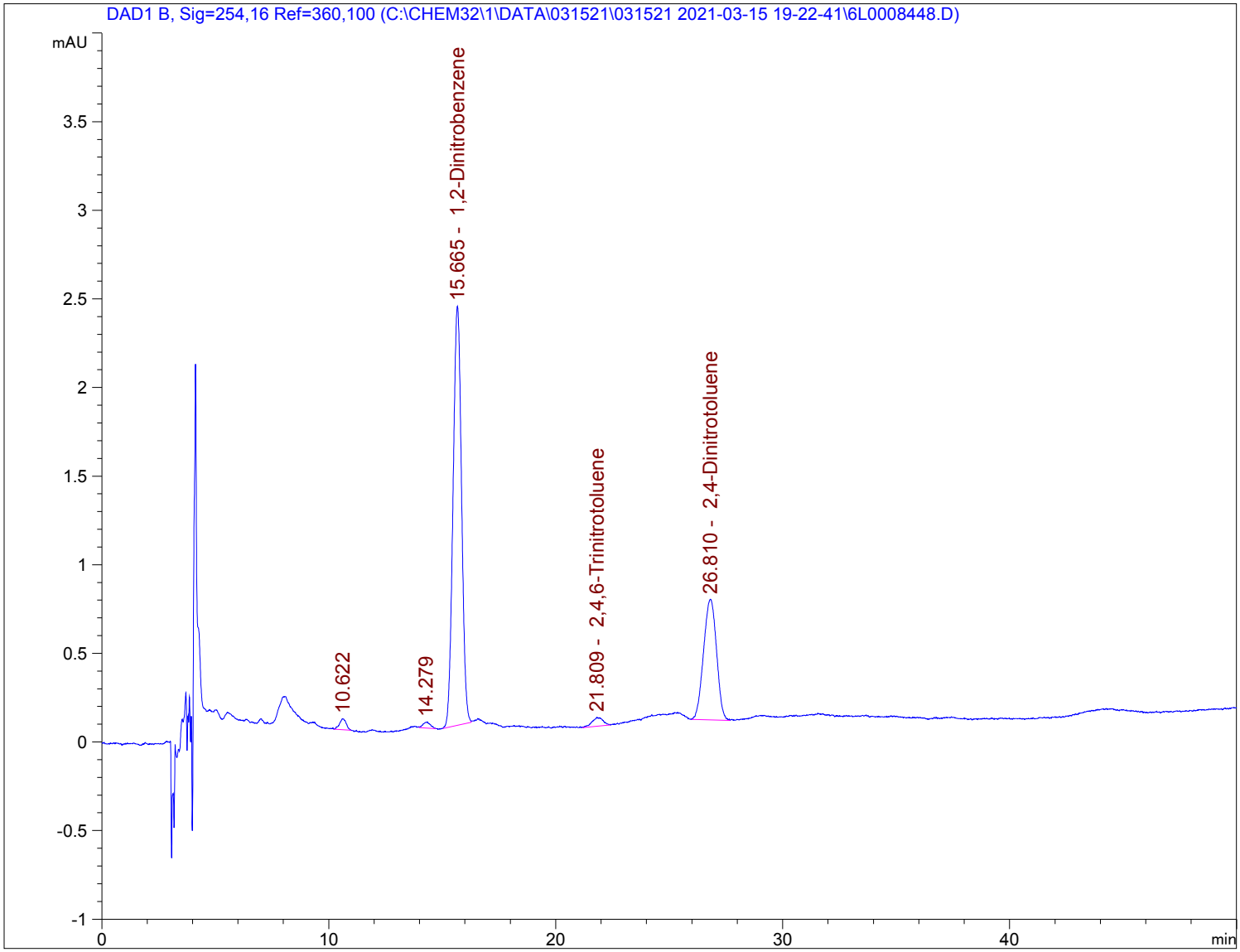

Data File C:\CHEM32\1\DATA\031521\031521 2021-03-15 19-22-41\6L0008448.D
Sample Name: M1C0514-02RE1

==========

Acq. Operator : JWR
Seq. Line : 6
Acq. Instrument : HPLC6
Location : 6
Injection Date : 3/15/2021 11:49:44 PM
Inj : 1
Inj Volume : 100.000 µl
Acq. Method : C:\Chem32\1\Data\031521\031521 2021-03-15 19-22-41\8330.M
Last changed : 3/15/2021 7:22:41 PM by JWR
Analysis Method : C:\CHEM32\1\METHODS\8330DATA.M
Last changed : 3/17/2021 11:02:22 PM by JWR
Method Info : OVD-SOP#HPLC02 : 8330 Calibration 23-MAY-2020

Sample Info : 1

==========

==========

External Standard Report

==========

Sorted By : Signal
Calib. Data Modified : 3/17/2021 10:41:50 PM
Multiplier : 1.0000
Dilution : 1.0000
Do not use Multiplier & Dilution Factor with ISTDs

Signal 1: DAD1 B, Sig=254,16 Ref=360,100

RetTime [min]	Type	Area [mAU*s]	Amt/Area	Amount [ug/L]	Grp	Name
8.392		-	-	-		HMX
12.732		-	-	-		RDX
13.360		-	-	-		1,3,5-Trinitrobenzene
15.665	BV	61.30807	3.61806	221.81613		1,2-Dinitrobenzene
16.596		-	-	-		1,3-Dinitrobenzene
17.808		-	-	-		Nitrobenzene
21.809	VBA	1.61392	1.93071	3.11602		2,4,6-Trinitrotoluene
22.623		-	-	-		Tetryl
25.456		-	-	-		2,6-Dinitrotoluene
26.810	BV	26.97904	1.81490	48.96429		2,4-Dinitrotoluene
28.962		-	-	-		2-Nitrotoluene
31.563		-	-	-		4-Nitrotoluene
33.864		-	-	-		3-Nitrotoluene
34.797		-	-	-		4-Amino-2,6-Dinitrotoluene
37.373		-	-	-		2-Amino-4,6-Dinitrotoluene

Totals : 273.89644

1 Warnings or Errors :

Warning : Calibrated compound(s) not found

==========

*** End of Report ***

Data File C:\CHEM32\1\DATA\031221\031221 2021-03-12 16-43-12\5L027813.D
Sample Name: M1C0514-03

==========

Acq. Operator : JWR
Seq. Line : 10
Acq. Instrument : HPLC5
Location : Vial 10
Injection Date : 3/12/2021 8:28:20 PM
Inj : 1
Inj Volume : 100 µl
Acq. Method : C:\Chem32\1\DATA\031221\031221 2021-03-12 16-43-12\8330PLUS-PETN.M
Last changed : 3/12/2021 4:43:06 PM by JWR
Analysis Method : C:\CHEM32\1\METHODS\8330PLUS-PETNDA.M
Last changed : 3/16/2021 6:23:35 PM by JWR
Method Info : OVD-SOP#HPLC02: 8330PLUS-PETN Calibration 02/16/2021

Sample Info : 1

==========

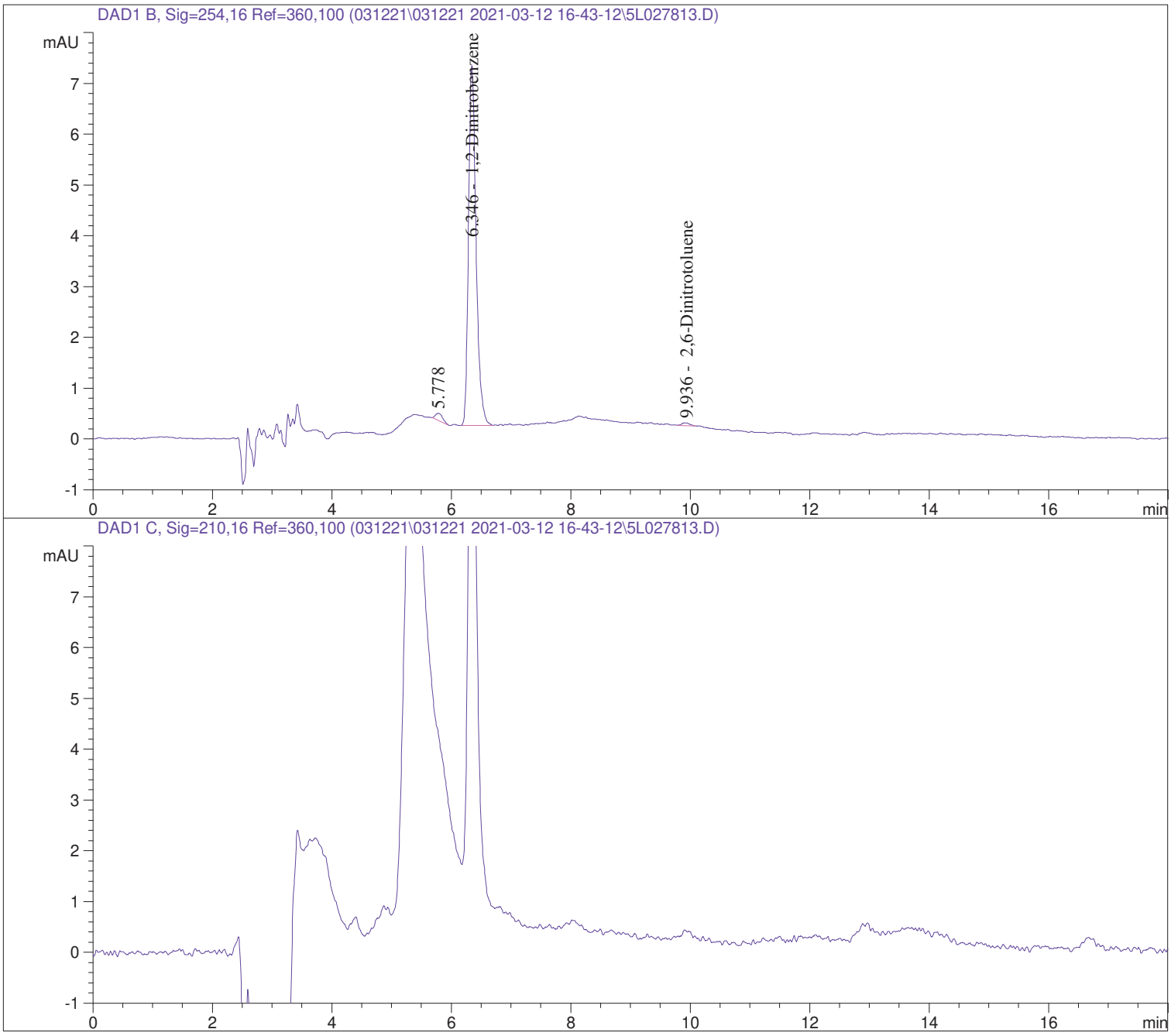

Data File C:\CHEM32\1\DATA\031221\031221 2021-03-12 16-43-12\5L027813.D
Sample Name: M1C0514-03

==========

Acq. Operator : JWR Seq. Line : 10
Acq. Instrument : HPLC5 Location : Vial 10
Injection Date : 3/12/2021 8:28:20 PM Inj : 1
Inj Volume : 100 µl
Acq. Method : C:\Chem32\1\DATA\031221\031221 2021-03-12 16-43-12\8330PLUS-PETN.M
Last changed : 3/12/2021 4:43:06 PM by JWR
Analysis Method : C:\CHEM32\1\METHODS\8330PLUS-PETNDA.M
Last changed : 3/16/2021 6:23:35 PM by JWR
Method Info : OVD-SOP#HPLC02: 8330PLUS-PETN Calibration 02/16/2021

Sample Info : 1

==========

==========

External Standard Report

==========

Sorted By : Signal
Calib. Data Modified : 3/16/2021 6:00:18 PM
Multiplier : 1.0000
Dilution : 1.0000
Use Multiplier & Dilution Factor with ISTDs

Signal 1: DAD1 B, Sig=254,16 Ref=360,100

RetTime [min]	Type	Area [mAU*s]	Amt/Area	Amount [ug/L]	Grp	Name
3.756		-	-	-		HMX
4.992		-	-	-		RDX
6.079		-	-	-		1,3,5-Trinitrobenzene
6.346	BV	62.38135	3.60194	224.69416		1,2-Dinitrobenzene
7.231		-	-	-		1,3-Dinitrobenzene
7.489		-	-	-		Tetryl
7.930		-	-	-		Nitrobenzene
8.575		-	-	-		2,4,6-Trinitrotoluene
9.162		-	-	-		4-Amino-2,6-Dinitrotoluene
9.597		-	-	-		2-Amino-4,6-Dinitrotoluene
9.936	VBA	5.32273e-1	9.88172e-1	5.25977e-1		2,6-Dinitrotoluene
10.157		-	-	-		2,4-Dinitrotoluene
11.486		-	-	-		2-Nitrotoluene
12.034		-	-	-		4-Nitrotoluene
12.917		-	-	-		3-Nitrotoluene

Totals : 225.22014

Data File C:\CHEM32\1\DATA\031221\031221 2021-03-12 16-43-12\5L027813.D
Sample Name: M1C0514-03

==========

Acq. Operator : JWR
Seq. Line : 10
Acq. Instrument : HPLC5
Location : Vial 10
Injection Date : 3/12/2021 8:28:20 PM
Inj : 1
Inj Volume : 100 µl
Acq. Method : C:\Chem32\1\DATA\031221\031221 2021-03-12 16-43-12\8330PLUS-PETN.M
Last changed : 3/12/2021 4:43:06 PM by JWR
Analysis Method : C:\CHEM32\1\METHODS\8330PLUS-PETNDA.M
Last changed : 3/16/2021 6:23:35 PM by JWR
Method Info : OVD-SOP#HPLC02: 8330PLUS-PETN Calibration 02/16/2021

Sample Info : 1

==========

Signal 2: DAD1 C, Sig=210,16 Ref=360,100

RetTime [min]	Type	Area [mAU*s]	Amt/Area	Amount [ug/L]	Grp	Name
13.644		-	-	-		PETN

Totals : 0.00000

2 Warnings or Errors :

Warning : Calibration warnings (see calibration table listing)
Warning : Calibrated compound(s) not found

==========

*** End of Report ***

Data File C:\CHEM32\1\DATA\031221\031221 2021-03-12 16-43-12\5L027814.D
Sample Name: M1C0514-04

==========

Acq. Operator : JWR
Seq. Line : 11
Acq. Instrument : HPLC5
Location : Vial 11
Injection Date : 3/12/2021 8:51:36 PM
Inj : 1
Inj Volume : 100 µl
Acq. Method : C:\Chem32\1\DATA\031221\031221 2021-03-12 16-43-12\8330PLUS-PETN.M
Last changed : 3/12/2021 4:43:06 PM by JWR
Analysis Method : C:\CHEM32\1\METHODS\8330PLUS-PETNDA.M
Last changed : 3/16/2021 6:28:05 PM by JWR
Method Info : OVD-SOP#HPLC02: 8330PLUS-PETN Calibration 02/16/2021

Sample Info : 1

==========

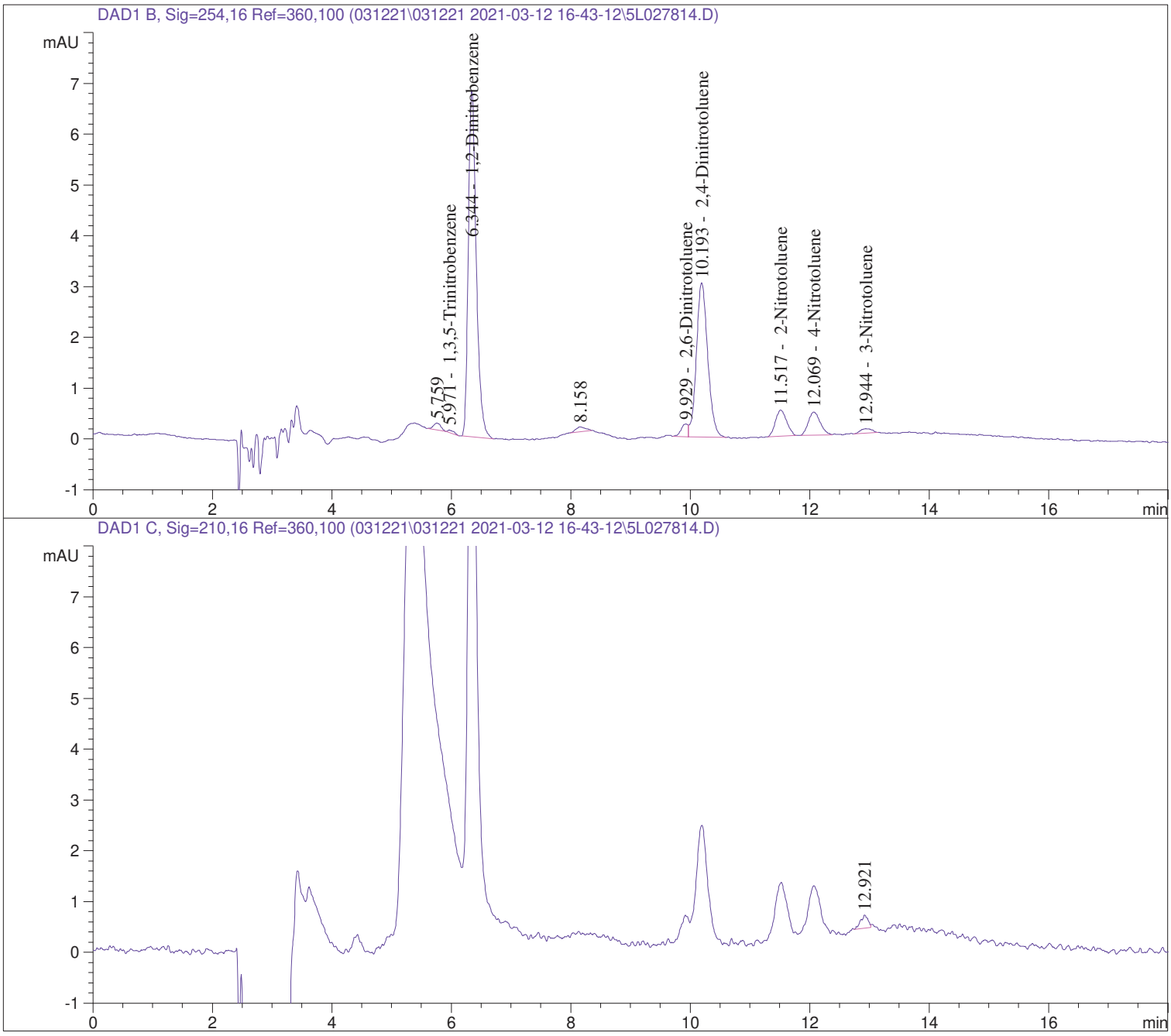

Data File C:\CHEM32\1\DATA\031221\031221 2021-03-12 16-43-12\5L027814.D
Sample Name: M1C0514-04

==========

Acq. Operator : JWR Seq. Line : 11
Acq. Instrument : HPLC5 Location : Vial 11
Injection Date : 3/12/2021 8:51:36 PM Inj : 1
Inj Volume : 100 µl
Acq. Method : C:\Chem32\1\DATA\031221\031221 2021-03-12 16-43-12\8330PLUS-PETN.M
Last changed : 3/12/2021 4:43:06 PM by JWR
Analysis Method : C:\CHEM32\1\METHODS\8330PLUS-PETNDA.M
Last changed : 3/16/2021 6:28:05 PM by JWR
Method Info : OVD-SOP#HPLC02: 8330PLUS-PETN Calibration 02/16/2021

Sample Info : 1

==========

==========

External Standard Report

==========

Sorted By : Signal
Calib. Data Modified : 3/16/2021 6:00:18 PM
Multiplier : 1.0000
Dilution : 1.0000
Use Multiplier & Dilution Factor with ISTDs

Signal 1: DAD1 B, Sig=254,16 Ref=360,100

RetTime [min]	Type	Area [mAU*s]	Amt/Area	Amount [ug/L]	Grp	Name
3.756		-	-	-		HMX
4.992		-	-	-		RDX
5.971	VBA	3.95700e-1	2.22691	8.81186e-1		1,3,5-Trinitrobenzene
6.344	BBA	62.83398	3.60194	226.32436		1,2-Dinitrobenzene
7.231		-	-	-		1,3-Dinitrobenzene
7.489		-	-	-		Tetryl
7.930		-	-	-		Nitrobenzene
8.575		-	-	-		2,4,6-Trinitrotoluene
9.162		-	-	-		4-Amino-2,6-Dinitrotoluene
9.597		-	-	-		2-Amino-4,6-Dinitrotoluene
9.929	BV	2.04545	3.11169	6.36480		2,6-Dinitrotoluene
10.193	VV	40.12930	1.79825	72.16258		2,4-Dinitrotoluene
11.517	BV	6.75795	4.50653	30.45495		2-Nitrotoluene
12.069	BV	6.29120	5.44370	34.24739		4-Nitrotoluene
12.944	VBA	1.25898	3.96050	4.98618		3-Nitrotoluene

Totals : 375.42145

Data File C:\CHEM32\1\DATA\031221\031221 2021-03-12 16-43-12\5L027814.D
Sample Name: M1C0514-04

==========

Acq. Operator : JWR Seq. Line : 11
Acq. Instrument : HPLC5 Location : Vial 11
Injection Date : 3/12/2021 8:51:36 PM Inj : 1
Inj Volume : 100 µl
Acq. Method : C:\Chem32\1\DATA\031221\031221 2021-03-12 16-43-12\8330PLUS-PETN.M
Last changed : 3/12/2021 4:43:06 PM by JWR
Analysis Method : C:\CHEM32\1\METHODS\8330PLUS-PETNDA.M
Last changed : 3/16/2021 6:28:05 PM by JWR
Method Info : OVD-SOP#HPLC02: 8330PLUS-PETN Calibration 02/16/2021

Sample Info : 1

==========

Signal 2: DAD1 C, Sig=210,16 Ref=360,100

RetTime [min]	Type	Area [mAU*s]	Amt/Area	Amount [ug/L]	Grp	Name
13.644		-	-	-		PETN

Totals : 0.00000

2 Warnings or Errors :

Warning : Calibration warnings (see calibration table listing)
Warning : Calibrated compound(s) not found

==========

*** End of Report ***

Data File C:\CHEM32\1\DATA\031521\031521 2021-03-15 19-22-41\6L0008449.D
Sample Name: M1C0514-04RE1

==========

Acq. Operator : JWR
Seq. Line : 7
Acq. Instrument : HPLC6
Location : 7
Injection Date : 3/16/2021 12:42:34 AM
Inj : 1
Inj Volume : 100.000 µl
Acq. Method : C:\Chem32\1\Data\031521\031521 2021-03-15 19-22-41\8330.M
Last changed : 3/15/2021 7:22:41 PM by JWR
Analysis Method : C:\CHEM32\1\METHODS\8330DATA.M
Last changed : 3/17/2021 11:10:05 PM by JWR
Method Info : OVD-SOP#HPLC02 : 8330 Calibration 23-MAY-2020

Sample Info : 1

==========

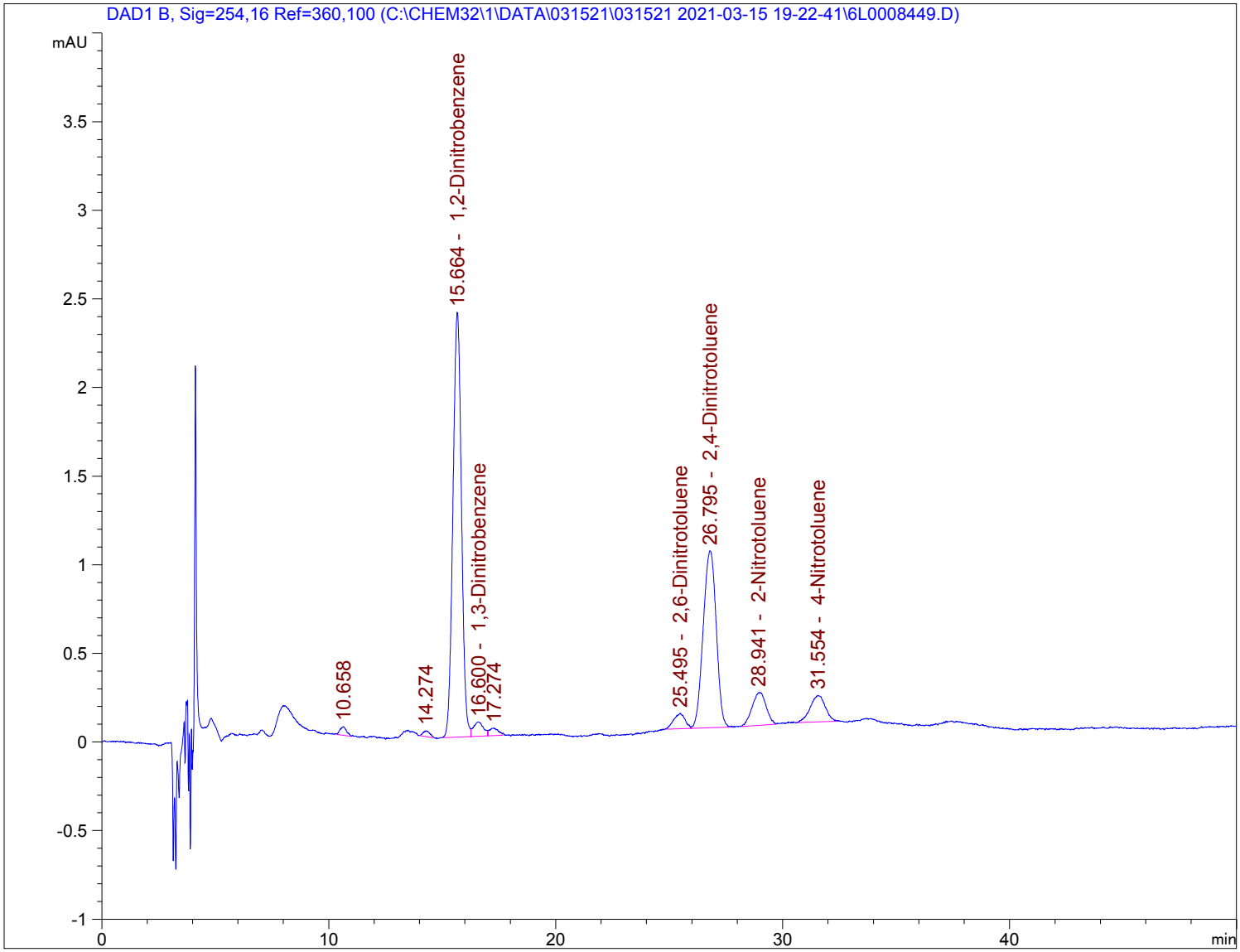

Data File C:\CHEM32\1\DATA\031521\031521 2021-03-15 19-22-41\6L0008449.D
Sample Name: M1C0514-04RE1

==========

Acq. Operator : JWR
Seq. Line : 7
Acq. Instrument : HPLC6
Location : 7
Injection Date : 3/16/2021 12:42:34 AM
Inj : 1
Inj Volume : 100.000 µl
Acq. Method : C:\Chem32\1\Data\031521\031521 2021-03-15 19-22-41\8330.M
Last changed : 3/15/2021 7:22:41 PM by JWR
Analysis Method : C:\CHEM32\1\METHODS\8330DATA.M
Last changed : 3/17/2021 11:10:05 PM by JWR
Method Info : OVD-SOP#HPLC02 : 8330 Calibration 23-MAY-2020

Sample Info : 1

==========

==========

External Standard Report

==========

Sorted By : Signal
Calib. Data Modified : 3/17/2021 10:41:50 PM
Multiplier : 1.0000
Dilution : 1.0000
Do not use Multiplier & Dilution Factor with ISTDs

Signal 1: DAD1 B, Sig=254,16 Ref=360,100

RetTime [min]	Type	Area [mAU*s]	Amt/Area	Amount [ug/L]	Grp	Name
8.392		-	-	-		HMX
12.732		-	-	-		RDX
13.360		-	-	-		1,3,5-Trinitrobenzene
15.664	BV	62.26619	3.61815	225.28818		1,2-Dinitrobenzene
16.600	VV	2.51082	1.64868	4.13955		1,3-Dinitrobenzene
17.808		-	-	-		Nitrobenzene
21.859		-	-	-		2,4,6-Trinitrotoluene
22.623		-	-	-		Tetryl
25.495	BV	2.97358	3.66878	10.90939		2,6-Dinitrotoluene
26.795	VV	39.84140	1.82134	72.56479		2,4-Dinitrotoluene
28.941	BV	7.98240	4.47566	35.72653		2-Nitrotoluene
31.554	BBA	6.92264	5.43966	37.65682		4-Nitrotoluene
33.864		-	-	-		3-Nitrotoluene
34.797		-	-	-		4-Amino-2,6-Dinitrotoluene
37.373		-	-	-		2-Amino-4,6-Dinitrotoluene

Totals : 386.28527

1 Warnings or Errors :

Warning : Calibrated compound(s) not found

==========

*** End of Report ***

Data File C:\CHEM32\1\DATA\031221\031221 2021-03-12 16-43-12\5L027816.D
Sample Name: M1C0514-05

==========

Acq. Operator : JWR
Seq. Line : 13
Acq. Instrument : HPLC5
Location : Vial 12
Injection Date : 3/12/2021 9:38:01 PM
Inj : 1
Inj Volume : 100 µl
Acq. Method : C:\Chem32\1\DATA\031221\031221 2021-03-12 16-43-12\8330PLUS-PETN.M
Last changed : 3/12/2021 4:43:06 PM by JWR
Analysis Method : C:\CHEM32\1\METHODS\8330PLUS-PETNDA.M
Last changed : 3/16/2021 6:30:41 PM by JWR
Method Info : OVD-SOP#HPLC02: 8330PLUS-PETN Calibration 02/16/2021

Sample Info : 1

==========

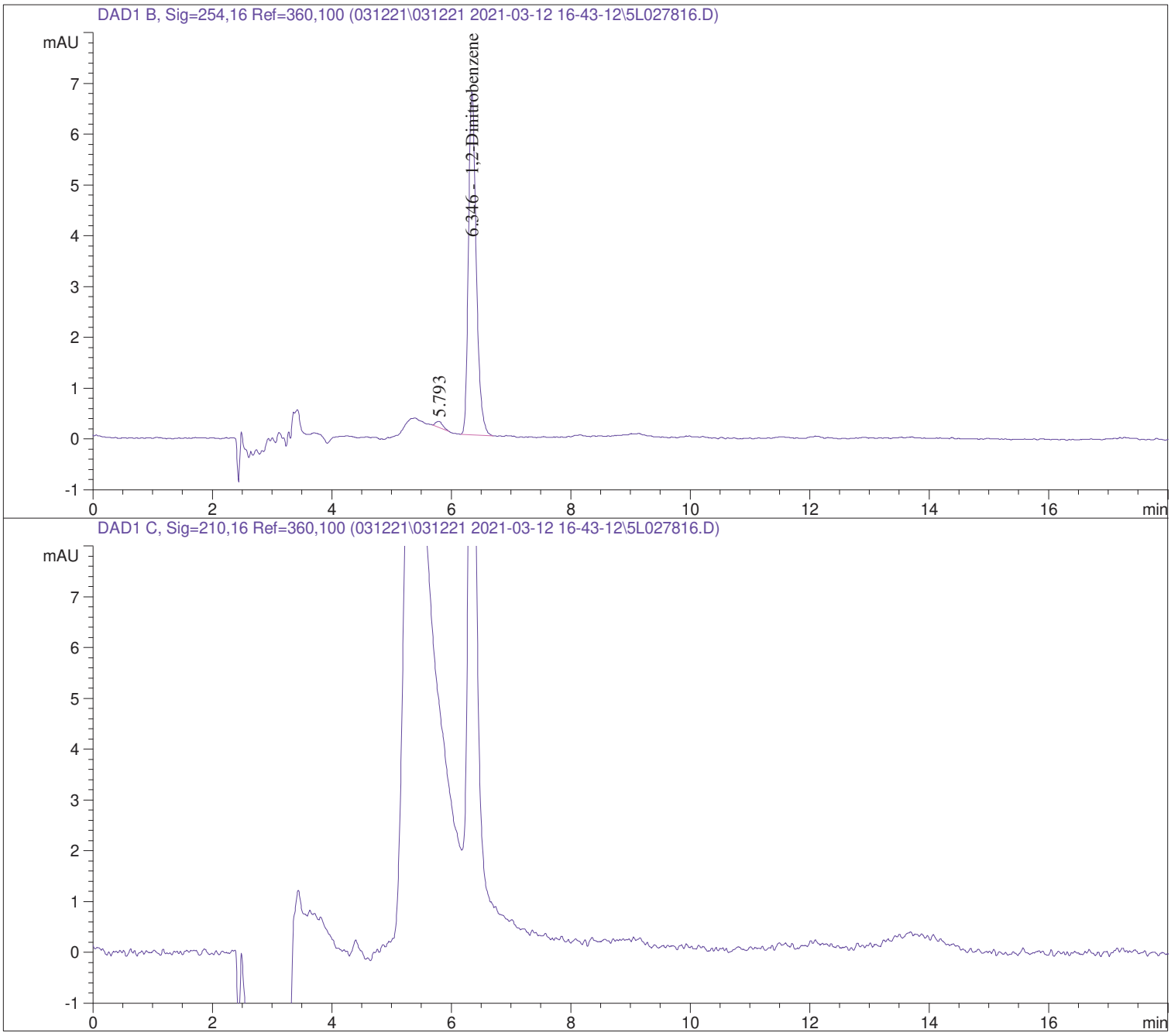

Data File C:\CHEM32\1\DATA\031221\031221 2021-03-12 16-43-12\5L027816.D
Sample Name: M1C0514-05

==========

Acq. Operator : JWR Seq. Line : 13
Acq. Instrument : HPLC5 Location : Vial 12
Injection Date : 3/12/2021 9:38:01 PM Inj : 1
Inj Volume : 100 µl
Acq. Method : C:\Chem32\1\DATA\031221\031221 2021-03-12 16-43-12\8330PLUS-PETN.M
Last changed : 3/12/2021 4:43:06 PM by JWR
Analysis Method : C:\CHEM32\1\METHODS\8330PLUS-PETNDA.M
Last changed : 3/16/2021 6:30:41 PM by JWR
Method Info : OVD-SOP#HPLC02: 8330PLUS-PETN Calibration 02/16/2021

Sample Info : 1

==========

==========

External Standard Report

==========

Sorted By : Signal
Calib. Data Modified : 3/16/2021 6:00:18 PM
Multiplier : 1.0000
Dilution : 1.0000
Use Multiplier & Dilution Factor with ISTDs

Signal 1: DAD1 B, Sig=254,16 Ref=360,100

RetTime [min]	Type	Area [mAU*s]	Amt/Area	Amount [ug/L]	Grp	Name
3.756		-	-	-		HMX
4.992		-	-	-		RDX
6.079		-	-	-		1,3,5-Trinitrobenzene
6.346	BBA	60.64256	3.60195	218.43171		1,2-Dinitrobenzene
7.231		-	-	-		1,3-Dinitrobenzene
7.489		-	-	-		Tetryl
7.930		-	-	-		Nitrobenzene
8.575		-	-	-		2,4,6-Trinitrotoluene
9.162		-	-	-		4-Amino-2,6-Dinitrotoluene
9.597		-	-	-		2-Amino-4,6-Dinitrotoluene
9.891		-	-	-		2,6-Dinitrotoluene
10.157		-	-	-		2,4-Dinitrotoluene
11.486		-	-	-		2-Nitrotoluene
12.034		-	-	-		4-Nitrotoluene
12.917		-	-	-		3-Nitrotoluene

Totals : 218.43171

Data File C:\CHEM32\1\DATA\031221\031221 2021-03-12 16-43-12\5L027816.D
Sample Name: M1C0514-05

==========

Acq. Operator : JWR Seq. Line : 13
Acq. Instrument : HPLC5 Location : Vial 12
Injection Date : 3/12/2021 9:38:01 PM Inj : 1
Inj Volume : 100 µl
Acq. Method : C:\Chem32\1\DATA\031221\031221 2021-03-12 16-43-12\8330PLUS-PETN.M
Last changed : 3/12/2021 4:43:06 PM by JWR
Analysis Method : C:\CHEM32\1\METHODS\8330PLUS-PETNDA.M
Last changed : 3/16/2021 6:30:41 PM by JWR
Method Info : OVD-SOP#HPLC02: 8330PLUS-PETN Calibration 02/16/2021

Sample Info : 1

==========

Signal 2: DAD1 C, Sig=210,16 Ref=360,100

RetTime [min]	Type	Area [mAU*s]	Amt/Area	Amount [ug/L]	Grp	Name
13.644		-	-	-		PETN

Totals : 0.00000

2 Warnings or Errors :

Warning : Calibration warnings (see calibration table listing)
Warning : Calibrated compound(s) not found

==========

*** End of Report ***

Data File C:\CHEM32\1\DATA\031221\031221 2021-03-12 16-43-12\5L027817.D
Sample Name: M1C0514-06

==========

Acq. Operator : JWR
Seq. Line : 14
Acq. Instrument : HPLC5
Location : Vial 13
Injection Date : 3/12/2021 10:01:15 PM
Inj : 1
Inj Volume : 100 µl
Acq. Method : C:\Chem32\1\DATA\031221\031221 2021-03-12 16-43-12\8330PLUS-PETN.M
Last changed : 3/12/2021 4:43:06 PM by JWR
Analysis Method : C:\CHEM32\1\METHODS\8330PLUS-PETNDA.M
Last changed : 3/16/2021 6:32:53 PM by JWR
Method Info : OVD-SOP#HPLC02: 8330PLUS-PETN Calibration 02/16/2021

Sample Info : 1

==========

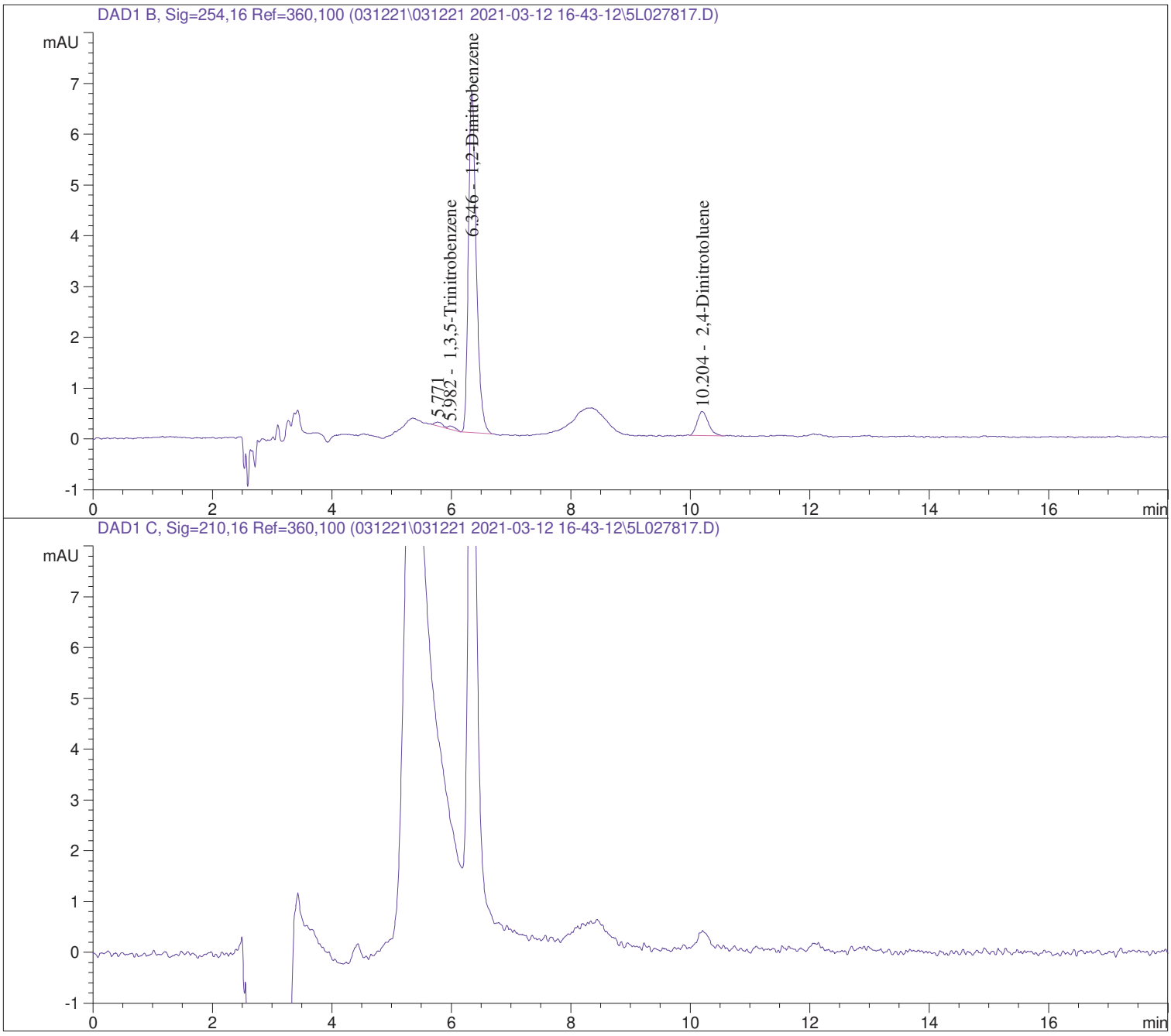

Data File C:\CHEM32\1\DATA\031221\031221 2021-03-12 16-43-12\5L027817.D
Sample Name: M1C0514-06

==========

Acq. Operator : JWR
Seq. Line : 14
Acq. Instrument : HPLC5
Location : Vial 13
Injection Date : 3/12/2021 10:01:15 PM
Inj : 1
Inj Volume : 100 µl
Acq. Method : C:\Chem32\1\DATA\031221\031221 2021-03-12 16-43-12\8330PLUS-PETN.M
Last changed : 3/12/2021 4:43:06 PM by JWR
Analysis Method : C:\CHEM32\1\METHODS\8330PLUS-PETNDA.M
Last changed : 3/16/2021 6:32:53 PM by JWR
Method Info : OVD-SOP#HPLC02: 8330PLUS-PETN Calibration 02/16/2021

Sample Info : 1

==========

==========

External Standard Report

==========

Sorted By : Signal
Calib. Data Modified : 3/16/2021 6:00:18 PM
Multiplier : 1.0000
Dilution : 1.0000
Use Multiplier & Dilution Factor with ISTDs

Signal 1: DAD1 B, Sig=254,16 Ref=360,100

RetTime [min]	Type	Area [mAU*s]	Amt/Area	Amount [ug/L]	Grp	Name
3.756		-	-	-		HMX
4.992		-	-	-		RDX
5.982	VBA	5.74036e-1	2.35785	1.35349		1,3,5-Trinitrobenzene
6.346	BBA	61.38176	3.60195	221.09402		1,2-Dinitrobenzene
7.231		-	-	-		1,3-Dinitrobenzene
7.489		-	-	-		Tetryl
7.930		-	-	-		Nitrobenzene
8.575		-	-	-		2,4,6-Trinitrotoluene
9.162		-	-	-		4-Amino-2,6-Dinitrotoluene
9.597		-	-	-		2-Amino-4,6-Dinitrotoluene
9.891		-	-	-		2,6-Dinitrotoluene
10.204	BV	6.25970	1.69666	10.62057		2,4-Dinitrotoluene
11.486		-	-	-		2-Nitrotoluene
12.034		-	-	-		4-Nitrotoluene
12.917		-	-	-		3-Nitrotoluene

Totals : 233.06807

Data File C:\CHEM32\1\DATA\031221\031221 2021-03-12 16-43-12\5L027817.D
Sample Name: M1C0514-06

==========

Acq. Operator : JWR
Seq. Line : 14
Acq. Instrument : HPLC5
Location : Vial 13
Injection Date : 3/12/2021 10:01:15 PM
Inj : 1
Inj Volume : 100 µl
Acq. Method : C:\Chem32\1\DATA\031221\031221 2021-03-12 16-43-12\8330PLUS-PETN.M
Last changed : 3/12/2021 4:43:06 PM by JWR
Analysis Method : C:\CHEM32\1\METHODS\8330PLUS-PETNDA.M
Last changed : 3/16/2021 6:32:53 PM by JWR
Method Info : OVD-SOP#HPLC02: 8330PLUS-PETN Calibration 02/16/2021

Sample Info : 1

==========

Signal 2: DAD1 C, Sig=210,16 Ref=360,100

RetTime [min]	Type	Area [mAU*s]	Amt/Area	Amount [ug/L]	Grp	Name
13.644		-	-	-		PETN

Totals : 0.00000

2 Warnings or Errors :

Warning : Calibration warnings (see calibration table listing)
Warning : Calibrated compound(s) not found

==========

*** End of Report ***

Data File C:\CHEM32\1\DATA\031221\031221 2021-03-12 16-43-12\5L027818.D
Sample Name: M1C0514-07

==========

Acq. Operator : JWR
Seq. Line : 15
Acq. Instrument : HPLC5
Location : Vial 14
Injection Date : 3/12/2021 10:24:22 PM
Inj : 1
Inj Volume : 100 µl
Acq. Method : C:\Chem32\1\DATA\031221\031221 2021-03-12 16-43-12\8330PLUS-PETN.M
Last changed : 3/12/2021 4:43:06 PM by JWR
Analysis Method : C:\CHEM32\1\METHODS\8330PLUS-PETNDA.M
Last changed : 3/16/2021 6:35:05 PM by JWR
Method Info : OVD-SOP#HPLC02: 8330PLUS-PETN Calibration 02/16/2021

Sample Info : 1

==========

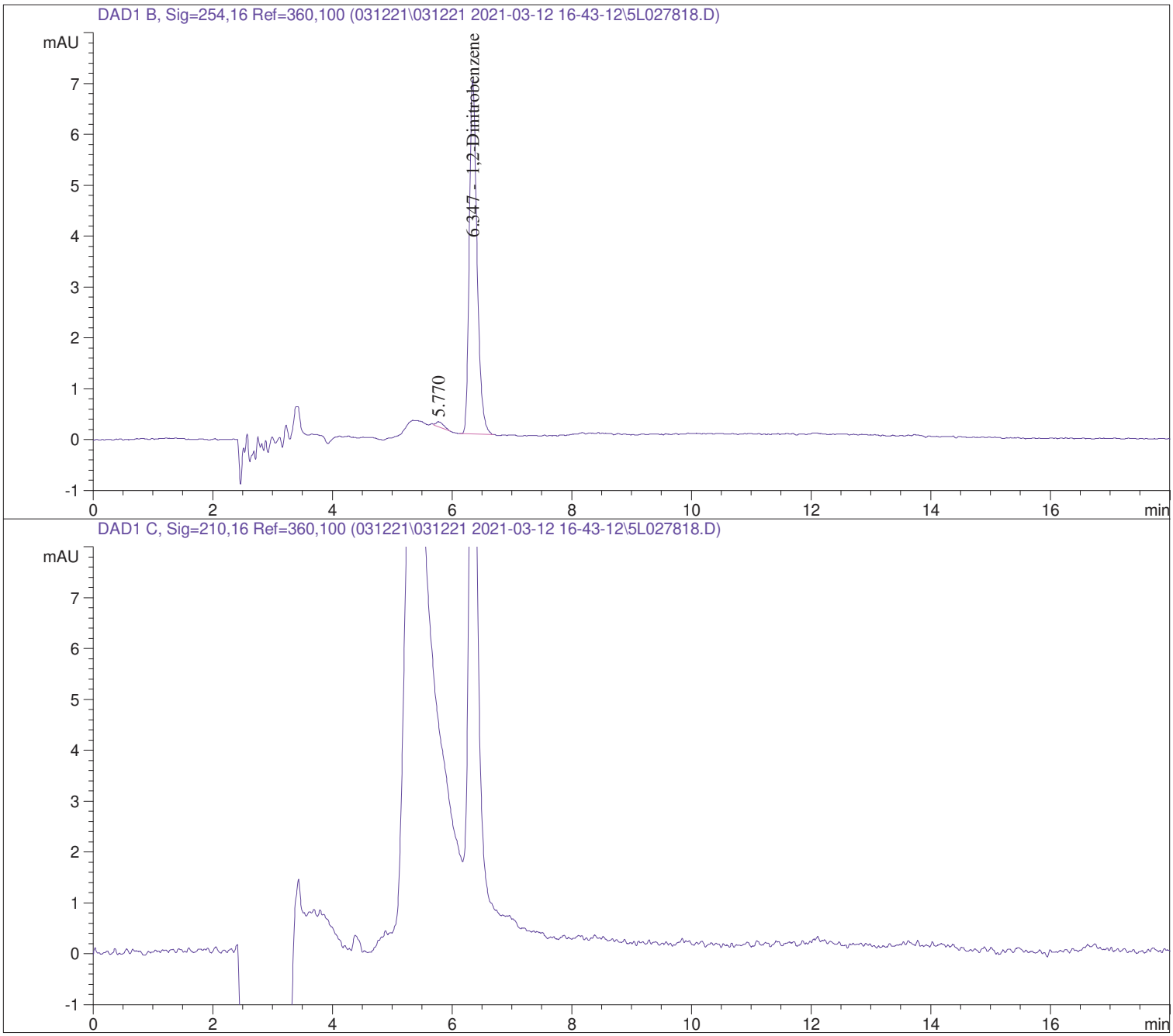

Data File C:\CHEM32\1\DATA\031221\031221 2021-03-12 16-43-12\5L027818.D
Sample Name: M1C0514-07

==========

Acq. Operator : JWR Seq. Line : 15
Acq. Instrument : HPLC5 Location : Vial 14
Injection Date : 3/12/2021 10:24:22 PM Inj : 1
Inj Volume : 100 µl
Acq. Method : C:\Chem32\1\DATA\031221\031221 2021-03-12 16-43-12\8330PLUS-PETN.M
Last changed : 3/12/2021 4:43:06 PM by JWR
Analysis Method : C:\CHEM32\1\METHODS\8330PLUS-PETNDA.M
Last changed : 3/16/2021 6:35:05 PM by JWR
Method Info : OVD-SOP#HPLC02: 8330PLUS-PETN Calibration 02/16/2021

Sample Info : 1

==========

==========

External Standard Report

==========

Sorted By : Signal
Calib. Data Modified : 3/16/2021 6:00:18 PM
Multiplier : 1.0000
Dilution : 1.0000
Use Multiplier & Dilution Factor with ISTDs

Signal 1: DAD1 B, Sig=254,16 Ref=360,100

RetTime [min]	Type	Area [mAU*s]	Amt/Area	Amount [ug/L]	Grp	Name
3.756		-	-	-		HMX
4.992		-	-	-		RDX
6.079		-	-	-		1,3,5-Trinitrobenzene
6.347	BBA	62.40635	3.60194	224.78420		1,2-Dinitrobenzene
7.231		-	-	-		1,3-Dinitrobenzene
7.489		-	-	-		Tetryl
7.930		-	-	-		Nitrobenzene
8.575		-	-	-		2,4,6-Trinitrotoluene
9.162		-	-	-		4-Amino-2,6-Dinitrotoluene
9.597		-	-	-		2-Amino-4,6-Dinitrotoluene
9.891		-	-	-		2,6-Dinitrotoluene
10.157		-	-	-		2,4-Dinitrotoluene
11.486		-	-	-		2-Nitrotoluene
12.034		-	-	-		4-Nitrotoluene
12.917		-	-	-		3-Nitrotoluene

Totals : 224.78420

Data File C:\CHEM32\1\DATA\031221\031221 2021-03-12 16-43-12\5L027818.D
Sample Name: M1C0514-07

==========

Acq. Operator : JWR Seq. Line : 15
Acq. Instrument : HPLC5 Location : Vial 14
Injection Date : 3/12/2021 10:24:22 PM Inj : 1
Inj Volume : 100 µl
Acq. Method : C:\Chem32\1\DATA\031221\031221 2021-03-12 16-43-12\8330PLUS-PETN.M
Last changed : 3/12/2021 4:43:06 PM by JWR
Analysis Method : C:\CHEM32\1\METHODS\8330PLUS-PETNDA.M
Last changed : 3/16/2021 6:35:05 PM by JWR
Method Info : OVD-SOP#HPLC02: 8330PLUS-PETN Calibration 02/16/2021

Sample Info : 1

==========

Signal 2: DAD1 C, Sig=210,16 Ref=360,100

RetTime [min]	Type	Area [mAU*s]	Amt/Area	Amount [ug/L]	Grp	Name
13.644		-	-	-		PETN

Totals : 0.00000

2 Warnings or Errors :

Warning : Calibration warnings (see calibration table listing)
Warning : Calibrated compound(s) not found

==========

*** End of Report ***

Data File C:\CHEM32\1\DATA\031221\031221 2021-03-12 16-43-12\5L027819.D
Sample Name: M1C0514-08

==========

Acq. Operator : JWR
Seq. Line : 16
Acq. Instrument : HPLC5
Location : Vial 15
Injection Date : 3/12/2021 10:47:31 PM
Inj : 1
Inj Volume : 100 µl
Acq. Method : C:\Chem32\1\DATA\031221\031221 2021-03-12 16-43-12\8330PLUS-PETN.M
Last changed : 3/12/2021 4:43:06 PM by JWR
Analysis Method : C:\CHEM32\1\METHODS\8330PLUS-PETNDA.M
Last changed : 3/16/2021 6:39:37 PM by JWR
Method Info : OVD-SOP#HPLC02: 8330PLUS-PETN Calibration 02/16/2021

Sample Info : 1

==========

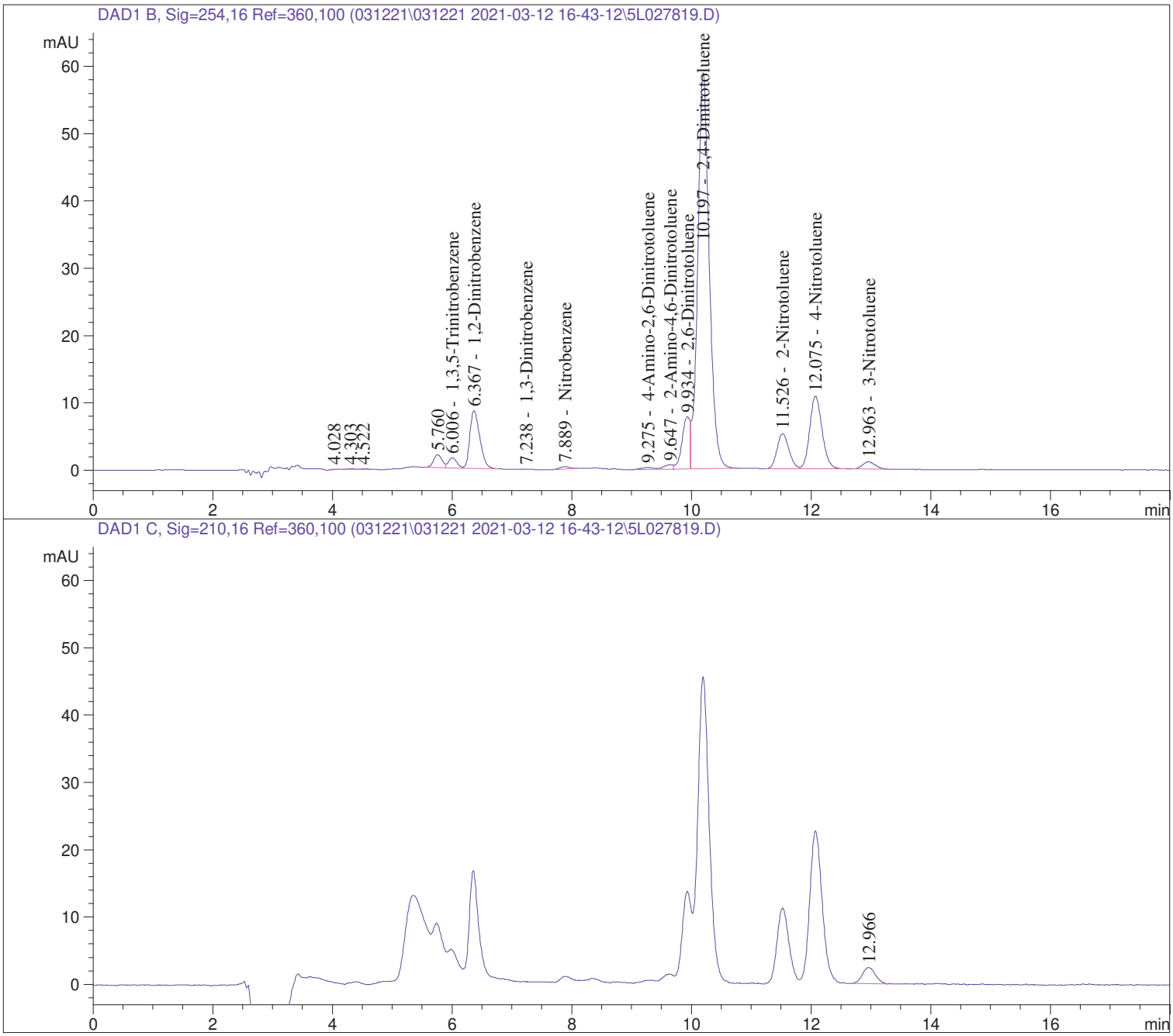

Data File C:\CHEM32\1\DATA\031221\031221 2021-03-12 16-43-12\5L027819.D
Sample Name: M1C0514-08

==========

Acq. Operator : JWR
Seq. Line : 16
Acq. Instrument : HPLC5
Location : Vial 15
Injection Date : 3/12/2021 10:47:31 PM
Inj : 1
Inj Volume : 100 µl
Acq. Method : C:\Chem32\1\DATA\031221\031221 2021-03-12 16-43-12\8330PLUS-PETN.M
Last changed : 3/12/2021 4:43:06 PM by JWR
Analysis Method : C:\CHEM32\1\METHODS\8330PLUS-PETNDA.M
Last changed : 3/16/2021 6:39:37 PM by JWR
Method Info : OVD-SOP#HPLC02: 8330PLUS-PETN Calibration 02/16/2021

Sample Info : 1

==========

==========

External Standard Report

==========

Sorted By : Signal
Calib. Data Modified : 3/16/2021 6:00:18 PM
Multiplier : 1.0000
Dilution : 1.0000
Use Multiplier & Dilution Factor with ISTDs

Signal 1: DAD1 B, Sig=254,16 Ref=360,100

RetTime [min]	Type	Area [mAU*s]	Amt/Area	Amount [ug/L]	Grp	Name
3.756		-	-	-		HMX
4.992		-	-	-		RDX
6.006	VV	14.74672	2.63708	38.88823		1,3,5-Trinitrobenzene
6.367	VBA	99.19779	3.60182	357.29224		1,2-Dinitrobenzene
7.238	BBA	6.08826e-1	1.02422	6.23571e-1		1,3-Dinitrobenzene
7.489		-	-	-		Tetryl
7.889	BBA	3.91035	2.59296	10.13937		Nitrobenzene
8.575		-	-	-		2,4,6-Trinitrotoluene
9.275	BV	4.51703	4.26027	19.24378		4-Amino-2,6-Dinitrotoluene
9.647	VV	7.43888	3.06558	22.80450		2-Amino-4,6-Dinitrotoluene
9.934	VV	72.38544	3.83754	277.78229		2,6-Dinitrotoluene
10.197	VBA	785.92383	1.81607	1427.29179		2,4-Dinitrotoluene
11.526	BV	72.28179	4.59173	331.89867		2-Nitrotoluene
12.075	VV	156.08357	5.46815	853.48780		4-Nitrotoluene
12.963	VBA	16.24433	4.06394	66.01601		3-Nitrotoluene

Totals : 3405.46825

Data File C:\CHEM32\1\DATA\031221\031221 2021-03-12 16-43-12\5L027819.D
Sample Name: M1C0514-08

==========

Acq. Operator : JWR Seq. Line : 16
Acq. Instrument : HPLC5 Location : Vial 15
Injection Date : 3/12/2021 10:47:31 PM Inj : 1
Inj Volume : 100 µl
Acq. Method : C:\Chem32\1\DATA\031221\031221 2021-03-12 16-43-12\8330PLUS-PETN.M
Last changed : 3/12/2021 4:43:06 PM by JWR
Analysis Method : C:\CHEM32\1\METHODS\8330PLUS-PETNDA.M
Last changed : 3/16/2021 6:39:37 PM by JWR
Method Info : OVD-SOP#HPLC02: 8330PLUS-PETN Calibration 02/16/2021

Sample Info : 1

==========

Signal 2: DAD1 C, Sig=210,16 Ref=360,100

RetTime [min]	Type	Area [mAU*s]	Amt/Area	Amount [ug/L]	Grp	Name
13.644		-	-	-		PETN

Totals : 0.00000

2 Warnings or Errors :

Warning : Calibration warnings (see calibration table listing)
Warning : Calibrated compound(s) not found

==========

*** End of Report ***

Data File C:\CHEM32\1\DATA\031521\031521 2021-03-15 19-22-41\6L0008450.D
Sample Name: M1C0514-08RE1

==========

Acq. Operator : JWR
Seq. Line : 8
Acq. Instrument : HPLC6
Location : 8
Injection Date : 3/16/2021 1:35:25 AM
Inj : 1
Inj Volume : 100.000 µl
Acq. Method : C:\Chem32\1\Data\031521\031521 2021-03-15 19-22-41\8330.M
Last changed : 3/15/2021 7:22:41 PM by JWR
Analysis Method : C:\CHEM32\1\METHODS\8330DATA.M
Last changed : 3/17/2021 11:19:20 PM by JWR
Method Info : OVD-SOP#HPLC02 : 8330 Calibration 23-MAY-2020

Sample Info : 1

==========

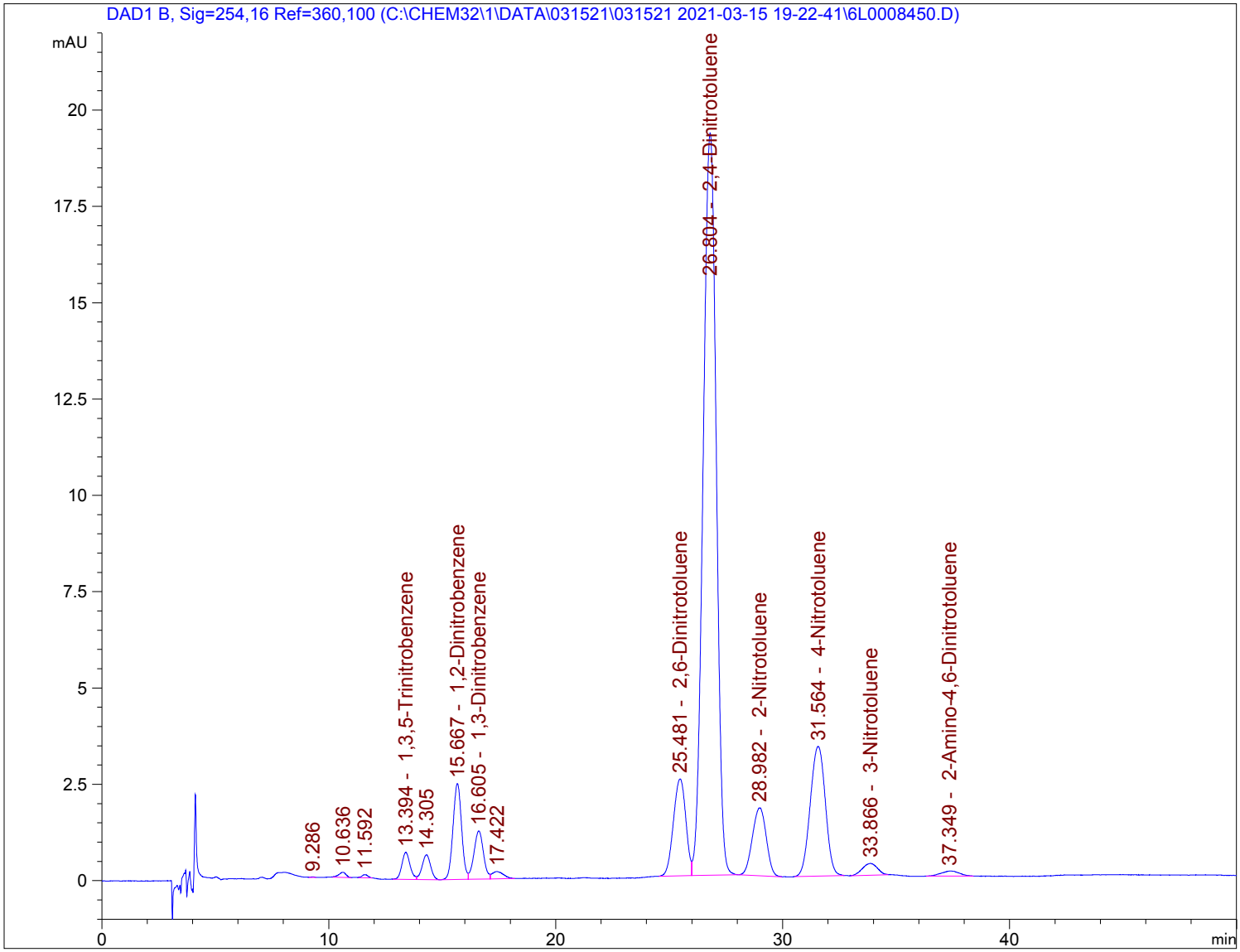

Data File C:\CHEM32\1\DATA\031521\031521 2021-03-15 19-22-41\6L0008450.D
Sample Name: M1C0514-08RE1

==========

Acq. Operator : JWR
Seq. Line : 8
Acq. Instrument : HPLC6
Location : 8
Injection Date : 3/16/2021 1:35:25 AM
Inj : 1
Inj Volume : 100.000 µl
Acq. Method : C:\Chem32\1\Data\031521\031521 2021-03-15 19-22-41\8330.M
Last changed : 3/15/2021 7:22:41 PM by JWR
Analysis Method : C:\CHEM32\1\METHODS\8330DATA.M
Last changed : 3/17/2021 11:19:20 PM by JWR
Method Info : OVD-SOP#HPLC02 : 8330 Calibration 23-MAY-2020

Sample Info : 1

==========

==========

External Standard Report

==========

Sorted By : Signal
Calib. Data Modified : 3/17/2021 10:41:50 PM
Multiplier : 1.0000
Dilution : 1.0000
Do not use Multiplier & Dilution Factor with ISTDs

Signal 1: DAD1 B, Sig=254,16 Ref=360,100

RetTime [min]	Type	Area [mAU*s]	Amt/Area	Amount [ug/L]	Grp	Name
8.392		-	-	-		HMX
12.732		-	-	-		RDX
13.394	VV	17.66828	2.33655	41.28287		1,3,5-Trinitrobenzene
15.667	VV	65.68082	3.61844	237.66213		1,2-Dinitrobenzene
16.605	VV	36.25409	1.63095	59.12849		1,3-Dinitrobenzene
17.808		-	-	-		Nitrobenzene
21.859		-	-	-		2,4,6-Trinitrotoluene
22.623		-	-	-		Tetryl
25.481	BV	95.38642	3.76641	359.26404		2,6-Dinitrotoluene
26.804	VV	771.53857	1.83415	1415.12009		2,4-Dinitrotoluene
28.982	VBA	74.58226	4.55226	339.51817		2-Nitrotoluene
31.564	BBA	156.09448	5.41673	845.52168		4-Nitrotoluene
33.866	BBA	13.95043	3.95555	55.18166		3-Nitrotoluene
34.797		-	-	-		4-Amino-2,6-Dinitrotoluene
37.349	BBA	7.54924	2.72721	20.58836		2-Amino-4,6-Dinitrotoluene

Totals : 3373.26748

1 Warnings or Errors :

Warning : Calibrated compound(s) not found

==========

*** End of Report ***

Data File C:\CHEM32\1\DATA\031221\031221 2021-03-12 16-43-12\5L027820.D
Sample Name: M1C0514-09

==========

Acq. Operator : JWR
Seq. Line : 17
Acq. Instrument : HPLC5
Location : Vial 16
Injection Date : 3/12/2021 11:10:42 PM
Inj : 1
Inj Volume : 100 µl
Acq. Method : C:\Chem32\1\DATA\031221\031221 2021-03-12 16-43-12\8330PLUS-PETN.M
Last changed : 3/12/2021 4:43:06 PM by JWR
Analysis Method : C:\CHEM32\1\METHODS\8330PLUS-PETNDA.M
Last changed : 3/16/2021 6:44:42 PM by JWR
Method Info : OVD-SOP#HPLC02: 8330PLUS-PETN Calibration 02/16/2021

Sample Info : 1

==========

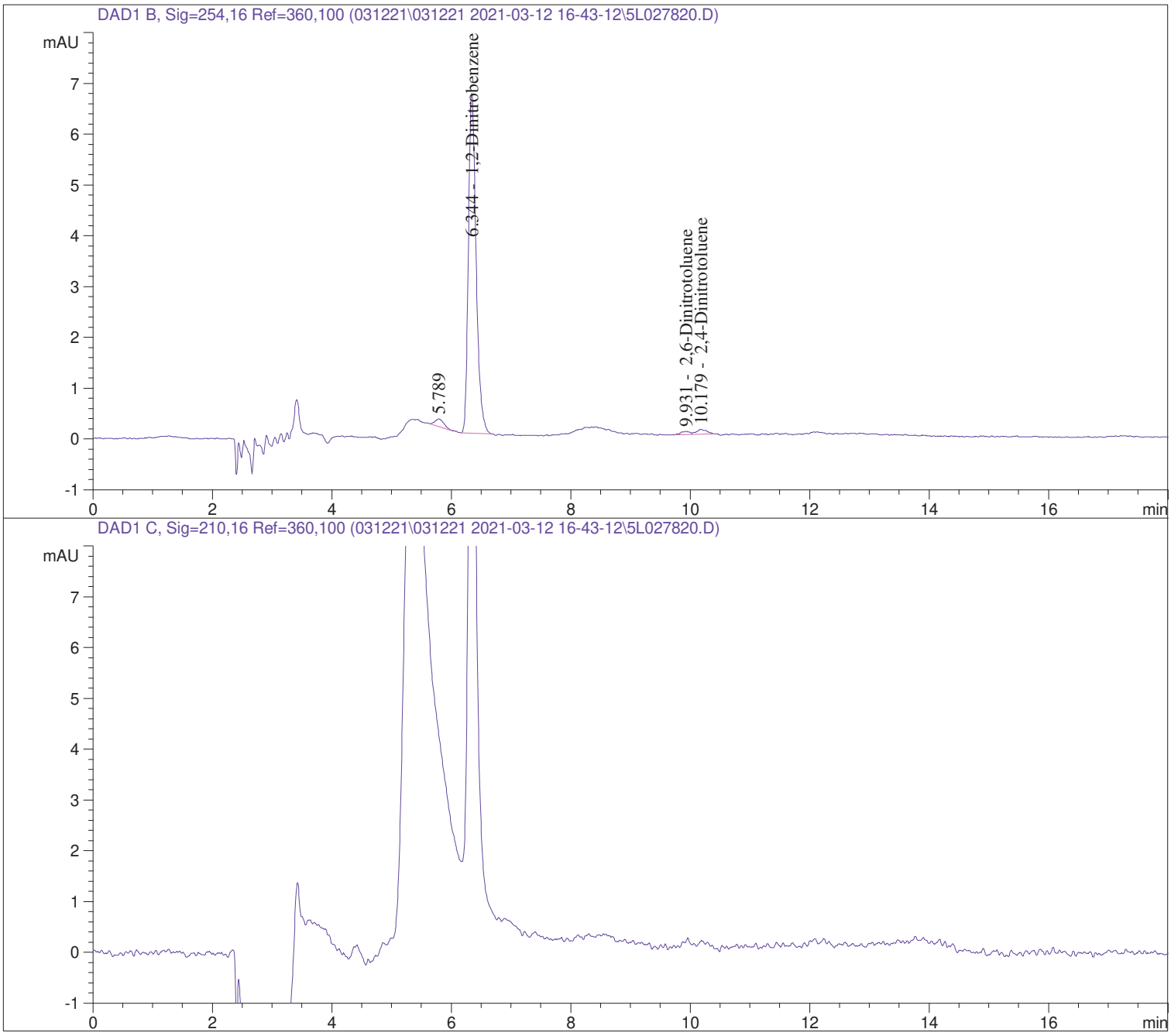

Data File C:\CHEM32\1\DATA\031221\031221 2021-03-12 16-43-12\5L027820.D
Sample Name: M1C0514-09

==========

Acq. Operator : JWR Seq. Line : 17
Acq. Instrument : HPLC5 Location : Vial 16
Injection Date : 3/12/2021 11:10:42 PM Inj : 1
Inj Volume : 100 µl
Acq. Method : C:\Chem32\1\DATA\031221\031221 2021-03-12 16-43-12\8330PLUS-PETN.M
Last changed : 3/12/2021 4:43:06 PM by JWR
Analysis Method : C:\CHEM32\1\METHODS\8330PLUS-PETNDA.M
Last changed : 3/16/2021 6:44:42 PM by JWR
Method Info : OVD-SOP#HPLC02: 8330PLUS-PETN Calibration 02/16/2021

Sample Info : 1

==========

==========

External Standard Report

==========

Sorted By : Signal
Calib. Data Modified : 3/16/2021 6:00:18 PM
Multiplier : 1.0000
Dilution : 1.0000
Use Multiplier & Dilution Factor with ISTDs

Signal 1: DAD1 B, Sig=254,16 Ref=360,100

RetTime [min]	Type	Area [mAU*s]	Amt/Area	Amount [ug/L]	Grp	Name
3.756		-	-	-		HMX
4.992		-	-	-		RDX
6.079		-	-	-		1,3,5-Trinitrobenzene
6.344	BBA	60.04112	3.60196	216.26558		1,2-Dinitrobenzene
7.231		-	-	-		1,3-Dinitrobenzene
7.489		-	-	-		Tetryl
7.930		-	-	-		Nitrobenzene
8.575		-	-	-		2,4,6-Trinitrotoluene
9.162		-	-	-		4-Amino-2,6-Dinitrotoluene
9.597		-	-	-		2-Amino-4,6-Dinitrotoluene
9.931	VV	6.79175e-1	1.60904	1.09282		2,6-Dinitrotoluene
10.179	VV	1.20235	1.19036	1.43123		2,4-Dinitrotoluene
11.486		-	-	-		2-Nitrotoluene
12.034		-	-	-		4-Nitrotoluene
12.917		-	-	-		3-Nitrotoluene

Totals : 218.78963

Data File C:\CHEM32\1\DATA\031221\031221 2021-03-12 16-43-12\5L027820.D
Sample Name: M1C0514-09

==========

Acq. Operator : JWR Seq. Line : 17
Acq. Instrument : HPLC5 Location : Vial 16
Injection Date : 3/12/2021 11:10:42 PM Inj : 1
Inj Volume : 100 µl
Acq. Method : C:\Chem32\1\DATA\031221\031221 2021-03-12 16-43-12\8330PLUS-PETN.M
Last changed : 3/12/2021 4:43:06 PM by JWR
Analysis Method : C:\CHEM32\1\METHODS\8330PLUS-PETNDA.M
Last changed : 3/16/2021 6:44:42 PM by JWR
Method Info : OVD-SOP#HPLC02: 8330PLUS-PETN Calibration 02/16/2021

Sample Info : 1

==========

Signal 2: DAD1 C, Sig=210,16 Ref=360,100

RetTime [min]	Type	Area [mAU*s]	Amt/Area	Amount [ug/L]	Grp	Name
13.644		-	-	-		PETN

Totals : 0.00000

2 Warnings or Errors :

Warning : Calibration warnings (see calibration table listing)
Warning : Calibrated compound(s) not found

==========

*** End of Report ***

Data File C:\CHEM32\1\DATA\031221\031221 2021-03-12 16-43-12\5L027821.D
Sample Name: M1C0514-10

==========

Acq. Operator : JWR
Seq. Line : 18
Acq. Instrument : HPLC5
Location : Vial 17
Injection Date : 3/12/2021 11:33:53 PM
Inj : 1
Inj Volume : 100 µl
Acq. Method : C:\Chem32\1\DATA\031221\031221 2021-03-12 16-43-12\8330PLUS-PETN.M
Last changed : 3/12/2021 4:43:06 PM by JWR
Analysis Method : C:\CHEM32\1\METHODS\8330PLUS-PETNDA.M
Last changed : 3/16/2021 6:46:31 PM by JWR
Method Info : OVD-SOP#HPLC02: 8330PLUS-PETN Calibration 02/16/2021

Sample Info : 1

==========

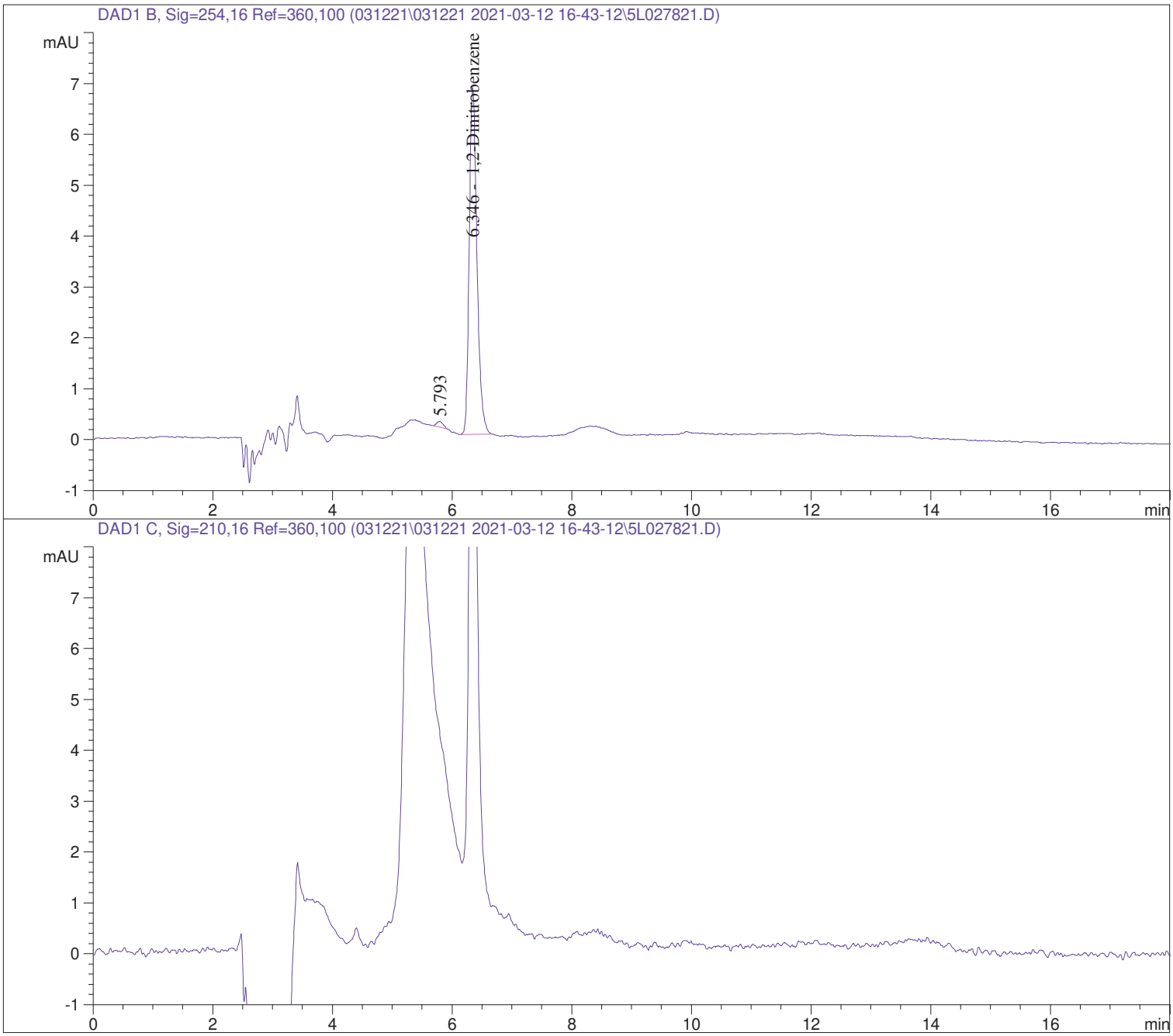

Data File C:\CHEM32\1\DATA\031221\031221 2021-03-12 16-43-12\5L027821.D
Sample Name: M1C0514-10

==========

Acq. Operator : JWR Seq. Line : 18
Acq. Instrument : HPLC5 Location : Vial 17
Injection Date : 3/12/2021 11:33:53 PM Inj : 1
Inj Volume : 100 µl
Acq. Method : C:\Chem32\1\DATA\031221\031221 2021-03-12 16-43-12\8330PLUS-PETN.M
Last changed : 3/12/2021 4:43:06 PM by JWR
Analysis Method : C:\CHEM32\1\METHODS\8330PLUS-PETNDA.M
Last changed : 3/16/2021 6:46:31 PM by JWR
Method Info : OVD-SOP#HPLC02: 8330PLUS-PETN Calibration 02/16/2021

Sample Info : 1

==========

==========

External Standard Report

==========

Sorted By : Signal
Calib. Data Modified : 3/16/2021 6:00:18 PM
Multiplier : 1.0000
Dilution : 1.0000
Use Multiplier & Dilution Factor with ISTDs

Signal 1: DAD1 B, Sig=254,16 Ref=360,100

RetTime [min]	Type	Area [mAU*s]	Amt/Area	Amount [ug/L]	Grp	Name
3.756		-	-	-		HMX
4.992		-	-	-		RDX
6.079		-	-	-		1,3,5-Trinitrobenzene
6.346	VBA	60.69747	3.60195	218.62948		1,2-Dinitrobenzene
7.231		-	-	-		1,3-Dinitrobenzene
7.489		-	-	-		Tetryl
7.930		-	-	-		Nitrobenzene
8.575		-	-	-		2,4,6-Trinitrotoluene
9.162		-	-	-		4-Amino-2,6-Dinitrotoluene
9.597		-	-	-		2-Amino-4,6-Dinitrotoluene
9.891		-	-	-		2,6-Dinitrotoluene
10.157		-	-	-		2,4-Dinitrotoluene
11.486		-	-	-		2-Nitrotoluene
12.034		-	-	-		4-Nitrotoluene
12.917		-	-	-		3-Nitrotoluene

Totals : 218.62948

Data File C:\CHEM32\1\DATA\031221\031221 2021-03-12 16-43-12\5L027821.D
Sample Name: M1C0514-10

==========

Acq. Operator : JWR Seq. Line : 18
Acq. Instrument : HPLC5 Location : Vial 17
Injection Date : 3/12/2021 11:33:53 PM Inj : 1
Inj Volume : 100 µl
Acq. Method : C:\Chem32\1\DATA\031221\031221 2021-03-12 16-43-12\8330PLUS-PETN.M
Last changed : 3/12/2021 4:43:06 PM by JWR
Analysis Method : C:\CHEM32\1\METHODS\8330PLUS-PETNDA.M
Last changed : 3/16/2021 6:46:31 PM by JWR
Method Info : OVD-SOP#HPLC02: 8330PLUS-PETN Calibration 02/16/2021

Sample Info : 1

==========

Signal 2: DAD1 C, Sig=210,16 Ref=360,100

RetTime [min]	Type	Area [mAU*s]	Amt/Area	Amount [ug/L]	Grp	Name
13.644		-	-	-		PETN

Totals : 0.00000

2 Warnings or Errors :

Warning : Calibration warnings (see calibration table listing)
Warning : Calibrated compound(s) not found

==========

*** End of Report ***

Data File C:\CHEM32\1\DATA\031221\031221 2021-03-12 16-43-12\5L027822.D
Sample Name: M1C0514-11

==========

Acq. Operator : JWR
Seq. Line : 19
Acq. Instrument : HPLC5
Location : Vial 18
Injection Date : 3/12/2021 11:57:02 PM
Inj : 1
Inj Volume : 100 µl
Acq. Method : C:\Chem32\1\DATA\031221\031221 2021-03-12 16-43-12\8330PLUS-PETN.M
Last changed : 3/12/2021 4:43:06 PM by JWR
Analysis Method : C:\CHEM32\1\METHODS\8330PLUS-PETNDA.M
Last changed : 3/16/2021 6:48:59 PM by JWR
Method Info : OVD-SOP#HPLC02: 8330PLUS-PETN Calibration 02/16/2021

Sample Info : 1

==========

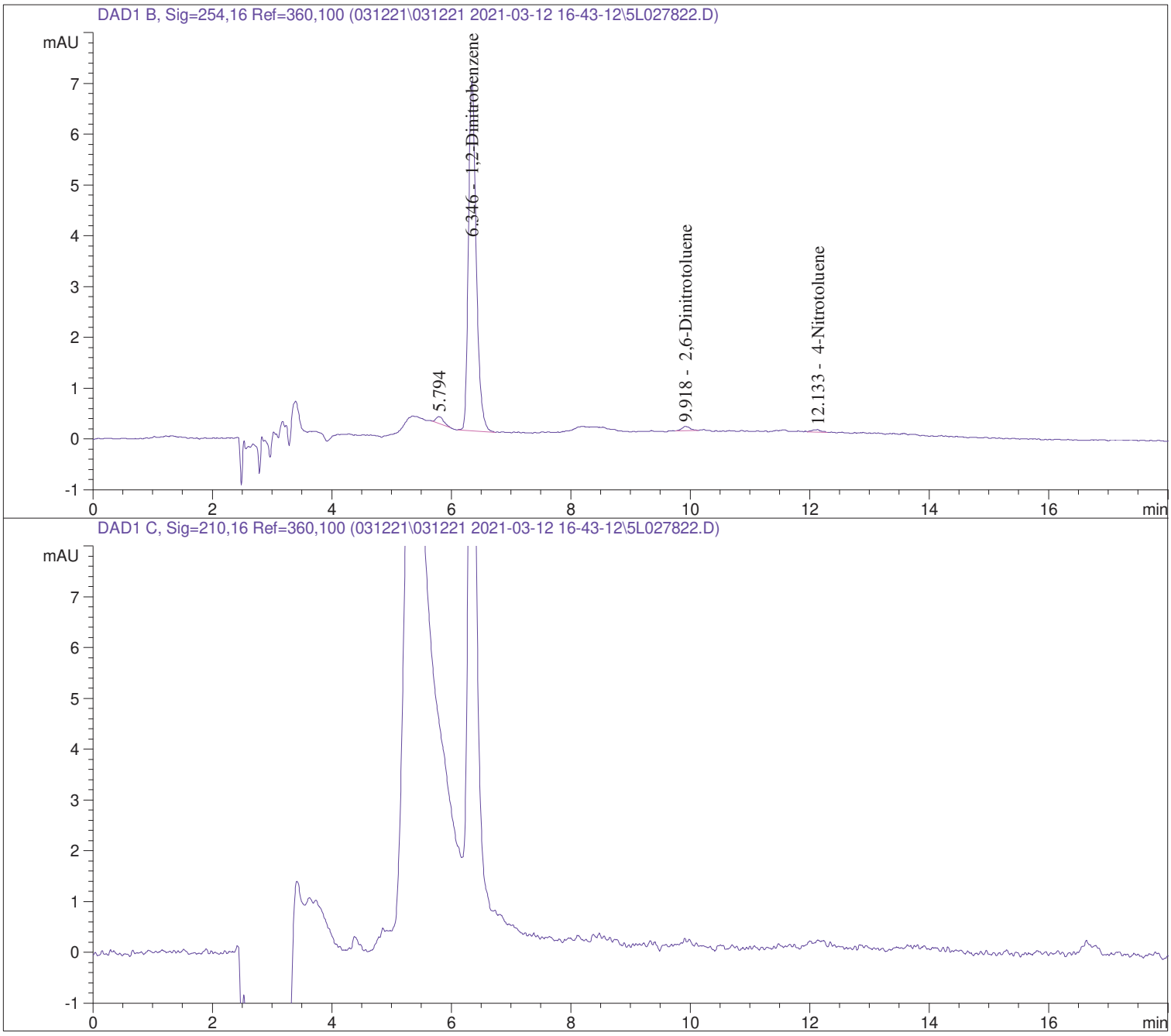

Data File C:\CHEM32\1\DATA\031221\031221 2021-03-12 16-43-12\5L027822.D
Sample Name: M1C0514-11

==========

Acq. Operator : JWR Seq. Line : 19
Acq. Instrument : HPLC5 Location : Vial 18
Injection Date : 3/12/2021 11:57:02 PM Inj : 1
Inj Volume : 100 µl
Acq. Method : C:\Chem32\1\DATA\031221\031221 2021-03-12 16-43-12\8330PLUS-PETN.M
Last changed : 3/12/2021 4:43:06 PM by JWR
Analysis Method : C:\CHEM32\1\METHODS\8330PLUS-PETNDA.M
Last changed : 3/16/2021 6:48:59 PM by JWR
Method Info : OVD-SOP#HPLC02: 8330PLUS-PETN Calibration 02/16/2021

Sample Info : 1

==========

==========

External Standard Report

==========

Sorted By : Signal
Calib. Data Modified : 3/16/2021 6:00:18 PM
Multiplier : 1.0000
Dilution : 1.0000
Use Multiplier & Dilution Factor with ISTDs

Signal 1: DAD1 B, Sig=254,16 Ref=360,100

RetTime [min]	Type	Area [mAU*s]	Amt/Area	Amount [ug/L]	Grp	Name
3.756		-	-	-		HMX
4.992		-	-	-		RDX
6.079		-	-	-		1,3,5-Trinitrobenzene
6.346	BBA	61.61623	3.60195	221.93848		1,2-Dinitrobenzene
7.231		-	-	-		1,3-Dinitrobenzene
7.489		-	-	-		Tetryl
7.930		-	-	-		Nitrobenzene
8.575		-	-	-		2,4,6-Trinitrotoluene
9.162		-	-	-		4-Amino-2,6-Dinitrotoluene
9.597		-	-	-		2-Amino-4,6-Dinitrotoluene
9.918	BV	7.95535e-1	1.93808	1.54181		2,6-Dinitrotoluene
10.157		-	-	-		2,4-Dinitrotoluene
11.486		-	-	-		2-Nitrotoluene
12.133	VV	5.25046e-1	5.16393	2.71130		4-Nitrotoluene
12.917		-	-	-		3-Nitrotoluene

Totals : 226.19160

Data File C:\CHEM32\1\DATA\031221\031221 2021-03-12 16-43-12\5L027822.D
Sample Name: M1C0514-11

==========

Acq. Operator : JWR Seq. Line : 19
Acq. Instrument : HPLC5 Location : Vial 18
Injection Date : 3/12/2021 11:57:02 PM Inj : 1
Inj Volume : 100 µl
Acq. Method : C:\Chem32\1\DATA\031221\031221 2021-03-12 16-43-12\8330PLUS-PETN.M
Last changed : 3/12/2021 4:43:06 PM by JWR
Analysis Method : C:\CHEM32\1\METHODS\8330PLUS-PETNDA.M
Last changed : 3/16/2021 6:48:59 PM by JWR
Method Info : OVD-SOP#HPLC02: 8330PLUS-PETN Calibration 02/16/2021

Sample Info : 1

==========

Signal 2: DAD1 C, Sig=210,16 Ref=360,100

RetTime [min]	Type	Area [mAU*s]	Amt/Area	Amount [ug/L]	Grp	Name
13.644		-	-	-		PETN

Totals : 0.00000

2 Warnings or Errors :

Warning : Calibration warnings (see calibration table listing)
Warning : Calibrated compound(s) not found

==========

*** End of Report ***

Data File C:\CHEM32\1\DATA\031221\031221 2021-03-12 16-43-12\5L027823.D
Sample Name: M1C0514-12

==========

Acq. Operator : JWR
Seq. Line : 20
Acq. Instrument : HPLC5
Location : Vial 19
Injection Date : 3/13/2021 12:20:12 AM
Inj : 1
Inj Volume : 100 µl
Acq. Method : C:\Chem32\1\DATA\031221\031221 2021-03-12 16-43-12\8330PLUS-PETN.M
Last changed : 3/12/2021 4:43:06 PM by JWR
Analysis Method : C:\CHEM32\1\METHODS\8330PLUS-PETNDA.M
Last changed : 3/16/2021 6:52:28 PM by JWR
Method Info : OVD-SOP#HPLC02: 8330PLUS-PETN Calibration 02/16/2021

Sample Info : 1

==========

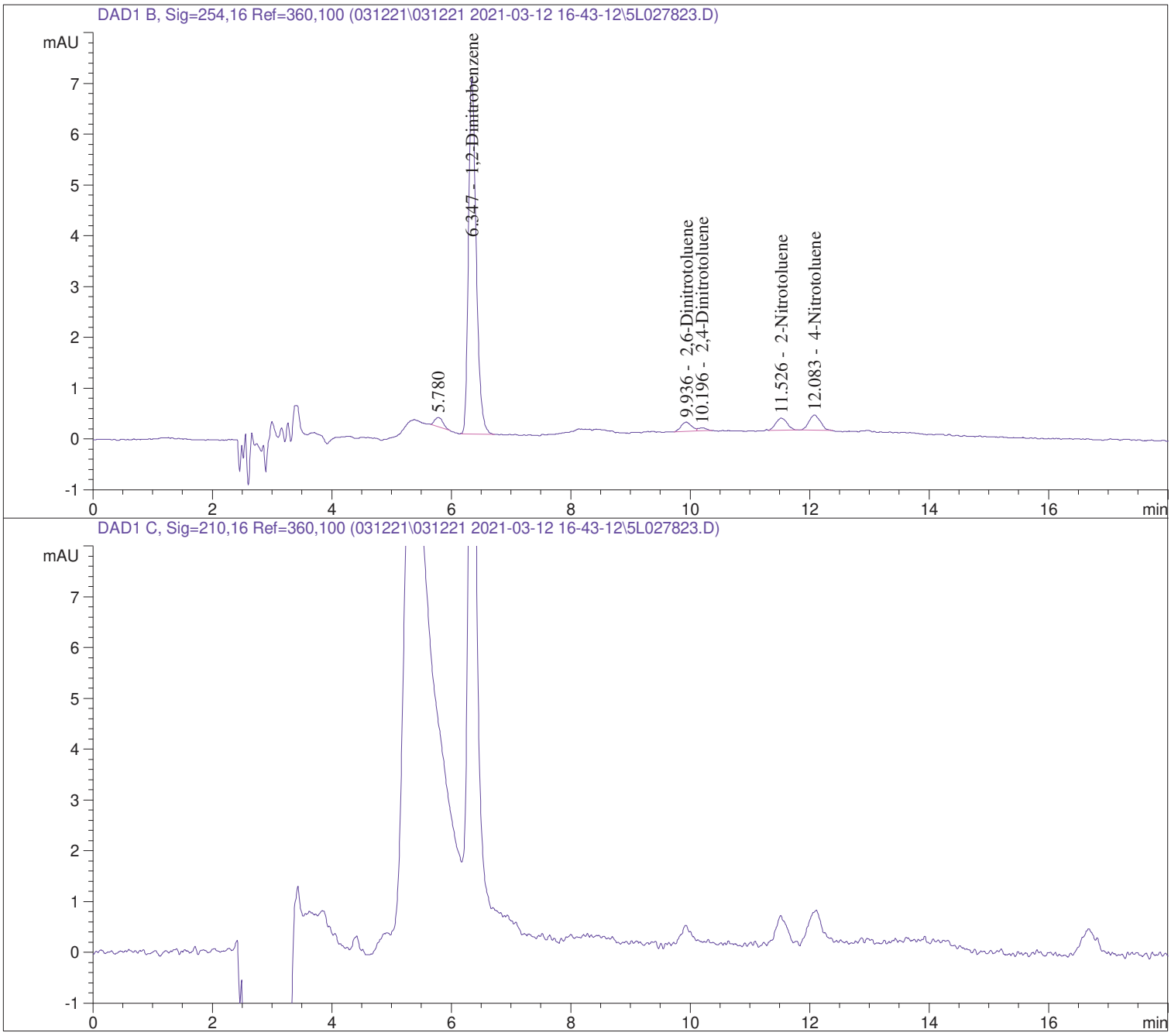

Data File C:\CHEM32\1\DATA\031221\031221 2021-03-12 16-43-12\5L027823.D
Sample Name: M1C0514-12

==========

Acq. Operator : JWR Seq. Line : 20
Acq. Instrument : HPLC5 Location : Vial 19
Injection Date : 3/13/2021 12:20:12 AM Inj : 1
Inj Volume : 100 µl
Acq. Method : C:\Chem32\1\DATA\031221\031221 2021-03-12 16-43-12\8330PLUS-PETN.M
Last changed : 3/12/2021 4:43:06 PM by JWR
Analysis Method : C:\CHEM32\1\METHODS\8330PLUS-PETNDA.M
Last changed : 3/16/2021 6:52:28 PM by JWR
Method Info : OVD-SOP#HPLC02: 8330PLUS-PETN Calibration 02/16/2021

Sample Info : 1

==========

==========

External Standard Report

==========

Sorted By : Signal
Calib. Data Modified : 3/16/2021 6:00:18 PM
Multiplier : 1.0000
Dilution : 1.0000
Use Multiplier & Dilution Factor with ISTDs

Signal 1: DAD1 B, Sig=254,16 Ref=360,100

RetTime [min]	Type	Area [mAU*s]	Amt/Area	Amount [ug/L]	Grp	Name
3.756		-	-	-		HMX
4.992		-	-	-		RDX
6.079		-	-	-		1,3,5-Trinitrobenzene
6.347	BBA	62.69346	3.60194	225.81826		1,2-Dinitrobenzene
7.231		-	-	-		1,3-Dinitrobenzene
7.489		-	-	-		Tetryl
7.930		-	-	-		Nitrobenzene
8.575		-	-	-		2,4,6-Trinitrotoluene
9.162		-	-	-		4-Amino-2,6-Dinitrotoluene
9.597		-	-	-		2-Amino-4,6-Dinitrotoluene
9.936	BV	2.26795	3.18497	7.22333		2,6-Dinitrotoluene
10.196	VBA	6.22204e-1	6.06055e-1	3.77090e-1		2,4-Dinitrotoluene
11.526	BBA	3.14188	4.39836	13.81913		2-Nitrotoluene
12.083	BBA	4.02355	5.42934	21.84524		4-Nitrotoluene
12.917		-	-	-		3-Nitrotoluene

Totals : 269.08305

Data File C:\CHEM32\1\DATA\031221\031221 2021-03-12 16-43-12\5L027823.D
Sample Name: M1C0514-12

==========

Acq. Operator : JWR Seq. Line : 20
Acq. Instrument : HPLC5 Location : Vial 19
Injection Date : 3/13/2021 12:20:12 AM Inj : 1
Inj Volume : 100 µl
Acq. Method : C:\Chem32\1\DATA\031221\031221 2021-03-12 16-43-12\8330PLUS-PETN.M
Last changed : 3/12/2021 4:43:06 PM by JWR
Analysis Method : C:\CHEM32\1\METHODS\8330PLUS-PETNDA.M
Last changed : 3/16/2021 6:52:28 PM by JWR
Method Info : OVD-SOP#HPLC02: 8330PLUS-PETN Calibration 02/16/2021

Sample Info : 1

==========

Signal 2: DAD1 C, Sig=210,16 Ref=360,100

RetTime [min]	Type	Area [mAU*s]	Amt/Area	Amount [ug/L]	Grp	Name
13.644		-	-	-		PETN

Totals : 0.00000

2 Warnings or Errors :

Warning : Calibration warnings (see calibration table listing)
Warning : Calibrated compound(s) not found

==========

*** End of Report ***

Data File C:\CHEM32\1\DATA\031221\031221 2021-03-12 16-43-12\5L027824.D
Sample Name: M1C0514-13

==========

Acq. Operator : JWR
Seq. Line : 21
Acq. Instrument : HPLC5
Location : Vial 20
Injection Date : 3/13/2021 12:43:29 AM
Inj : 1
Inj Volume : 100 µl
Acq. Method : C:\Chem32\1\DATA\031221\031221 2021-03-12 16-43-12\8330PLUS-PETN.M
Last changed : 3/12/2021 4:43:06 PM by JWR
Analysis Method : C:\CHEM32\1\METHODS\8330PLUS-PETNDA.M
Last changed : 3/16/2021 6:54:57 PM by JWR
Method Info : OVD-SOP#HPLC02: 8330PLUS-PETN Calibration 02/16/2021

Sample Info : 1

==========

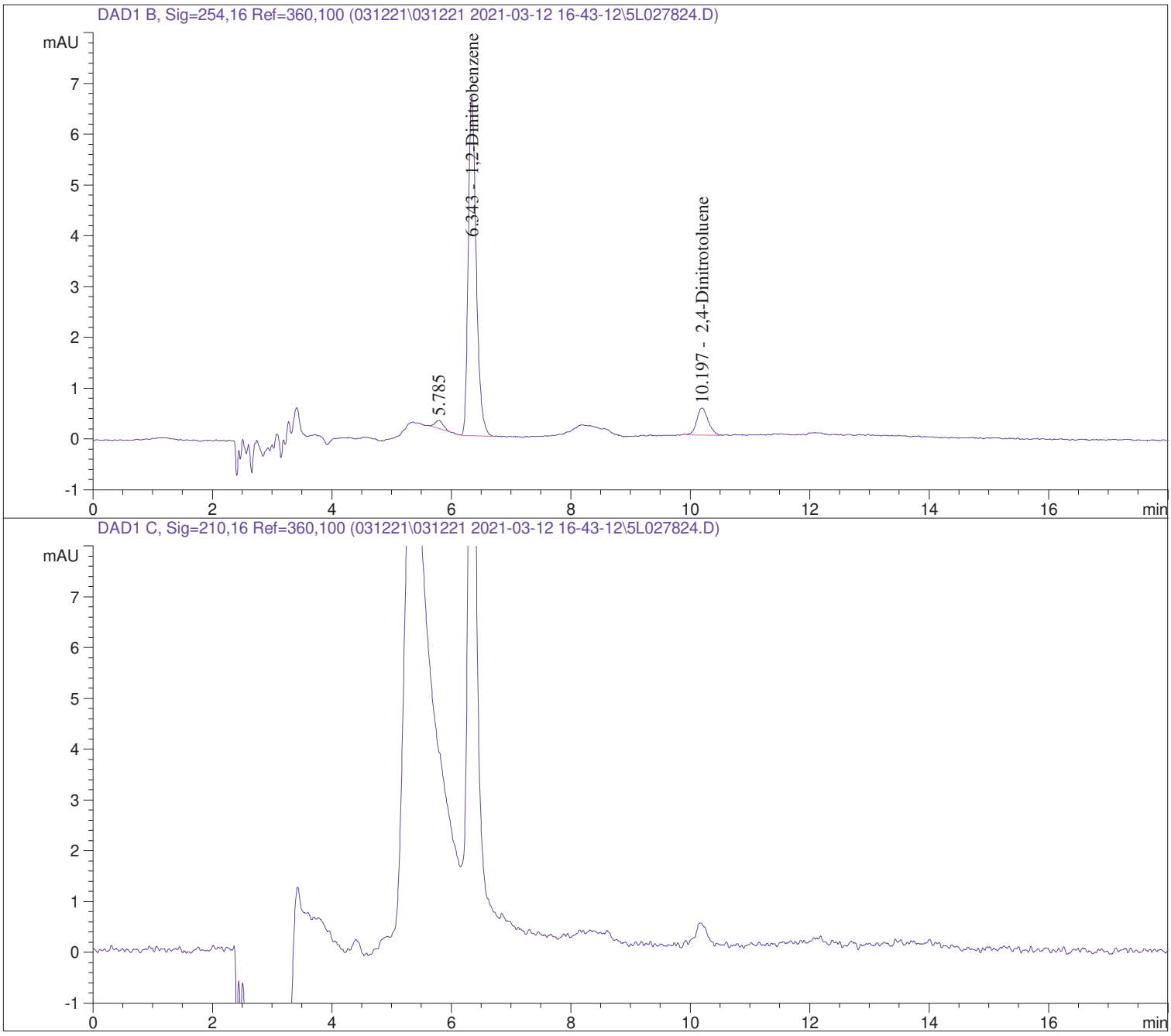

Data File C:\CHEM32\1\DATA\031221\031221 2021-03-12 16-43-12\5L027824.D
Sample Name: M1C0514-13

==========

Acq. Operator : JWR Seq. Line : 21
Acq. Instrument : HPLC5 Location : Vial 20
Injection Date : 3/13/2021 12:43:29 AM Inj : 1
Inj Volume : 100 µl
Acq. Method : C:\Chem32\1\DATA\031221\031221 2021-03-12 16-43-12\8330PLUS-PETN.M
Last changed : 3/12/2021 4:43:06 PM by JWR
Analysis Method : C:\CHEM32\1\METHODS\8330PLUS-PETNDA.M
Last changed : 3/16/2021 6:54:57 PM by JWR
Method Info : OVD-SOP#HPLC02: 8330PLUS-PETN Calibration 02/16/2021

Sample Info : 1

==========

==========

External Standard Report

==========

Sorted By : Signal
Calib. Data Modified : 3/16/2021 6:00:18 PM
Multiplier : 1.0000
Dilution : 1.0000
Use Multiplier & Dilution Factor with ISTDs

Signal 1: DAD1 B, Sig=254,16 Ref=360,100

RetTime [min]	Type	Area [mAU*s]	Amt/Area	Amount [ug/L]	Grp	Name
3.756		-	-	-		HMX
4.992		-	-	-		RDX
6.079		-	-	-		1,3,5-Trinitrobenzene
6.343	BBA	61.72861	3.60195	222.34326		1,2-Dinitrobenzene
7.231		-	-	-		1,3-Dinitrobenzene
7.489		-	-	-		Tetryl
7.930		-	-	-		Nitrobenzene
8.575		-	-	-		2,4,6-Trinitrotoluene
9.162		-	-	-		4-Amino-2,6-Dinitrotoluene
9.597		-	-	-		2-Amino-4,6-Dinitrotoluene
9.891		-	-	-		2,6-Dinitrotoluene
10.197	VBA	7.15069	1.71166	12.23953		2,4-Dinitrotoluene
11.486		-	-	-		2-Nitrotoluene
12.034		-	-	-		4-Nitrotoluene
12.917		-	-	-		3-Nitrotoluene

Totals : 234.58279

Data File C:\CHEM32\1\DATA\031221\031221 2021-03-12 16-43-12\5L027824.D
Sample Name: M1C0514-13

==========

Acq. Operator : JWR Seq. Line : 21
Acq. Instrument : HPLC5 Location : Vial 20
Injection Date : 3/13/2021 12:43:29 AM Inj : 1
Inj Volume : 100 µl
Acq. Method : C:\Chem32\1\DATA\031221\031221 2021-03-12 16-43-12\8330PLUS-PETN.M
Last changed : 3/12/2021 4:43:06 PM by JWR
Analysis Method : C:\CHEM32\1\METHODS\8330PLUS-PETNDA.M
Last changed : 3/16/2021 6:54:57 PM by JWR
Method Info : OVD-SOP#HPLC02: 8330PLUS-PETN Calibration 02/16/2021

Sample Info : 1

==========

Signal 2: DAD1 C, Sig=210,16 Ref=360,100

RetTime [min]	Type	Area [mAU*s]	Amt/Area	Amount [ug/L]	Grp	Name
13.644		-	-	-		PETN

Totals : 0.00000

2 Warnings or Errors :

Warning : Calibration warnings (see calibration table listing)
Warning : Calibrated compound(s) not found

==========

*** End of Report ***

Data File C:\CHEM32\1\DATA\031221\031221 2021-03-12 16-43-12\5L027825.D
Sample Name: M1C0514-14

==========

Acq. Operator : JWR
Seq. Line : 22
Acq. Instrument : HPLC5
Location : Vial 21
Injection Date : 3/13/2021 1:06:39 AM
Inj : 1
Inj Volume : 100 µl
Acq. Method : C:\Chem32\1\DATA\031221\031221 2021-03-12 16-43-12\8330PLUS-PETN.M
Last changed : 3/12/2021 4:43:06 PM by JWR
Analysis Method : C:\CHEM32\1\METHODS\8330PLUS-PETNDA.M
Last changed : 3/16/2021 6:56:38 PM by JWR
Method Info : OVD-SOP#HPLC02: 8330PLUS-PETN Calibration 02/16/2021

Sample Info : 1

==========

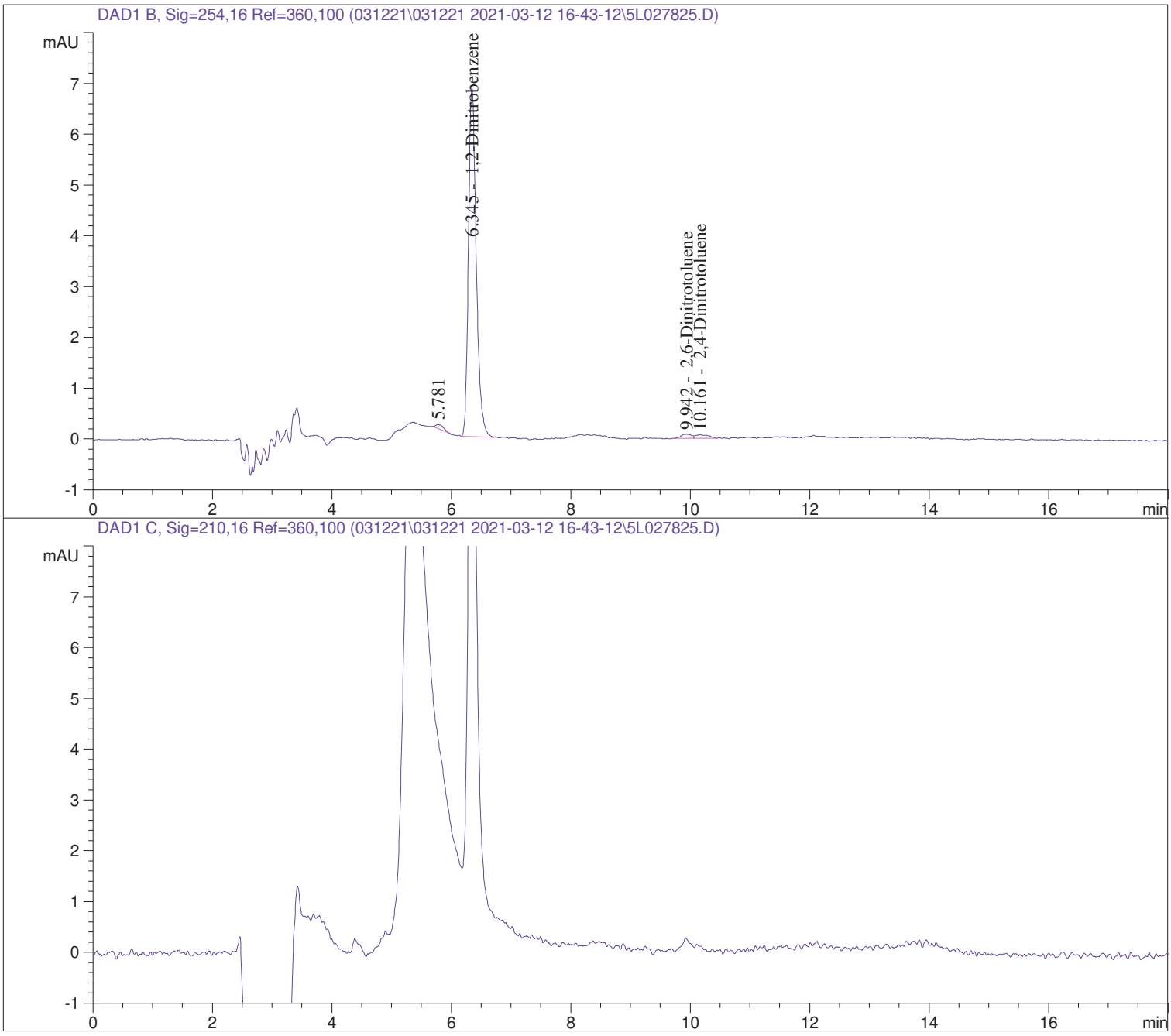

Data File C:\CHEM32\1\DATA\031221\031221 2021-03-12 16-43-12\5L027825.D
Sample Name: M1C0514-14

==========

Acq. Operator : JWR Seq. Line : 22
Acq. Instrument : HPLC5 Location : Vial 21
Injection Date : 3/13/2021 1:06:39 AM Inj : 1
Inj Volume : 100 µl
Acq. Method : C:\Chem32\1\DATA\031221\031221 2021-03-12 16-43-12\8330PLUS-PETN.M
Last changed : 3/12/2021 4:43:06 PM by JWR
Analysis Method : C:\CHEM32\1\METHODS\8330PLUS-PETNDA.M
Last changed : 3/16/2021 6:56:38 PM by JWR
Method Info : OVD-SOP#HPLC02: 8330PLUS-PETN Calibration 02/16/2021

Sample Info : 1

==========

==========

External Standard Report

==========

Sorted By : Signal
Calib. Data Modified : 3/16/2021 6:00:18 PM
Multiplier : 1.0000
Dilution : 1.0000
Use Multiplier & Dilution Factor with ISTDs

Signal 1: DAD1 B, Sig=254,16 Ref=360,100

RetTime [min]	Type	Area [mAU*s]	Amt/Area	Amount [ug/L]	Grp	Name
3.756		-	-	-		HMX
4.992		-	-	-		RDX
6.079		-	-	-		1,3,5-Trinitrobenzene
6.345	VV	62.20553	3.60195	224.06091		1,2-Dinitrobenzene
7.231		-	-	-		1,3-Dinitrobenzene
7.489		-	-	-		Tetryl
7.930		-	-	-		Nitrobenzene
8.575		-	-	-		2,4,6-Trinitrotoluene
9.162		-	-	-		4-Amino-2,6-Dinitrotoluene
9.597		-	-	-		2-Amino-4,6-Dinitrotoluene
9.942	BV	9.59960e-1	2.26705	2.17627		2,6-Dinitrotoluene
10.161	VV	1.08668	1.12366	1.22106		2,4-Dinitrotoluene
11.486		-	-	-		2-Nitrotoluene
12.034		-	-	-		4-Nitrotoluene
12.917		-	-	-		3-Nitrotoluene

Totals : 227.45825

Data File C:\CHEM32\1\DATA\031221\031221 2021-03-12 16-43-12\5L027825.D
Sample Name: M1C0514-14

==========

Acq. Operator : JWR
Seq. Line : 22
Acq. Instrument : HPLC5
Location : Vial 21
Injection Date : 3/13/2021 1:06:39 AM
Inj : 1
Inj Volume : 100 µl
Acq. Method : C:\Chem32\1\DATA\031221\031221 2021-03-12 16-43-12\8330PLUS-PETN.M
Last changed : 3/12/2021 4:43:06 PM by JWR
Analysis Method : C:\CHEM32\1\METHODS\8330PLUS-PETNDA.M
Last changed : 3/16/2021 6:56:38 PM by JWR
Method Info : OVD-SOP#HPLC02: 8330PLUS-PETN Calibration 02/16/2021

Sample Info : 1

==========

Signal 2: DAD1 C, Sig=210,16 Ref=360,100

RetTime [min]	Type	Area [mAU*s]	Amt/Area	Amount [ug/L]	Grp	Name
13.644		-	-	-		PETN

Totals : 0.00000

2 Warnings or Errors :

Warning : Calibration warnings (see calibration table listing)
Warning : Calibrated compound(s) not found

==========

*** End of Report ***

Data File C:\CHEM32\1\DATA\031221\031221 2021-03-12 16-43-12\5L027827.D
Sample Name: M1C0514-15

==========

Acq. Operator : JWR
Seq. Line : 24
Acq. Instrument : HPLC5
Location : Vial 22
Injection Date : 3/13/2021 1:52:55 AM
Inj : 1
Inj Volume : 100 µl
Acq. Method : C:\Chem32\1\DATA\031221\031221 2021-03-12 16-43-12\8330PLUS-PETN.M
Last changed : 3/12/2021 4:43:06 PM by JWR
Analysis Method : C:\CHEM32\1\METHODS\8330PLUS-PETNDA.M
Last changed : 3/16/2021 6:59:53 PM by JWR
Method Info : OVD-SOP#HPLC02: 8330PLUS-PETN Calibration 02/16/2021

Sample Info : 1

==========

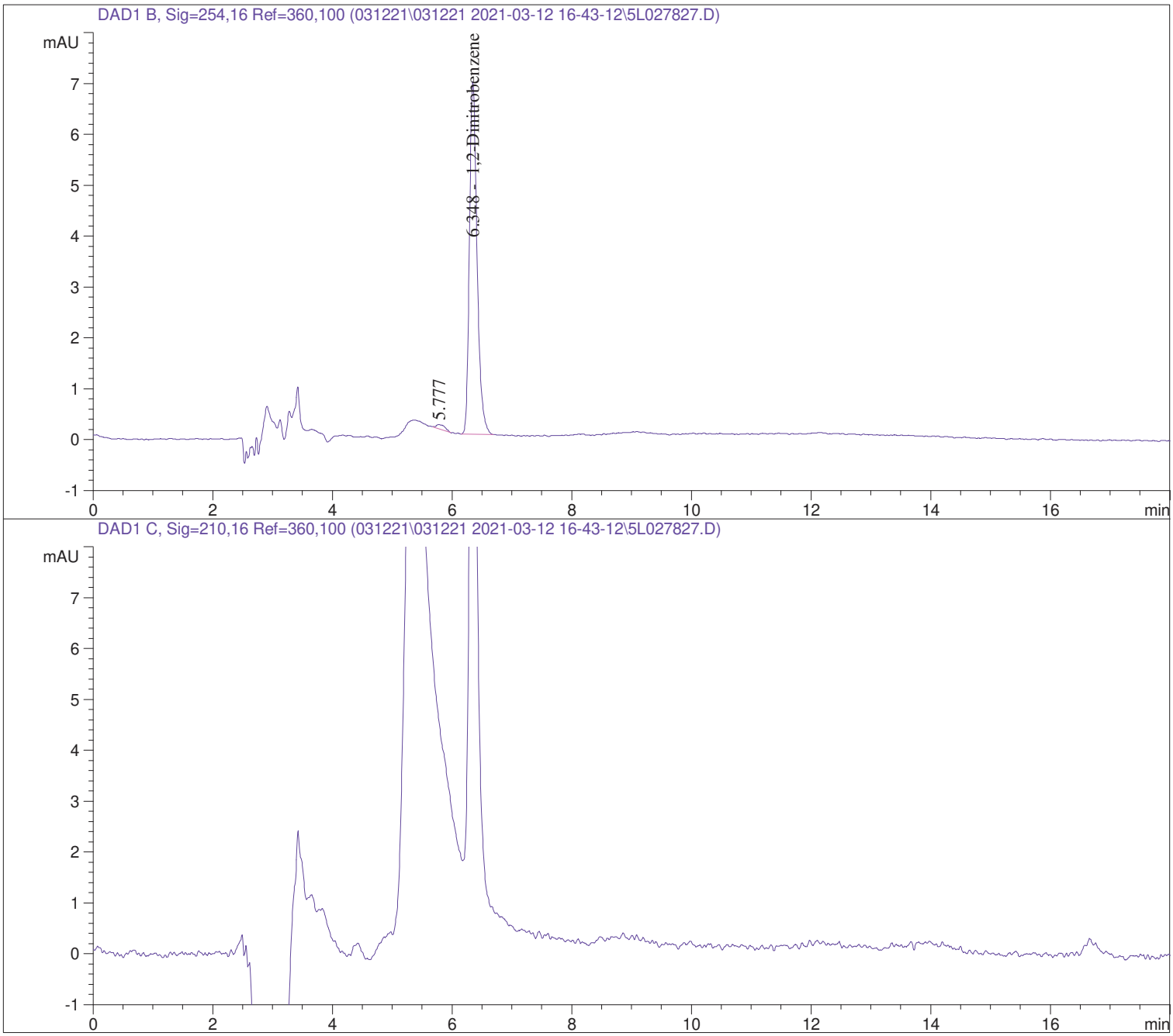

Data File C:\CHEM32\1\DATA\031221\031221 2021-03-12 16-43-12\5L027827.D
Sample Name: M1C0514-15

==========

Acq. Operator : JWR
Seq. Line : 24
Acq. Instrument : HPLC5
Location : Vial 22
Injection Date : 3/13/2021 1:52:55 AM
Inj : 1
Inj Volume : 100 µl
Acq. Method : C:\Chem32\1\DATA\031221\031221 2021-03-12 16-43-12\8330PLUS-PETN.M
Last changed : 3/12/2021 4:43:06 PM by JWR
Analysis Method : C:\CHEM32\1\METHODS\8330PLUS-PETNDA.M
Last changed : 3/16/2021 6:59:53 PM by JWR
Method Info : OVD-SOP#HPLC02: 8330PLUS-PETN Calibration 02/16/2021

Sample Info : 1

==========

==========

External Standard Report

==========

Sorted By : Signal
Calib. Data Modified : 3/16/2021 6:00:18 PM
Multiplier : 1.0000
Dilution : 1.0000
Use Multiplier & Dilution Factor with ISTDs

Signal 1: DAD1 B, Sig=254,16 Ref=360,100

RetTime [min]	Type	Area [mAU*s]	Amt/Area	Amount [ug/L]	Grp	Name
3.756		-	-	-		HMX
4.992		-	-	-		RDX
6.079		-	-	-		1,3,5-Trinitrobenzene
6.348	VBA	61.46709	3.60195	221.40137		1,2-Dinitrobenzene
7.231		-	-	-		1,3-Dinitrobenzene
7.489		-	-	-		Tetryl
7.930		-	-	-		Nitrobenzene
8.575		-	-	-		2,4,6-Trinitrotoluene
9.162		-	-	-		4-Amino-2,6-Dinitrotoluene
9.597		-	-	-		2-Amino-4,6-Dinitrotoluene
9.891		-	-	-		2,6-Dinitrotoluene
10.157		-	-	-		2,4-Dinitrotoluene
11.486		-	-	-		2-Nitrotoluene
12.034		-	-	-		4-Nitrotoluene
12.917		-	-	-		3-Nitrotoluene

Totals : 221.40137

Data File C:\CHEM32\1\DATA\031221\031221 2021-03-12 16-43-12\5L027827.D
Sample Name: M1C0514-15

==========

Acq. Operator : JWR Seq. Line : 24
Acq. Instrument : HPLC5 Location : Vial 22
Injection Date : 3/13/2021 1:52:55 AM Inj : 1
Inj Volume : 100 µl
Acq. Method : C:\Chem32\1\DATA\031221\031221 2021-03-12 16-43-12\8330PLUS-PETN.M
Last changed : 3/12/2021 4:43:06 PM by JWR
Analysis Method : C:\CHEM32\1\METHODS\8330PLUS-PETNDA.M
Last changed : 3/16/2021 6:59:53 PM by JWR
Method Info : OVD-SOP#HPLC02: 8330PLUS-PETN Calibration 02/16/2021

Sample Info : 1

==========

Signal 2: DAD1 C, Sig=210,16 Ref=360,100

RetTime [min]	Type	Area [mAU*s]	Amt/Area	Amount [ug/L]	Grp	Name
13.644		-	-	-		PETN

Totals : 0.00000

2 Warnings or Errors :

Warning : Calibration warnings (see calibration table listing)
Warning : Calibrated compound(s) not found

==========

*** End of Report ***

Data File C:\CHEM32\1\DATA\031221\031221 2021-03-12 16-43-12\5L027828.D
Sample Name: M1C0514-16

==========

Acq. Operator : JWR
Seq. Line : 25
Acq. Instrument : HPLC5
Location : Vial 23
Injection Date : 3/13/2021 2:16:05 AM
Inj : 1
Inj Volume : 100 µl
Acq. Method : C:\Chem32\1\DATA\031221\031221 2021-03-12 16-43-12\8330PLUS-PETN.M
Last changed : 3/12/2021 4:43:06 PM by JWR
Analysis Method : C:\CHEM32\1\METHODS\8330PLUS-PETNDA.M
Last changed : 3/16/2021 7:04:17 PM by JWR
Method Info : OVD-SOP#HPLC02: 8330PLUS-PETN Calibration 02/16/2021

Sample Info : 1

==========

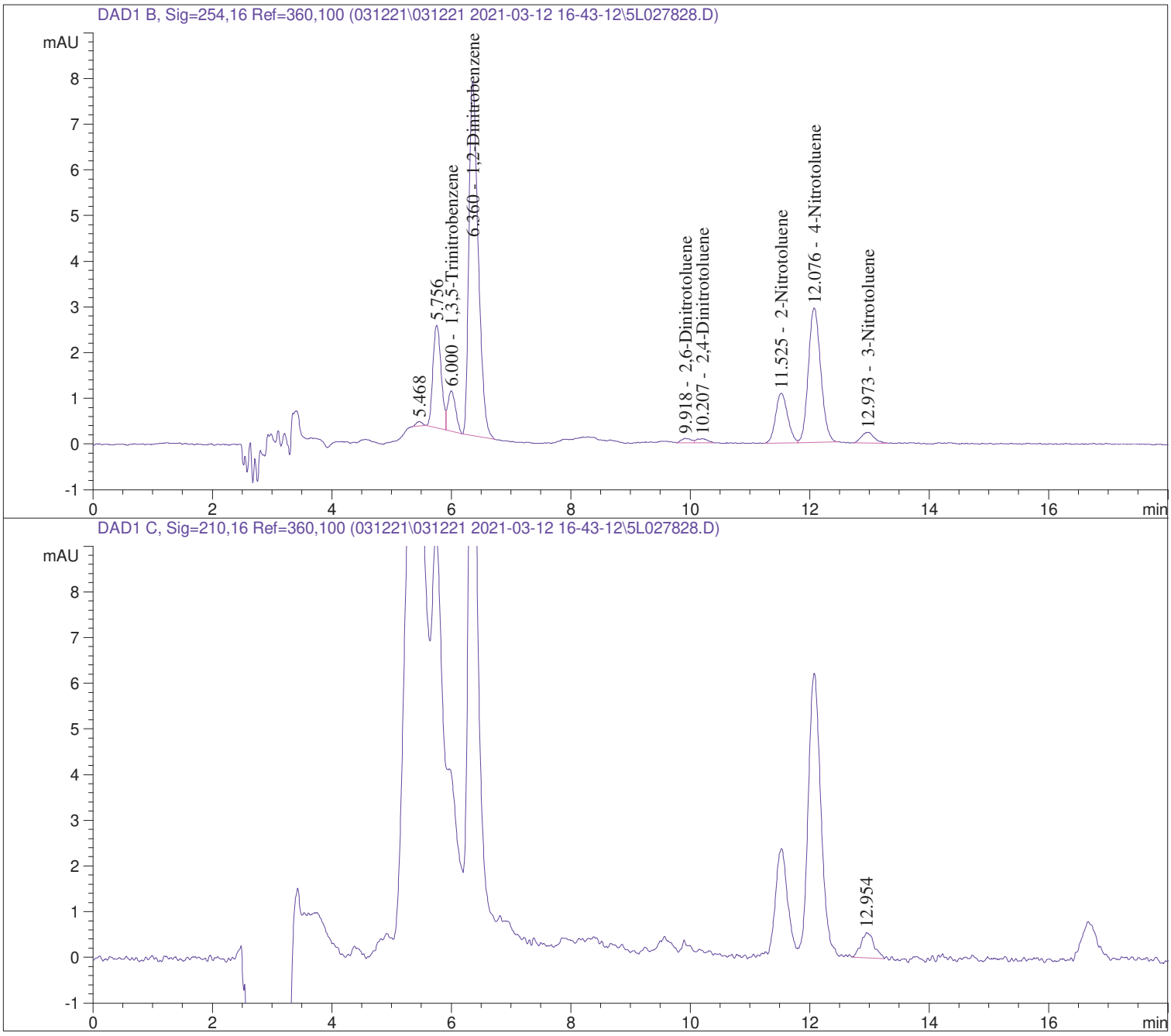

Data File C:\CHEM32\1\DATA\031221\031221 2021-03-12 16-43-12\5L027828.D
Sample Name: M1C0514-16

==========

Acq. Operator : JWR
Seq. Line : 25
Acq. Instrument : HPLC5
Location : Vial 23
Injection Date : 3/13/2021 2:16:05 AM
Inj : 1
Inj Volume : 100 µl
Acq. Method : C:\Chem32\1\DATA\031221\031221 2021-03-12 16-43-12\8330PLUS-PETN.M
Last changed : 3/12/2021 4:43:06 PM by JWR
Analysis Method : C:\CHEM32\1\METHODS\8330PLUS-PETNDA.M
Last changed : 3/16/2021 7:04:17 PM by JWR
Method Info : OVD-SOP#HPLC02: 8330PLUS-PETN Calibration 02/16/2021

Sample Info : 1

==========

==========

External Standard Report

==========

Sorted By : Signal
Calib. Data Modified : 3/16/2021 6:00:18 PM
Multiplier : 1.0000
Dilution : 1.0000
Use Multiplier & Dilution Factor with ISTDs

Signal 1: DAD1 B, Sig=254,16 Ref=360,100

RetTime [min]	Type	Area [mAU*s]	Amt/Area	Amount [ug/L]	Grp	Name
3.756		-	-	-		HMX
4.992		-	-	-		RDX
6.000	VV	8.18589	2.62801	21.51262		1,3,5-Trinitrobenzene
6.360	VBA	84.01566	3.60186	302.61226		1,2-Dinitrobenzene
7.231		-	-	-		1,3-Dinitrobenzene
7.489		-	-	-		Tetryl
7.930		-	-	-		Nitrobenzene
8.575		-	-	-		2,4,6-Trinitrotoluene
9.162		-	-	-		4-Amino-2,6-Dinitrotoluene
9.597		-	-	-		2-Amino-4,6-Dinitrotoluene
9.918	BV	1.12185	2.49673	2.80095		2,6-Dinitrotoluene
10.207	VBA	1.16027	1.16764	1.35478		2,4-Dinitrotoluene
11.525	BV	15.26321	4.55891	69.58357		2-Nitrotoluene
12.076	VBA	42.16209	5.46537	230.43148		4-Nitrotoluene
12.973	BBA	3.43914	4.03158	13.86518		3-Nitrotoluene

Totals : 642.16084

Data File C:\CHEM32\1\DATA\031221\031221 2021-03-12 16-43-12\5L027828.D
Sample Name: M1C0514-16

==========

Acq. Operator : JWR
Seq. Line : 25
Acq. Instrument : HPLC5
Location : Vial 23
Injection Date : 3/13/2021 2:16:05 AM
Inj : 1
Inj Volume : 100 µl
Acq. Method : C:\Chem32\1\DATA\031221\031221 2021-03-12 16-43-12\8330PLUS-PETN.M
Last changed : 3/12/2021 4:43:06 PM by JWR
Analysis Method : C:\CHEM32\1\METHODS\8330PLUS-PETNDA.M
Last changed : 3/16/2021 7:04:17 PM by JWR
Method Info : OVD-SOP#HPLC02: 8330PLUS-PETN Calibration 02/16/2021

Sample Info : 1

==========

Signal 2: DAD1 C, Sig=210,16 Ref=360,100

RetTime [min]	Type	Area [mAU*s]	Amt/Area	Amount [ug/L]	Grp	Name
13.644		-	-	-		PETN

Totals : 0.00000

2 Warnings or Errors :

Warning : Calibration warnings (see calibration table listing)
Warning : Calibrated compound(s) not found

==========

*** End of Report ***

Data File C:\CHEM32\1\DATA\031521\031521 2021-03-15 19-22-41\6L0008451.D
Sample Name: M1C0514-16RE1

==========

Acq. Operator : JWR
Seq. Line : 9
Acq. Instrument : HPLC6
Location : 9
Injection Date : 3/16/2021 2:28:16 AM
Inj : 1
Inj Volume : 100.000 µl
Acq. Method : C:\Chem32\1\Data\031521\031521 2021-03-15 19-22-41\8330.M
Last changed : 3/15/2021 7:22:41 PM by JWR
Analysis Method : C:\CHEM32\1\METHODS\8330DATA.M
Last changed : 3/17/2021 11:37:12 PM by JWR
Method Info : OVD-SOP#HPLC02 : 8330 Calibration 23-MAY-2020

Sample Info : 1

==========

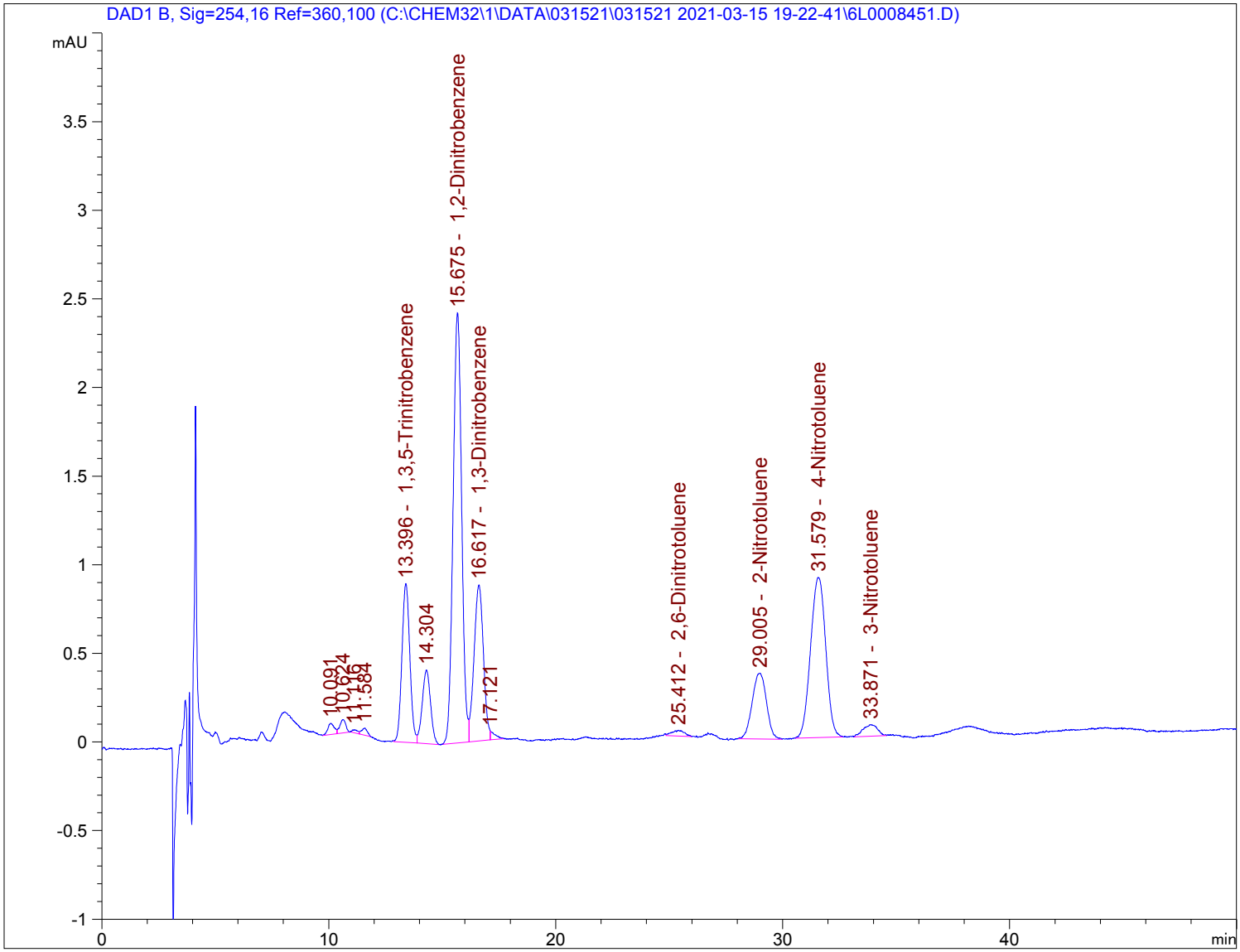

Data File C:\CHEM32\1\DATA\031521\031521 2021-03-15 19-22-41\6L0008451.D
Sample Name: M1C0514-16RE1

==========

Acq. Operator : JWR
Seq. Line : 9
Acq. Instrument : HPLC6
Location : 9
Injection Date : 3/16/2021 2:28:16 AM
Inj : 1
Inj Volume : 100.000 µl
Acq. Method : C:\Chem32\1\Data\031521\031521 2021-03-15 19-22-41\8330.M
Last changed : 3/15/2021 7:22:41 PM by JWR
Analysis Method : C:\CHEM32\1\METHODS\8330DATA.M
Last changed : 3/17/2021 11:37:12 PM by JWR
Method Info : OVD-SOP#HPLC02 : 8330 Calibration 23-MAY-2020

Sample Info : 1

==========

==========

External Standard Report

==========

Sorted By : Signal
Calib. Data Modified : 3/17/2021 10:41:50 PM
Multiplier : 1.0000
Dilution : 1.0000
Do not use Multiplier & Dilution Factor with ISTDs

Signal 1: DAD1 B, Sig=254,16 Ref=360,100

RetTime [min]	Type	Area [mAU*s]	Amt/Area	Amount [ug/L]	Grp	Name
8.392		-	-	-		HMX
12.732		-	-	-		RDX
13.396	VV	21.70200	2.33846	50.74930		1,3,5-Trinitrobenzene
15.675	BV	63.69991	3.61827	230.48371		1,2-Dinitrobenzene
16.617	VF	25.30706	1.63152	41.28891		1,3-Dinitrobenzene
17.808		-	-	-		Nitrobenzene
21.859		-	-	-		2,4,6-Trinitrotoluene
22.623		-	-	-		Tetryl
25.412	VBA	1.23145	3.52622	4.34236		2,6-Dinitrotoluene
26.790		-	-	-		2,4-Dinitrotoluene
29.005	BBA	16.21807	4.51922	73.29311		2-Nitrotoluene
31.579	BBA	42.05602	5.41962	227.92750		4-Nitrotoluene
33.871	VV	2.87917	3.80439	10.95349		3-Nitrotoluene
34.797		-	-	-		4-Amino-2,6-Dinitrotoluene
37.373		-	-	-		2-Amino-4,6-Dinitrotoluene

Totals : 639.03838

1 Warnings or Errors :

Warning : Calibrated compound(s) not found

==========

*** End of Report ***

Data File C:\CHEM32\1\DATA\031221\031221 2021-03-12 16-43-12\5L027829.D
Sample Name: M1C0514-17

==========

Acq. Operator : JWR
Seq. Line : 26
Acq. Instrument : HPLC5
Location : Vial 24
Injection Date : 3/13/2021 2:39:14 AM
Inj : 1
Inj Volume : 100 µl
Acq. Method : C:\Chem32\1\DATA\031221\031221 2021-03-12 16-43-12\8330PLUS-PETN.M
Last changed : 3/12/2021 4:43:06 PM by JWR
Analysis Method : C:\CHEM32\1\METHODS\8330PLUS-PETNDA.M
Last changed : 3/16/2021 7:09:30 PM by JWR
Method Info : OVD-SOP#HPLC02: 8330PLUS-PETN Calibration 02/16/2021

Sample Info : 1

==========

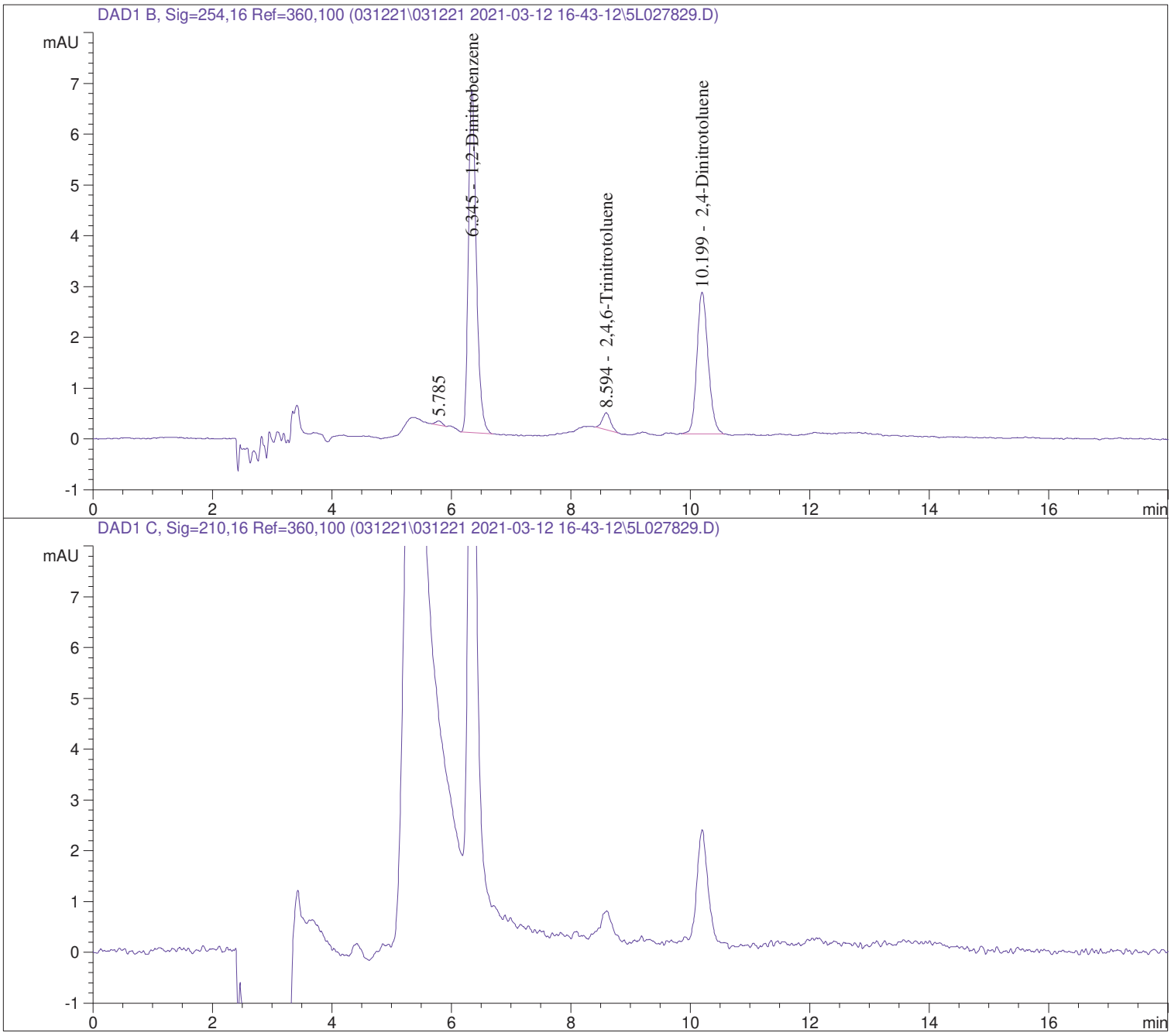

Data File C:\CHEM32\1\DATA\031221\031221 2021-03-12 16-43-12\5L027829.D
Sample Name: M1C0514-17

==========

Acq. Operator : JWR Seq. Line : 26
Acq. Instrument : HPLC5 Location : Vial 24
Injection Date : 3/13/2021 2:39:14 AM Inj : 1
Inj Volume : 100 µl
Acq. Method : C:\Chem32\1\DATA\031221\031221 2021-03-12 16-43-12\8330PLUS-PETN.M
Last changed : 3/12/2021 4:43:06 PM by JWR
Analysis Method : C:\CHEM32\1\METHODS\8330PLUS-PETNDA.M
Last changed : 3/16/2021 7:09:30 PM by JWR
Method Info : OVD-SOP#HPLC02: 8330PLUS-PETN Calibration 02/16/2021

Sample Info : 1

==========

==========

External Standard Report

==========

Sorted By : Signal
Calib. Data Modified : 3/16/2021 6:00:18 PM
Multiplier : 1.0000
Dilution : 1.0000
Use Multiplier & Dilution Factor with ISTDs

Signal 1: DAD1 B, Sig=254,16 Ref=360,100

RetTime [min]	Type	Area [mAU*s]	Amt/Area	Amount [ug/L]	Grp	Name
3.756		-	-	-		HMX
4.992		-	-	-		RDX
6.079		-	-	-		1,3,5-Trinitrobenzene
6.345	VBA	61.75742	3.60195	222.44702		1,2-Dinitrobenzene
7.231		-	-	-		1,3-Dinitrobenzene
7.489		-	-	-		Tetryl
7.930		-	-	-		Nitrobenzene
8.594	BBA	3.28667	2.32421	7.63890		2,4,6-Trinitrotoluene
9.162		-	-	-		4-Amino-2,6-Dinitrotoluene
9.597		-	-	-		2-Amino-4,6-Dinitrotoluene
9.891		-	-	-		2,6-Dinitrotoluene
10.199	BV	36.62966	1.79646	65.80363		2,4-Dinitrotoluene
11.486		-	-	-		2-Nitrotoluene
12.034		-	-	-		4-Nitrotoluene
12.917		-	-	-		3-Nitrotoluene

Totals : 295.88954

Data File C:\CHEM32\1\DATA\031221\031221 2021-03-12 16-43-12\5L027829.D
Sample Name: M1C0514-17

==========

Acq. Operator : JWR
Seq. Line : 26
Acq. Instrument : HPLC5
Location : Vial 24
Injection Date : 3/13/2021 2:39:14 AM
Inj : 1
Inj Volume : 100 µl
Acq. Method : C:\Chem32\1\DATA\031221\031221 2021-03-12 16-43-12\8330PLUS-PETN.M
Last changed : 3/12/2021 4:43:06 PM by JWR
Analysis Method : C:\CHEM32\1\METHODS\8330PLUS-PETNDA.M
Last changed : 3/16/2021 7:09:30 PM by JWR
Method Info : OVD-SOP#HPLC02: 8330PLUS-PETN Calibration 02/16/2021

Sample Info : 1

==========

Signal 2: DAD1 C, Sig=210,16 Ref=360,100

RetTime [min]	Type	Area [mAU*s]	Amt/Area	Amount [ug/L]	Grp	Name
13.644		-	-	-		PETN

Totals : 0.00000

2 Warnings or Errors :

Warning : Calibration warnings (see calibration table listing)
Warning : Calibrated compound(s) not found

==========

*** End of Report ***

Data File C:\CHEM32\1\DATA\031521\031521 2021-03-15 19-22-41\6L0008452.D
Sample Name: M1C0514-17RE1

==========

Acq. Operator : JWR
Seq. Line : 10
Acq. Instrument : HPLC6
Location : 10
Injection Date : 3/16/2021 3:21:12 AM
Inj : 1
Inj Volume : 100.000 µl
Acq. Method : C:\Chem32\1\Data\031521\031521 2021-03-15 19-22-41\8330.M
Last changed : 3/15/2021 7:22:41 PM by JWR
Analysis Method : C:\CHEM32\1\METHODS\8330DATA.M
Last changed : 3/17/2021 11:48:59 PM by JWR
Method Info : OVD-SOP#HPLC02 : 8330 Calibration 23-MAY-2020

Sample Info : 1

==========

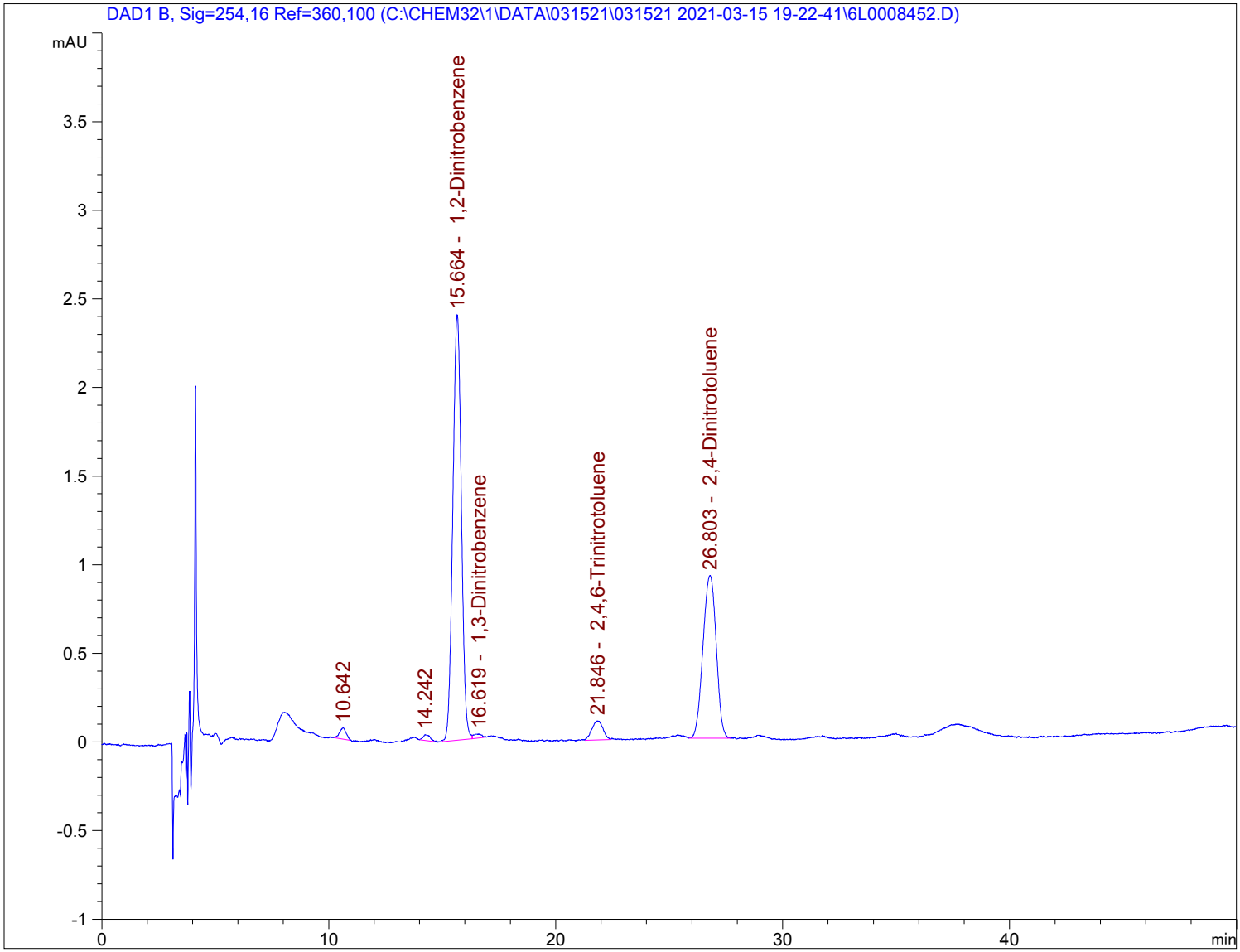

Data File C:\CHEM32\1\DATA\031521\031521 2021-03-15 19-22-41\6L0008452.D
Sample Name: M1C0514-17RE1

==========

Acq. Operator : JWR
Seq. Line : 10
Acq. Instrument : HPLC6
Location : 10
Injection Date : 3/16/2021 3:21:12 AM
Inj : 1
Inj Volume : 100.000 µl
Acq. Method : C:\Chem32\1\Data\031521\031521 2021-03-15 19-22-41\8330.M
Last changed : 3/15/2021 7:22:41 PM by JWR
Analysis Method : C:\CHEM32\1\METHODS\8330DATA.M
Last changed : 3/17/2021 11:48:59 PM by JWR
Method Info : OVD-SOP#HPLC02 : 8330 Calibration 23-MAY-2020

Sample Info : 1

==========

==========

External Standard Report

==========

Sorted By : Signal
Calib. Data Modified : 3/17/2021 10:41:50 PM
Multiplier : 1.0000
Dilution : 1.0000
Do not use Multiplier & Dilution Factor with ISTDs

Signal 1: DAD1 B, Sig=254,16 Ref=360,100

RetTime [min]	Type	Area [mAU*s]	Amt/Area	Amount [ug/L]	Grp	Name
8.392		-	-	-		HMX
12.732		-	-	-		RDX
13.360		-	-	-		1,3,5-Trinitrobenzene
15.664	VV	62.49853	3.61817	226.13012		1,2-Dinitrobenzene
16.619	VV	5.54891e-1	1.71586	9.52114e-1		1,3-Dinitrobenzene
17.808		-	-	-		Nitrobenzene
21.846	BV	3.64820	2.19221	7.99763		2,4,6-Trinitrotoluene
22.623		-	-	-		Tetryl
25.456		-	-	-		2,6-Dinitrotoluene
26.803	BV	37.17141	1.82037	67.66576		2,4-Dinitrotoluene
28.962		-	-	-		2-Nitrotoluene
31.563		-	-	-		4-Nitrotoluene
33.864		-	-	-		3-Nitrotoluene
34.797		-	-	-		4-Amino-2,6-Dinitrotoluene
37.373		-	-	-		2-Amino-4,6-Dinitrotoluene

Totals : 302.74563

1 Warnings or Errors :

Warning : Calibrated compound(s) not found

==========

*** End of Report ***

Data File C:\CHEM32\1\DATA\031221\031221 2021-03-12 16-43-12\5L027830.D
Sample Name: M1C0514-18

==========

Acq. Operator : JWR
Seq. Line : 27
Acq. Instrument : HPLC5
Location : Vial 25
Injection Date : 3/13/2021 3:02:28 AM
Inj : 1
Inj Volume : 100 µl
Acq. Method : C:\Chem32\1\DATA\031221\031221 2021-03-12 16-43-12\8330PLUS-PETN.M
Last changed : 3/12/2021 4:43:06 PM by JWR
Analysis Method : C:\CHEM32\1\METHODS\8330PLUS-PETNDA.M
Last changed : 3/16/2021 7:15:04 PM by JWR
Method Info : OVD-SOP#HPLC02: 8330PLUS-PETN Calibration 02/16/2021

Sample Info : 1

==========

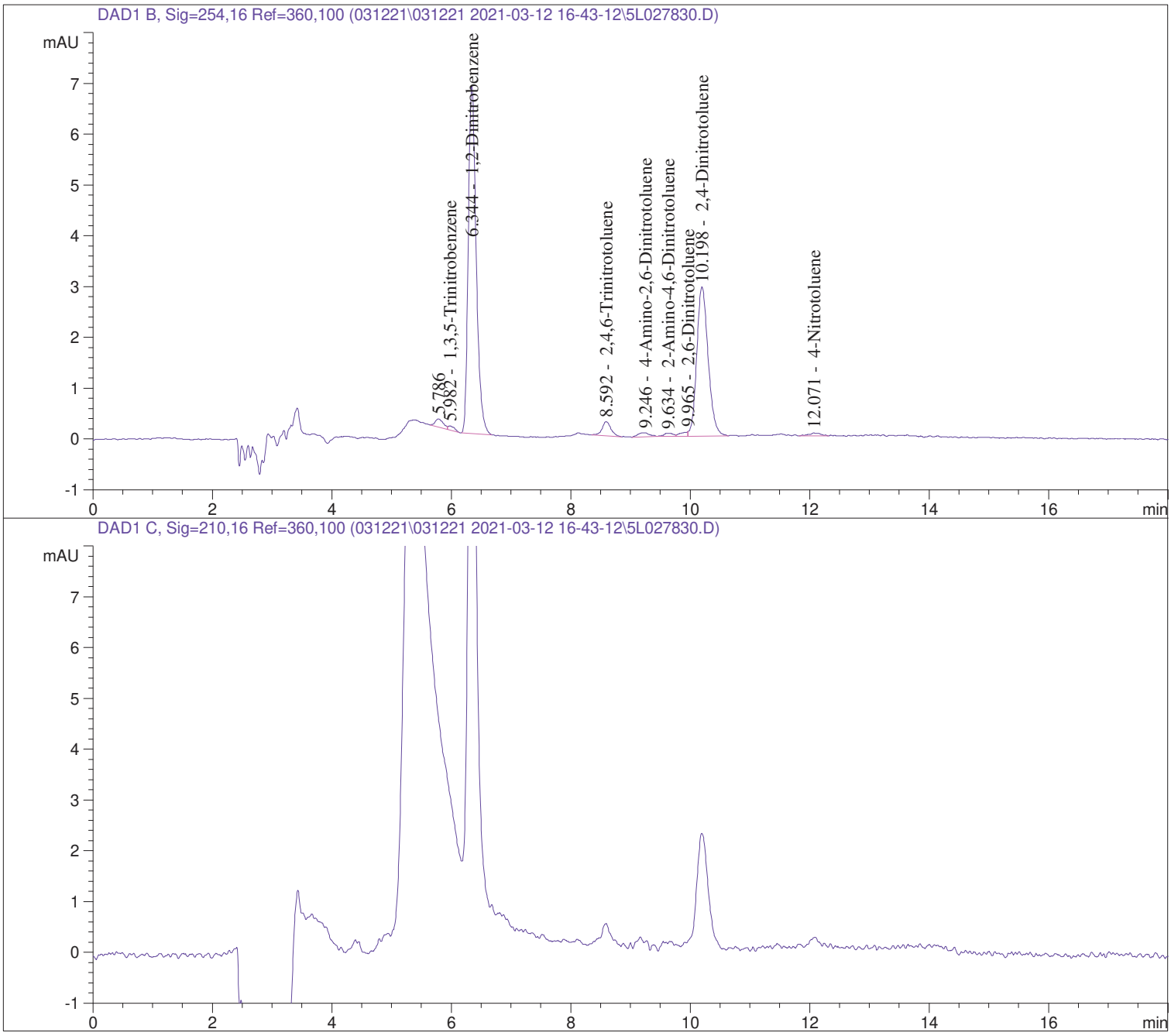

Data File C:\CHEM32\1\DATA\031221\031221 2021-03-12 16-43-12\5L027830.D
Sample Name: M1C0514-18

==========

Acq. Operator : JWR
Seq. Line : 27
Acq. Instrument : HPLC5
Location : Vial 25
Injection Date : 3/13/2021 3:02:28 AM
Inj : 1
Inj Volume : 100 µl
Acq. Method : C:\Chem32\1\DATA\031221\031221 2021-03-12 16-43-12\8330PLUS-PETN.M
Last changed : 3/12/2021 4:43:06 PM by JWR
Analysis Method : C:\CHEM32\1\METHODS\8330PLUS-PETNDA.M
Last changed : 3/16/2021 7:15:04 PM by JWR
Method Info : OVD-SOP#HPLC02: 8330PLUS-PETN Calibration 02/16/2021

Sample Info : 1

==========

==========

External Standard Report

==========

Sorted By : Signal
Calib. Data Modified : 3/16/2021 6:00:18 PM
Multiplier : 1.0000
Dilution : 1.0000
Use Multiplier & Dilution Factor with ISTDs

Signal 1: DAD1 B, Sig=254,16 Ref=360,100

RetTime [min]	Type	Area [mAU*s]	Amt/Area	Amount [ug/L]	Grp	Name
3.756		-	-	-		HMX
4.992		-	-	-		RDX
5.982	VBA	6.13594e-1	2.37658	1.45825		1,3,5-Trinitrobenzene
6.344	BBA	62.52910	3.60194	225.22630		1,2-Dinitrobenzene
7.231		-	-	-		1,3-Dinitrobenzene
7.489		-	-	-		Tetryl
7.930		-	-	-		Nitrobenzene
8.592	BBA	2.92620	2.29477	6.71495		2,4,6-Trinitrotoluene
9.246	VV	1.07351	3.76853	4.04555		4-Amino-2,6-Dinitrotoluene
9.634	VV	6.63850e-1	2.96279	1.96685		2-Amino-4,6-Dinitrotoluene
9.965	VV	7.05689e-1	1.69356	1.19513		2,6-Dinitrotoluene
10.198	VBA	38.98703	1.79770	70.08704		2,4-Dinitrotoluene
11.486		-	-	-		2-Nitrotoluene
12.071	VV	8.21051e-1	5.27398	4.33020		4-Nitrotoluene
12.917		-	-	-		3-Nitrotoluene

Totals : 315.02427

Data File C:\CHEM32\1\DATA\031221\031221 2021-03-12 16-43-12\5L027830.D
Sample Name: M1C0514-18

==========

Acq. Operator : JWR Seq. Line : 27
Acq. Instrument : HPLC5 Location : Vial 25
Injection Date : 3/13/2021 3:02:28 AM Inj : 1
Inj Volume : 100 µl
Acq. Method : C:\Chem32\1\DATA\031221\031221 2021-03-12 16-43-12\8330PLUS-PETN.M
Last changed : 3/12/2021 4:43:06 PM by JWR
Analysis Method : C:\CHEM32\1\METHODS\8330PLUS-PETNDA.M
Last changed : 3/16/2021 7:15:04 PM by JWR
Method Info : OVD-SOP#HPLC02: 8330PLUS-PETN Calibration 02/16/2021

Sample Info : 1

==========

Signal 2: DAD1 C, Sig=210,16 Ref=360,100

RetTime [min]	Type	Area [mAU*s]	Amt/Area	Amount [ug/L]	Grp	Name
13.644		-	-	-		PETN

Totals : 0.00000

2 Warnings or Errors :

Warning : Calibration warnings (see calibration table listing)
Warning : Calibrated compound(s) not found

==========

*** End of Report ***

Data File C:\CHEM32\1\DATA\031521\031521 2021-03-15 19-22-41\6L0008453.D
Sample Name: M1C0514-18RE1

==========

Acq. Operator : JWR
Seq. Line : 11
Acq. Instrument : HPLC6
Location : 11
Injection Date : 3/16/2021 4:14:04 AM
Inj : 1
Inj Volume : 100.000 µl
Acq. Method : C:\Chem32\1\Data\031521\031521 2021-03-15 19-22-41\8330.M
Last changed : 3/15/2021 7:22:41 PM by JWR
Analysis Method : C:\CHEM32\1\METHODS\8330DATA.M
Last changed : 3/17/2021 11:56:58 PM by JWR
Method Info : OVD-SOP#HPLC02 : 8330 Calibration 23-MAY-2020

Sample Info : 1

==========

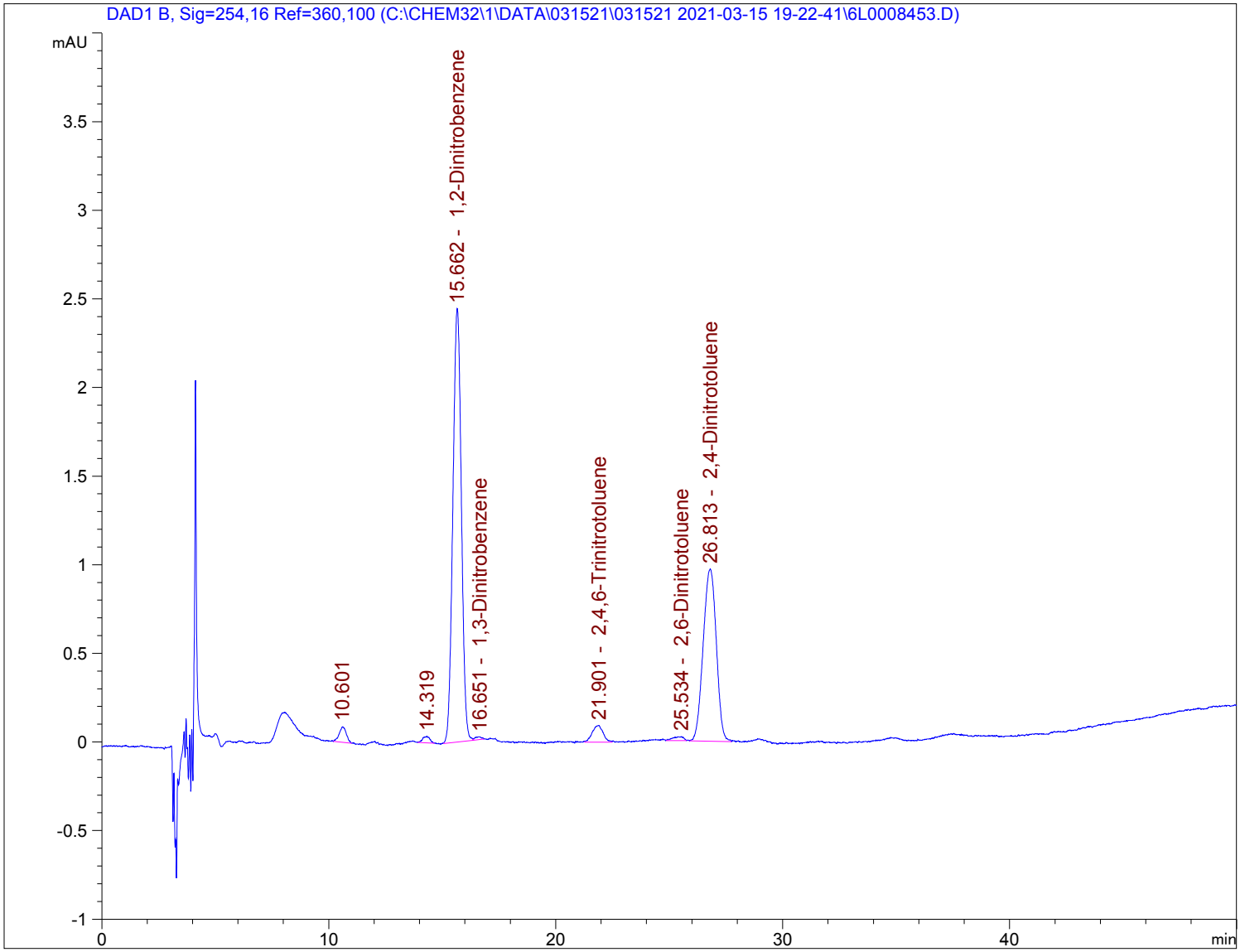

Data File C:\CHEM32\1\DATA\031521\031521 2021-03-15 19-22-41\6L0008453.D
Sample Name: M1C0514-18RE1

==========

Acq. Operator : JWR
Seq. Line : 11
Acq. Instrument : HPLC6
Location : 11
Injection Date : 3/16/2021 4:14:04 AM
Inj : 1
Inj Volume : 100.000 µl
Acq. Method : C:\Chem32\1\Data\031521\031521 2021-03-15 19-22-41\8330.M
Last changed : 3/15/2021 7:22:41 PM by JWR
Analysis Method : C:\CHEM32\1\METHODS\8330DATA.M
Last changed : 3/17/2021 11:56:58 PM by JWR
Method Info : OVD-SOP#HPLC02 : 8330 Calibration 23-MAY-2020

Sample Info : 1

==========

==========

External Standard Report

==========

Sorted By : Signal
Calib. Data Modified : 3/17/2021 10:41:50 PM
Multiplier : 1.0000
Dilution : 1.0000
Do not use Multiplier & Dilution Factor with ISTDs

Signal 1: DAD1 B, Sig=254,16 Ref=360,100

RetTime [min]	Type	Area [mAU*s]	Amt/Area	Amount [ug/L]	Grp	Name
8.392		-	-	-		HMX
12.732		-	-	-		RDX
13.360		-	-	-		1,3,5-Trinitrobenzene
15.662	BB	63.25180	3.61823	228.85982		1,2-Dinitrobenzene
16.651	BBA	3.25259e-1	1.77674	5.77899e-1		1,3-Dinitrobenzene
17.808		-	-	-		Nitrobenzene
21.901	VV	3.12526	2.15750	6.74276		2,4,6-Trinitrotoluene
22.623		-	-	-		Tetryl
25.534	BBA	7.34758e-1	3.36173	2.47006		2,6-Dinitrotoluene
26.813	VV	38.96099	1.82104	70.94937		2,4-Dinitrotoluene
28.962		-	-	-		2-Nitrotoluene
31.563		-	-	-		4-Nitrotoluene
33.864		-	-	-		3-Nitrotoluene
34.797		-	-	-		4-Amino-2,6-Dinitrotoluene
37.373		-	-	-		2-Amino-4,6-Dinitrotoluene

Totals : 309.59991

1 Warnings or Errors :

Warning : Calibrated compound(s) not found

==========

*** End of Report ***

Data File C:\CHEM32\1\DATA\031221\031221 2021-03-12 16-43-12\5L027831.D
Sample Name: M1C0514-19

==========

Acq. Operator : JWR
Seq. Line : 28
Acq. Instrument : HPLC5
Location : Vial 26
Injection Date : 3/13/2021 3:25:37 AM
Inj : 1
Inj Volume : 100 µl
Acq. Method : C:\Chem32\1\DATA\031221\031221 2021-03-12 16-43-12\8330PLUS-PETN.M
Last changed : 3/12/2021 4:43:06 PM by JWR
Analysis Method : C:\CHEM32\1\METHODS\8330PLUS-PETNDA.M
Last changed : 3/16/2021 7:18:24 PM by JWR
Method Info : OVD-SOP#HPLC02: 8330PLUS-PETN Calibration 02/16/2021

Sample Info : 1

==========

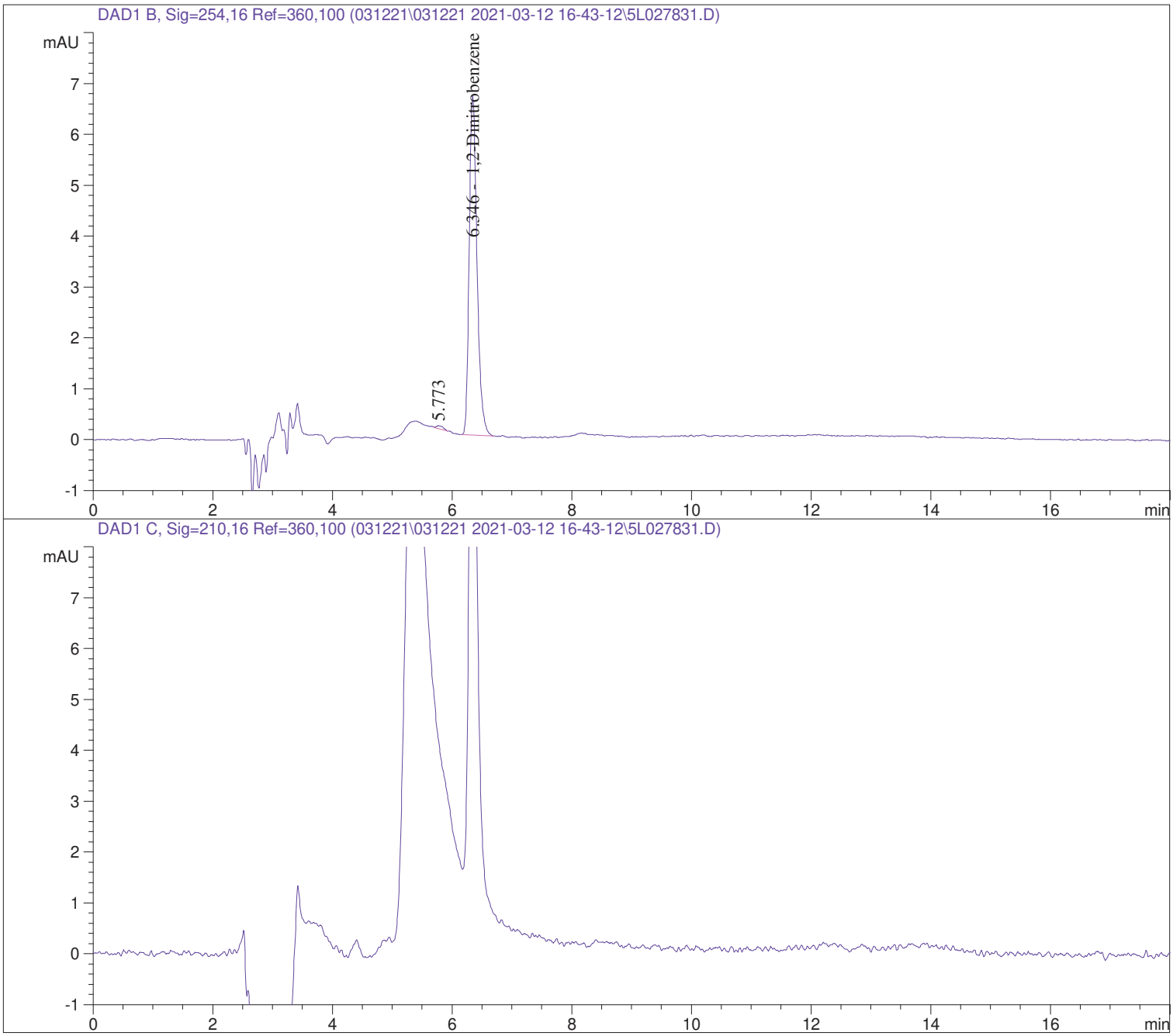

Data File C:\CHEM32\1\DATA\031221\031221 2021-03-12 16-43-12\5L027831.D
Sample Name: M1C0514-19

==========

Acq. Operator : JWR Seq. Line : 28
Acq. Instrument : HPLC5 Location : Vial 26
Injection Date : 3/13/2021 3:25:37 AM Inj : 1
Inj Volume : 100 µl
Acq. Method : C:\Chem32\1\DATA\031221\031221 2021-03-12 16-43-12\8330PLUS-PETN.M
Last changed : 3/12/2021 4:43:06 PM by JWR
Analysis Method : C:\CHEM32\1\METHODS\8330PLUS-PETNDA.M
Last changed : 3/16/2021 7:18:24 PM by JWR
Method Info : OVD-SOP#HPLC02: 8330PLUS-PETN Calibration 02/16/2021

Sample Info : 1

==========

==========

External Standard Report

==========

Sorted By : Signal
Calib. Data Modified : 3/16/2021 6:00:18 PM
Multiplier : 1.0000
Dilution : 1.0000
Use Multiplier & Dilution Factor with ISTDs

Signal 1: DAD1 B, Sig=254,16 Ref=360,100

RetTime [min]	Type	Area [mAU*s]	Amt/Area	Amount [ug/L]	Grp	Name
3.756		-	-	-		HMX
4.992		-	-	-		RDX
6.079		-	-	-		1,3,5-Trinitrobenzene
6.346	BBA	59.87895	3.60196	215.68152		1,2-Dinitrobenzene
7.231		-	-	-		1,3-Dinitrobenzene
7.489		-	-	-		Tetryl
7.930		-	-	-		Nitrobenzene
8.575		-	-	-		2,4,6-Trinitrotoluene
9.162		-	-	-		4-Amino-2,6-Dinitrotoluene
9.597		-	-	-		2-Amino-4,6-Dinitrotoluene
9.891		-	-	-		2,6-Dinitrotoluene
10.157		-	-	-		2,4-Dinitrotoluene
11.486		-	-	-		2-Nitrotoluene
12.034		-	-	-		4-Nitrotoluene
12.917		-	-	-		3-Nitrotoluene

Totals : 215.68152

Data File C:\CHEM32\1\DATA\031221\031221 2021-03-12 16-43-12\5L027831.D
Sample Name: M1C0514-19

==========

Acq. Operator : JWR Seq. Line : 28
Acq. Instrument : HPLC5 Location : Vial 26
Injection Date : 3/13/2021 3:25:37 AM Inj : 1
Inj Volume : 100 µl
Acq. Method : C:\Chem32\1\DATA\031221\031221 2021-03-12 16-43-12\8330PLUS-PETN.M
Last changed : 3/12/2021 4:43:06 PM by JWR
Analysis Method : C:\CHEM32\1\METHODS\8330PLUS-PETNDA.M
Last changed : 3/16/2021 7:18:24 PM by JWR
Method Info : OVD-SOP#HPLC02: 8330PLUS-PETN Calibration 02/16/2021

Sample Info : 1

==========

Signal 2: DAD1 C, Sig=210,16 Ref=360,100

RetTime [min]	Type	Area [mAU*s]	Amt/Area	Amount [ug/L]	Grp	Name
13.644		-	-	-		PETN

Totals : 0.00000

2 Warnings or Errors :

Warning : Calibration warnings (see calibration table listing)
Warning : Calibrated compound(s) not found

==========

*** End of Report ***

Data File C:\CHEM32\1\DATA\031221\031221 2021-03-12 16-43-12\5L027834.D
Sample Name: M1C0514-20

==========

Acq. Operator : JWR
Seq. Line : 31
Acq. Instrument : HPLC5
Location : Vial 29
Injection Date : 3/13/2021 4:35:14 AM
Inj : 1
Inj Volume : 100 µl
Acq. Method : C:\Chem32\1\DATA\031221\031221 2021-03-12 16-43-12\8330PLUS-PETN.M
Last changed : 3/12/2021 4:43:06 PM by JWR
Analysis Method : C:\CHEM32\1\METHODS\8330PLUS-PETNDA.M
Last changed : 3/16/2021 7:21:33 PM by JWR
Method Info : OVD-SOP#HPLC02: 8330PLUS-PETN Calibration 02/16/2021

Sample Info : 1

==========

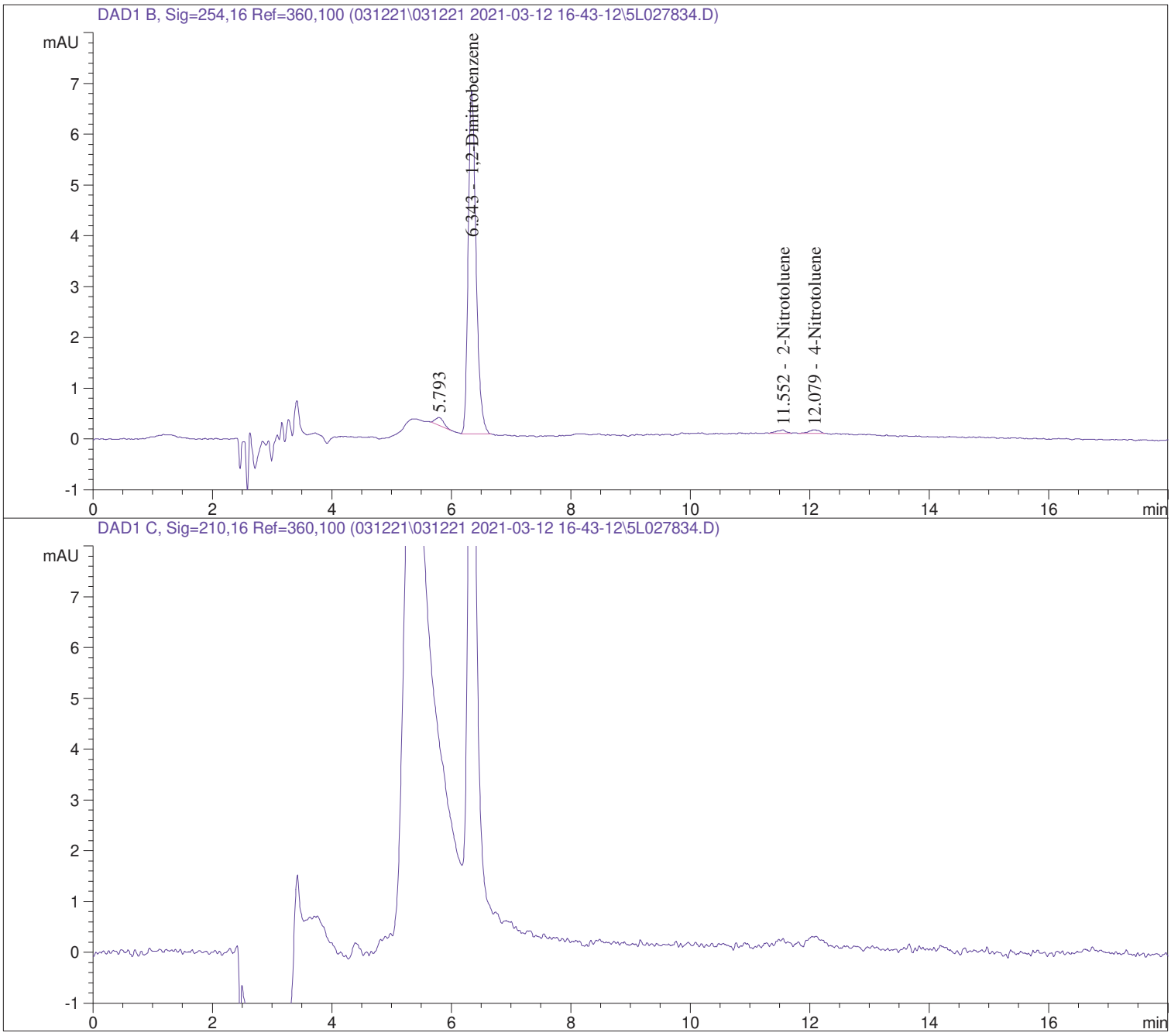

Data File C:\CHEM32\1\DATA\031221\031221 2021-03-12 16-43-12\5L027834.D
Sample Name: M1C0514-20

==========

Acq. Operator : JWR
Seq. Line : 31
Acq. Instrument : HPLC5
Location : Vial 29
Injection Date : 3/13/2021 4:35:14 AM
Inj : 1
Inj Volume : 100 µl
Acq. Method : C:\Chem32\1\DATA\031221\031221 2021-03-12 16-43-12\8330PLUS-PETN.M
Last changed : 3/12/2021 4:43:06 PM by JWR
Analysis Method : C:\CHEM32\1\METHODS\8330PLUS-PETNDA.M
Last changed : 3/16/2021 7:21:33 PM by JWR
Method Info : OVD-SOP#HPLC02: 8330PLUS-PETN Calibration 02/16/2021

Sample Info : 1

==========

==========

External Standard Report

==========

Sorted By : Signal
Calib. Data Modified : 3/16/2021 6:00:18 PM
Multiplier : 1.0000
Dilution : 1.0000
Use Multiplier & Dilution Factor with ISTDs

Signal 1: DAD1 B, Sig=254,16 Ref=360,100

RetTime [min]	Type	Area [mAU*s]	Amt/Area	Amount [ug/L]	Grp	Name
3.756		-	-	-		HMX
4.992		-	-	-		RDX
6.079		-	-	-		1,3,5-Trinitrobenzene
6.343	BBA	61.10449	3.60195	220.09542		1,2-Dinitrobenzene
7.231		-	-	-		1,3-Dinitrobenzene
7.489		-	-	-		Tetryl
7.930		-	-	-		Nitrobenzene
8.575		-	-	-		2,4,6-Trinitrotoluene
9.162		-	-	-		4-Amino-2,6-Dinitrotoluene
9.597		-	-	-		2-Amino-4,6-Dinitrotoluene
9.891		-	-	-		2,6-Dinitrotoluene
10.157		-	-	-		2,4-Dinitrotoluene
11.552	VV	8.41283e-1	3.84554	3.23519		2-Nitrotoluene
12.079	VV	9.48962e-1	5.30029	5.02977		4-Nitrotoluene
12.917		-	-	-		3-Nitrotoluene

Totals : 228.36038

Data File C:\CHEM32\1\DATA\031221\031221 2021-03-12 16-43-12\5L027834.D
Sample Name: M1C0514-20

==========

Acq. Operator : JWR Seq. Line : 31
Acq. Instrument : HPLC5 Location : Vial 29
Injection Date : 3/13/2021 4:35:14 AM Inj : 1
Inj Volume : 100 µl
Acq. Method : C:\Chem32\1\DATA\031221\031221 2021-03-12 16-43-12\8330PLUS-PETN.M
Last changed : 3/12/2021 4:43:06 PM by JWR
Analysis Method : C:\CHEM32\1\METHODS\8330PLUS-PETNDA.M
Last changed : 3/16/2021 7:21:33 PM by JWR
Method Info : OVD-SOP#HPLC02: 8330PLUS-PETN Calibration 02/16/2021

Sample Info : 1

==========

Signal 2: DAD1 C, Sig=210,16 Ref=360,100

RetTime [min]	Type	Area [mAU*s]	Amt/Area	Amount [ug/L]	Grp	Name
13.644		-	-	-		PETN

Totals : 0.00000

2 Warnings or Errors :

Warning : Calibration warnings (see calibration table listing)
Warning : Calibrated compound(s) not found

==========

*** End of Report ***

Data File C:\CHEM32\1\DATA\031221\031221 2021-03-12 16-43-12\5L027840.D
Sample Name: M1C0514-21

==========

Acq. Operator : JWR
Seq. Line : 37
Acq. Instrument : HPLC5
Location : Vial 34
Injection Date : 3/13/2021 6:54:35 AM
Inj : 1
Inj Volume : 100 µl
Acq. Method : C:\Chem32\1\DATA\031221\031221 2021-03-12 16-43-12\8330PLUS-PETN.M
Last changed : 3/12/2021 4:43:06 PM by JWR
Analysis Method : C:\CHEM32\1\METHODS\8330PLUS-PETNDA.M
Last changed : 3/16/2021 7:35:46 PM by JWR
Method Info : OVD-SOP#HPLC02: 8330PLUS-PETN Calibration 02/16/2021

Sample Info : 1

==========

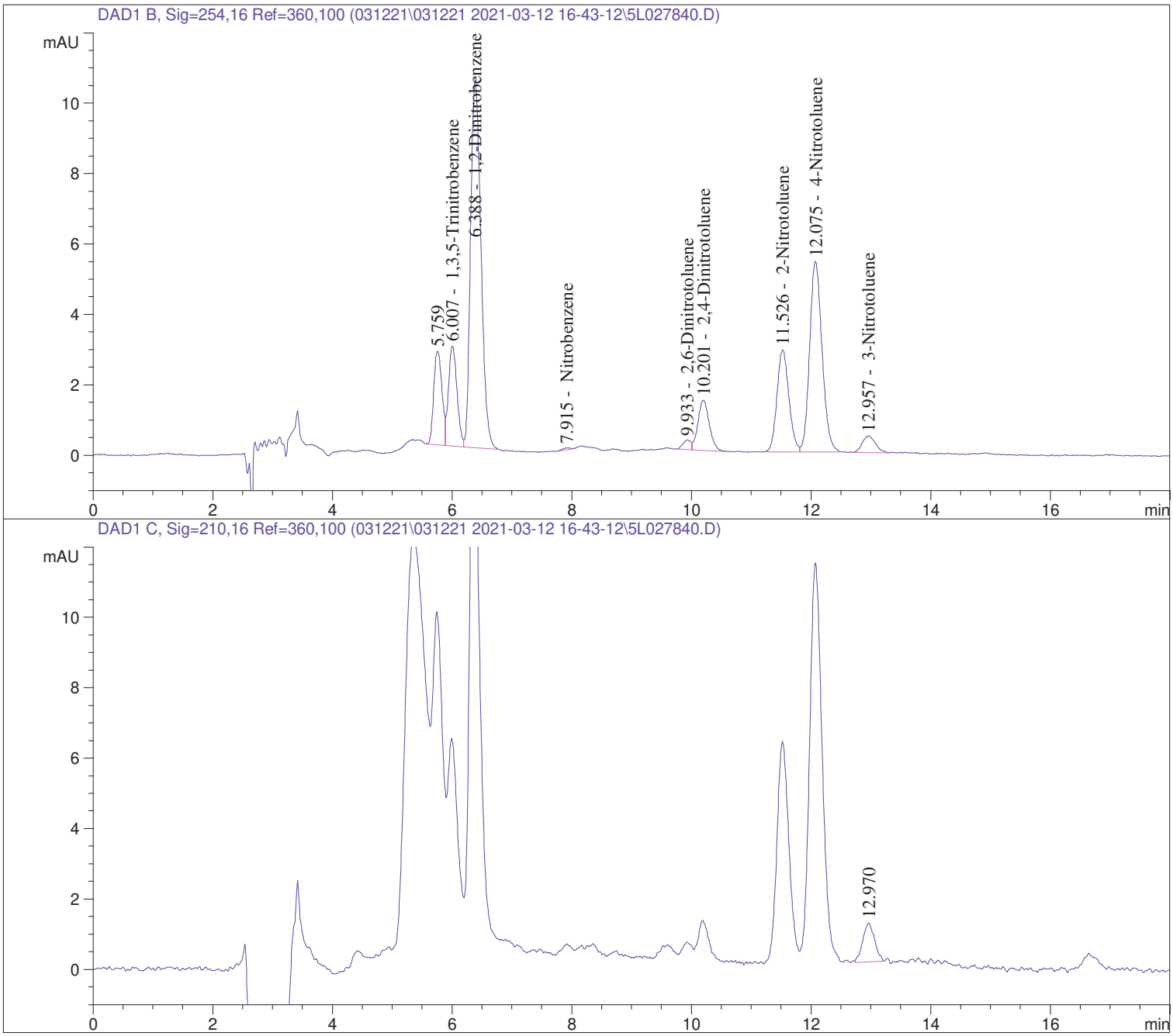

Data File C:\CHEM32\1\DATA\031221\031221 2021-03-12 16-43-12\5L027840.D
Sample Name: M1C0514-21

==========

Acq. Operator : JWR Seq. Line : 37
Acq. Instrument : HPLC5 Location : Vial 34
Injection Date : 3/13/2021 6:54:35 AM Inj : 1
Inj Volume : 100 µl
Acq. Method : C:\Chem32\1\DATA\031221\031221 2021-03-12 16-43-12\8330PLUS-PETN.M
Last changed : 3/12/2021 4:43:06 PM by JWR
Analysis Method : C:\CHEM32\1\METHODS\8330PLUS-PETNDA.M
Last changed : 3/16/2021 7:35:46 PM by JWR
Method Info : OVD-SOP#HPLC02: 8330PLUS-PETN Calibration 02/16/2021

Sample Info : 1

==========

==========

External Standard Report

==========

Sorted By : Signal
Calib. Data Modified : 3/16/2021 6:00:18 PM
Multiplier : 1.0000
Dilution : 1.0000
Use Multiplier & Dilution Factor with ISTDs

Signal 1: DAD1 B, Sig=254,16 Ref=360,100

RetTime [min]	Type	Area [mAU*s]	Amt/Area	Amount [ug/L]	Grp	Name
3.756		-	-	-		HMX
4.992		-	-	-		RDX
6.007	VV	28.30024	2.64249	74.78320		1,3,5-Trinitrobenzene
6.388	VBA	126.31406	3.60177	454.95420		1,2-Dinitrobenzene
7.231		-	-	-		1,3-Dinitrobenzene
7.489		-	-	-		Tetryl
7.915	BV	4.40747e-1	2.24321	9.88688e-1		Nitrobenzene
8.575		-	-	-		2,4,6-Trinitrotoluene
9.162		-	-	-		4-Amino-2,6-Dinitrotoluene
9.597		-	-	-		2-Amino-4,6-Dinitrotoluene
9.933	VV	2.50660	3.24911	8.14421		2,6-Dinitrotoluene
10.201	VBA	18.66660	1.77666	33.16426		2,4-Dinitrotoluene
11.526	BV	40.27453	4.58475	184.64862		2-Nitrotoluene
12.075	VBA	77.97294	5.46712	426.28723		4-Nitrotoluene
12.957	BBA	7.11193	4.05278	28.82310		3-Nitrotoluene

Totals : 1211.79349

Data File C:\CHEM32\1\DATA\031221\031221 2021-03-12 16-43-12\5L027840.D
Sample Name: M1C0514-21

==========

Acq. Operator : JWR
Seq. Line : 37
Acq. Instrument : HPLC5
Location : Vial 34
Injection Date : 3/13/2021 6:54:35 AM
Inj : 1
Inj Volume : 100 µl
Acq. Method : C:\Chem32\1\DATA\031221\031221 2021-03-12 16-43-12\8330PLUS-PETN.M
Last changed : 3/12/2021 4:43:06 PM by JWR
Analysis Method : C:\CHEM32\1\METHODS\8330PLUS-PETNDA.M
Last changed : 3/16/2021 7:35:46 PM by JWR
Method Info : OVD-SOP#HPLC02: 8330PLUS-PETN Calibration 02/16/2021

Sample Info : 1

==========

Signal 2: DAD1 C, Sig=210,16 Ref=360,100

RetTime [min]	Type	Area [mAU*s]	Amt/Area	Amount [ug/L]	Grp	Name
13.644		-	-	-		PETN

Totals : 0.00000

2 Warnings or Errors :

Warning : Calibration warnings (see calibration table listing)
Warning : Calibrated compound(s) not found

==========

*** End of Report ***

Data File C:\CHEM32\1\DATA\031521\031521 2021-03-15 19-22-41\6L0008459.D
Sample Name: M1C0514-21RE1

==========

Acq. Operator : JWR
Seq. Line : 17
Acq. Instrument : HPLC6
Location : 16
Injection Date : 3/16/2021 9:31:07 AM
Inj : 1
Inj Volume : 100.000 µl
Acq. Method : C:\Chem32\1\Data\031521\031521 2021-03-15 19-22-41\8330.M
Last changed : 3/15/2021 7:22:41 PM by JWR
Analysis Method : C:\CHEM32\1\METHODS\8330DATA.M
Last changed : 3/18/2021 12:16:28 AM by JWR
Method Info : OVD-SOP#HPLC02 : 8330 Calibration 23-MAY-2020

Sample Info : 1

==========

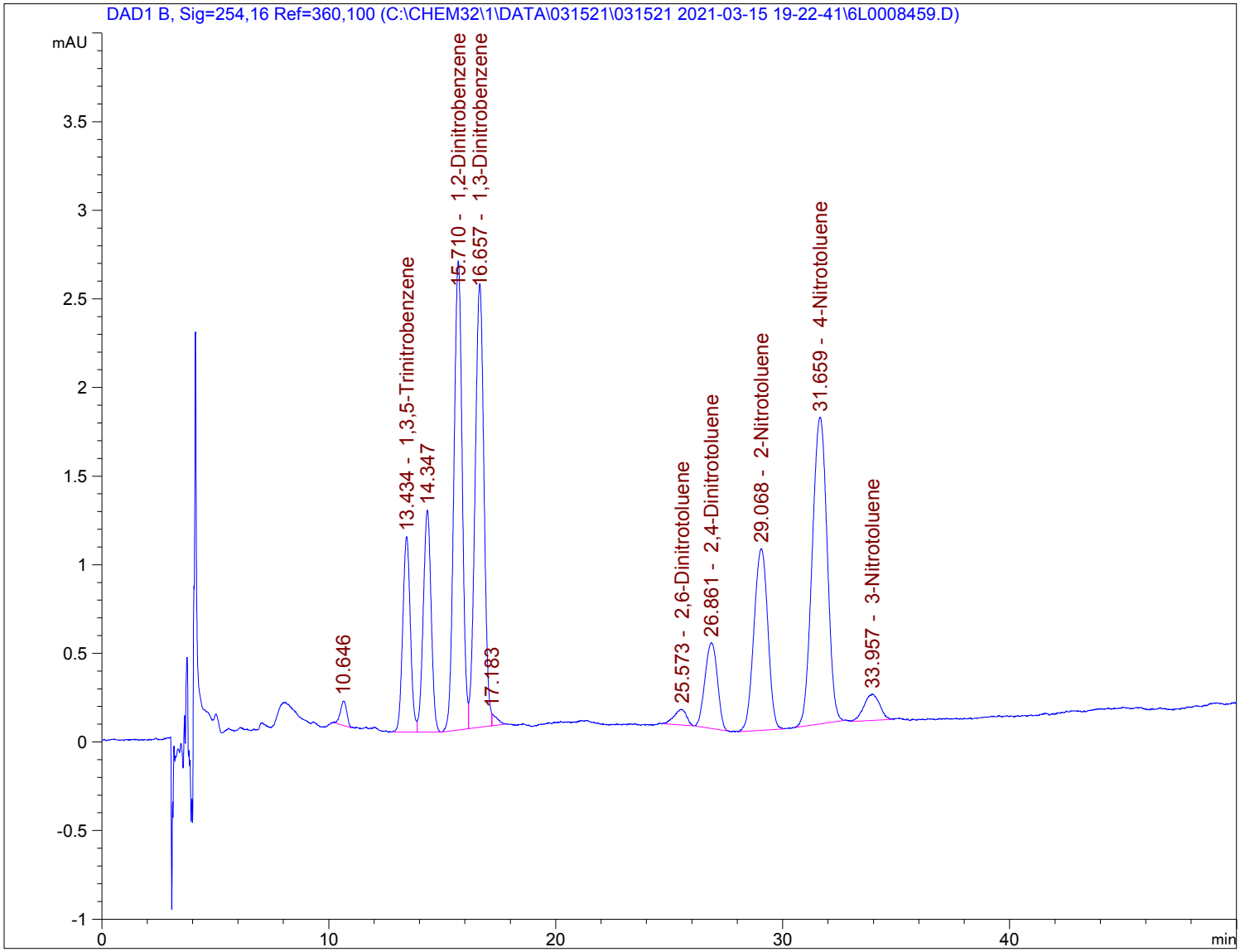

Data File C:\CHEM32\1\DATA\031521\031521 2021-03-15 19-22-41\6L0008459.D
Sample Name: M1C0514-21RE1

==========

Acq. Operator : JWR
Seq. Line : 17
Acq. Instrument : HPLC6
Location : 16
Injection Date : 3/16/2021 9:31:07 AM
Inj : 1
Inj Volume : 100.000 µl
Acq. Method : C:\Chem32\1\Data\031521\031521 2021-03-15 19-22-41\8330.M
Last changed : 3/15/2021 7:22:41 PM by JWR
Analysis Method : C:\CHEM32\1\METHODS\8330DATA.M
Last changed : 3/18/2021 12:16:28 AM by JWR
Method Info : OVD-SOP#HPLC02 : 8330 Calibration 23-MAY-2020

Sample Info : 1

==========

==========

External Standard Report

==========

Sorted By : Signal
Calib. Data Modified : 3/17/2021 10:41:50 PM
Multiplier : 1.0000
Dilution : 1.0000
Do not use Multiplier & Dilution Factor with ISTDs

Signal 1: DAD1 B, Sig=254,16 Ref=360,100

RetTime [min]	Type	Area [mAU*s]	Amt/Area	Amount [ug/L]	Grp	Name
8.392		-	-	-		HMX
12.732		-	-	-		RDX
13.434	VV	25.81094	2.33979	60.39228		1,3,5-Trinitrobenzene
15.710	VV	67.44693	3.61858	244.06219		1,2-Dinitrobenzene
16.657	VF	68.48708	1.63033	111.65624		1,3-Dinitrobenzene
17.808		-	-	-		Nitrobenzene
21.859		-	-	-		2,4,6-Trinitrotoluene
22.623		-	-	-		Tetryl
25.573	VBA	3.34207	3.67989	12.29845		2,6-Dinitrotoluene
26.861	BBA	18.37978	1.80557	33.18593		2,4-Dinitrotoluene
29.068	VV	43.68692	4.54577	198.59078		2-Nitrotoluene
31.659	BV	79.30711	5.41776	429.66692		4-Nitrotoluene
33.957	VV	7.11951	3.91783	27.89305		3-Nitrotoluene
34.797		-	-	-		4-Amino-2,6-Dinitrotoluene
37.373		-	-	-		2-Amino-4,6-Dinitrotoluene

Totals : 1117.74584

1 Warnings or Errors :

Warning : Calibrated compound(s) not found

==========

*** End of Report ***

Data File C:\CHEM32\1\DATA\031221\031221 2021-03-12 16-43-12\5L027843.D
Sample Name: M1C0514-22

==========

Acq. Operator : JWR
Seq. Line : 40
Acq. Instrument : HPLC5
Location : Vial 37
Injection Date : 3/13/2021 8:04:06 AM
Inj : 1
Inj Volume : 100 µl
Acq. Method : C:\Chem32\1\DATA\031221\031221 2021-03-12 16-43-12\8330PLUS-PETN.M
Last changed : 3/12/2021 4:43:06 PM by JWR
Analysis Method : C:\CHEM32\1\METHODS\8330PLUS-PETNDA.M
Last changed : 3/16/2021 7:54:04 PM by JWR
Method Info : OVD-SOP#HPLC02: 8330PLUS-PETN Calibration 02/16/2021

Sample Info : 1

==========

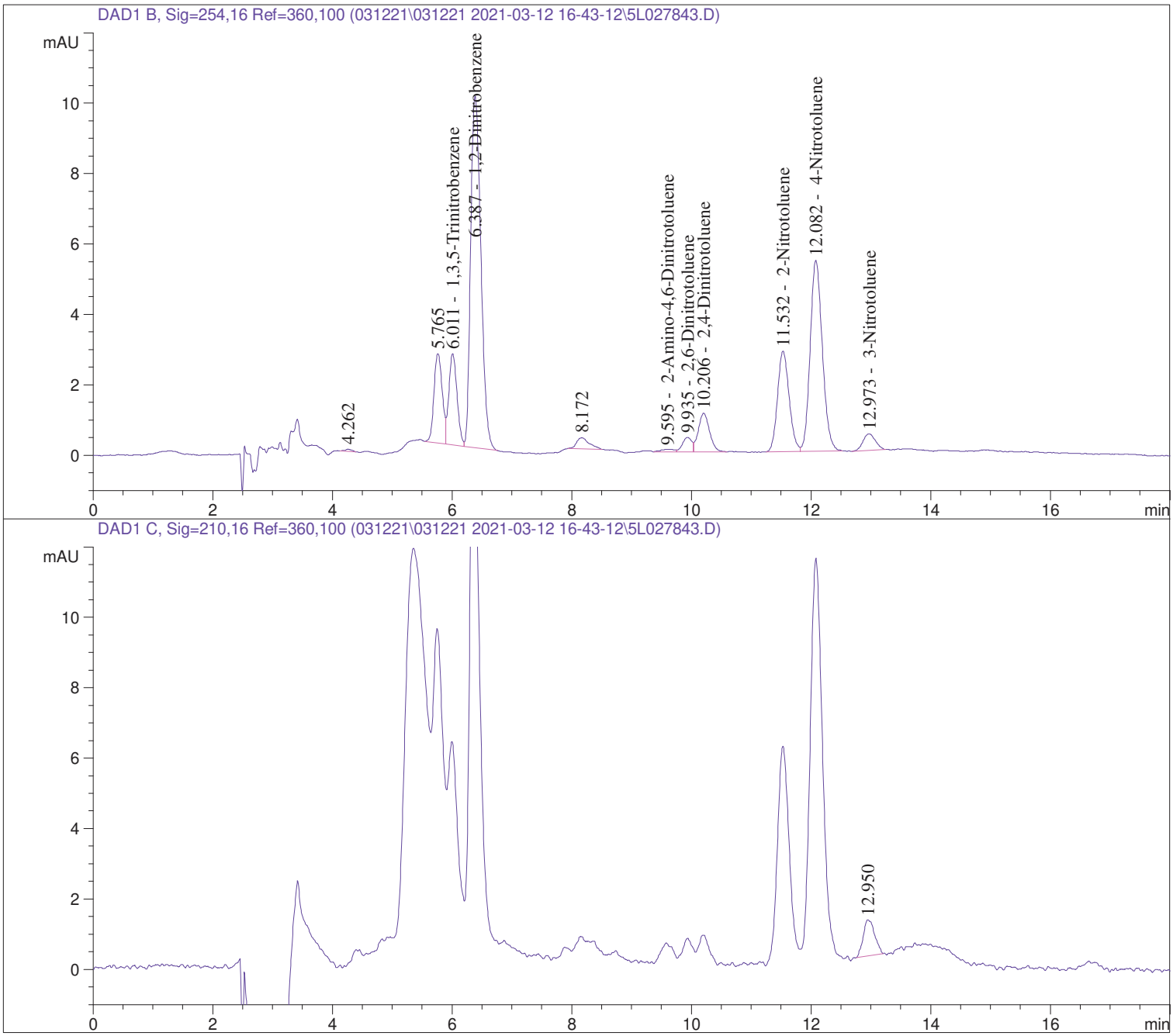

Data File C:\CHEM32\1\DATA\031221\031221 2021-03-12 16-43-12\5L027843.D
Sample Name: M1C0514-22

==========

Acq. Operator : JWR
Seq. Line : 40
Acq. Instrument : HPLC5
Location : Vial 37
Injection Date : 3/13/2021 8:04:06 AM
Inj : 1
Inj Volume : 100 µl
Acq. Method : C:\Chem32\1\DATA\031221\031221 2021-03-12 16-43-12\8330PLUS-PETN.M
Last changed : 3/12/2021 4:43:06 PM by JWR
Analysis Method : C:\CHEM32\1\METHODS\8330PLUS-PETNDA.M
Last changed : 3/16/2021 7:54:04 PM by JWR
Method Info : OVD-SOP#HPLC02: 8330PLUS-PETN Calibration 02/16/2021

Sample Info : 1

==========

==========

External Standard Report

==========

Sorted By : Signal
Calib. Data Modified : 3/16/2021 6:00:18 PM
Multiplier : 1.0000
Dilution : 1.0000
Use Multiplier & Dilution Factor with ISTDs

Signal 1: DAD1 B, Sig=254,16 Ref=360,100

RetTime [min]	Type	Area [mAU*s]	Amt/Area	Amount [ug/L]	Grp	Name
3.756		-	-	-		HMX
4.992		-	-	-		RDX
6.011	VV	24.81569	2.64167	65.55476		1,3,5-Trinitrobenzene
6.387	VBA	118.59164	3.60178	427.14113		1,2-Dinitrobenzene
7.231		-	-	-		1,3-Dinitrobenzene
7.489		-	-	-		Tetryl
7.930		-	-	-		Nitrobenzene
8.575		-	-	-		2,4,6-Trinitrotoluene
9.162		-	-	-		4-Amino-2,6-Dinitrotoluene
9.595	BV	1.08330	3.00649	3.25693		2-Amino-4,6-Dinitrotoluene
9.935	VV	4.43370	3.51405	15.58021		2,6-Dinitrotoluene
10.206	VBA	14.34249	1.76449	25.30722		2,4-Dinitrotoluene
11.532	BV	38.68899	4.58410	177.35431		2-Nitrotoluene
12.082	VBA	76.63007	5.46708	418.94287		4-Nitrotoluene
12.973	BBA	6.92348	4.05224	28.05559		3-Nitrotoluene

Totals : 1161.19303

Data File C:\CHEM32\1\DATA\031221\031221 2021-03-12 16-43-12\5L027843.D
Sample Name: M1C0514-22

==========

Acq. Operator : JWR
Seq. Line : 40
Acq. Instrument : HPLC5
Location : Vial 37
Injection Date : 3/13/2021 8:04:06 AM
Inj : 1
Inj Volume : 100 µl
Acq. Method : C:\Chem32\1\DATA\031221\031221 2021-03-12 16-43-12\8330PLUS-PETN.M
Last changed : 3/12/2021 4:43:06 PM by JWR
Analysis Method : C:\CHEM32\1\METHODS\8330PLUS-PETNDA.M
Last changed : 3/16/2021 7:54:04 PM by JWR
Method Info : OVD-SOP#HPLC02: 8330PLUS-PETN Calibration 02/16/2021

Sample Info : 1

==========

Signal 2: DAD1 C, Sig=210,16 Ref=360,100

RetTime [min]	Type	Area [mAU*s]	Amt/Area	Amount [ug/L]	Grp	Name
13.644		-	-	-		PETN

Totals : 0.00000

2 Warnings or Errors :

Warning : Calibration warnings (see calibration table listing)
Warning : Calibrated compound(s) not found

==========

*** End of Report ***

Data File C:\CHEM32\1\DATA\031521\031521 2021-03-15 19-22-41\6L0008462.D
Sample Name: M1C0514-22RE1

==========

Acq. Operator : JWR
Seq. Line : 20
Acq. Instrument : HPLC6
Location : 19
Injection Date : 3/16/2021 12:09:41 PM
Inj : 1
Inj Volume : 100.000 µl
Acq. Method : C:\Chem32\1\Data\031521\031521 2021-03-15 19-22-41\8330.M
Last changed : 3/15/2021 7:22:41 PM by JWR
Analysis Method : C:\CHEM32\1\METHODS\8330DATA.M
Last changed : 3/18/2021 12:42:58 AM by JWR
Method Info : OVD-SOP#HPLC02 : 8330 Calibration 23-MAY-2020

Sample Info : 1

==========

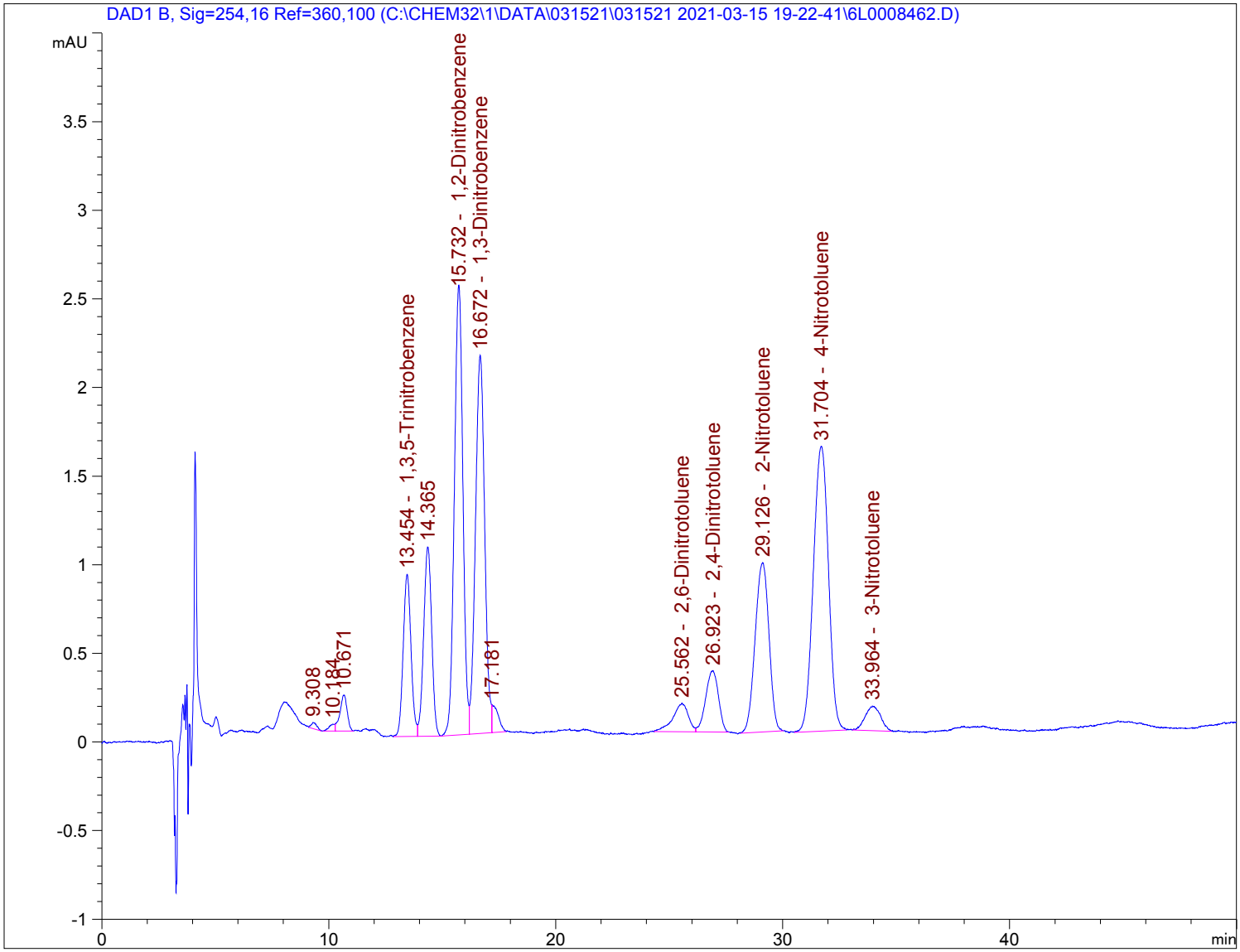

Data File C:\CHEM32\1\DATA\031521\031521 2021-03-15 19-22-41\6L0008462.D
Sample Name: M1C0514-22RE1

==========

Acq. Operator : JWR
Seq. Line : 20
Acq. Instrument : HPLC6
Location : 19
Injection Date : 3/16/2021 12:09:41 PM
Inj : 1
Inj Volume : 100.000 µl
Acq. Method : C:\Chem32\1\Data\031521\031521 2021-03-15 19-22-41\8330.M
Last changed : 3/15/2021 7:22:41 PM by JWR
Analysis Method : C:\CHEM32\1\METHODS\8330DATA.M
Last changed : 3/18/2021 12:42:58 AM by JWR
Method Info : OVD-SOP#HPLC02 : 8330 Calibration 23-MAY-2020

Sample Info : 1

==========

==========

External Standard Report

==========

Sorted By : Signal
Calib. Data Modified : 3/17/2021 10:41:50 PM
Multiplier : 1.0000
Dilution : 1.0000
Do not use Multiplier & Dilution Factor with ISTDs

Signal 1: DAD1 B, Sig=254,16 Ref=360,100

RetTime [min]	Type	Area [mAU*s]	Amt/Area	Amount [ug/L]	Grp	Name
8.392		-	-	-		HMX
12.732		-	-	-		RDX
13.454	VV	21.97056	2.33856	51.37958		1,3,5-Trinitrobenzene
15.732	VV	66.41463	3.61850	240.32135		1,2-Dinitrobenzene
16.672	VF	60.20713	1.63042	98.16301		1,3-Dinitrobenzene
17.808		-	-	-		Nitrobenzene
21.859		-	-	-		2,4,6-Trinitrotoluene
22.623		-	-	-		Tetryl
25.562	BV	7.66550	3.73046	28.59582		2,6-Dinitrotoluene
26.923	VBA	13.63999	1.79539	24.48911		2,4-Dinitrotoluene
29.126	BBA	40.45559	4.54452	183.85120		2-Nitrotoluene
31.704	BBA	74.36569	5.41790	402.90587		4-Nitrotoluene
33.964	BBA	6.59182	3.91167	25.78502		3-Nitrotoluene
34.797		-	-	-		4-Amino-2,6-Dinitrotoluene
37.373		-	-	-		2-Amino-4,6-Dinitrotoluene

Totals : 1055.49096

1 Warnings or Errors :

Warning : Calibrated compound(s) not found

==========

*** End of Report ***

Data File C:\CHEM32\1\DATA\031221\031221 2021-03-12 16-43-12\5L027844.D
Sample Name: M1C0514-23

==========

Acq. Operator : JWR
Seq. Line : 41
Acq. Instrument : HPLC5
Location : Vial 38
Injection Date : 3/13/2021 8:27:17 AM
Inj : 1
Inj Volume : 100 µl
Acq. Method : C:\Chem32\1\DATA\031221\031221 2021-03-12 16-43-12\8330PLUS-PETN.M
Last changed : 3/12/2021 4:43:06 PM by JWR
Analysis Method : C:\CHEM32\1\METHODS\8330PLUS-PETNDA.M
Last changed : 3/16/2021 8:13:14 PM by JWR
Method Info : OVD-SOP#HPLC02: 8330PLUS-PETN Calibration 02/16/2021

Sample Info : 1

==========

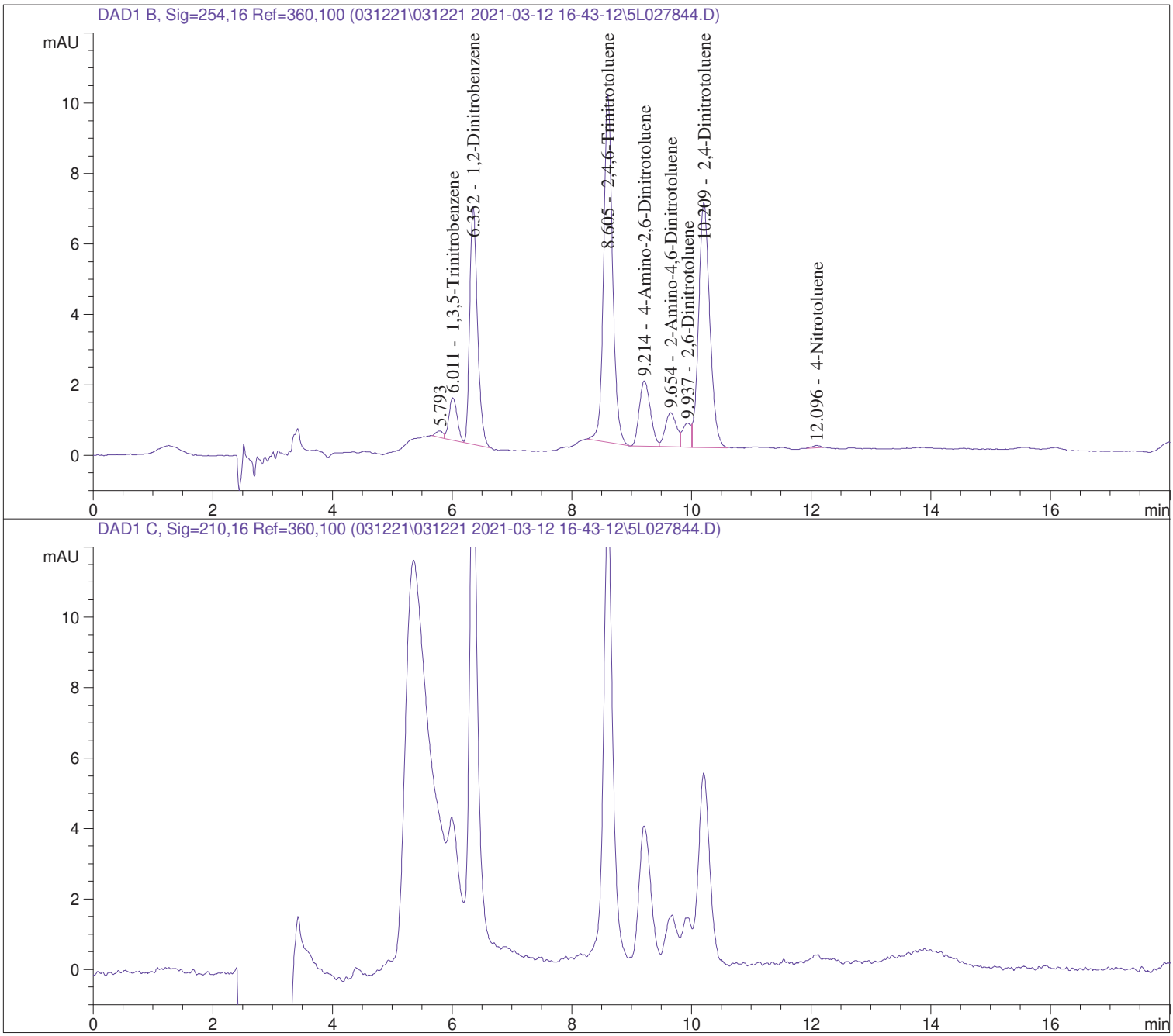

Data File C:\CHEM32\1\DATA\031221\031221 2021-03-12 16-43-12\5L027844.D
Sample Name: M1C0514-23

==========

Acq. Operator : JWR Seq. Line : 41
Acq. Instrument : HPLC5 Location : Vial 38
Injection Date : 3/13/2021 8:27:17 AM Inj : 1
Inj Volume : 100 µl
Acq. Method : C:\Chem32\1\DATA\031221\031221 2021-03-12 16-43-12\8330PLUS-PETN.M
Last changed : 3/12/2021 4:43:06 PM by JWR
Analysis Method : C:\CHEM32\1\METHODS\8330PLUS-PETNDA.M
Last changed : 3/16/2021 8:13:14 PM by JWR
Method Info : OVD-SOP#HPLC02: 8330PLUS-PETN Calibration 02/16/2021

Sample Info : 1

==========

==========

External Standard Report

==========

Sorted By : Signal
Calib. Data Modified : 3/16/2021 6:00:18 PM
Multiplier : 1.0000
Dilution : 1.0000
Use Multiplier & Dilution Factor with ISTDs

Signal 1: DAD1 B, Sig=254,16 Ref=360,100

RetTime [min]	Type	Area [mAU*s]	Amt/Area	Amount [ug/L]	Grp	Name
3.756		-	-	-		HMX
4.992		-	-	-		RDX
6.011	VV	11.35735	2.63370	29.91188		1,3,5-Trinitrobenzene
6.352	VBA	60.25299	3.60196	217.02867		1,2-Dinitrobenzene
7.231		-	-	-		1,3-Dinitrobenzene
7.489		-	-	-		Tetryl
7.930		-	-	-		Nitrobenzene
8.605	BV	102.48586	2.55550	261.90277		2,4,6-Trinitrotoluene
9.214	VV	24.04906	4.38478	105.44979		4-Amino-2,6-Dinitrotoluene
9.654	VV	12.78132	3.06979	39.23600		2-Amino-4,6-Dinitrotoluene
9.937	VV	6.89834	3.63717	25.09041		2,6-Dinitrotoluene
10.209	VF	90.19836	1.80867	163.13944		2,4-Dinitrotoluene
11.486		-	-	-		2-Nitrotoluene
12.096	BBA	5.74039e-1	5.18998	2.97925		4-Nitrotoluene
12.917		-	-	-		3-Nitrotoluene

Totals : 844.73821

Data File C:\CHEM32\1\DATA\031221\031221 2021-03-12 16-43-12\5L027844.D
Sample Name: M1C0514-23

==========

Acq. Operator : JWR
Seq. Line : 41
Acq. Instrument : HPLC5
Location : Vial 38
Injection Date : 3/13/2021 8:27:17 AM
Inj : 1
Inj Volume : 100 µl
Acq. Method : C:\Chem32\1\DATA\031221\031221 2021-03-12 16-43-12\8330PLUS-PETN.M
Last changed : 3/12/2021 4:43:06 PM by JWR
Analysis Method : C:\CHEM32\1\METHODS\8330PLUS-PETNDA.M
Last changed : 3/16/2021 8:13:14 PM by JWR
Method Info : OVD-SOP#HPLC02: 8330PLUS-PETN Calibration 02/16/2021

Sample Info : 1

==========

Signal 2: DAD1 C, Sig=210,16 Ref=360,100

RetTime [min]	Type	Area [mAU*s]	Amt/Area	Amount [ug/L]	Grp	Name
13.644		-	-	-		PETN

Totals : 0.00000

2 Warnings or Errors :

Warning : Calibration warnings (see calibration table listing)
Warning : Calibrated compound(s) not found

==========

*** End of Report ***

Data File C:\CHEM32\1\DATA\031521\031521 2021-03-15 19-22-41\6L0008463.D
Sample Name: M1C0514-23RE1

==========

Acq. Operator : JWR
Seq. Line : 21
Acq. Instrument : HPLC6
Location : 20
Injection Date : 3/16/2021 1:02:36 PM
Inj : 1
Inj Volume : 100.000 µl
Acq. Method : C:\Chem32\1\Data\031521\031521 2021-03-15 19-22-41\8330.M
Last changed : 3/15/2021 7:22:41 PM by JWR
Analysis Method : C:\CHEM32\1\METHODS\8330DATA.M
Last changed : 3/18/2021 1:09:25 AM by JWR
Method Info : OVD-SOP#HPLC02 : 8330 Calibration 23-MAY-2020

Sample Info : 1

==========

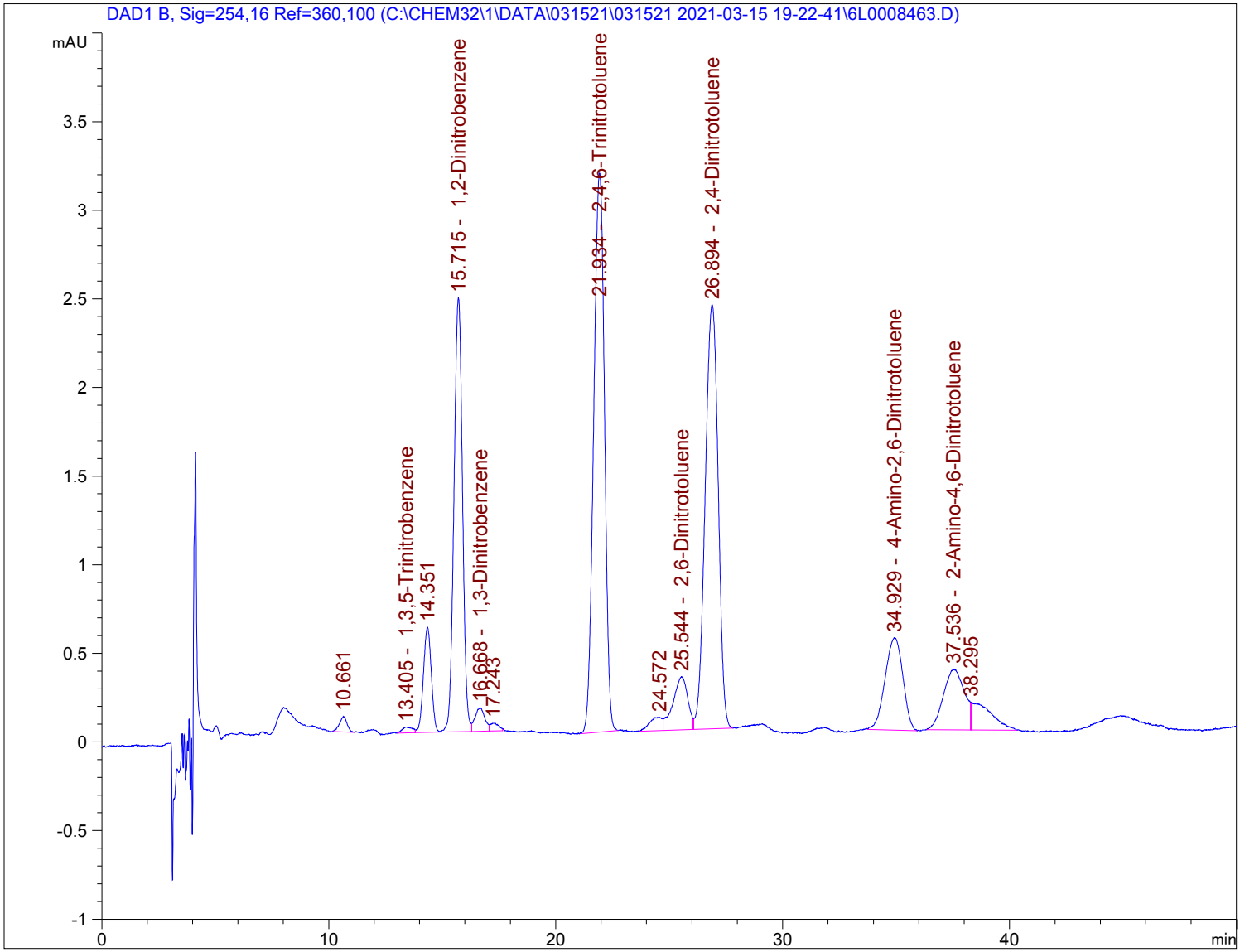

Data File C:\CHEM32\1\DATA\031521\031521 2021-03-15 19-22-41\6L0008463.D
Sample Name: M1C0514-23RE1

==========

Acq. Operator : JWR
Seq. Line : 21
Acq. Instrument : HPLC6
Location : 20
Injection Date : 3/16/2021 1:02:36 PM
Inj : 1
Inj Volume : 100.000 µl
Acq. Method : C:\Chem32\1\Data\031521\031521 2021-03-15 19-22-41\8330.M
Last changed : 3/15/2021 7:22:41 PM by JWR
Analysis Method : C:\CHEM32\1\METHODS\8330DATA.M
Last changed : 3/18/2021 1:09:25 AM by JWR
Method Info : OVD-SOP#HPLC02 : 8330 Calibration 23-MAY-2020

Sample Info : 1

==========

==========

External Standard Report

==========

Sorted By : Signal
Calib. Data Modified : 3/17/2021 10:41:50 PM
Multiplier : 1.0000
Dilution : 1.0000
Do not use Multiplier & Dilution Factor with ISTDs

Signal 1: DAD1 B, Sig=254,16 Ref=360,100

RetTime [min]	Type	Area [mAU*s]	Amt/Area	Amount [ug/L]	Grp	Name
8.392		-	-	-		HMX
12.732		-	-	-		RDX
13.405	BV	1.02957	2.17051	2.23468		1,3,5-Trinitrobenzene
15.715	VV	63.69755	3.61827	230.47516		1,2-Dinitrobenzene
16.668	VV	4.02353	1.64152	6.60470		1,3-Dinitrobenzene
17.808		-	-	-		Nitrobenzene
21.934	VV	103.97733	2.39240	248.75554		2,4,6-Trinitrotoluene
22.623		-	-	-		Tetryl
25.544	VV	13.63170	3.74757	51.08570		2,6-Dinitrotoluene
26.894	VBA	95.18855	1.82920	174.11858		2,4-Dinitrotoluene
28.962		-	-	-		2-Nitrotoluene
31.563		-	-	-		4-Nitrotoluene
33.864		-	-	-		3-Nitrotoluene
34.929	VBA	28.43077	4.20689	119.60524		4-Amino-2,6-Dinitrotoluene
37.536	BF	22.05947	2.75035	60.67137		2-Amino-4,6-Dinitrotoluene

Totals : 893.55096

1 Warnings or Errors :

Warning : Calibrated compound(s) not found

==========

*** End of Report ***

Data File C:\CHEM32\1\DATA\031221\031221 2021-03-12 16-43-12\5L027845.D
Sample Name: M1C0514-24

==========

Acq. Operator : JWR
Seq. Line : 42
Acq. Instrument : HPLC5
Location : Vial 39
Injection Date : 3/13/2021 8:50:27 AM
Inj : 1
Inj Volume : 100 µl
Acq. Method : C:\Chem32\1\DATA\031221\031221 2021-03-12 16-43-12\8330PLUS-PETN.M
Last changed : 3/12/2021 4:43:06 PM by JWR
Analysis Method : C:\CHEM32\1\METHODS\8330PLUS-PETNDA.M
Last changed : 3/16/2021 8:21:53 PM by JWR
Method Info : OVD-SOP#HPLC02: 8330PLUS-PETN Calibration 02/16/2021

Sample Info : 1

==========

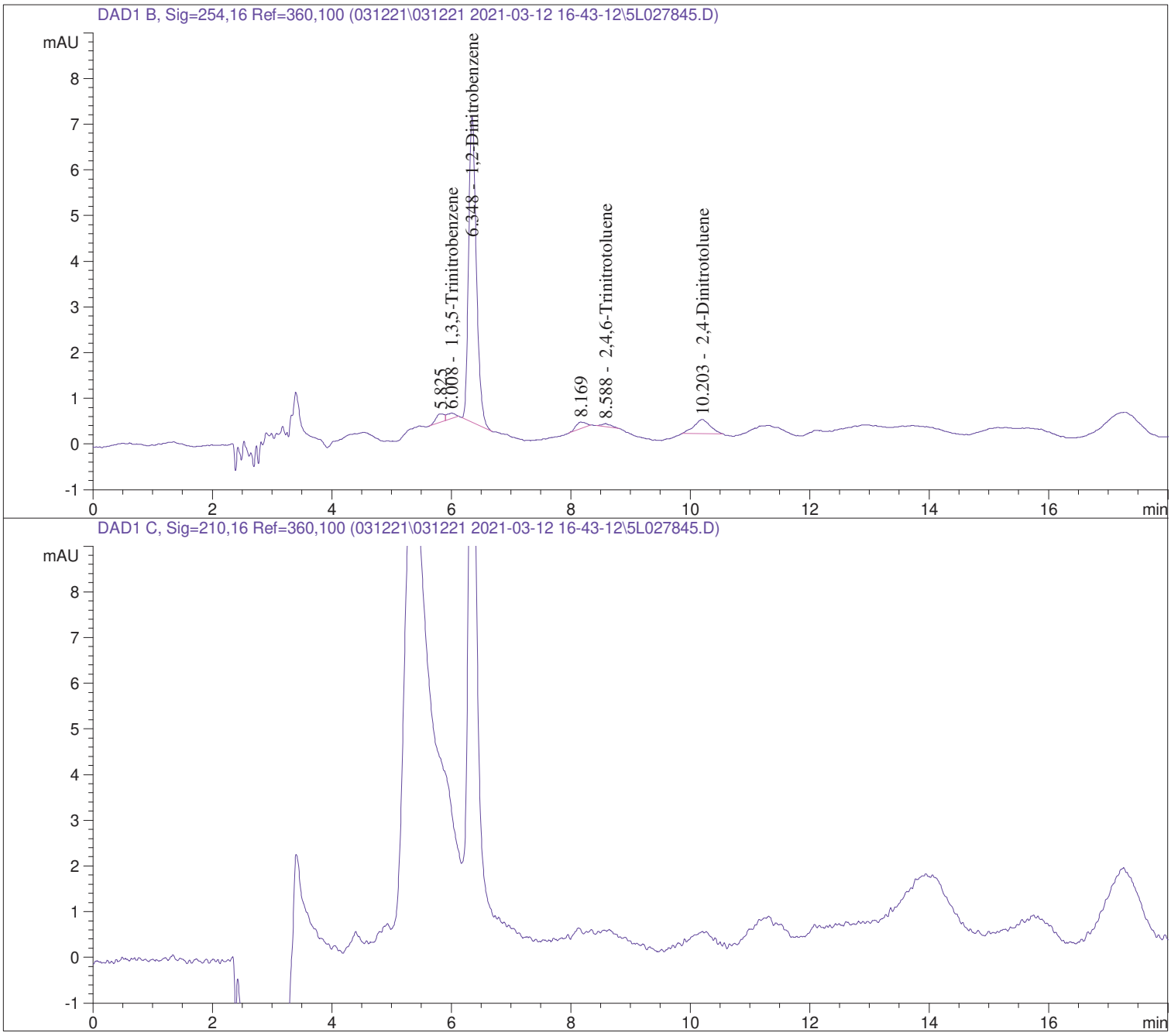

Data File C:\CHEM32\1\DATA\031221\031221 2021-03-12 16-43-12\5L027845.D
Sample Name: M1C0514-24

==========

Acq. Operator : JWR Seq. Line : 42
Acq. Instrument : HPLC5 Location : Vial 39
Injection Date : 3/13/2021 8:50:27 AM Inj : 1
Inj Volume : 100 µl
Acq. Method : C:\Chem32\1\DATA\031221\031221 2021-03-12 16-43-12\8330PLUS-PETN.M
Last changed : 3/12/2021 4:43:06 PM by JWR
Analysis Method : C:\CHEM32\1\METHODS\8330PLUS-PETNDA.M
Last changed : 3/16/2021 8:21:53 PM by JWR
Method Info : OVD-SOP#HPLC02: 8330PLUS-PETN Calibration 02/16/2021

Sample Info : 1

==========

==========

External Standard Report

==========

Sorted By : Signal
Calib. Data Modified : 3/16/2021 6:00:18 PM
Multiplier : 1.0000
Dilution : 1.0000
Use Multiplier & Dilution Factor with ISTDs

Signal 1: DAD1 B, Sig=254,16 Ref=360,100

RetTime [min]	Type	Area [mAU*s]	Amt/Area	Amount [ug/L]	Grp	Name
3.756		-	-	-		HMX
4.992		-	-	-		RDX
6.008	VBA	1.15751	2.50430	2.89876		1,3,5-Trinitrobenzene
6.348	BBA	59.96778	3.60196	216.00143		1,2-Dinitrobenzene
7.231		-	-	-		1,3-Dinitrobenzene
7.489		-	-	-		Tetryl
7.930		-	-	-		Nitrobenzene
8.588	BBA	7.52930e-1	1.52006	1.14450		2,4,6-Trinitrotoluene
9.162		-	-	-		4-Amino-2,6-Dinitrotoluene
9.597		-	-	-		2-Amino-4,6-Dinitrotoluene
9.891		-	-	-		2,6-Dinitrotoluene
10.203	BBA	5.79262	1.68695	9.77187		2,4-Dinitrotoluene
11.486		-	-	-		2-Nitrotoluene
12.034		-	-	-		4-Nitrotoluene
12.917		-	-	-		3-Nitrotoluene

Totals : 229.81657

Data File C:\CHEM32\1\DATA\031221\031221 2021-03-12 16-43-12\5L027845.D
Sample Name: M1C0514-24

==========

Acq. Operator : JWR
Seq. Line : 42
Acq. Instrument : HPLC5
Location : Vial 39
Injection Date : 3/13/2021 8:50:27 AM
Inj : 1
Inj Volume : 100 µl
Acq. Method : C:\Chem32\1\DATA\031221\031221 2021-03-12 16-43-12\8330PLUS-PETN.M
Last changed : 3/12/2021 4:43:06 PM by JWR
Analysis Method : C:\CHEM32\1\METHODS\8330PLUS-PETNDA.M
Last changed : 3/16/2021 8:21:53 PM by JWR
Method Info : OVD-SOP#HPLC02: 8330PLUS-PETN Calibration 02/16/2021

Sample Info : 1

==========

Signal 2: DAD1 C, Sig=210,16 Ref=360,100

RetTime [min]	Type	Area [mAU*s]	Amt/Area	Amount [ug/L]	Grp	Name
13.644		-	-	-		PETN

Totals : 0.00000

2 Warnings or Errors :

Warning : Calibration warnings (see calibration table listing)
Warning : Calibrated compound(s) not found

==========

*** End of Report ***

Data File C:\CHEM32\1\DATA\031221\031221 2021-03-12 16-43-12\5L027847.D
Sample Name: M1C0514-25

==========

Acq. Operator : JWR
Seq. Line : 44
Acq. Instrument : HPLC5
Location : Vial 40
Injection Date : 3/13/2021 9:36:59 AM
Inj : 1
Inj Volume : 100 µl
Acq. Method : C:\Chem32\1\DATA\031221\031221 2021-03-12 16-43-12\8330PLUS-PETN.M
Last changed : 3/12/2021 4:43:06 PM by JWR
Analysis Method : C:\CHEM32\1\METHODS\8330PLUS-PETNDA.M
Last changed : 3/16/2021 8:29:27 PM by JWR
Method Info : OVD-SOP#HPLC02: 8330PLUS-PETN Calibration 02/16/2021

Sample Info : 1

==========

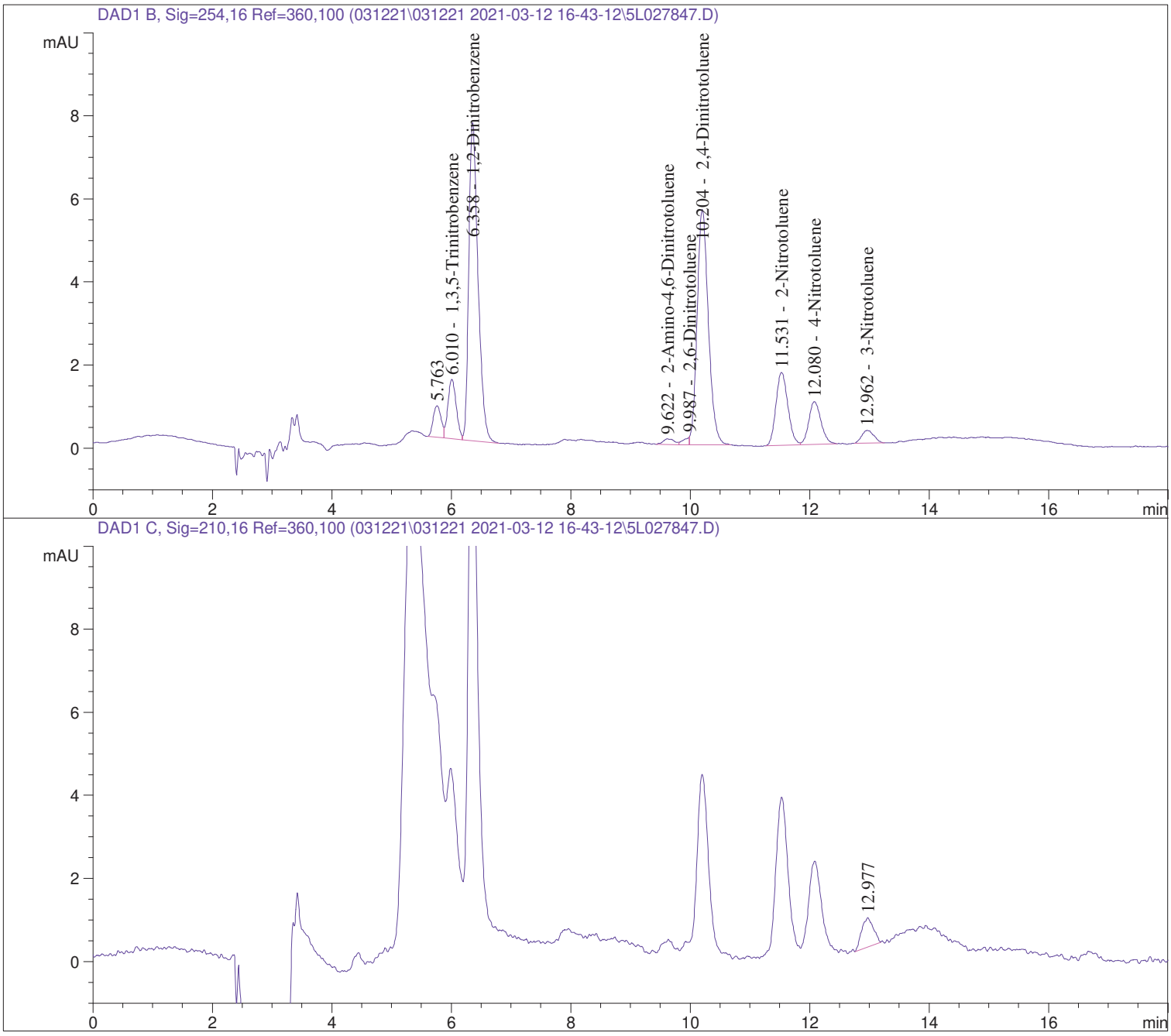

Data File C:\CHEM32\1\DATA\031221\031221 2021-03-12 16-43-12\5L027847.D
Sample Name: M1C0514-25

==========

Acq. Operator : JWR Seq. Line : 44
Acq. Instrument : HPLC5 Location : Vial 40
Injection Date : 3/13/2021 9:36:59 AM Inj : 1
Inj Volume : 100 µl
Acq. Method : C:\Chem32\1\DATA\031221\031221 2021-03-12 16-43-12\8330PLUS-PETN.M
Last changed : 3/12/2021 4:43:06 PM by JWR
Analysis Method : C:\CHEM32\1\METHODS\8330PLUS-PETNDA.M
Last changed : 3/16/2021 8:29:27 PM by JWR
Method Info : OVD-SOP#HPLC02: 8330PLUS-PETN Calibration 02/16/2021

Sample Info : 1

==========

==========

External Standard Report

==========

Sorted By : Signal
Calib. Data Modified : 3/16/2021 6:00:18 PM
Multiplier : 1.0000
Dilution : 1.0000
Use Multiplier & Dilution Factor with ISTDs

Signal 1: DAD1 B, Sig=254,16 Ref=360,100

RetTime [min]	Type	Area [mAU*s]	Amt/Area	Amount [ug/L]	Grp	Name
3.756		-	-	-		HMX
4.992		-	-	-		RDX
6.010	VV	13.78693	2.63629	36.34635		1,3,5-Trinitrobenzene
6.358	VBA	81.71162	3.60186	294.31404		1,2-Dinitrobenzene
7.231		-	-	-		1,3-Dinitrobenzene
7.489		-	-	-		Tetryl
7.930		-	-	-		Nitrobenzene
8.575		-	-	-		2,4,6-Trinitrotoluene
9.162		-	-	-		4-Amino-2,6-Dinitrotoluene
9.622	VV	1.81624	3.03440	5.51121		2-Amino-4,6-Dinitrotoluene
9.987	VV	1.20642	2.59220	3.12729		2,6-Dinitrotoluene
10.204	VBA	74.01884	1.80685	133.74081		2,4-Dinitrotoluene
11.531	VV	24.44350	4.57454	111.81765		2-Nitrotoluene
12.080	VBA	14.77550	5.45833	80.64951		4-Nitrotoluene
12.962	BBA	4.41189	4.04063	17.82682		3-Nitrotoluene

Totals : 683.33367

Data File C:\CHEM32\1\DATA\031221\031221 2021-03-12 16-43-12\5L027847.D
Sample Name: M1C0514-25

==========

Acq. Operator : JWR
Seq. Line : 44
Acq. Instrument : HPLC5
Location : Vial 40
Injection Date : 3/13/2021 9:36:59 AM
Inj : 1
Inj Volume : 100 µl
Acq. Method : C:\Chem32\1\DATA\031221\031221 2021-03-12 16-43-12\8330PLUS-PETN.M
Last changed : 3/12/2021 4:43:06 PM by JWR
Analysis Method : C:\CHEM32\1\METHODS\8330PLUS-PETNDA.M
Last changed : 3/16/2021 8:29:27 PM by JWR
Method Info : OVD-SOP#HPLC02: 8330PLUS-PETN Calibration 02/16/2021

Sample Info : 1

==========

Signal 2: DAD1 C, Sig=210,16 Ref=360,100

RetTime [min]	Type	Area [mAU*s]	Amt/Area	Amount [ug/L]	Grp	Name
13.644		-	-	-		PETN

Totals : 0.00000

2 Warnings or Errors :

Warning : Calibration warnings (see calibration table listing)
Warning : Calibrated compound(s) not found

==========

*** End of Report ***

Data File C:\CHEM32\1\DATA\031521\031521 2021-03-15 19-22-41\6L0008464.D
Sample Name: M1C0514-25RE1

==========

Acq. Operator : JWR
Seq. Line : 22
Acq. Instrument : HPLC6
Location : 21
Injection Date : 3/16/2021 1:55:29 PM
Inj : 1
Inj Volume : 100.000 µl
Acq. Method : C:\Chem32\1\Data\031521\031521 2021-03-15 19-22-41\8330.M
Last changed : 3/15/2021 7:22:41 PM by JWR
Analysis Method : C:\CHEM32\1\METHODS\8330DATA.M
Last changed : 3/18/2021 1:17:34 AM by JWR
Method Info : OVD-SOP#HPLC02 : 8330 Calibration 23-MAY-2020

Sample Info : 1

==========

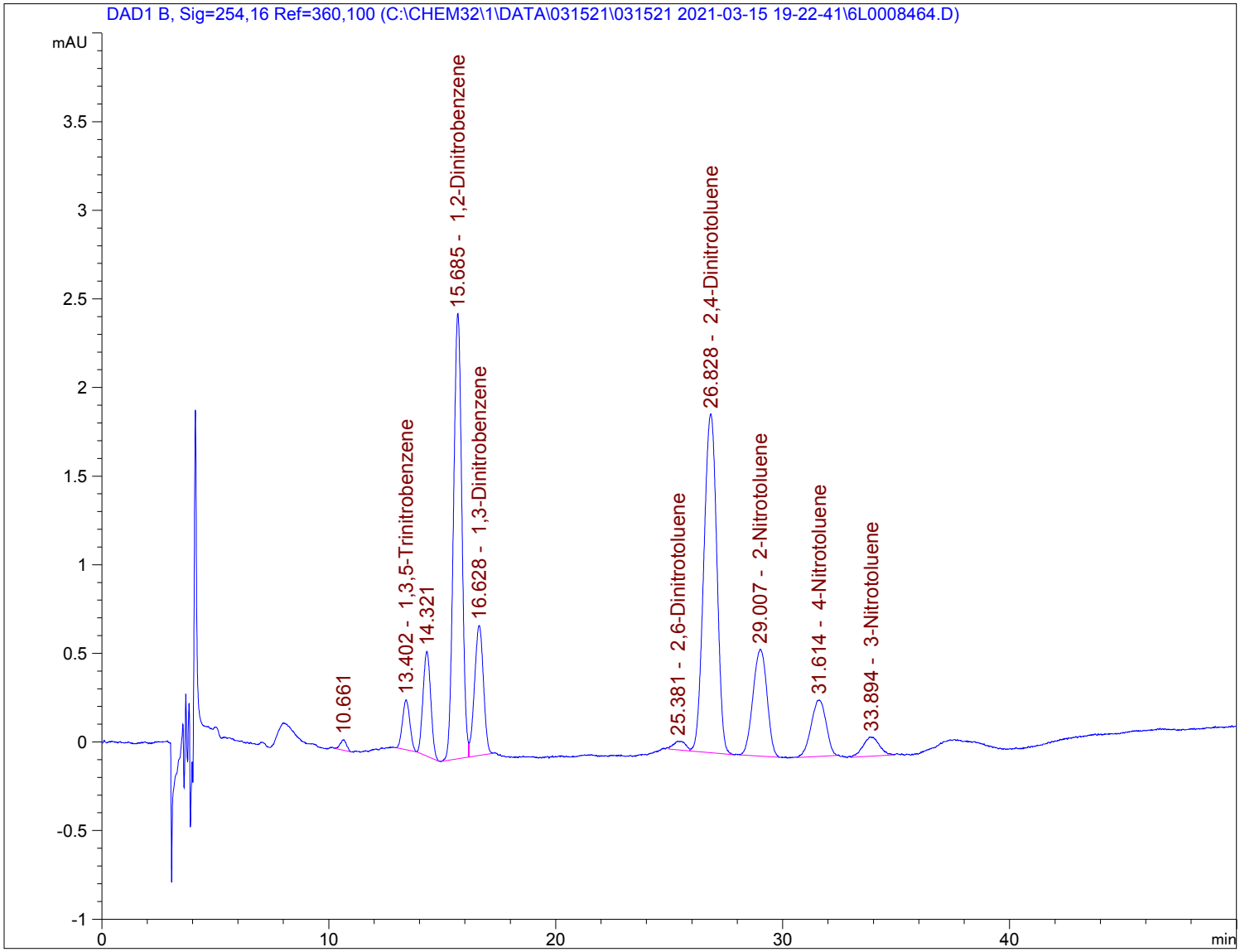

Data File C:\CHEM32\1\DATA\031521\031521 2021-03-15 19-22-41\6L0008464.D
Sample Name: M1C0514-25RE1

==========

Acq. Operator : JWR
Seq. Line : 22
Acq. Instrument : HPLC6
Location : 21
Injection Date : 3/16/2021 1:55:29 PM
Inj : 1
Inj Volume : 100.000 µl
Acq. Method : C:\Chem32\1\Data\031521\031521 2021-03-15 19-22-41\8330.M
Last changed : 3/15/2021 7:22:41 PM by JWR
Analysis Method : C:\CHEM32\1\METHODS\8330DATA.M
Last changed : 3/18/2021 1:17:34 AM by JWR
Method Info : OVD-SOP#HPLC02 : 8330 Calibration 23-MAY-2020

Sample Info : 1

==========

==========

External Standard Report

==========

Sorted By : Signal
Calib. Data Modified : 3/17/2021 10:41:50 PM
Multiplier : 1.0000
Dilution : 1.0000
Do not use Multiplier & Dilution Factor with ISTDs

Signal 1: DAD1 B, Sig=254,16 Ref=360,100

RetTime [min]	Type	Area [mAU*s]	Amt/Area	Amount [ug/L]	Grp	Name
8.392		-	-	-		HMX
12.732		-	-	-		RDX
13.402	BV	6.33871	2.31819	14.69432		1,3,5-Trinitrobenzene
15.685	BV	64.55801	3.61835	233.59328		1,2-Dinitrobenzene
16.628	VV	20.02203	1.63202	32.67629		1,3-Dinitrobenzene
17.808		-	-	-		Nitrobenzene
21.859		-	-	-		2,4,6-Trinitrotoluene
22.623		-	-	-		Tetryl
25.381	VV	1.85637	3.60813	6.69803		2,6-Dinitrotoluene
26.828	VBA	76.45384	1.82781	139.74317		2,4-Dinitrotoluene
29.007	BBA	25.84966	4.53496	117.22708		2-Nitrotoluene
31.614	BV	14.60829	5.42704	79.27977		4-Nitrotoluene
33.894	VBA	5.42046	3.89369	21.10560		3-Nitrotoluene
34.797		-	-	-		4-Amino-2,6-Dinitrotoluene
37.373		-	-	-		2-Amino-4,6-Dinitrotoluene

Totals : 645.01754

1 Warnings or Errors :

Warning : Calibrated compound(s) not found

==========

*** End of Report ***

Data File C:\CHEM32\1\DATA\031221\031221 2021-03-12 16-43-12\5L027848.D
Sample Name: M1C0514-26

==========

Acq. Operator : JWR
Seq. Line : 45
Acq. Instrument : HPLC5
Location : Vial 41
Injection Date : 3/13/2021 10:00:09 AM
Inj : 1
Inj Volume : 100 µl
Acq. Method : C:\Chem32\1\DATA\031221\031221 2021-03-12 16-43-12\8330PLUS-PETN.M
Last changed : 3/12/2021 4:43:06 PM by JWR
Analysis Method : C:\CHEM32\1\METHODS\8330PLUS-PETNDA.M
Last changed : 3/16/2021 8:38:56 PM by JWR
Method Info : OVD-SOP#HPLC02: 8330PLUS-PETN Calibration 02/16/2021

Sample Info : 1

==========

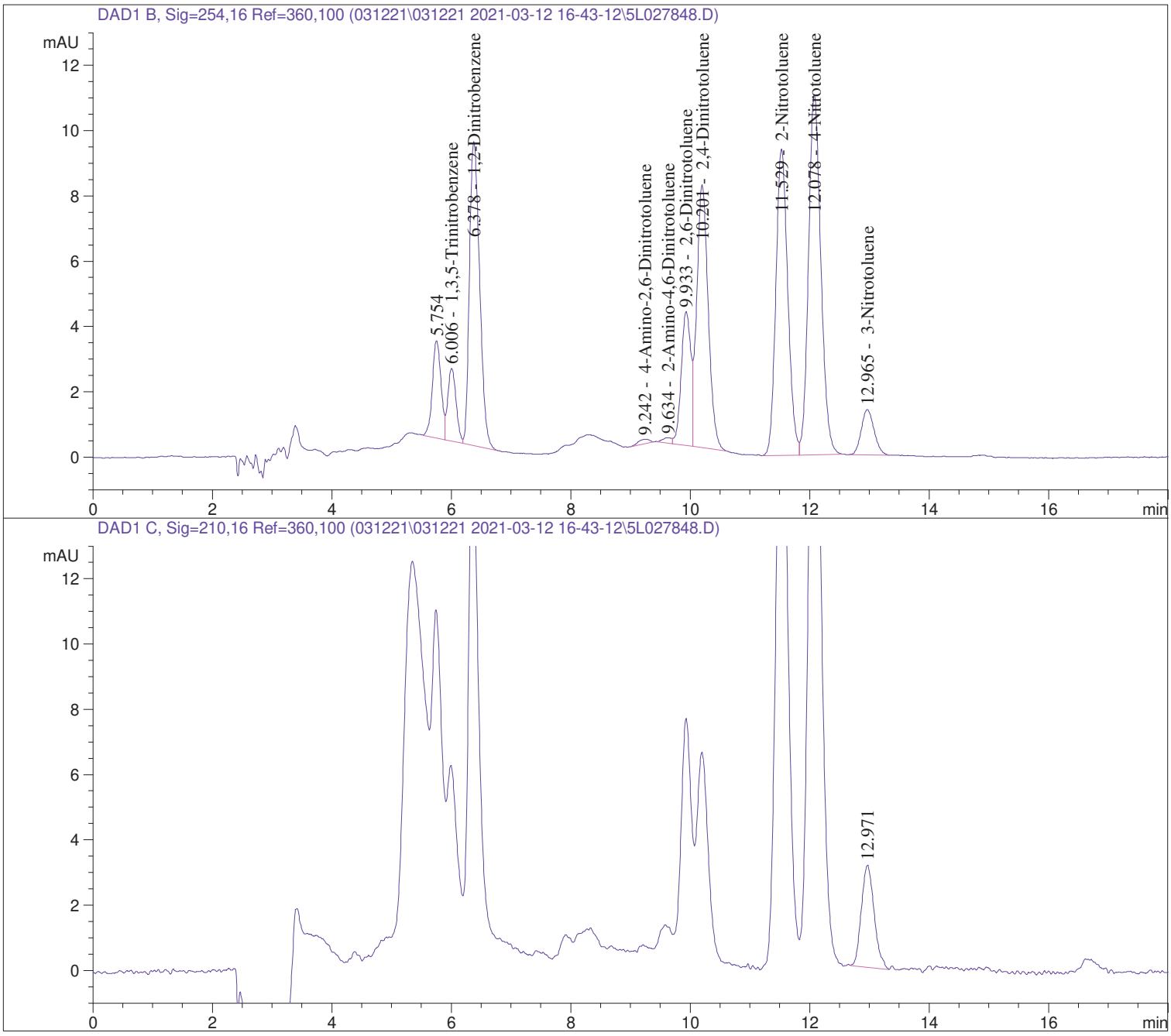

Data File C:\CHEM32\1\DATA\031221\031221 2021-03-12 16-43-12\5L027848.D
Sample Name: M1C0514-26

==========

Acq. Operator : JWR
Seq. Line : 45
Acq. Instrument : HPLC5
Location : Vial 41
Injection Date : 3/13/2021 10:00:09 AM
Inj : 1
Inj Volume : 100 µl
Acq. Method : C:\Chem32\1\DATA\031221\031221 2021-03-12 16-43-12\8330PLUS-PETN.M
Last changed : 3/12/2021 4:43:06 PM by JWR
Analysis Method : C:\CHEM32\1\METHODS\8330PLUS-PETNDA.M
Last changed : 3/16/2021 8:38:56 PM by JWR
Method Info : OVD-SOP#HPLC02: 8330PLUS-PETN Calibration 02/16/2021

Sample Info : 1

==========

==========

External Standard Report

==========

Sorted By : Signal
Calib. Data Modified : 3/16/2021 6:00:18 PM
Multiplier : 1.0000
Dilution : 1.0000
Use Multiplier & Dilution Factor with ISTDs

Signal 1: DAD1 B, Sig=254,16 Ref=360,100

RetTime [min]	Type	Area [mAU*s]	Amt/Area	Amount [ug/L]	Grp	Name
3.756		-	-	-		HMX
4.992		-	-	-		RDX
6.006	VV	21.65148	2.64068	57.17471		1,3,5-Trinitrobenzene
6.378	VBA	110.68418	3.60179	398.66162		1,2-Dinitrobenzene
7.231		-	-	-		1,3-Dinitrobenzene
7.489		-	-	-		Tetryl
7.930		-	-	-		Nitrobenzene
8.575		-	-	-		2,4,6-Trinitrotoluene
9.242	BV	1.86693	4.04266	7.54735		4-Amino-2,6-Dinitrotoluene
9.634	BV	1.65286	3.03032	5.00870		2-Amino-4,6-Dinitrotoluene
9.933	VV	45.59537	3.82514	174.40875		2,6-Dinitrotoluene
10.201	VBA	107.72600	1.81003	194.98764		2,4-Dinitrotoluene
11.529	BV	130.21362	4.59564	598.41521		2-Nitrotoluene
12.078	VBA	158.74248	5.46816	868.02981		4-Nitrotoluene
12.965	BBA	20.52724	4.06575	83.45870		3-Nitrotoluene

Totals : 2387.69247

Data File C:\CHEM32\1\DATA\031221\031221 2021-03-12 16-43-12\5L027848.D
Sample Name: M1C0514-26

==========

Acq. Operator : JWR Seq. Line : 45
Acq. Instrument : HPLC5 Location : Vial 41
Injection Date : 3/13/2021 10:00:09 AM Inj : 1
Inj Volume : 100 µl
Acq. Method : C:\Chem32\1\DATA\031221\031221 2021-03-12 16-43-12\8330PLUS-PETN.M
Last changed : 3/12/2021 4:43:06 PM by JWR
Analysis Method : C:\CHEM32\1\METHODS\8330PLUS-PETNDA.M
Last changed : 3/16/2021 8:38:56 PM by JWR
Method Info : OVD-SOP#HPLC02: 8330PLUS-PETN Calibration 02/16/2021

Sample Info : 1

==========

Signal 2: DAD1 C, Sig=210,16 Ref=360,100

RetTime [min]	Type	Area [mAU*s]	Amt/Area	Amount [ug/L]	Grp	Name
13.644		-	-	-		PETN

Totals : 0.00000

2 Warnings or Errors :

Warning : Calibration warnings (see calibration table listing)
Warning : Calibrated compound(s) not found

==========

*** End of Report ***

Data File C:\CHEM32\1\DATA\031521\031521 2021-03-15 19-22-41\6L0008466.D
Sample Name: M1C0514-26RE1

==========

Acq. Operator : JWR
Seq. Line : 24
Acq. Instrument : HPLC6
Location : 22
Injection Date : 3/16/2021 3:41:09 PM
Inj : 1
Inj Volume : 100.000 µl
Acq. Method : C:\Chem32\1\Data\031521\031521 2021-03-15 19-22-41\8330.M
Last changed : 3/15/2021 7:22:41 PM by JWR
Analysis Method : C:\CHEM32\1\METHODS\8330DATA.M
Last changed : 3/18/2021 8:54:05 AM by JWR
Method Info : OVD-SOP#HPLC02 : 8330 Calibration 23-MAY-2020

Sample Info : 1

==========

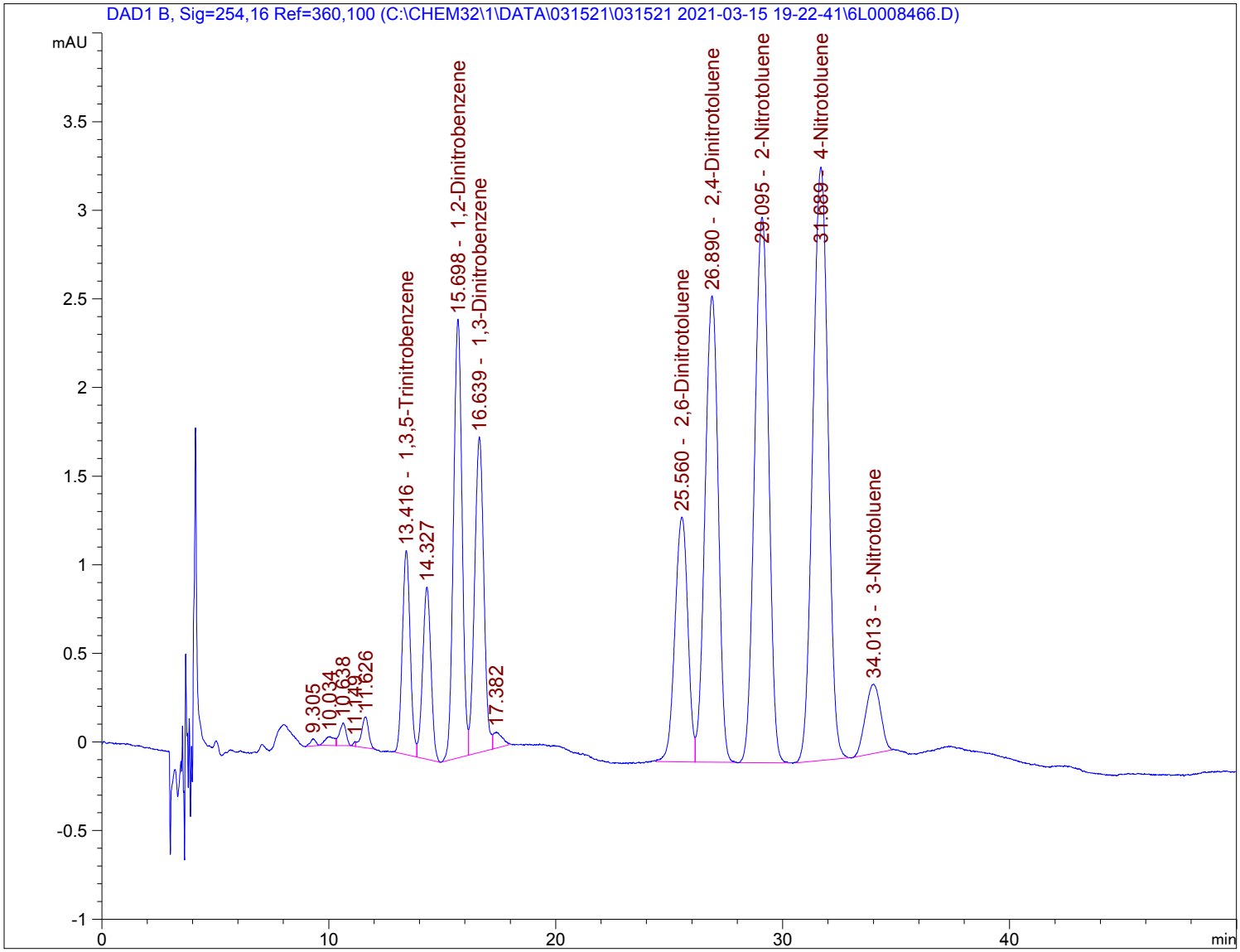

Data File C:\CHEM32\1\DATA\031521\031521 2021-03-15 19-22-41\6L0008466.D
Sample Name: M1C0514-26RE1

==========

Acq. Operator : JWR
Seq. Line : 24
Acq. Instrument : HPLC6
Location : 22
Injection Date : 3/16/2021 3:41:09 PM
Inj : 1
Inj Volume : 100.000 µl
Acq. Method : C:\Chem32\1\Data\031521\031521 2021-03-15 19-22-41\8330.M
Last changed : 3/15/2021 7:22:41 PM by JWR
Analysis Method : C:\CHEM32\1\METHODS\8330DATA.M
Last changed : 3/18/2021 8:54:05 AM by JWR
Method Info : OVD-SOP#HPLC02 : 8330 Calibration 23-MAY-2020

Sample Info : 1

==========

==========

External Standard Report

==========

Sorted By : Signal
Calib. Data Modified : 3/17/2021 10:41:50 PM
Multiplier : 1.0000
Dilution : 1.0000
Do not use Multiplier & Dilution Factor with ISTDs

Signal 1: DAD1 B, Sig=254,16 Ref=360,100

RetTime [min]	Type	Area [mAU*s]	Amt/Area	Amount [ug/L]	Grp	Name
8.392		-	-	-		HMX
12.732		-	-	-		RDX
13.416	BV	27.86619	2.34031	65.21561		1,3,5-Trinitrobenzene
15.698	BV	64.66159	3.61836	233.96865		1,2-Dinitrobenzene
16.639	VV	50.46481	1.63058	82.28665		1,3-Dinitrobenzene
17.808		-	-	-		Nitrobenzene
21.859		-	-	-		2,4,6-Trinitrotoluene
22.623		-	-	-		Tetryl
25.560	VV	54.76783	3.76408	206.15031		2,6-Dinitrotoluene
26.890	VB	106.58162	1.82980	195.02316		2,4-Dinitrotoluene
29.095	BB	132.91151	4.55629	605.58387		2-Nitrotoluene
31.689	VB	156.04836	5.41673	845.27187		4-Nitrotoluene
34.013	BV	18.27469	3.96485	72.45647		3-Nitrotoluene
34.797		-	-	-		4-Amino-2,6-Dinitrotoluene
37.373		-	-	-		2-Amino-4,6-Dinitrotoluene

Totals : 2305.95659

1 Warnings or Errors :

Warning : Calibrated compound(s) not found

==========

*** End of Report ***

Data File C:\CHEM32\1\DATA\031221\031221 2021-03-12 16-43-12\5L027849.D
Sample Name: M1C0514-27

==========

Acq. Operator : JWR
Seq. Line : 46
Acq. Instrument : HPLC5
Location : Vial 42
Injection Date : 3/13/2021 10:23:19 AM
Inj : 1
Inj Volume : 100 µl
Acq. Method : C:\Chem32\1\DATA\031221\031221 2021-03-12 16-43-12\8330PLUS-PETN.M
Last changed : 3/12/2021 4:43:06 PM by JWR
Analysis Method : C:\CHEM32\1\METHODS\8330PLUS-PETNDA.M
Last changed : 3/16/2021 8:47:03 PM by JWR
Method Info : OVD-SOP#HPLC02: 8330PLUS-PETN Calibration 02/16/2021

Sample Info : 1

==========

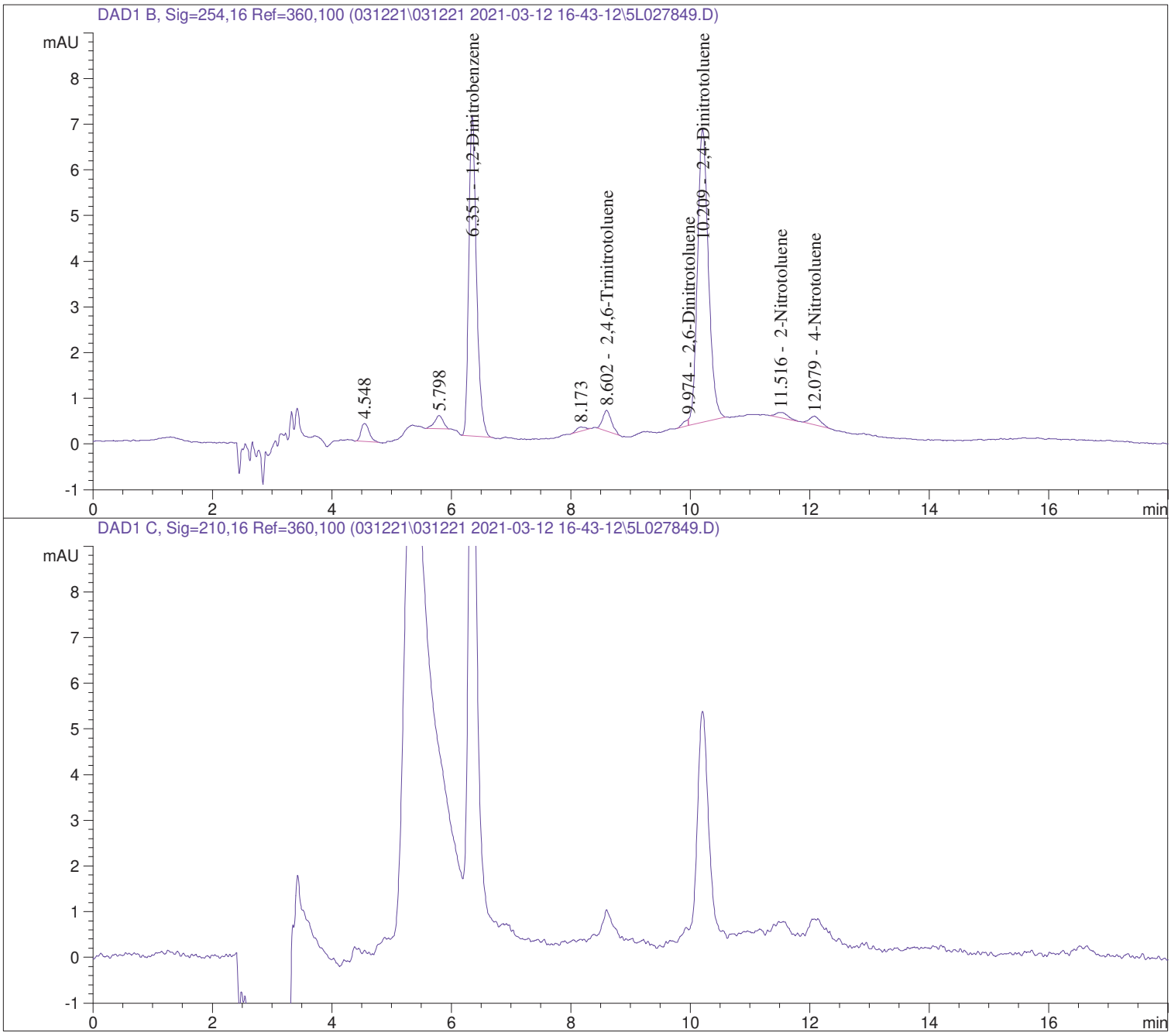

Data File C:\CHEM32\1\DATA\031221\031221 2021-03-12 16-43-12\5L027849.D
Sample Name: M1C0514-27

==========

Acq. Operator : JWR Seq. Line : 46
Acq. Instrument : HPLC5 Location : Vial 42
Injection Date : 3/13/2021 10:23:19 AM Inj : 1
Inj Volume : 100 µl
Acq. Method : C:\Chem32\1\DATA\031221\031221 2021-03-12 16-43-12\8330PLUS-PETN.M
Last changed : 3/12/2021 4:43:06 PM by JWR
Analysis Method : C:\CHEM32\1\METHODS\8330PLUS-PETNDA.M
Last changed : 3/16/2021 8:47:03 PM by JWR
Method Info : OVD-SOP#HPLC02: 8330PLUS-PETN Calibration 02/16/2021

Sample Info : 1

==========

==========

External Standard Report

==========

Sorted By : Signal
Calib. Data Modified : 3/16/2021 6:00:18 PM
Multiplier : 1.0000
Dilution : 1.0000
Use Multiplier & Dilution Factor with ISTDs

Signal 1: DAD1 B, Sig=254,16 Ref=360,100

RetTime [min]	Type	Area [mAU*s]	Amt/Area	Amount [ug/L]	Grp	Name
3.756		-	-	-		HMX
4.992		-	-	-		RDX
6.079		-	-	-		1,3,5-Trinitrobenzene
6.351	BBA	62.53009	3.60194	225.22984		1,2-Dinitrobenzene
7.231		-	-	-		1,3-Dinitrobenzene
7.489		-	-	-		Tetryl
7.930		-	-	-		Nitrobenzene
8.602	BBA	4.60300	2.39254	11.01288		2,4,6-Trinitrotoluene
9.162		-	-	-		4-Amino-2,6-Dinitrotoluene
9.597		-	-	-		2-Amino-4,6-Dinitrotoluene
9.974	BV	8.77685e-1	2.11785	1.85880		2,6-Dinitrotoluene
10.209	VV	81.66972	1.80780	147.64265		2,4-Dinitrotoluene
11.516	BBA	1.70650	4.22833	7.21566		2-Nitrotoluene
12.079	BBA	2.46372	5.40412	13.31426		4-Nitrotoluene
12.917		-	-	-		3-Nitrotoluene

Totals : 406.27409

Data File C:\CHEM32\1\DATA\031221\031221 2021-03-12 16-43-12\5L027849.D
Sample Name: M1C0514-27

==========

Acq. Operator : JWR Seq. Line : 46
Acq. Instrument : HPLC5 Location : Vial 42
Injection Date : 3/13/2021 10:23:19 AM Inj : 1
Inj Volume : 100 µl
Acq. Method : C:\Chem32\1\DATA\031221\031221 2021-03-12 16-43-12\8330PLUS-PETN.M
Last changed : 3/12/2021 4:43:06 PM by JWR
Analysis Method : C:\CHEM32\1\METHODS\8330PLUS-PETNDA.M
Last changed : 3/16/2021 8:47:03 PM by JWR
Method Info : OVD-SOP#HPLC02: 8330PLUS-PETN Calibration 02/16/2021

Sample Info : 1

==========

Signal 2: DAD1 C, Sig=210,16 Ref=360,100

RetTime [min]	Type	Area [mAU*s]	Amt/Area	Amount [ug/L]	Grp	Name
13.644		-	-	-		PETN

Totals : 0.00000

2 Warnings or Errors :

Warning : Calibration warnings (see calibration table listing)
Warning : Calibrated compound(s) not found

==========

*** End of Report ***

Data File C:\CHEM32\1\DATA\031521\031521 2021-03-15 19-22-41\6L0008467.D
Sample Name: M1C0514-27RE1

==========

Acq. Operator : JWR
Seq. Line : 25
Acq. Instrument : HPLC6
Location : 23
Injection Date : 3/16/2021 4:33:59 PM
Inj : 1
Inj Volume : 100.000 µl
Acq. Method : C:\Chem32\1\Data\031521\031521 2021-03-15 19-22-41\8330.M
Last changed : 3/15/2021 7:22:41 PM by JWR
Analysis Method : C:\CHEM32\1\METHODS\8330DATA.M
Last changed : 3/18/2021 9:13:33 AM by JWR
Method Info : OVD-SOP#HPLC02 : 8330 Calibration 23-MAY-2020

Sample Info : 1

==========

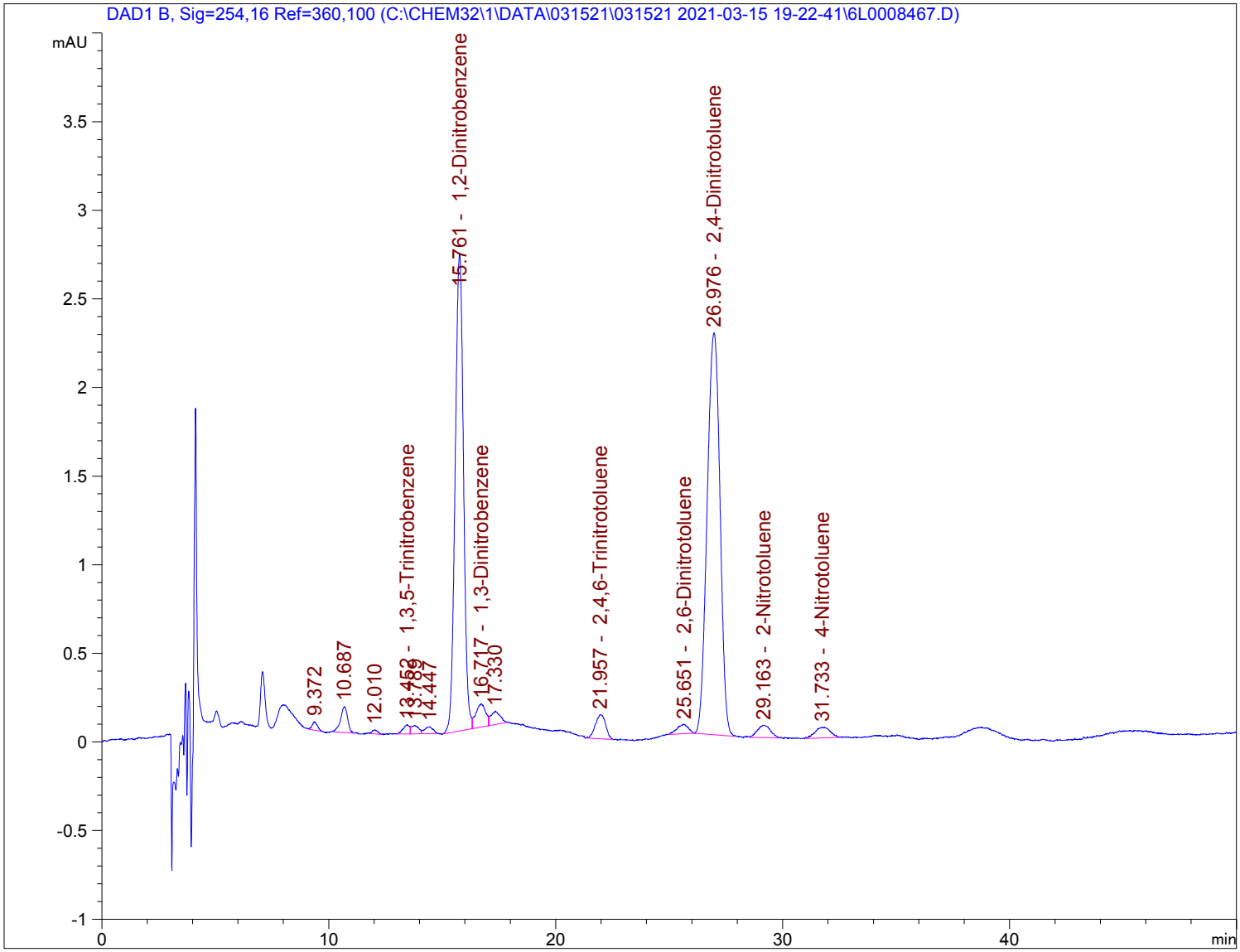

Data File C:\CHEM32\1\DATA\031521\031521 2021-03-15 19-22-41\6L0008467.D
Sample Name: M1C0514-27RE1

==========

Acq. Operator : JWR
Seq. Line : 25
Acq. Instrument : HPLC6
Location : 23
Injection Date : 3/16/2021 4:33:59 PM
Inj : 1
Inj Volume : 100.000 µl
Acq. Method : C:\Chem32\1\Data\031521\031521 2021-03-15 19-22-41\8330.M
Last changed : 3/15/2021 7:22:41 PM by JWR
Analysis Method : C:\CHEM32\1\METHODS\8330DATA.M
Last changed : 3/18/2021 9:13:33 AM by JWR
Method Info : OVD-SOP#HPLC02 : 8330 Calibration 23-MAY-2020

Sample Info : 1

==========

==========

External Standard Report

==========

Sorted By : Signal
Calib. Data Modified : 3/17/2021 10:41:50 PM
Multiplier : 1.0000
Dilution : 1.0000
Do not use Multiplier & Dilution Factor with ISTDs

Signal 1: DAD1 B, Sig=254,16 Ref=360,100

RetTime [min]	Type	Area [mAU*s]	Amt/Area	Amount [ug/L]	Grp	Name
8.392		-	-	-		HMX
12.732		-	-	-		RDX
13.452	BV	1.01689	2.16832	2.20494		1,3,5-Trinitrobenzene
15.761	BV	68.58664	3.61867	248.19228		1,2-Dinitrobenzene
16.717	VV	4.03569	1.64148	6.62452		1,3-Dinitrobenzene
17.808		-	-	-		Nitrobenzene
21.957	BBA	4.33216	2.22497	9.63893		2,4,6-Trinitrotoluene
22.623		-	-	-		Tetryl
25.651	BV	1.82189	3.60508	6.56807		2,6-Dinitrotoluene
26.976	VF	89.19452	1.82882	163.12042		2,4-Dinitrotoluene
29.163	VBA	2.82733	4.31926	12.21196		2-Nitrotoluene
31.733	VF	2.79956	5.47501	15.32764		4-Nitrotoluene
33.864		-	-	-		3-Nitrotoluene
34.797		-	-	-		4-Amino-2,6-Dinitrotoluene
37.373		-	-	-		2-Amino-4,6-Dinitrotoluene

Totals : 463.88875

1 Warnings or Errors :

Warning : Calibrated compound(s) not found

==========

*** End of Report ***

Data File C:\CHEM32\1\DATA\031221\031221 2021-03-12 16-43-12\5L027850.D
Sample Name: M1C0514-28

==========

Acq. Operator : JWR
Seq. Line : 47
Acq. Instrument : HPLC5
Location : Vial 43
Injection Date : 3/13/2021 10:46:29 AM
Inj : 1
Inj Volume : 100 µl
Acq. Method : C:\Chem32\1\DATA\031221\031221 2021-03-12 16-43-12\8330PLUS-PETN.M
Last changed : 3/12/2021 4:43:06 PM by JWR
Analysis Method : C:\CHEM32\1\METHODS\8330PLUS-PETNDA.M
Last changed : 3/16/2021 8:52:08 PM by JWR
Method Info : OVD-SOP#HPLC02: 8330PLUS-PETN Calibration 02/16/2021

Sample Info : 1

==========

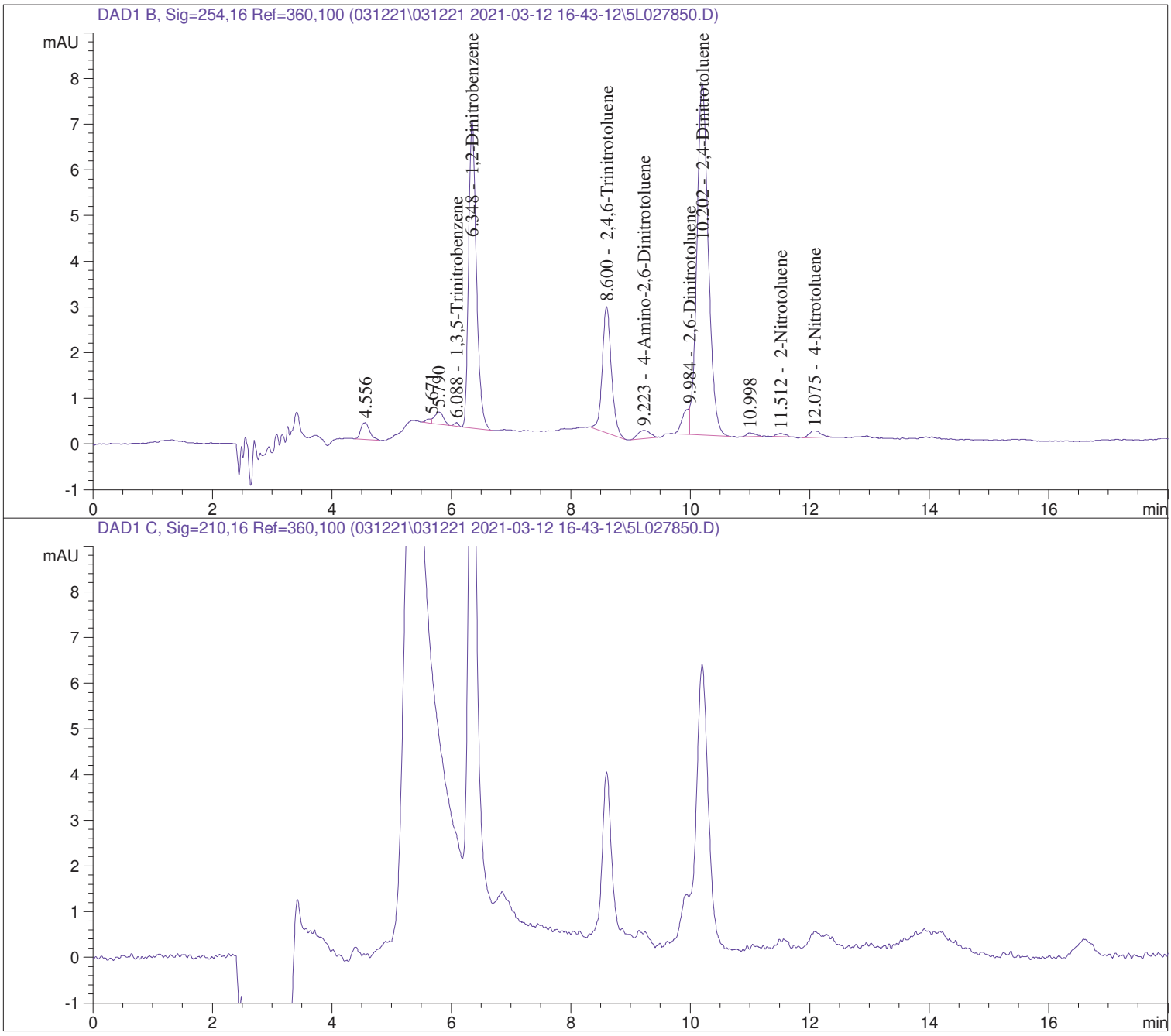

Data File C:\CHEM32\1\DATA\031221\031221 2021-03-12 16-43-12\5L027850.D
Sample Name: M1C0514-28

==========

Acq. Operator : JWR Seq. Line : 47
Acq. Instrument : HPLC5 Location : Vial 43
Injection Date : 3/13/2021 10:46:29 AM Inj : 1
Inj Volume : 100 µl
Acq. Method : C:\Chem32\1\DATA\031221\031221 2021-03-12 16-43-12\8330PLUS-PETN.M
Last changed : 3/12/2021 4:43:06 PM by JWR
Analysis Method : C:\CHEM32\1\METHODS\8330PLUS-PETNDA.M
Last changed : 3/16/2021 8:52:08 PM by JWR
Method Info : OVD-SOP#HPLC02: 8330PLUS-PETN Calibration 02/16/2021

Sample Info : 1

==========

==========

External Standard Report

==========

Sorted By : Signal
Calib. Data Modified : 3/16/2021 6:00:18 PM
Multiplier : 1.0000
Dilution : 1.0000
Use Multiplier & Dilution Factor with ISTDs

Signal 1: DAD1 B, Sig=254,16 Ref=360,100

RetTime [min]	Type	Area [mAU*s]	Amt/Area	Amount [ug/L]	Grp	Name
3.756		-	-	-		HMX
4.992		-	-	-		RDX
6.088	BV	4.16745e-1	2.24819	9.36923e-1		1,3,5-Trinitrobenzene
6.348	VBA	60.68813	3.60195	218.59584		1,2-Dinitrobenzene
7.231		-	-	-		1,3-Dinitrobenzene
7.489		-	-	-		Tetryl
7.930		-	-	-		Nitrobenzene
8.600	BBA	29.07448	2.53615	73.73731		2,4,6-Trinitrotoluene
9.223	BBA	2.55802	4.14287	10.59754		4-Amino-2,6-Dinitrotoluene
9.597		-	-	-		2-Amino-4,6-Dinitrotoluene
9.984	BV	4.48656	3.51811	15.78420		2,6-Dinitrotoluene
10.202	VBA	102.73547	1.80969	185.91972		2,4-Dinitrotoluene
11.512	BBA	7.15590e-1	3.71293	2.65693		2-Nitrotoluene
12.075	BBA	1.98689	5.38851	10.70635		4-Nitrotoluene
12.917		-	-	-		3-Nitrotoluene

Totals : 518.93482

Data File C:\CHEM32\1\DATA\031221\031221 2021-03-12 16-43-12\5L027850.D
Sample Name: M1C0514-28

==========

Acq. Operator : JWR
Seq. Line : 47
Acq. Instrument : HPLC5
Location : Vial 43
Injection Date : 3/13/2021 10:46:29 AM
Inj : 1
Inj Volume : 100 µl
Acq. Method : C:\Chem32\1\DATA\031221\031221 2021-03-12 16-43-12\8330PLUS-PETN.M
Last changed : 3/12/2021 4:43:06 PM by JWR
Analysis Method : C:\CHEM32\1\METHODS\8330PLUS-PETNDA.M
Last changed : 3/16/2021 8:52:08 PM by JWR
Method Info : OVD-SOP#HPLC02: 8330PLUS-PETN Calibration 02/16/2021

Sample Info : 1

==========

Signal 2: DAD1 C, Sig=210,16 Ref=360,100

RetTime [min]	Type	Area [mAU*s]	Amt/Area	Amount [ug/L]	Grp	Name
13.644		-	-	-		PETN

Totals : 0.00000

2 Warnings or Errors :

Warning : Calibration warnings (see calibration table listing)
Warning : Calibrated compound(s) not found

==========

*** End of Report ***

Data File C:\CHEM32\1\DATA\031521\031521 2021-03-15 19-22-41\6L0008468.D
Sample Name: M1C0514-28RE1

==========

Acq. Operator : JWR
Seq. Line : 26
Acq. Instrument : HPLC6
Location : 24
Injection Date : 3/16/2021 5:26:50 PM
Inj : 1
Inj Volume : 100.000 µl
Acq. Method : C:\Chem32\1\Data\031521\031521 2021-03-15 19-22-41\8330.M
Last changed : 3/15/2021 7:22:41 PM by JWR
Analysis Method : C:\CHEM32\1\METHODS\8330DATA.M
Last changed : 3/18/2021 9:28:52 AM by JWR
Method Info : OVD-SOP#HPLC02 : 8330 Calibration 23-MAY-2020

Sample Info : 1

==========

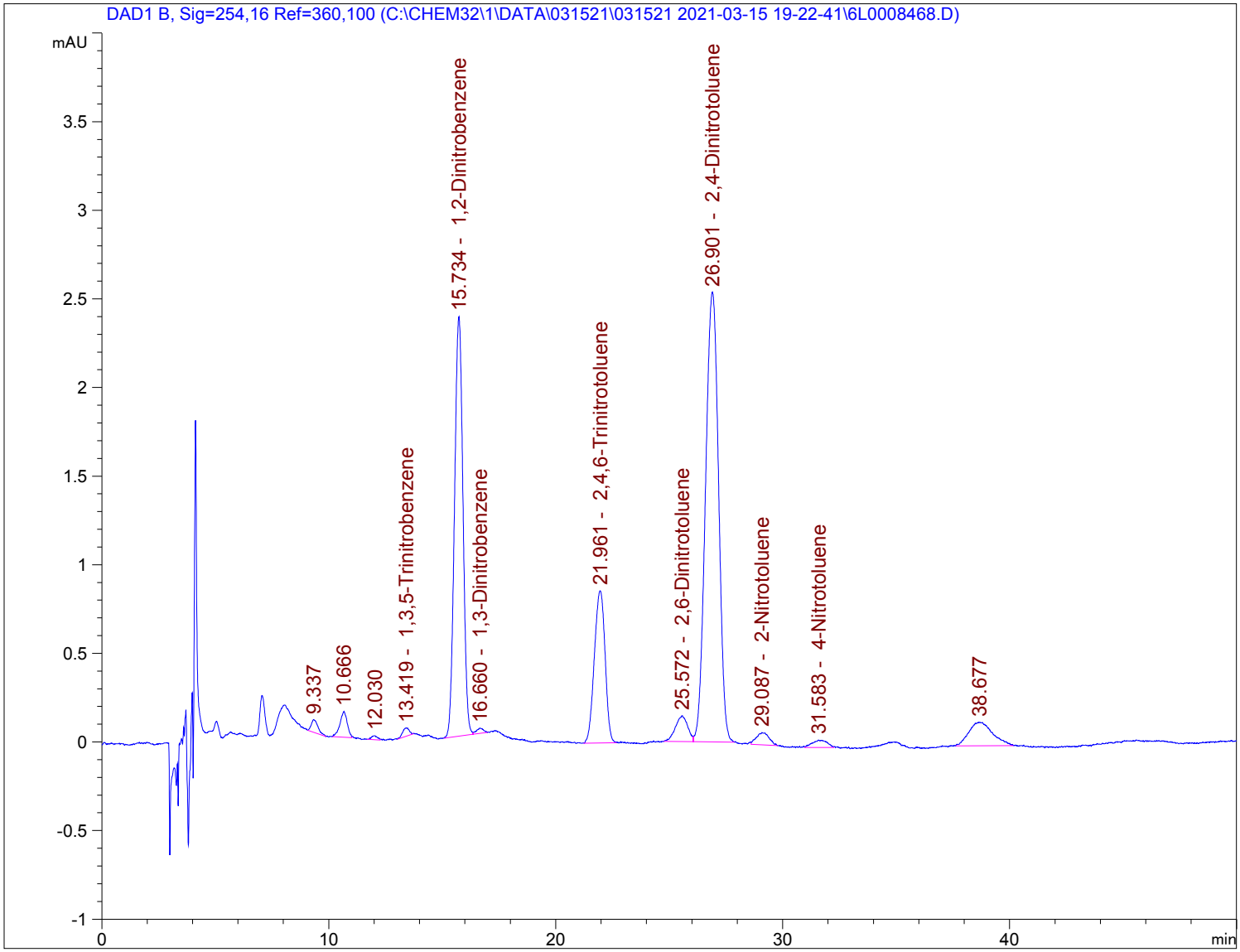

Data File C:\CHEM32\1\DATA\031521\031521 2021-03-15 19-22-41\6L0008468.D
Sample Name: M1C0514-28RE1

==========

Acq. Operator : JWR
Seq. Line : 26
Acq. Instrument : HPLC6
Location : 24
Injection Date : 3/16/2021 5:26:50 PM
Inj : 1
Inj Volume : 100.000 µl
Acq. Method : C:\Chem32\1\Data\031521\031521 2021-03-15 19-22-41\8330.M
Last changed : 3/15/2021 7:22:41 PM by JWR
Analysis Method : C:\CHEM32\1\METHODS\8330DATA.M
Last changed : 3/18/2021 9:28:52 AM by JWR
Method Info : OVD-SOP#HPLC02 : 8330 Calibration 23-MAY-2020

Sample Info : 1

==========

==========

External Standard Report

==========

Sorted By : Signal
Calib. Data Modified : 3/17/2021 10:41:50 PM
Multiplier : 1.0000
Dilution : 1.0000
Do not use Multiplier & Dilution Factor with ISTDs

Signal 1: DAD1 B, Sig=254,16 Ref=360,100

RetTime [min]	Type	Area [mAU*s]	Amt/Area	Amount [ug/L]	Grp	Name
8.392		-	-	-		HMX
12.732		-	-	-		RDX
13.419	BBA	9.60922e-1	2.15792	2.07359		1,3,5-Trinitrobenzene
15.734	BV	61.23421	3.61805	221.54849		1,2-Dinitrobenzene
16.660	VBA	6.31115e-1	1.70544	1.07633		1,3-Dinitrobenzene
17.808		-	-	-		Nitrobenzene
21.961	BV	28.32343	2.37296	67.21032		2,4,6-Trinitrotoluene
22.623		-	-	-		Tetryl
25.572	BV	5.52022	3.71527	20.50910		2,6-Dinitrotoluene
26.901	VV	101.43295	1.82954	185.57611		2,4-Dinitrotoluene
29.087	VBA	2.71472	4.30921	11.69829		2-Nitrotoluene
31.583	VV	1.93925	5.50134	10.66846		4-Nitrotoluene
33.864		-	-	-		3-Nitrotoluene
34.797		-	-	-		4-Amino-2,6-Dinitrotoluene
37.373		-	-	-		2-Amino-4,6-Dinitrotoluene

Totals : 520.36068

1 Warnings or Errors :

Warning : Calibrated compound(s) not found

==========

*** End of Report ***

Data File C:\CHEM32\1\DATA\031221\031221 2021-03-12 16-43-12\5L027851.D
Sample Name: M1C0514-29

==========

Acq. Operator : JWR
Seq. Line : 48
Acq. Instrument : HPLC5
Location : Vial 44
Injection Date : 3/13/2021 11:09:40 AM
Inj : 1
Inj Volume : 100 µl
Acq. Method : C:\Chem32\1\DATA\031221\031221 2021-03-12 16-43-12\8330PLUS-PETN.M
Last changed : 3/12/2021 4:43:06 PM by JWR
Analysis Method : C:\CHEM32\1\METHODS\8330PLUS-PETNDA.M
Last changed : 3/16/2021 8:58:56 PM by JWR
Method Info : OVD-SOP#HPLC02: 8330PLUS-PETN Calibration 02/16/2021

Sample Info : 1

==========

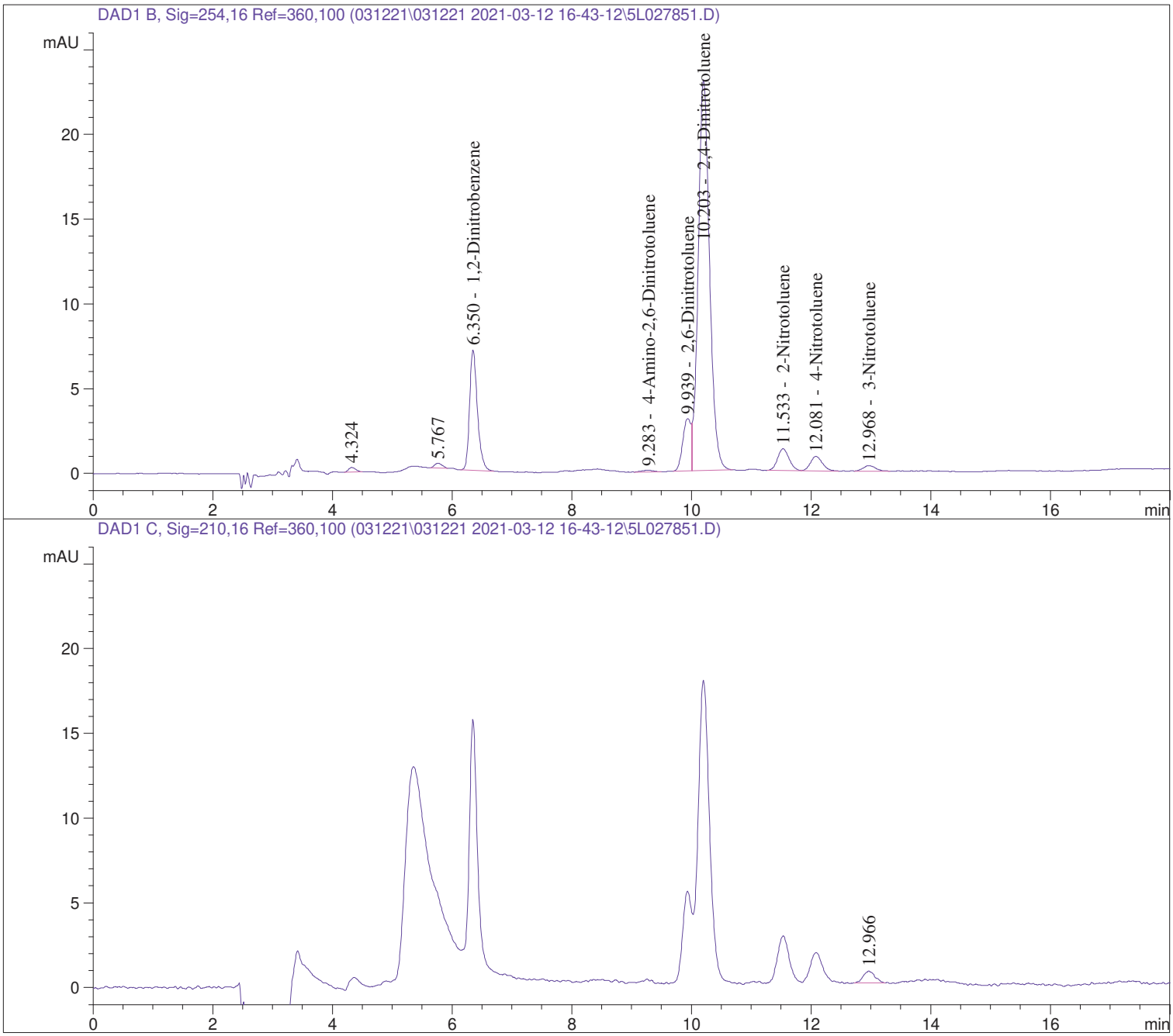

Data File C:\CHEM32\1\DATA\031221\031221 2021-03-12 16-43-12\5L027851.D
Sample Name: M1C0514-29

==========

Acq. Operator : JWR Seq. Line : 48
Acq. Instrument : HPLC5 Location : Vial 44
Injection Date : 3/13/2021 11:09:40 AM Inj : 1
Inj Volume : 100 µl
Acq. Method : C:\Chem32\1\DATA\031221\031221 2021-03-12 16-43-12\8330PLUS-PETN.M
Last changed : 3/12/2021 4:43:06 PM by JWR
Analysis Method : C:\CHEM32\1\METHODS\8330PLUS-PETNDA.M
Last changed : 3/16/2021 8:58:56 PM by JWR
Method Info : OVD-SOP#HPLC02: 8330PLUS-PETN Calibration 02/16/2021

Sample Info : 1

==========

==========

External Standard Report

==========

Sorted By : Signal
Calib. Data Modified : 3/16/2021 6:00:18 PM
Multiplier : 1.0000
Dilution : 1.0000
Use Multiplier & Dilution Factor with ISTDs

Signal 1: DAD1 B, Sig=254,16 Ref=360,100

RetTime [min]	Type	Area [mAU*s]	Amt/Area	Amount [ug/L]	Grp	Name
3.756		-	-	-		HMX
4.992		-	-	-		RDX
6.079		-	-	-		1,3,5-Trinitrobenzene
6.350	BBA	64.82615	3.60193	233.49934		1,2-Dinitrobenzene
7.231		-	-	-		1,3-Dinitrobenzene
7.489		-	-	-		Tetryl
7.930		-	-	-		Nitrobenzene
8.575		-	-	-		2,4,6-Trinitrotoluene
9.283	BBA	1.33390	3.89444	5.19480		4-Amino-2,6-Dinitrotoluene
9.597		-	-	-		2-Amino-4,6-Dinitrotoluene
9.939	BV	30.41688	3.80842	115.84024		2,6-Dinitrotoluene
10.203	VBA	301.25876	1.81453	546.64200		2,4-Dinitrotoluene
11.533	BV	17.49353	4.56421	79.84418		2-Nitrotoluene
12.081	VBA	12.09491	5.45592	65.98888		4-Nitrotoluene
12.968	BBA	4.63409	4.04217	18.73178		3-Nitrotoluene

Totals : 1065.74122

Data File C:\CHEM32\1\DATA\031221\031221 2021-03-12 16-43-12\5L027851.D
Sample Name: M1C0514-29

==========

Acq. Operator : JWR Seq. Line : 48
Acq. Instrument : HPLC5 Location : Vial 44
Injection Date : 3/13/2021 11:09:40 AM Inj : 1
Inj Volume : 100 µl
Acq. Method : C:\Chem32\1\DATA\031221\031221 2021-03-12 16-43-12\8330PLUS-PETN.M
Last changed : 3/12/2021 4:43:06 PM by JWR
Analysis Method : C:\CHEM32\1\METHODS\8330PLUS-PETNDA.M
Last changed : 3/16/2021 8:58:56 PM by JWR
Method Info : OVD-SOP#HPLC02: 8330PLUS-PETN Calibration 02/16/2021

Sample Info : 1

==========

Signal 2: DAD1 C, Sig=210,16 Ref=360,100

RetTime [min]	Type	Area [mAU*s]	Amt/Area	Amount [ug/L]	Grp	Name
13.644		-	-	-		PETN

Totals : 0.00000

2 Warnings or Errors :

Warning : Calibration warnings (see calibration table listing)
Warning : Calibrated compound(s) not found

==========

*** End of Report ***

Data File C:\CHEM32\1\DATA\031521\031521 2021-03-15 19-22-41\6L0008469.D
Sample Name: M1C0514-29RE1

==========

Acq. Operator : JWR
Seq. Line : 27
Acq. Instrument : HPLC6
Location : 25
Injection Date : 3/16/2021 6:19:41 PM
Inj : 1
Inj Volume : 100.000 µl
Acq. Method : C:\Chem32\1\Data\031521\031521 2021-03-15 19-22-41\8330.M
Last changed : 3/15/2021 7:22:41 PM by JWR
Analysis Method : C:\CHEM32\1\METHODS\8330DATA.M
Last changed : 3/18/2021 9:37:41 AM by JWR
Method Info : OVD-SOP#HPLC02 : 8330 Calibration 23-MAY-2020

Sample Info : 1

==========

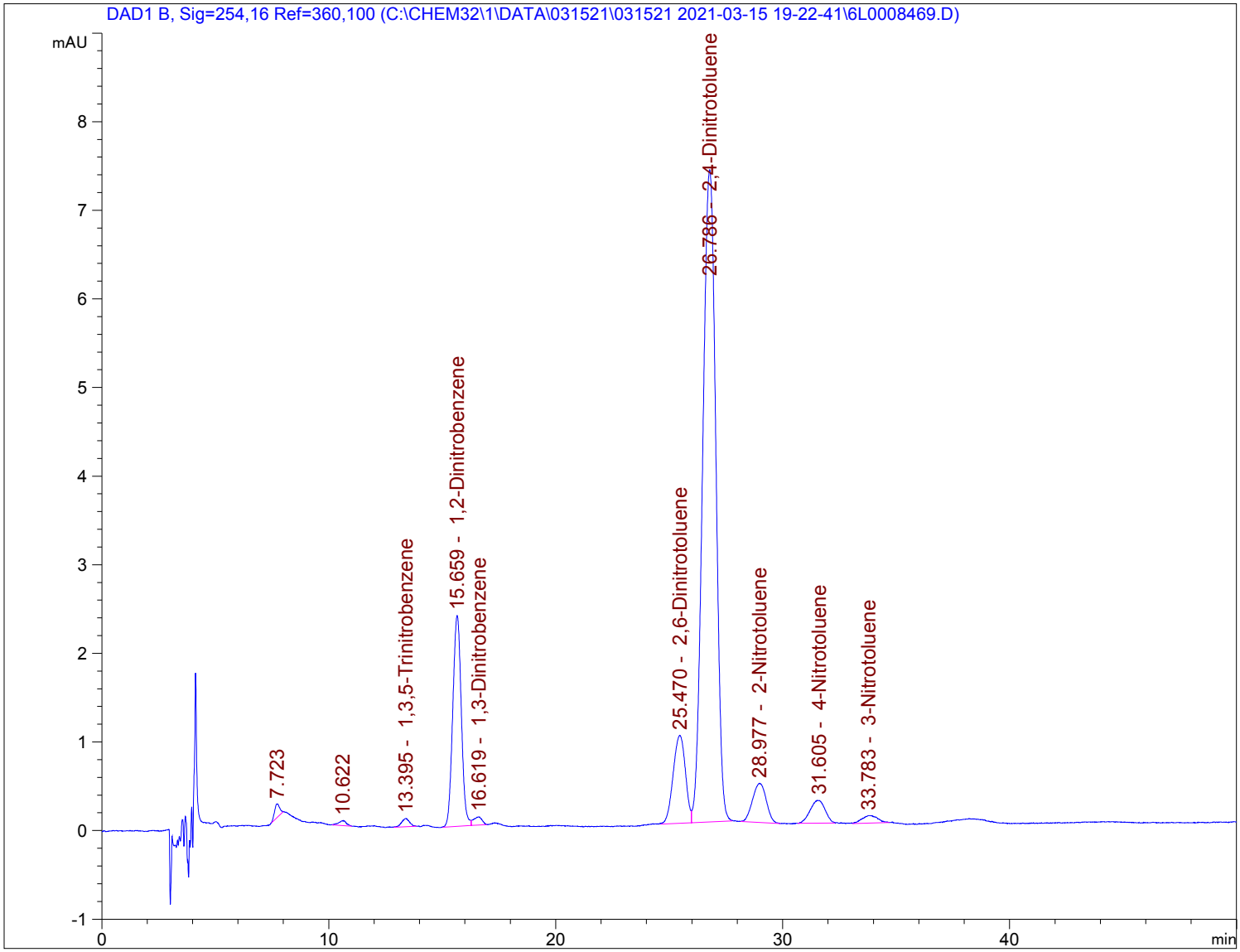

Data File C:\CHEM32\1\DATA\031521\031521 2021-03-15 19-22-41\6L0008469.D
Sample Name: M1C0514-29RE1

==========

Acq. Operator : JWR
Seq. Line : 27
Acq. Instrument : HPLC6
Location : 25
Injection Date : 3/16/2021 6:19:41 PM
Inj : 1
Inj Volume : 100.000 µl
Acq. Method : C:\Chem32\1\Data\031521\031521 2021-03-15 19-22-41\8330.M
Last changed : 3/15/2021 7:22:41 PM by JWR
Analysis Method : C:\CHEM32\1\METHODS\8330DATA.M
Last changed : 3/18/2021 9:37:41 AM by JWR
Method Info : OVD-SOP#HPLC02 : 8330 Calibration 23-MAY-2020

Sample Info : 1

==========

==========

External Standard Report

==========

Sorted By : Signal
Calib. Data Modified : 3/17/2021 10:41:50 PM
Multiplier : 1.0000
Dilution : 1.0000
Do not use Multiplier & Dilution Factor with ISTDs

Signal 1: DAD1 B, Sig=254,16 Ref=360,100

RetTime [min]	Type	Area [mAU*s]	Amt/Area	Amount [ug/L]	Grp	Name
8.392		-	-	-		HMX
12.732		-	-	-		RDX
13.395	BBA	2.22115	2.26510	5.03113		1,3,5-Trinitrobenzene
15.659	VV	62.12083	3.61813	224.76143		1,2-Dinitrobenzene
16.619	VBA	2.42460	1.64936	3.99905		1,3-Dinitrobenzene
17.808		-	-	-		Nitrobenzene
21.859		-	-	-		2,4,6-Trinitrotoluene
22.623		-	-	-		Tetryl
25.470	VV	37.27375	3.76151	140.20552		2,6-Dinitrotoluene
26.786	VV	294.46820	1.83302	539.76704		2,4-Dinitrotoluene
28.977	VV	18.65207	4.52473	84.39567		2-Nitrotoluene
31.605	BBA	11.71799	5.42984	63.62683		4-Nitrotoluene
33.783	VBA	4.09695	3.86101	15.81836		3-Nitrotoluene
34.797		-	-	-		4-Amino-2,6-Dinitrotoluene
37.373		-	-	-		2-Amino-4,6-Dinitrotoluene

Totals : 1077.60503

1 Warnings or Errors :

Warning : Calibrated compound(s) not found

==========

*** End of Report ***

Data File C:\CHEM32\1\DATA\031221\031221 2021-03-12 16-43-12\5L027852.D
Sample Name: M1C0514-30

==========

Acq. Operator : JWR
Seq. Line : 49
Acq. Instrument : HPLC5
Location : Vial 45
Injection Date : 3/13/2021 11:32:54 AM
Inj : 1
Inj Volume : 100 µl
Acq. Method : C:\Chem32\1\DATA\031221\031221 2021-03-12 16-43-12\8330PLUS-PETN.M
Last changed : 3/12/2021 4:43:06 PM by JWR
Analysis Method : C:\CHEM32\1\METHODS\8330PLUS-PETNDA.M
Last changed : 3/16/2021 9:09:05 PM by JWR
Method Info : OVD-SOP#HPLC02: 8330PLUS-PETN Calibration 02/16/2021

Sample Info : 1

==========

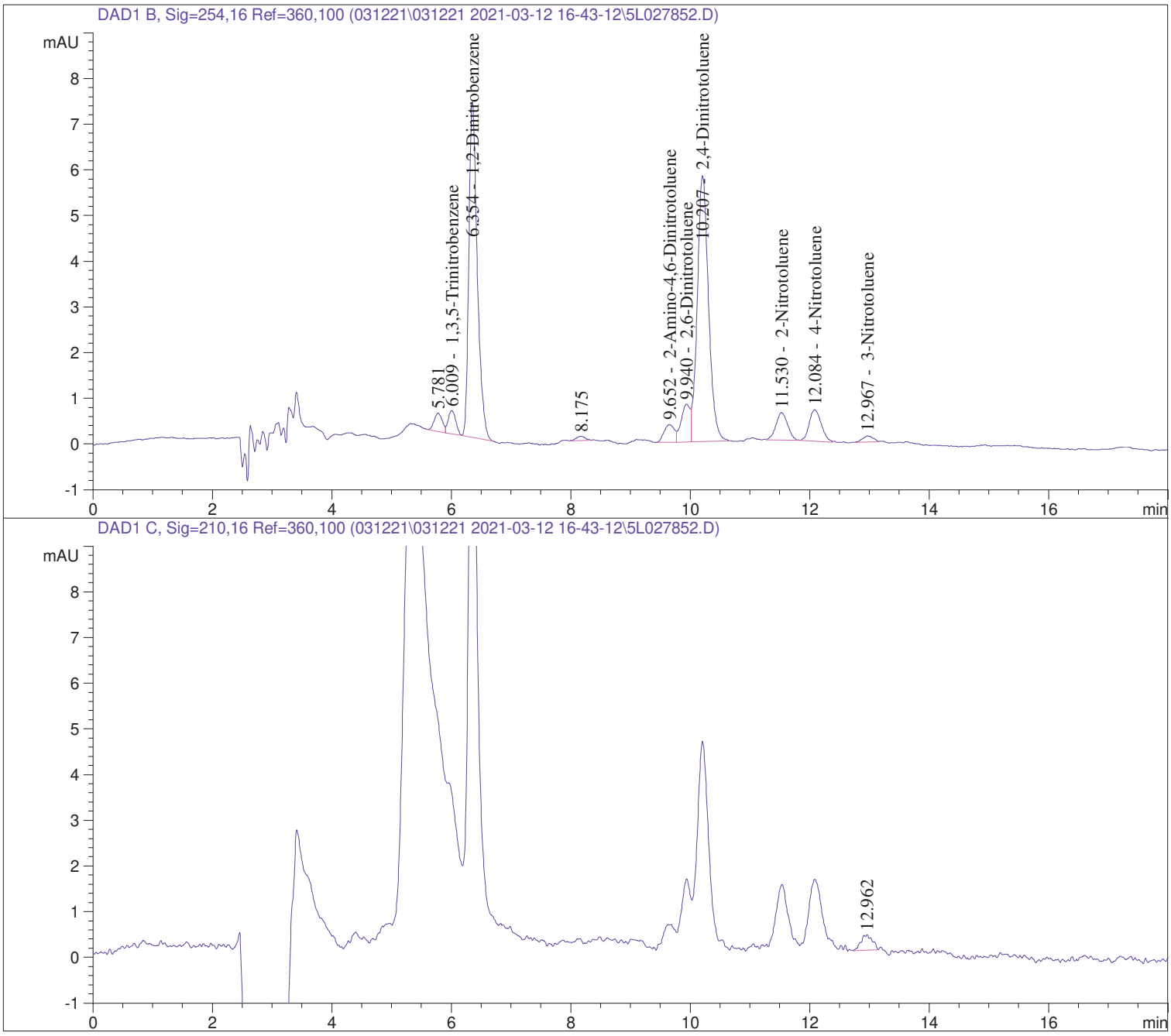

Data File C:\CHEM32\1\DATA\031221\031221 2021-03-12 16-43-12\5L027852.D
Sample Name: M1C0514-30

==========

Acq. Operator : JWR Seq. Line : 49
Acq. Instrument : HPLC5 Location : Vial 45
Injection Date : 3/13/2021 11:32:54 AM Inj : 1
Inj Volume : 100 µl
Acq. Method : C:\Chem32\1\DATA\031221\031221 2021-03-12 16-43-12\8330PLUS-PETN.M
Last changed : 3/12/2021 4:43:06 PM by JWR
Analysis Method : C:\CHEM32\1\METHODS\8330PLUS-PETNDA.M
Last changed : 3/16/2021 9:09:05 PM by JWR
Method Info : OVD-SOP#HPLC02: 8330PLUS-PETN Calibration 02/16/2021

Sample Info : 1

==========

==========

External Standard Report

==========

Sorted By : Signal
Calib. Data Modified : 3/16/2021 6:00:18 PM
Multiplier : 1.0000
Dilution : 1.0000
Use Multiplier & Dilution Factor with ISTDs

Signal 1: DAD1 B, Sig=254,16 Ref=360,100

RetTime [min]	Type	Area [mAU*s]	Amt/Area	Amount [ug/L]	Grp	Name
3.756		-	-	-		HMX
4.992		-	-	-		RDX
6.009	VV	4.54422	2.61169	11.86807		1,3,5-Trinitrobenzene
6.354	VBA	71.96076	3.60190	259.19536		1,2-Dinitrobenzene
7.231		-	-	-		1,3-Dinitrobenzene
7.489		-	-	-		Tetryl
7.930		-	-	-		Nitrobenzene
8.575		-	-	-		2,4,6-Trinitrotoluene
9.162		-	-	-		4-Amino-2,6-Dinitrotoluene
9.652	BV	4.72311	3.05979	14.45172		2-Amino-4,6-Dinitrotoluene
9.940	VV	8.79974	3.68502	32.42725		2,6-Dinitrotoluene
10.207	VBA	76.19067	1.80714	137.68708		2,4-Dinitrotoluene
11.530	VV	8.27278	4.52374	37.42392		2-Nitrotoluene
12.084	VF	9.64922	5.45256	52.61299		4-Nitrotoluene
12.967	BV	1.56057	3.98217	6.21447		3-Nitrotoluene

Totals : 551.88086

Data File C:\CHEM32\1\DATA\031221\031221 2021-03-12 16-43-12\5L027852.D
Sample Name: M1C0514-30

==========

Acq. Operator : JWR Seq. Line : 49
Acq. Instrument : HPLC5 Location : Vial 45
Injection Date : 3/13/2021 11:32:54 AM Inj : 1
Inj Volume : 100 µl
Acq. Method : C:\Chem32\1\DATA\031221\031221 2021-03-12 16-43-12\8330PLUS-PETN.M
Last changed : 3/12/2021 4:43:06 PM by JWR
Analysis Method : C:\CHEM32\1\METHODS\8330PLUS-PETNDA.M
Last changed : 3/16/2021 9:09:05 PM by JWR
Method Info : OVD-SOP#HPLC02: 8330PLUS-PETN Calibration 02/16/2021

Sample Info : 1

==========

Signal 2: DAD1 C, Sig=210,16 Ref=360,100

RetTime [min]	Type	Area [mAU*s]	Amt/Area	Amount [ug/L]	Grp	Name
13.644		-	-	-		PETN

Totals : 0.00000

2 Warnings or Errors :

Warning : Calibration warnings (see calibration table listing)
Warning : Calibrated compound(s) not found

==========

*** End of Report ***

Data File C:\CHEM32\1\DATA\031521\031521 2021-03-15 19-22-41\6L0008470.D
Sample Name: M1C0514-30RE1

==========

Acq. Operator : JWR
Seq. Line : 28
Acq. Instrument : HPLC6
Location : 26
Injection Date : 3/16/2021 7:12:32 PM
Inj : 1
Inj Volume : 100.000 µl
Acq. Method : C:\Chem32\1\Data\031521\031521 2021-03-15 19-22-41\8330.M
Last changed : 3/15/2021 7:22:41 PM by JWR
Analysis Method : C:\CHEM32\1\METHODS\8330DATA.M
Last changed : 3/18/2021 9:49:20 AM by JWR
Method Info : OVD-SOP#HPLC02 : 8330 Calibration 23-MAY-2020

Sample Info : 1

==========

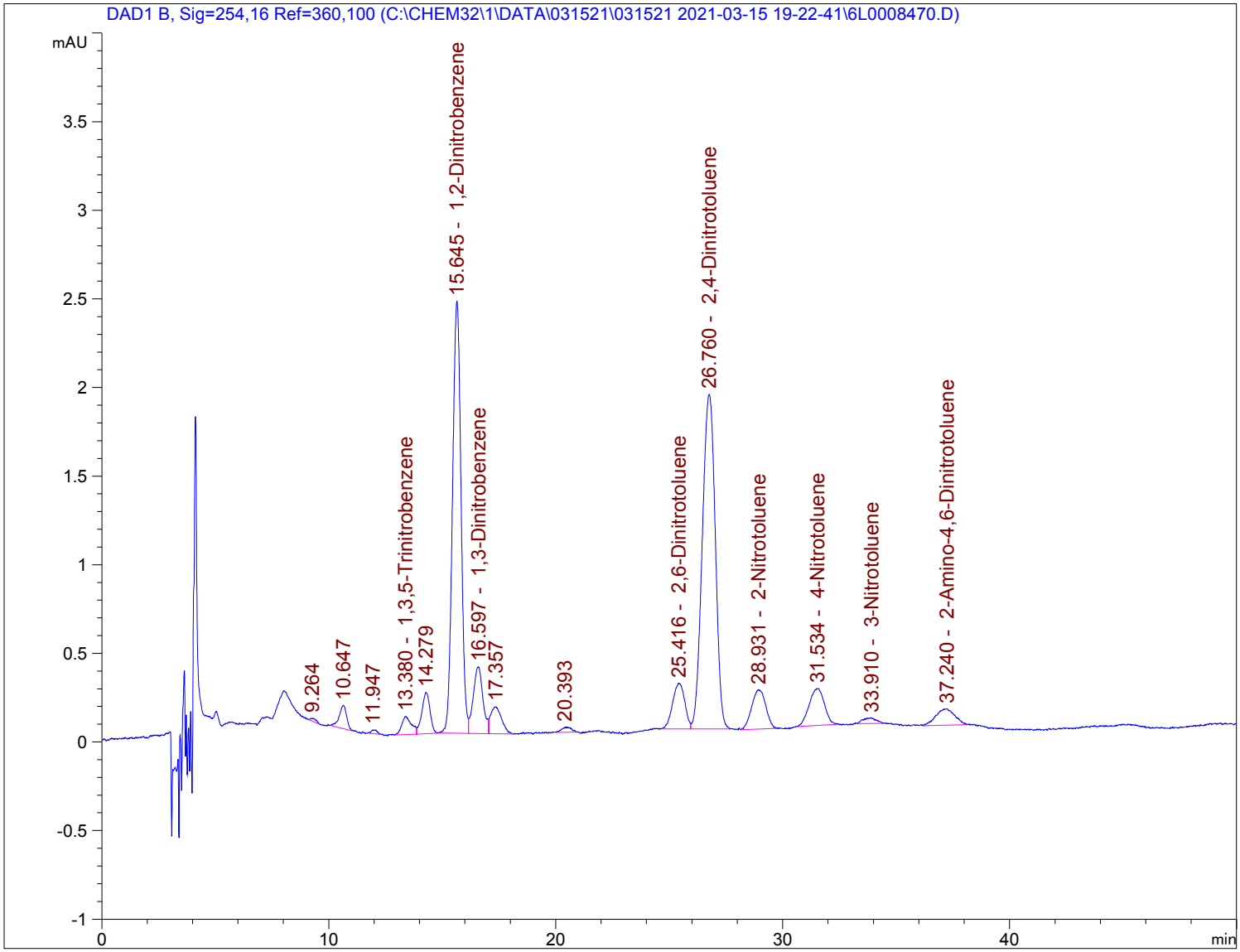

Data File C:\CHEM32\1\DATA\031521\031521 2021-03-15 19-22-41\6L0008470.D
Sample Name: M1C0514-30RE1

==========

Acq. Operator : JWR
Seq. Line : 28
Acq. Instrument : HPLC6
Location : 26
Injection Date : 3/16/2021 7:12:32 PM
Inj : 1
Inj Volume : 100.000 µl
Acq. Method : C:\Chem32\1\Data\031521\031521 2021-03-15 19-22-41\8330.M
Last changed : 3/15/2021 7:22:41 PM by JWR
Analysis Method : C:\CHEM32\1\METHODS\8330DATA.M
Last changed : 3/18/2021 9:49:20 AM by JWR
Method Info : OVD-SOP#HPLC02 : 8330 Calibration 23-MAY-2020

Sample Info : 1

==========

==========

External Standard Report

==========

Sorted By : Signal
Calib. Data Modified : 3/17/2021 10:41:50 PM
Multiplier : 1.0000
Dilution : 1.0000
Do not use Multiplier & Dilution Factor with ISTDs

Signal 1: DAD1 B, Sig=254,16 Ref=360,100

RetTime [min]	Type	Area [mAU*s]	Amt/Area	Amount [ug/L]	Grp	Name
8.392		-	-	-		HMX
12.732		-	-	-		RDX
13.380	BV	3.09214	2.28812	7.07520		1,3,5-Trinitrobenzene
15.645	BV	63.45145	3.61825	229.58335		1,2-Dinitrobenzene
16.597	VV	11.21736	1.63389	18.32795		1,3-Dinitrobenzene
17.808		-	-	-		Nitrobenzene
21.859		-	-	-		2,4,6-Trinitrotoluene
22.623		-	-	-		Tetryl
25.416	BV	9.58831	3.73830	35.84396		2,6-Dinitrotoluene
26.760	VBA	75.19099	1.82769	137.42602		2,4-Dinitrotoluene
28.931	BBA	9.54295	4.48969	42.84492		2-Nitrotoluene
31.534	BF	9.70097	5.43279	52.70334		4-Nitrotoluene
33.910	BBA	1.29672	3.57195	4.63182		3-Nitrotoluene
34.797		-	-	-		4-Amino-2,6-Dinitrotoluene
37.240	VBA	5.30805	2.71235	14.39731		2-Amino-4,6-Dinitrotoluene

Totals : 542.83386

1 Warnings or Errors :

Warning : Calibrated compound(s) not found

==========

*** End of Report ***

Data File C:\CHEM32\1\DATA\031221\031221 2021-03-12 16-43-12\5L027855.D
Sample Name: M1C0514-31

==========

Acq. Operator : JWR
Seq. Line : 52
Acq. Instrument : HPLC5
Location : Vial 48
Injection Date : 3/13/2021 12:42:28 PM
Inj : 1
Inj Volume : 100 µl
Acq. Method : C:\Chem32\1\DATA\031221\031221 2021-03-12 16-43-12\8330PLUS-PETN.M
Last changed : 3/12/2021 4:43:06 PM by JWR
Analysis Method : C:\CHEM32\1\METHODS\8330PLUS-PETNDA.M
Last changed : 3/16/2021 9:18:15 PM by JWR
Method Info : OVD-SOP#HPLC02: 8330PLUS-PETN Calibration 02/16/2021

Sample Info : 1

==========

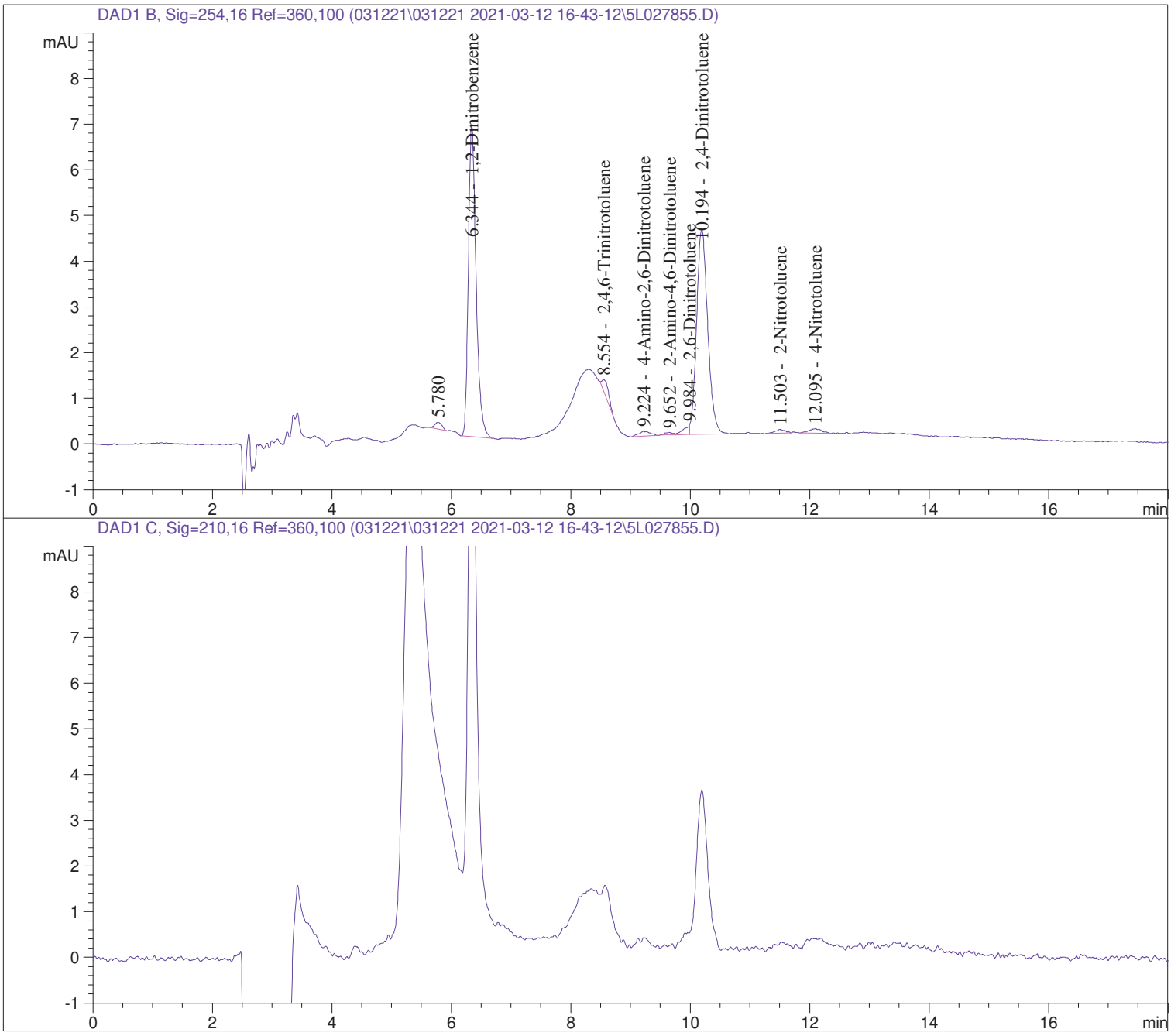

Data File C:\CHEM32\1\DATA\031221\031221 2021-03-12 16-43-12\5L027855.D
Sample Name: M1C0514-31

==========

Acq. Operator : JWR Seq. Line : 52
Acq. Instrument : HPLC5 Location : Vial 48
Injection Date : 3/13/2021 12:42:28 PM Inj : 1
Inj Volume : 100 µl
Acq. Method : C:\Chem32\1\DATA\031221\031221 2021-03-12 16-43-12\8330PLUS-PETN.M
Last changed : 3/12/2021 4:43:06 PM by JWR
Analysis Method : C:\CHEM32\1\METHODS\8330PLUS-PETNDA.M
Last changed : 3/16/2021 9:18:15 PM by JWR
Method Info : OVD-SOP#HPLC02: 8330PLUS-PETN Calibration 02/16/2021

Sample Info : 1

==========

==========

External Standard Report

==========

Sorted By : Signal
Calib. Data Modified : 3/16/2021 6:00:18 PM
Multiplier : 1.0000
Dilution : 1.0000
Use Multiplier & Dilution Factor with ISTDs

Signal 1: DAD1 B, Sig=254,16 Ref=360,100

RetTime [min]	Type	Area [mAU*s]	Amt/Area	Amount [ug/L]	Grp	Name
3.756		-	-	-		HMX
4.992		-	-	-		RDX
6.079		-	-	-		1,3,5-Trinitrobenzene
6.344	BBA	61.19009	3.60195	220.40373		1,2-Dinitrobenzene
7.231		-	-	-		1,3-Dinitrobenzene
7.489		-	-	-		Tetryl
7.930		-	-	-		Nitrobenzene
8.554	BBA	2.32697	2.22565	5.17901		2,4,6-Trinitrotoluene
9.224	BV	1.43315	3.93040	5.63286		4-Amino-2,6-Dinitrotoluene
9.652	BV	5.03668e-1	2.92690	1.47418		2-Amino-4,6-Dinitrotoluene
9.984	VV	1.36138	2.73635	3.72521		2,6-Dinitrotoluene
10.194	VV	58.13173	1.80407	104.87348		2,4-Dinitrotoluene
11.503	BV	8.71070e-1	3.87136	3.37222		2-Nitrotoluene
12.095	VV	1.49133	5.36171	7.99605		4-Nitrotoluene
12.917		-	-	-		3-Nitrotoluene

Totals : 352.65675

Data File C:\CHEM32\1\DATA\031221\031221 2021-03-12 16-43-12\5L027855.D
Sample Name: M1C0514-31

==========

Acq. Operator : JWR Seq. Line : 52
Acq. Instrument : HPLC5 Location : Vial 48
Injection Date : 3/13/2021 12:42:28 PM Inj : 1
Inj Volume : 100 µl
Acq. Method : C:\Chem32\1\DATA\031221\031221 2021-03-12 16-43-12\8330PLUS-PETN.M
Last changed : 3/12/2021 4:43:06 PM by JWR
Analysis Method : C:\CHEM32\1\METHODS\8330PLUS-PETNDA.M
Last changed : 3/16/2021 9:18:15 PM by JWR
Method Info : OVD-SOP#HPLC02: 8330PLUS-PETN Calibration 02/16/2021

Sample Info : 1

==========

Signal 2: DAD1 C, Sig=210,16 Ref=360,100

RetTime [min]	Type	Area [mAU*s]	Amt/Area	Amount [ug/L]	Grp	Name
13.644		-	-	-		PETN

Totals : 0.00000

2 Warnings or Errors :

Warning : Calibration warnings (see calibration table listing)
Warning : Calibrated compound(s) not found

==========

*** End of Report ***

Data File C:\CHEM32\1\DATA\031521\031521 2021-03-15 19-22-41\6L0008473.D
Sample Name: M1C0514-31RE1

==========

Acq. Operator : JWR
Seq. Line : 31
Acq. Instrument : HPLC6
Location : 29
Injection Date : 3/16/2021 9:51:04 PM
Inj : 1
Inj Volume : 100.000 µl
Acq. Method : C:\Chem32\1\Data\031521\031521 2021-03-15 19-22-41\8330.M
Last changed : 3/15/2021 7:22:41 PM by JWR
Analysis Method : C:\CHEM32\1\METHODS\8330DATA.M
Last changed : 3/18/2021 10:46:54 AM by JWR
Method Info : OVD-SOP#HPLC02 : 8330 Calibration 23-MAY-2020

Sample Info : 1

==========

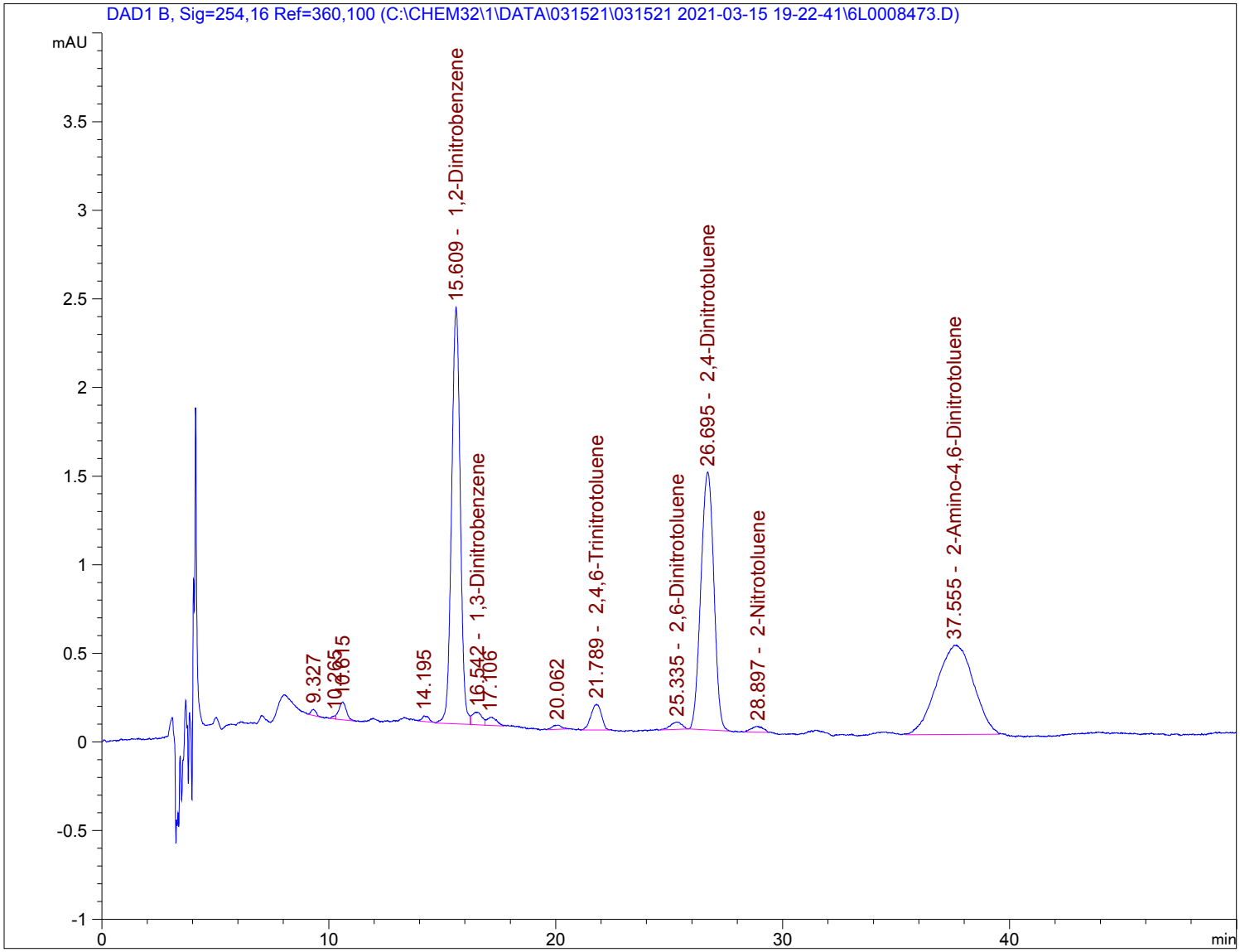

Data File C:\CHEM32\1\DATA\031521\031521 2021-03-15 19-22-41\6L0008473.D
Sample Name: M1C0514-31RE1

==========

Acq. Operator : JWR
Seq. Line : 31
Acq. Instrument : HPLC6
Location : 29
Injection Date : 3/16/2021 9:51:04 PM
Inj : 1
Inj Volume : 100.000 µl
Acq. Method : C:\Chem32\1\Data\031521\031521 2021-03-15 19-22-41\8330.M
Last changed : 3/15/2021 7:22:41 PM by JWR
Analysis Method : C:\CHEM32\1\METHODS\8330DATA.M
Last changed : 3/18/2021 10:46:54 AM by JWR
Method Info : OVD-SOP#HPLC02 : 8330 Calibration 23-MAY-2020

Sample Info : 1

==========

==========

External Standard Report

==========

Sorted By : Signal
Calib. Data Modified : 3/17/2021 10:41:50 PM
Multiplier : 1.0000
Dilution : 1.0000
Do not use Multiplier & Dilution Factor with ISTDs

Signal 1: DAD1 B, Sig=254,16 Ref=360,100

RetTime [min]	Type	Area [mAU*s]	Amt/Area	Amount [ug/L]	Grp	Name
8.392		-	-	-		HMX
12.732		-	-	-		RDX
13.360		-	-	-		1,3,5-Trinitrobenzene
15.609	BV	62.18606	3.61814	224.99780		1,2-Dinitrobenzene
16.542	VV	2.17410	1.65164	3.59082		1,3-Dinitrobenzene
17.808		-	-	-		Nitrobenzene
21.789	BV	4.70175	2.23870	10.52583		2,4,6-Trinitrotoluene
22.623		-	-	-		Tetryl
25.335	BV	1.46885	3.56555	5.23724		2,6-Dinitrotoluene
26.695	VBA	57.85556	1.82555	105.61809		2,4-Dinitrotoluene
28.897	VBA	1.24311	4.01062	4.98566		2-Nitrotoluene
31.563		-	-	-		4-Nitrotoluene
33.864		-	-	-		3-Nitrotoluene
34.797		-	-	-		4-Amino-2,6-Dinitrotoluene
37.555	VV	56.91898	2.75773	156.96709		2-Amino-4,6-Dinitrotoluene

Totals : 511.92254

1 Warnings or Errors :

Warning : Calibrated compound(s) not found

==========

*** End of Report ***

Data File C:\CHEM32\1\DATA\031221\031221 2021-03-12 16-43-12\5L027856.D
Sample Name: M1C0514-32

==========

Acq. Operator : JWR
Seq. Line : 53
Acq. Instrument : HPLC5
Location : Vial 49
Injection Date : 3/13/2021 1:05:39 PM
Inj : 1
Inj Volume : 100 µl
Acq. Method : C:\Chem32\1\DATA\031221\031221 2021-03-12 16-43-12\8330PLUS-PETN.M
Last changed : 3/12/2021 4:43:06 PM by JWR
Analysis Method : C:\CHEM32\1\METHODS\8330PLUS-PETNDA.M
Last changed : 3/16/2021 9:24:27 PM by JWR
Method Info : OVD-SOP#HPLC02: 8330PLUS-PETN Calibration 02/16/2021

Sample Info : 1

==========

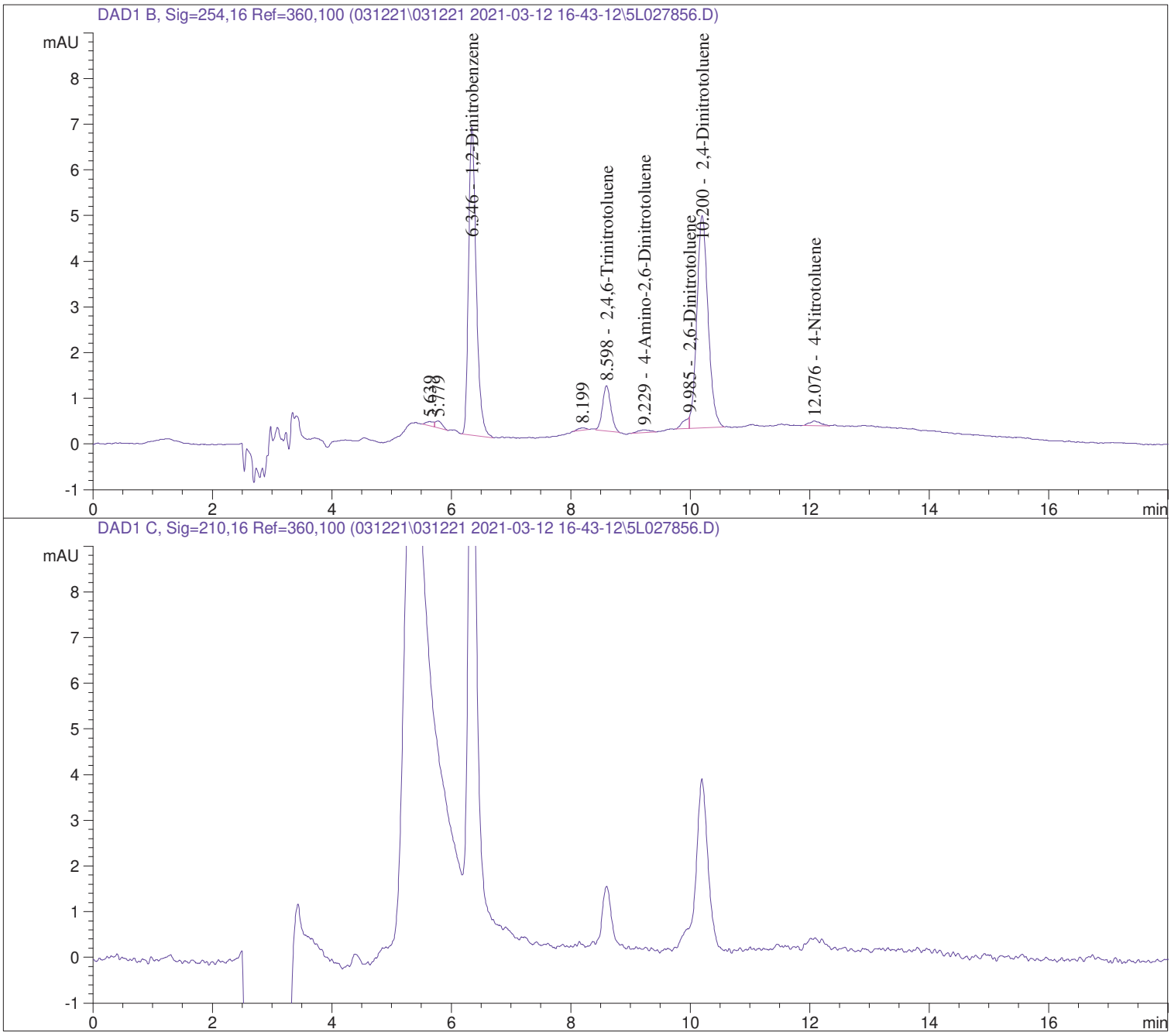

Data File C:\CHEM32\1\DATA\031221\031221 2021-03-12 16-43-12\5L027856.D
Sample Name: M1C0514-32

==========

Acq. Operator : JWR Seq. Line : 53
Acq. Instrument : HPLC5 Location : Vial 49
Injection Date : 3/13/2021 1:05:39 PM Inj : 1
Inj Volume : 100 µl
Acq. Method : C:\Chem32\1\DATA\031221\031221 2021-03-12 16-43-12\8330PLUS-PETN.M
Last changed : 3/12/2021 4:43:06 PM by JWR
Analysis Method : C:\CHEM32\1\METHODS\8330PLUS-PETNDA.M
Last changed : 3/16/2021 9:24:27 PM by JWR
Method Info : OVD-SOP#HPLC02: 8330PLUS-PETN Calibration 02/16/2021

Sample Info : 1

==========

==========

External Standard Report

==========

Sorted By : Signal
Calib. Data Modified : 3/16/2021 6:00:18 PM
Multiplier : 1.0000
Dilution : 1.0000
Use Multiplier & Dilution Factor with ISTDs

Signal 1: DAD1 B, Sig=254,16 Ref=360,100

RetTime [min]	Type	Area [mAU*s]	Amt/Area	Amount [ug/L]	Grp	Name
3.756		-	-	-		HMX
4.992		-	-	-		RDX
6.079		-	-	-		1,3,5-Trinitrobenzene
6.346	VBA	60.27373	3.60196	217.10334		1,2-Dinitrobenzene
7.231		-	-	-		1,3-Dinitrobenzene
7.489		-	-	-		Tetryl
7.930		-	-	-		Nitrobenzene
8.598	VBA	9.61352	2.48147	23.85565		2,4,6-Trinitrotoluene
9.229	BV	8.34985e-1	3.58426	2.99280		4-Amino-2,6-Dinitrotoluene
9.597		-	-	-		2-Amino-4,6-Dinitrotoluene
9.985	BV	1.75610	2.98861	5.24830		2,6-Dinitrotoluene
10.200	VBA	60.60062	1.80459	109.35953		2,4-Dinitrotoluene
11.486		-	-	-		2-Nitrotoluene
12.076	BV	1.31109	5.34693	7.01030		4-Nitrotoluene
12.917		-	-	-		3-Nitrotoluene

Totals : 365.56993

Data File C:\CHEM32\1\DATA\031221\031221 2021-03-12 16-43-12\5L027856.D
Sample Name: M1C0514-32

==========

Acq. Operator : JWR Seq. Line : 53
Acq. Instrument : HPLC5 Location : Vial 49
Injection Date : 3/13/2021 1:05:39 PM Inj : 1
Inj Volume : 100 µl
Acq. Method : C:\Chem32\1\DATA\031221\031221 2021-03-12 16-43-12\8330PLUS-PETN.M
Last changed : 3/12/2021 4:43:06 PM by JWR
Analysis Method : C:\CHEM32\1\METHODS\8330PLUS-PETNDA.M
Last changed : 3/16/2021 9:24:27 PM by JWR
Method Info : OVD-SOP#HPLC02: 8330PLUS-PETN Calibration 02/16/2021

Sample Info : 1

==========

Signal 2: DAD1 C, Sig=210,16 Ref=360,100

RetTime [min]	Type	Area [mAU*s]	Amt/Area	Amount [ug/L]	Grp	Name
13.644		-	-	-		PETN

Totals : 0.00000

2 Warnings or Errors :

Warning : Calibration warnings (see calibration table listing)
Warning : Calibrated compound(s) not found

==========

*** End of Report ***

Data File C:\CHEM32\1\DATA\031521\031521 2021-03-15 19-22-41\6L0008474.D
Sample Name: M1C0514-32RE1

==========

Acq. Operator : JWR
Seq. Line : 32
Acq. Instrument : HPLC6
Location : 30
Injection Date : 3/16/2021 10:43:58 PM
Inj : 1
Inj Volume : 100.000 µl
Acq. Method : C:\Chem32\1\Data\031521\031521 2021-03-15 19-22-41\8330.M
Last changed : 3/15/2021 7:22:41 PM by JWR
Analysis Method : C:\CHEM32\1\METHODS\8330DATA.M
Last changed : 3/18/2021 11:07:20 AM by JWR
Method Info : OVD-SOP#HPLC02 : 8330 Calibration 23-MAY-2020

Sample Info : 1

==========

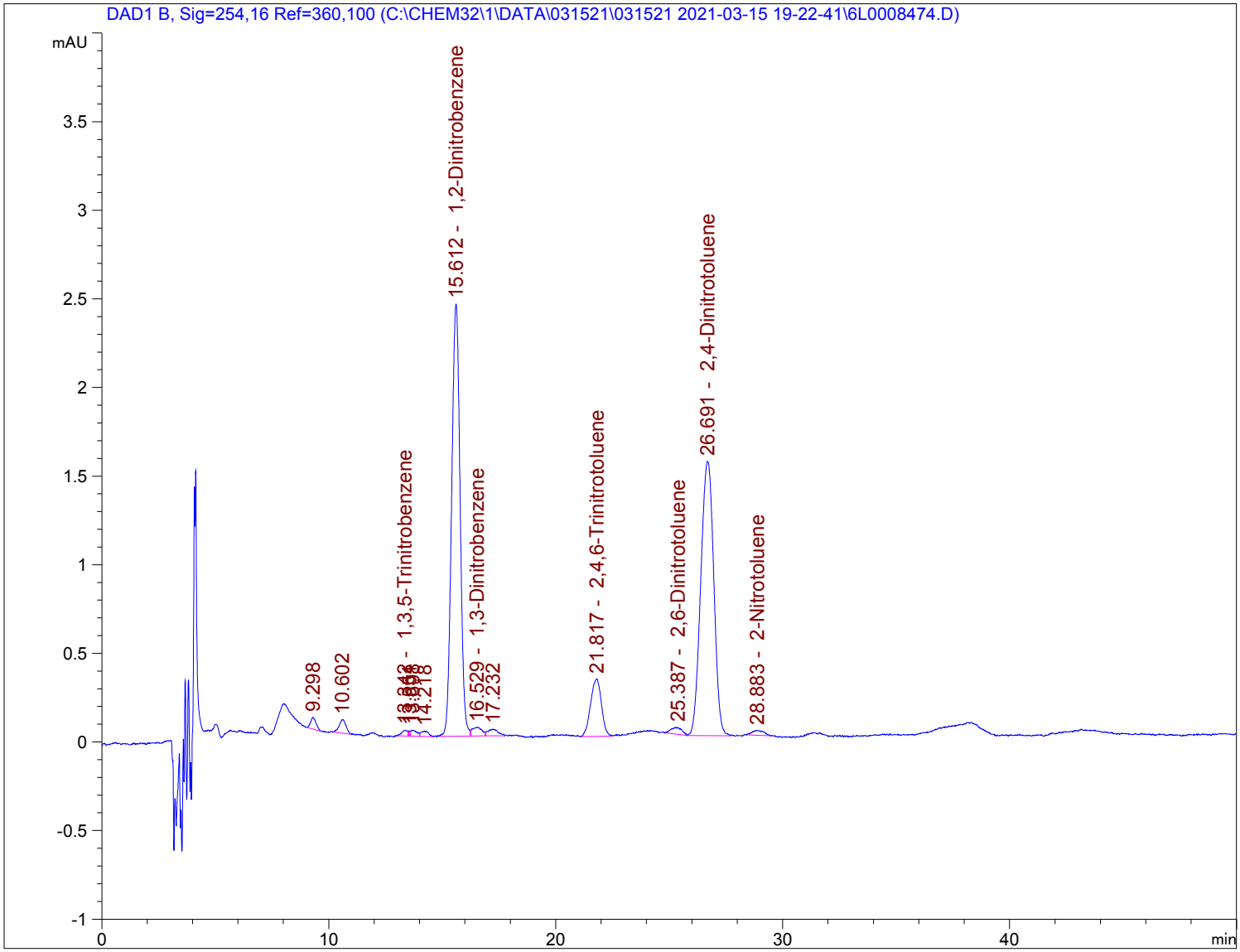

Data File C:\CHEM32\1\DATA\031521\031521 2021-03-15 19-22-41\6L0008474.D
Sample Name: M1C0514-32RE1

==========

Acq. Operator : JWR
Seq. Line : 32
Acq. Instrument : HPLC6
Location : 30
Injection Date : 3/16/2021 10:43:58 PM
Inj : 1
Inj Volume : 100.000 µl
Acq. Method : C:\Chem32\1\Data\031521\031521 2021-03-15 19-22-41\8330.M
Last changed : 3/15/2021 7:22:41 PM by JWR
Analysis Method : C:\CHEM32\1\METHODS\8330DATA.M
Last changed : 3/18/2021 11:07:20 AM by JWR
Method Info : OVD-SOP#HPLC02 : 8330 Calibration 23-MAY-2020

Sample Info : 1

==========

==========

External Standard Report

==========

Sorted By : Signal
Calib. Data Modified : 3/17/2021 10:41:50 PM
Multiplier : 1.0000
Dilution : 1.0000
Do not use Multiplier & Dilution Factor with ISTDs

Signal 1: DAD1 B, Sig=254,16 Ref=360,100

RetTime [min]	Type	Area [mAU*s]	Amt/Area	Amount [ug/L]	Grp	Name
8.392		-	-	-		HMX
12.732		-	-	-		RDX
13.342	BV	5.83975e-1	2.03598	1.18896		1,3,5-Trinitrobenzene
15.612	BV	62.94939	3.61821	227.76396		1,2-Dinitrobenzene
16.529	VV	1.50178	1.66149	2.49519		1,3-Dinitrobenzene
17.808		-	-	-		Nitrobenzene
21.817	VV	10.71461	2.32904	24.95477		2,4,6-Trinitrotoluene
22.623		-	-	-		Tetryl
25.387	VV	1.29207	3.53763	4.57088		2,6-Dinitrotoluene
26.691	VV	61.61830	1.82612	112.52216		2,4-Dinitrotoluene
28.883	VBA	9.89788e-1	3.86964	3.83012		2-Nitrotoluene
31.563		-	-	-		4-Nitrotoluene
33.864		-	-	-		3-Nitrotoluene
34.797		-	-	-		4-Amino-2,6-Dinitrotoluene
37.373		-	-	-		2-Amino-4,6-Dinitrotoluene

Totals : 377.32604

1 Warnings or Errors :

Warning : Calibrated compound(s) not found

==========

*** End of Report ***

Data File C:\CHEM32\1\DATA\031221\031221 2021-03-12 16-43-12\5L027858.D
Sample Name: M1C0514-33

==========

Acq. Operator : JWR
Seq. Line : 55
Acq. Instrument : HPLC5
Location : Vial 50
Injection Date : 3/13/2021 1:52:06 PM
Inj : 1
Inj Volume : 100 µl
Acq. Method : C:\Chem32\1\DATA\031221\031221 2021-03-12 16-43-12\8330PLUS-PETN.M
Last changed : 3/12/2021 4:43:06 PM by JWR
Analysis Method : C:\CHEM32\1\METHODS\8330PLUS-PETNDA.M
Last changed : 3/16/2021 9:31:30 PM by JWR
Method Info : OVD-SOP#HPLC02: 8330PLUS-PETN Calibration 02/16/2021

Sample Info : 1

==========

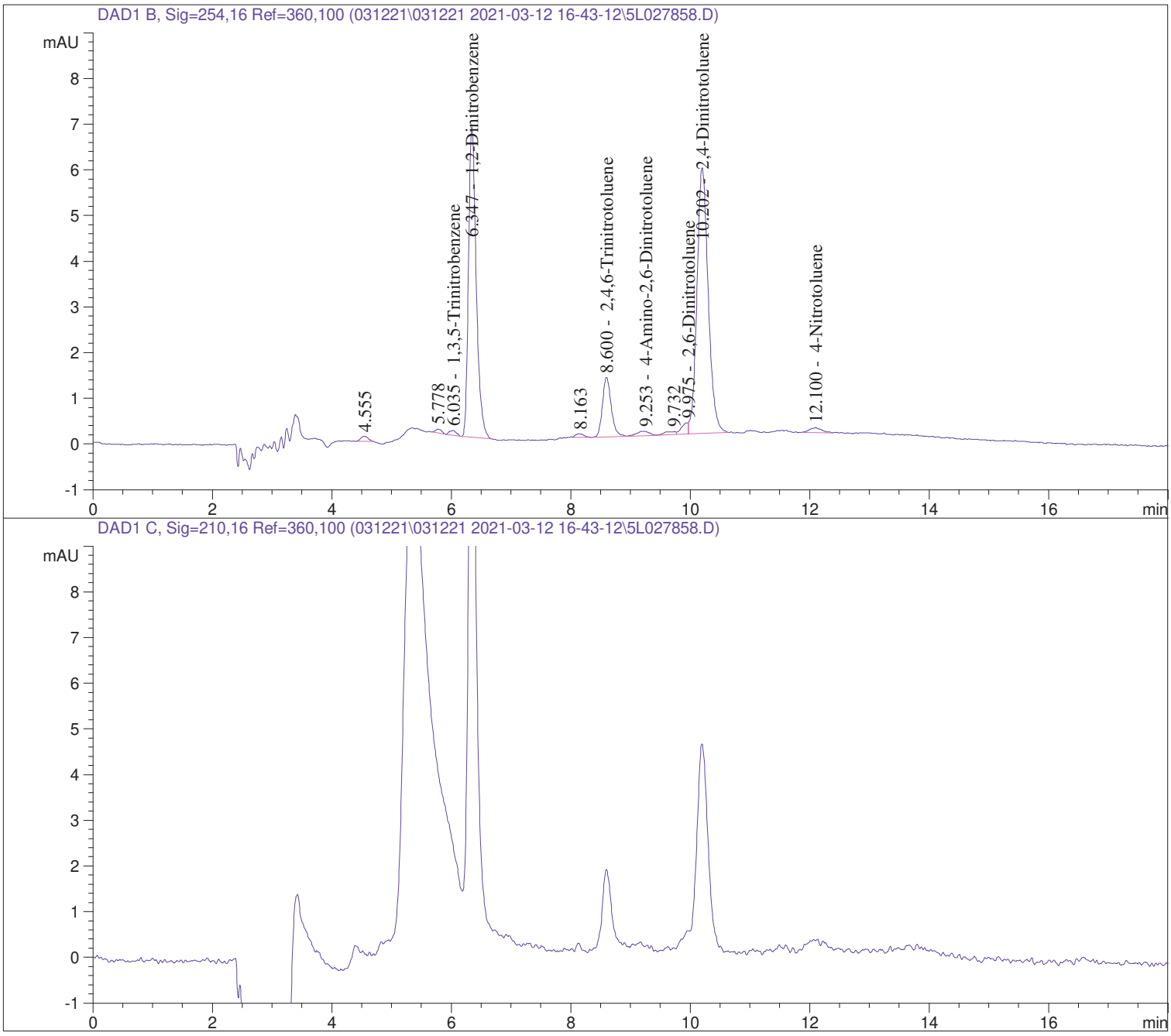

Data File C:\CHEM32\1\DATA\031221\031221 2021-03-12 16-43-12\5L027858.D
Sample Name: M1C0514-33

==========

Acq. Operator : JWR Seq. Line : 55
Acq. Instrument : HPLC5 Location : Vial 50
Injection Date : 3/13/2021 1:52:06 PM Inj : 1
Inj Volume : 100 µl
Acq. Method : C:\Chem32\1\DATA\031221\031221 2021-03-12 16-43-12\8330PLUS-PETN.M
Last changed : 3/12/2021 4:43:06 PM by JWR
Analysis Method : C:\CHEM32\1\METHODS\8330PLUS-PETNDA.M
Last changed : 3/16/2021 9:31:30 PM by JWR
Method Info : OVD-SOP#HPLC02: 8330PLUS-PETN Calibration 02/16/2021

Sample Info : 1

==========

==========

External Standard Report

==========

Sorted By : Signal
Calib. Data Modified : 3/16/2021 6:00:18 PM
Multiplier : 1.0000
Dilution : 1.0000
Use Multiplier & Dilution Factor with ISTDs

Signal 1: DAD1 B, Sig=254,16 Ref=360,100

RetTime [min]	Type	Area [mAU*s]	Amt/Area	Amount [ug/L]	Grp	Name
3.756		-	-	-		HMX
4.992		-	-	-		RDX
6.035	VV	8.92496e-1	2.46152	2.19690		1,3,5-Trinitrobenzene
6.347	VBA	60.94570	3.60195	219.52352		1,2-Dinitrobenzene
7.231		-	-	-		1,3-Dinitrobenzene
7.489		-	-	-		Tetryl
7.930		-	-	-		Nitrobenzene
8.600	BV	13.34982	2.50433	33.43242		2,4,6-Trinitrotoluene
9.253	VV	1.38853	3.91487	5.43591		4-Amino-2,6-Dinitrotoluene
9.597		-	-	-		2-Amino-4,6-Dinitrotoluene
9.975	VV	1.96254	3.08013	6.04486		2,6-Dinitrotoluene
10.202	VBA	76.17662	1.80714	137.66155		2,4-Dinitrotoluene
11.486		-	-	-		2-Nitrotoluene
12.100	BF	1.48272	5.36108	7.94900		4-Nitrotoluene
12.917		-	-	-		3-Nitrotoluene

Totals : 412.24416

Data File C:\CHEM32\1\DATA\031221\031221 2021-03-12 16-43-12\5L027858.D
Sample Name: M1C0514-33

==========

Acq. Operator : JWR
Seq. Line : 55
Acq. Instrument : HPLC5
Location : Vial 50
Injection Date : 3/13/2021 1:52:06 PM
Inj : 1
Inj Volume : 100 µl
Acq. Method : C:\Chem32\1\DATA\031221\031221 2021-03-12 16-43-12\8330PLUS-PETN.M
Last changed : 3/12/2021 4:43:06 PM by JWR
Analysis Method : C:\CHEM32\1\METHODS\8330PLUS-PETNDA.M
Last changed : 3/16/2021 9:31:30 PM by JWR
Method Info : OVD-SOP#HPLC02: 8330PLUS-PETN Calibration 02/16/2021

Sample Info : 1

==========

Signal 2: DAD1 C, Sig=210,16 Ref=360,100

RetTime [min]	Type	Area [mAU*s]	Amt/Area	Amount [ug/L]	Grp	Name
13.644		-	-	-		PETN

Totals : 0.00000

2 Warnings or Errors :

Warning : Calibration warnings (see calibration table listing)
Warning : Calibrated compound(s) not found

==========

*** End of Report ***

Data File C:\CHEM32\1\DATA\031521\031521 2021-03-15 19-22-41\6L0008475.D
Sample Name: M1C0514-33RE1

==========

Acq. Operator : JWR
Seq. Line : 33
Acq. Instrument : HPLC6
Location : 31
Injection Date : 3/16/2021 11:36:51 PM
Inj : 1
Inj Volume : 100.000 µl
Acq. Method : C:\Chem32\1\Data\031521\031521 2021-03-15 19-22-41\8330.M
Last changed : 3/15/2021 7:22:41 PM by JWR
Analysis Method : C:\CHEM32\1\METHODS\8330DATA.M
Last changed : 3/18/2021 11:21:50 AM by JWR
Method Info : OVD-SOP#HPLC02 : 8330 Calibration 23-MAY-2020

Sample Info : 1

==========

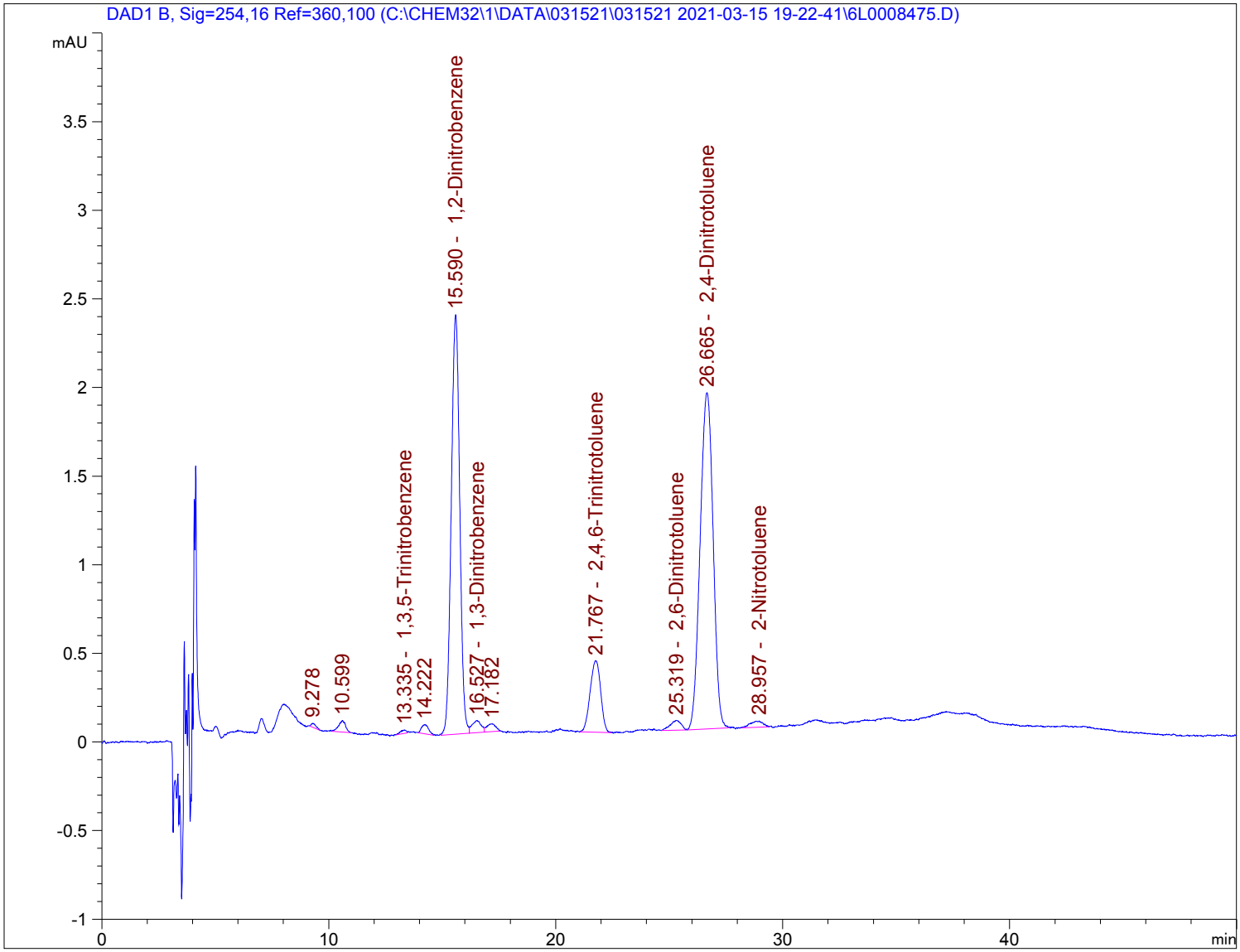

Data File C:\CHEM32\1\DATA\031521\031521 2021-03-15 19-22-41\6L0008475.D
Sample Name: M1C0514-33RE1

==========

Acq. Operator : JWR
Seq. Line : 33
Acq. Instrument : HPLC6
Location : 31
Injection Date : 3/16/2021 11:36:51 PM
Inj : 1
Inj Volume : 100.000 µl
Acq. Method : C:\Chem32\1\Data\031521\031521 2021-03-15 19-22-41\8330.M
Last changed : 3/15/2021 7:22:41 PM by JWR
Analysis Method : C:\CHEM32\1\METHODS\8330DATA.M
Last changed : 3/18/2021 11:21:50 AM by JWR
Method Info : OVD-SOP#HPLC02 : 8330 Calibration 23-MAY-2020

Sample Info : 1

==========

==========

External Standard Report

==========

Sorted By : Signal
Calib. Data Modified : 3/17/2021 10:41:50 PM
Multiplier : 1.0000
Dilution : 1.0000
Do not use Multiplier & Dilution Factor with ISTDs

Signal 1: DAD1 B, Sig=254,16 Ref=360,100

RetTime [min]	Type	Area [mAU*s]	Amt/Area	Amount [ug/L]	Grp	Name
8.392		-	-	-		HMX
12.732		-	-	-		RDX
13.335	BV	3.40922e-1	1.81437	6.18558e-1		1,3,5-Trinitrobenzene
15.590	VV	61.38079	3.61806	222.07964		1,2-Dinitrobenzene
16.527	VV	1.91647	1.65459	3.17099		1,3-Dinitrobenzene
17.808		-	-	-		Nitrobenzene
21.767	BV	13.10584	2.34193	30.69296		2,4,6-Trinitrotoluene
22.623		-	-	-		Tetryl
25.319	VV	1.82293	3.60517	6.57198		2,6-Dinitrotoluene
26.665	VV	75.46838	1.82772	137.93501		2,4-Dinitrotoluene
28.957	BV	1.34472	4.05224	5.44911		2-Nitrotoluene
31.563		-	-	-		4-Nitrotoluene
33.864		-	-	-		3-Nitrotoluene
34.797		-	-	-		4-Amino-2,6-Dinitrotoluene
37.373		-	-	-		2-Amino-4,6-Dinitrotoluene

Totals : 406.51824

1 Warnings or Errors :

Warning : Calibrated compound(s) not found

==========

*** End of Report ***

Data File C:\CHEM32\1\DATA\031221\031221 2021-03-12 16-43-12\5L027859.D
Sample Name: M1C0514-34

==========

Acq. Operator : JWR
Seq. Line : 56
Acq. Instrument : HPLC5
Location : Vial 51
Injection Date : 3/13/2021 2:15:22 PM
Inj : 1
Inj Volume : 100 µl
Acq. Method : C:\Chem32\1\DATA\031221\031221 2021-03-12 16-43-12\8330PLUS-PETN.M
Last changed : 3/12/2021 4:43:06 PM by JWR
Analysis Method : C:\CHEM32\1\METHODS\8330PLUS-PETNDA.M
Last changed : 3/16/2021 9:37:11 PM by JWR
Method Info : OVD-SOP#HPLC02: 8330PLUS-PETN Calibration 02/16/2021

Sample Info : 1

==========

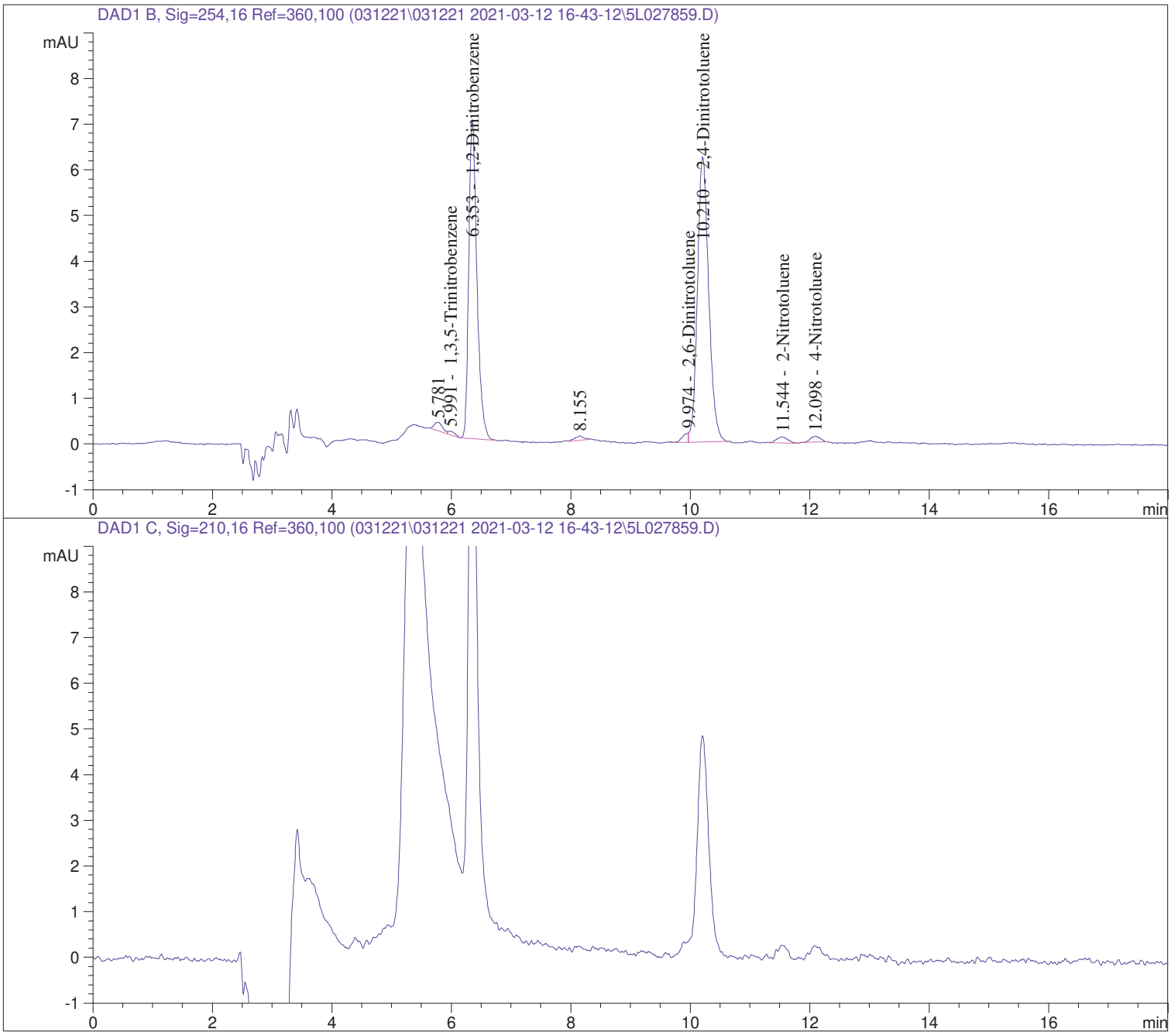

Data File C:\CHEM32\1\DATA\031221\031221 2021-03-12 16-43-12\5L027859.D
Sample Name: M1C0514-34

==========

Acq. Operator : JWR Seq. Line : 56
Acq. Instrument : HPLC5 Location : Vial 51
Injection Date : 3/13/2021 2:15:22 PM Inj : 1
Inj Volume : 100 µl
Acq. Method : C:\Chem32\1\DATA\031221\031221 2021-03-12 16-43-12\8330PLUS-PETN.M
Last changed : 3/12/2021 4:43:06 PM by JWR
Analysis Method : C:\CHEM32\1\METHODS\8330PLUS-PETNDA.M
Last changed : 3/16/2021 9:37:11 PM by JWR
Method Info : OVD-SOP#HPLC02: 8330PLUS-PETN Calibration 02/16/2021

Sample Info : 1

==========

==========

External Standard Report

==========

Sorted By : Signal
Calib. Data Modified : 3/16/2021 6:00:18 PM
Multiplier : 1.0000
Dilution : 1.0000
Use Multiplier & Dilution Factor with ISTDs

Signal 1: DAD1 B, Sig=254,16 Ref=360,100

RetTime [min]	Type	Area [mAU*s]	Amt/Area	Amount [ug/L]	Grp	Name
3.756		-	-	-		HMX
4.992		-	-	-		RDX
5.991	VBA	6.35959e-1	2.38614	1.51749		1,3,5-Trinitrobenzene
6.353	BBA	65.95358	3.60193	237.55991		1,2-Dinitrobenzene
7.231		-	-	-		1,3-Dinitrobenzene
7.489		-	-	-		Tetryl
7.930		-	-	-		Nitrobenzene
8.575		-	-	-		2,4,6-Trinitrotoluene
9.162		-	-	-		4-Amino-2,6-Dinitrotoluene
9.597		-	-	-		2-Amino-4,6-Dinitrotoluene
9.974	BV	1.35712	2.73282	3.70876		2,6-Dinitrotoluene
10.210	VV	81.76656	1.80781	147.81861		2,4-Dinitrotoluene
11.544	BV	1.65328	4.21635	6.97082		2-Nitrotoluene
12.098	BBA	1.56631	5.36685	8.40618		4-Nitrotoluene
12.917		-	-	-		3-Nitrotoluene

Totals : 405.98177

Data File C:\CHEM32\1\DATA\031221\031221 2021-03-12 16-43-12\5L027859.D
Sample Name: M1C0514-34

==========

Acq. Operator : JWR
Seq. Line : 56
Acq. Instrument : HPLC5
Location : Vial 51
Injection Date : 3/13/2021 2:15:22 PM
Inj : 1
Inj Volume : 100 µl
Acq. Method : C:\Chem32\1\DATA\031221\031221 2021-03-12 16-43-12\8330PLUS-PETN.M
Last changed : 3/12/2021 4:43:06 PM by JWR
Analysis Method : C:\CHEM32\1\METHODS\8330PLUS-PETNDA.M
Last changed : 3/16/2021 9:37:11 PM by JWR
Method Info : OVD-SOP#HPLC02: 8330PLUS-PETN Calibration 02/16/2021

Sample Info : 1

==========

Signal 2: DAD1 C, Sig=210,16 Ref=360,100

RetTime [min]	Type	Area [mAU*s]	Amt/Area	Amount [ug/L]	Grp	Name
13.644		-	-	-		PETN

Totals : 0.00000

2 Warnings or Errors :

Warning : Calibration warnings (see calibration table listing)
Warning : Calibrated compound(s) not found

==========

*** End of Report ***

Data File C:\CHEM32\1\DATA\031521\031521 2021-03-15 19-22-41\6L0008477.D
Sample Name: M1C0514-34RE1

==========

Acq. Operator : JWR
Seq. Line : 35
Acq. Instrument : HPLC6
Location : 32
Injection Date : 3/17/2021 1:22:33 AM
Inj : 1
Inj Volume : 100.000 µl
Acq. Method : C:\Chem32\1\Data\031521\031521 2021-03-15 19-22-41\8330.M
Last changed : 3/15/2021 7:22:41 PM by JWR
Analysis Method : C:\CHEM32\1\METHODS\8330DATA.M
Last changed : 3/18/2021 12:05:07 PM by JWR
Method Info : OVD-SOP#HPLC02 : 8330 Calibration 23-MAY-2020

Sample Info : 1

==========

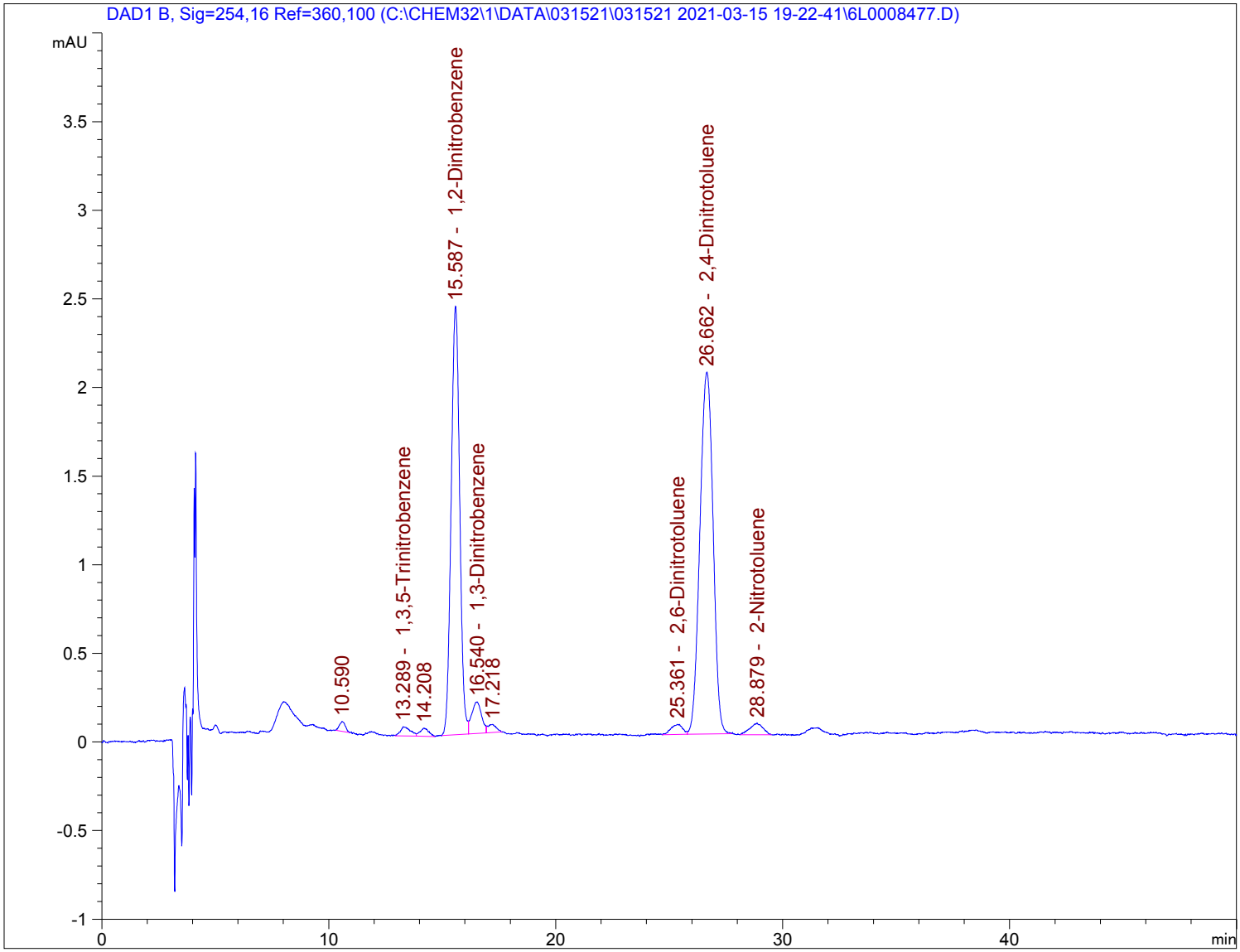

Data File C:\CHEM32\1\DATA\031521\031521 2021-03-15 19-22-41\6L0008477.D
Sample Name: M1C0514-34RE1

==========

Acq. Operator : JWR
Seq. Line : 35
Acq. Instrument : HPLC6
Location : 32
Injection Date : 3/17/2021 1:22:33 AM
Inj : 1
Inj Volume : 100.000 µl
Acq. Method : C:\Chem32\1\Data\031521\031521 2021-03-15 19-22-41\8330.M
Last changed : 3/15/2021 7:22:41 PM by JWR
Analysis Method : C:\CHEM32\1\METHODS\8330DATA.M
Last changed : 3/18/2021 12:05:07 PM by JWR
Method Info : OVD-SOP#HPLC02 : 8330 Calibration 23-MAY-2020

Sample Info : 1

==========

==========

External Standard Report

==========

Sorted By : Signal
Calib. Data Modified : 3/18/2021 11:32:28 AM
Multiplier : 1.0000
Dilution : 1.0000
Do not use Multiplier & Dilution Factor with ISTDs

Signal 1: DAD1 B, Sig=254,16 Ref=360,100

RetTime [min]	Type	Area [mAU*s]	Amt/Area	Amount [ug/L]	Grp	Name
8.341		-	-	-		HMX
12.657		-	-	-		RDX
13.289	VV	1.58736	2.23247	3.54373		1,3,5-Trinitrobenzene
15.587	BV	63.11181	3.61822	228.35255		1,2-Dinitrobenzene
16.540	VV	5.44830	1.63841	8.92654		1,3-Dinitrobenzene
17.732		-	-	-		Nitrobenzene
21.762		-	-	-		2,4,6-Trinitrotoluene
22.488		-	-	-		Tetryl
25.361	BV	2.03019	3.62195	7.35325		2,6-Dinitrotoluene
26.662	VV	82.42249	1.82832	150.69475		2,4-Dinitrotoluene
28.879	BBA	2.62792	4.30088	11.30238		2-Nitrotoluene
31.389		-	-	-		4-Nitrotoluene
33.734		-	-	-		3-Nitrotoluene
34.489		-	-	-		4-Amino-2,6-Dinitrotoluene
37.070		-	-	-		2-Amino-4,6-Dinitrotoluene

Totals : 410.17319

1 Warnings or Errors :

Warning : Calibrated compound(s) not found

==========

*** End of Report ***

Data File C:\CHEM32\1\DATA\031221\031221 2021-03-12 16-43-12\5L027860.D
Sample Name: M1C0514-35

==========

Acq. Operator : JWR
Seq. Line : 57
Acq. Instrument : HPLC5
Location : Vial 52
Injection Date : 3/13/2021 2:38:35 PM
Inj : 1
Inj Volume : 100 µl
Acq. Method : C:\Chem32\1\DATA\031221\031221 2021-03-12 16-43-12\8330PLUS-PETN.M
Last changed : 3/12/2021 4:43:06 PM by JWR
Analysis Method : C:\CHEM32\1\METHODS\8330PLUS-PETNDA.M
Last changed : 3/16/2021 9:44:52 PM by JWR
Method Info : OVD-SOP#HPLC02: 8330PLUS-PETN Calibration 02/16/2021

Sample Info : 1

==========

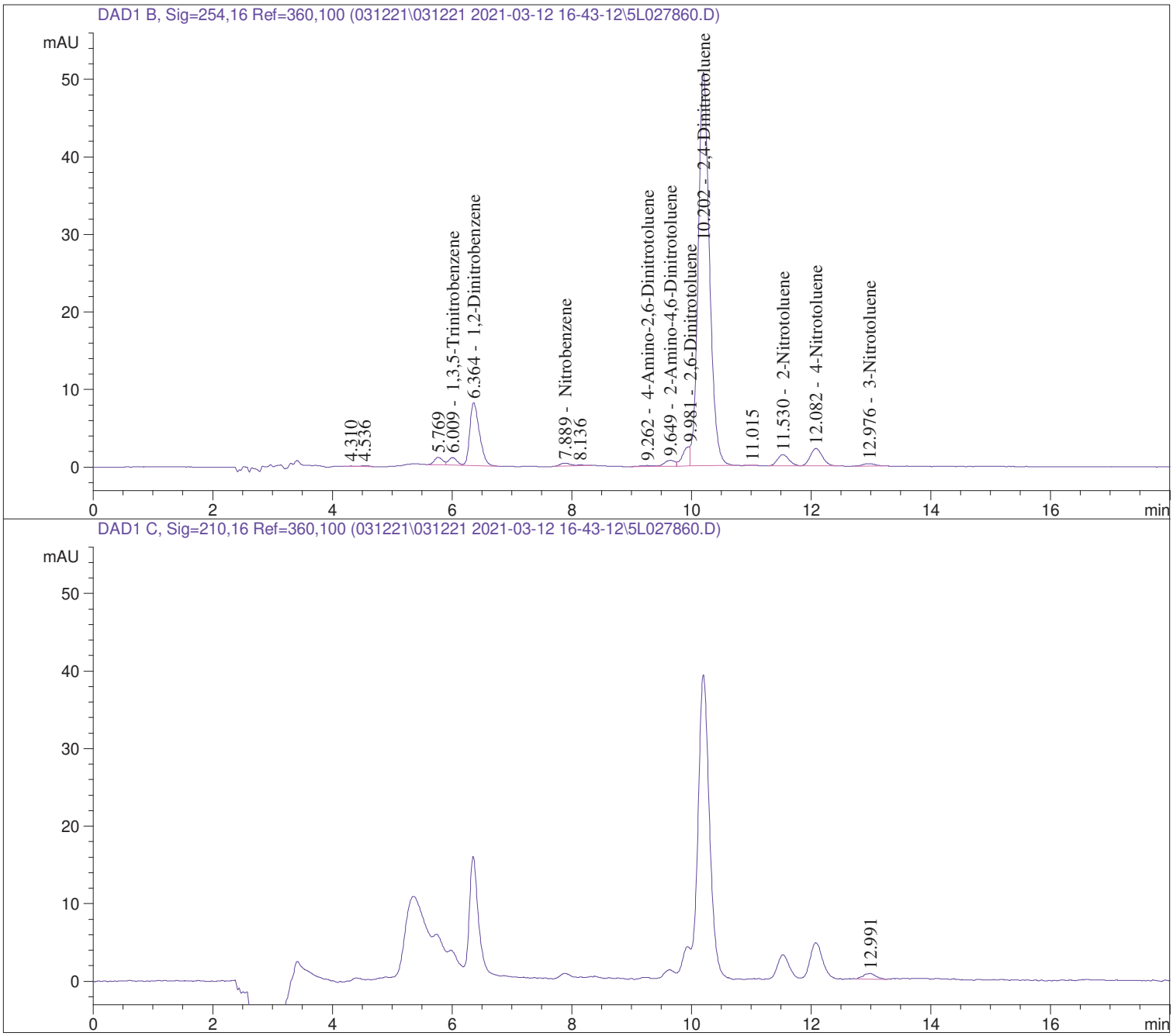

Data File C:\CHEM32\1\DATA\031221\031221 2021-03-12 16-43-12\5L027860.D
Sample Name: M1C0514-35

==========

Acq. Operator : JWR
Seq. Line : 57
Acq. Instrument : HPLC5
Location : Vial 52
Injection Date : 3/13/2021 2:38:35 PM
Inj : 1
Inj Volume : 100 µl
Acq. Method : C:\Chem32\1\DATA\031221\031221 2021-03-12 16-43-12\8330PLUS-PETN.M
Last changed : 3/12/2021 4:43:06 PM by JWR
Analysis Method : C:\CHEM32\1\METHODS\8330PLUS-PETNDA.M
Last changed : 3/16/2021 9:44:52 PM by JWR
Method Info : OVD-SOP#HPLC02: 8330PLUS-PETN Calibration 02/16/2021

Sample Info : 1

==========

==========

External Standard Report

==========

Sorted By : Signal
Calib. Data Modified : 3/16/2021 6:00:18 PM
Multiplier : 1.0000
Dilution : 1.0000
Use Multiplier & Dilution Factor with ISTDs

Signal 1: DAD1 B, Sig=254,16 Ref=360,100

RetTime [min]	Type	Area [mAU*s]	Amt/Area	Amount [ug/L]	Grp	Name
3.756		-	-	-		HMX
4.992		-	-	-		RDX
6.009	VV	9.67093	2.63114	25.44559		1,3,5-Trinitrobenzene
6.364	VBA	91.43443	3.60183	329.33170		1,2-Dinitrobenzene
7.231		-	-	-		1,3-Dinitrobenzene
7.489		-	-	-		Tetryl
7.889	BV	4.78219	2.60106	12.43875		Nitrobenzene
8.575		-	-	-		2,4,6-Trinitrotoluene
9.262	BV	1.82997	4.03517	7.38422		4-Amino-2,6-Dinitrotoluene
9.649	VV	9.23263	3.06754	28.32146		2-Amino-4,6-Dinitrotoluene
9.981	VV	21.15628	3.78643	80.10682		2,6-Dinitrotoluene
10.202	VBA	663.43927	1.81589	1204.73397		2,4-Dinitrotoluene
11.530	BV	19.81948	4.56847	90.54474		2-Nitrotoluene
12.082	VBA	31.91123	5.46415	174.36778		4-Nitrotoluene
12.976	BBA	4.56963	4.04174	18.46923		3-Nitrotoluene

Totals : 1971.14425

Data File C:\CHEM32\1\DATA\031221\031221 2021-03-12 16-43-12\5L027860.D
Sample Name: M1C0514-35

==========

Acq. Operator : JWR
Seq. Line : 57
Acq. Instrument : HPLC5
Location : Vial 52
Injection Date : 3/13/2021 2:38:35 PM
Inj : 1
Inj Volume : 100 µl
Acq. Method : C:\Chem32\1\DATA\031221\031221 2021-03-12 16-43-12\8330PLUS-PETN.M
Last changed : 3/12/2021 4:43:06 PM by JWR
Analysis Method : C:\CHEM32\1\METHODS\8330PLUS-PETNDA.M
Last changed : 3/16/2021 9:44:52 PM by JWR
Method Info : OVD-SOP#HPLC02: 8330PLUS-PETN Calibration 02/16/2021

Sample Info : 1

==========

Signal 2: DAD1 C, Sig=210,16 Ref=360,100

RetTime [min]	Type	Area [mAU*s]	Amt/Area	Amount [ug/L]	Grp	Name
13.644		-	-	-		PETN

Totals : 0.00000

2 Warnings or Errors :

Warning : Calibration warnings (see calibration table listing)
Warning : Calibrated compound(s) not found

==========

*** End of Report ***

Data File C:\CHEM32\1\DATA\031521\031521 2021-03-15 19-22-41\6L0008478.D
Sample Name: M1C0514-35RE1

==========

Acq. Operator : JWR
Seq. Line : 36
Acq. Instrument : HPLC6
Location : 33
Injection Date : 3/17/2021 2:15:24 AM
Inj : 1
Inj Volume : 100.000 µl
Acq. Method : C:\Chem32\1\Data\031521\031521 2021-03-15 19-22-41\8330.M
Last changed : 3/15/2021 7:22:41 PM by JWR
Analysis Method : C:\CHEM32\1\METHODS\8330DATA.M
Last changed : 3/18/2021 12:12:06 PM by JWR
Method Info : OVD-SOP#HPLC02 : 8330 Calibration 23-MAY-2020

Sample Info : 1

==========

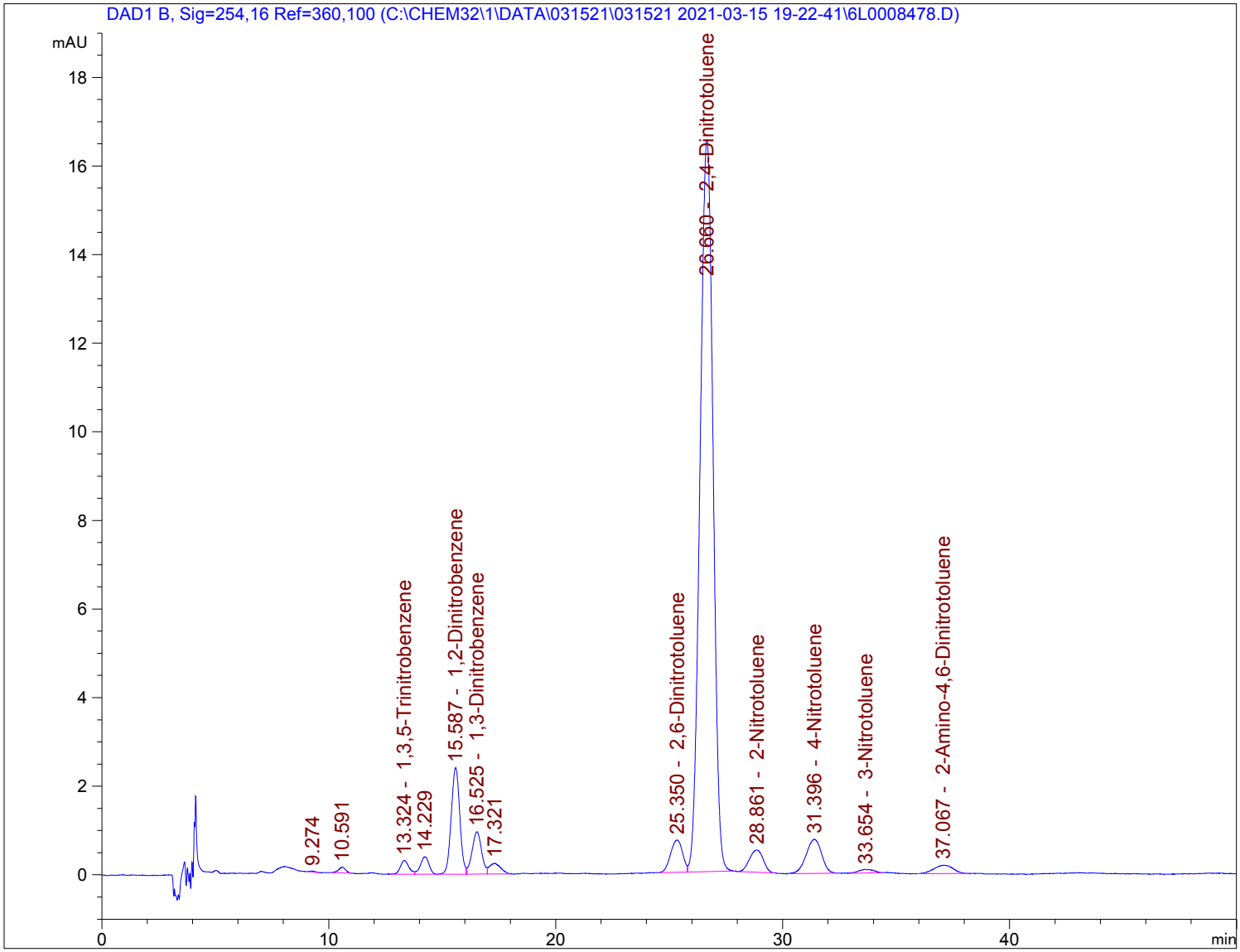

Data File C:\CHEM32\1\DATA\031521\031521 2021-03-15 19-22-41\6L0008478.D
Sample Name: M1C0514-35RE1

==========

Acq. Operator : JWR
Seq. Line : 36
Acq. Instrument : HPLC6
Location : 33
Injection Date : 3/17/2021 2:15:24 AM
Inj : 1
Inj Volume : 100.000 µl
Acq. Method : C:\Chem32\1\Data\031521\031521 2021-03-15 19-22-41\8330.M
Last changed : 3/15/2021 7:22:41 PM by JWR
Analysis Method : C:\CHEM32\1\METHODS\8330DATA.M
Last changed : 3/18/2021 12:12:06 PM by JWR
Method Info : OVD-SOP#HPLC02 : 8330 Calibration 23-MAY-2020

Sample Info : 1

==========

==========

External Standard Report

==========

Sorted By : Signal
Calib. Data Modified : 3/18/2021 11:32:28 AM
Multiplier : 1.0000
Dilution : 1.0000
Do not use Multiplier & Dilution Factor with ISTDs

Signal 1: DAD1 B, Sig=254,16 Ref=360,100

RetTime [min]	Type	Area [mAU*s]	Amt/Area	Amount [ug/L]	Grp	Name
8.341		-	-	-		HMX
12.657		-	-	-		RDX
13.324	BV	8.08249	2.32437	18.78669		1,3,5-Trinitrobenzene
15.587	VV	63.27438	3.61824	228.94166		1,2-Dinitrobenzene
16.525	VV	27.67001	1.63136	45.13963		1,3-Dinitrobenzene
17.732		-	-	-		Nitrobenzene
21.762		-	-	-		2,4,6-Trinitrotoluene
22.488		-	-	-		Tetryl
25.350	BV	26.77069	3.75835	100.61375		2,6-Dinitrotoluene
26.660	VB	657.23169	1.83403	1205.38399		2,4-Dinitrotoluene
28.861	BBA	21.10701	4.52900	95.59371		2-Nitrotoluene
31.396	VBA	36.35086	5.42024	197.03025		4-Nitrotoluene
33.654	VBA	3.65184	3.84469	14.04020		3-Nitrotoluene
34.489		-	-	-		4-Amino-2,6-Dinitrotoluene
37.067	BV	11.37406	2.73904	31.15404		2-Amino-4,6-Dinitrotoluene

Totals : 1936.68392

1 Warnings or Errors :

Warning : Calibrated compound(s) not found

==========

*** End of Report ***

Data File C:\CHEM32\1\DATA\031221\031221 2021-03-12 16-43-12\5L027861.D
Sample Name: M1C0514-36

==========

Acq. Operator : JWR
Seq. Line : 58
Acq. Instrument : HPLC5
Location : Vial 53
Injection Date : 3/13/2021 3:01:48 PM
Inj : 1
Inj Volume : 100 µl
Acq. Method : C:\Chem32\1\DATA\031221\031221 2021-03-12 16-43-12\8330PLUS-PETN.M
Last changed : 3/12/2021 4:43:06 PM by JWR
Analysis Method : C:\CHEM32\1\METHODS\8330PLUS-PETNDA.M
Last changed : 3/16/2021 9:50:52 PM by JWR
Method Info : OVD-SOP#HPLC02: 8330PLUS-PETN Calibration 02/16/2021

Sample Info : 1

==========

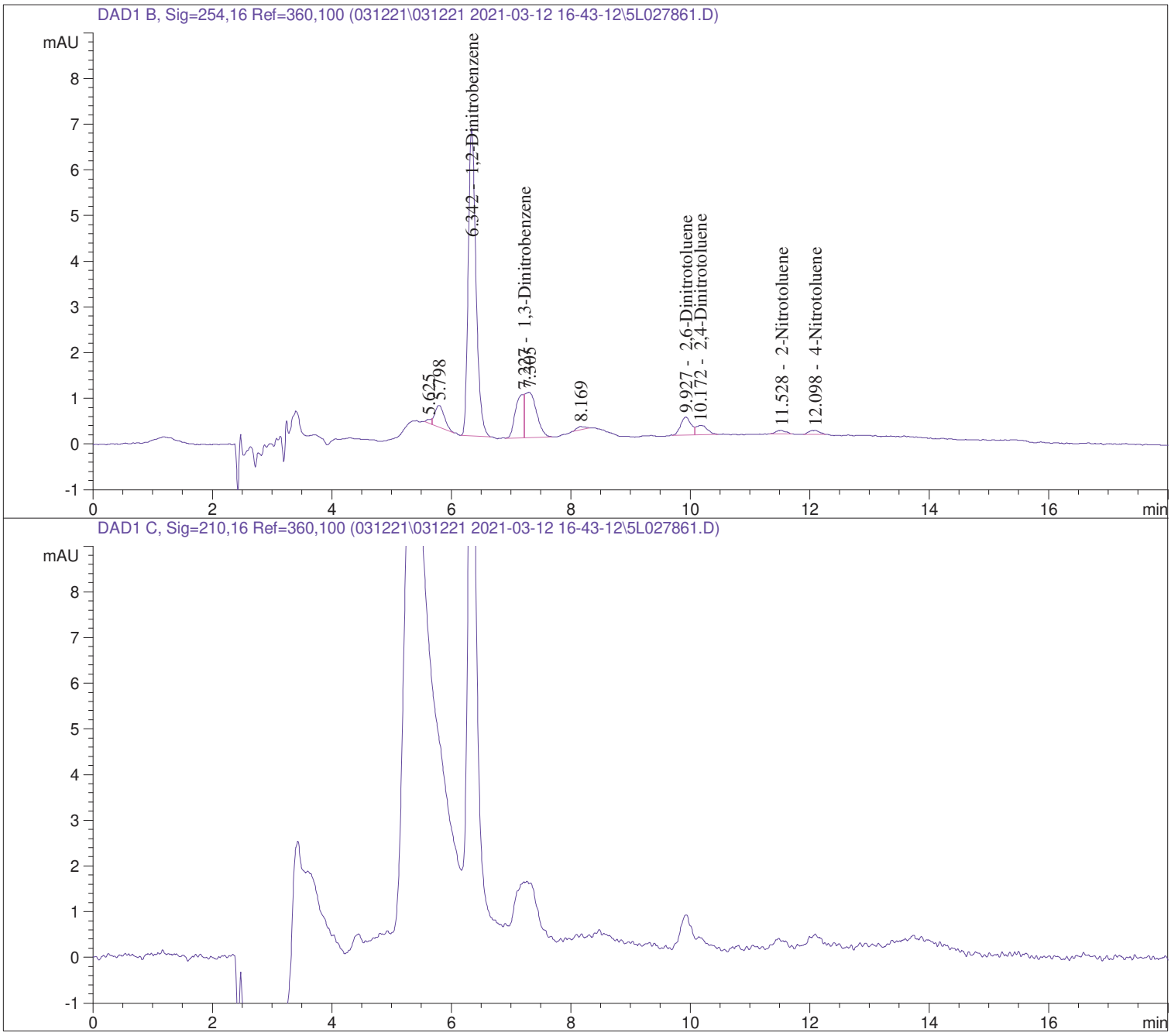

Data File C:\CHEM32\1\DATA\031221\031221 2021-03-12 16-43-12\5L027861.D
Sample Name: M1C0514-36

==========

Acq. Operator : JWR Seq. Line : 58
Acq. Instrument : HPLC5 Location : Vial 53
Injection Date : 3/13/2021 3:01:48 PM Inj : 1
Inj Volume : 100 µl
Acq. Method : C:\Chem32\1\DATA\031221\031221 2021-03-12 16-43-12\8330PLUS-PETN.M
Last changed : 3/12/2021 4:43:06 PM by JWR
Analysis Method : C:\CHEM32\1\METHODS\8330PLUS-PETNDA.M
Last changed : 3/16/2021 9:50:52 PM by JWR
Method Info : OVD-SOP#HPLC02: 8330PLUS-PETN Calibration 02/16/2021

Sample Info : 1

==========

==========

External Standard Report

==========

Sorted By : Signal
Calib. Data Modified : 3/16/2021 6:00:18 PM
Multiplier : 1.0000
Dilution : 1.0000
Use Multiplier & Dilution Factor with ISTDs

Signal 1: DAD1 B, Sig=254,16 Ref=360,100

RetTime [min]	Type	Area [mAU*s]	Amt/Area	Amount [ug/L]	Grp	Name
3.756		-	-	-		HMX
4.992		-	-	-		RDX
6.079		-	-	-		1,3,5-Trinitrobenzene
6.342	BBA	60.68979	3.60195	218.60181		1,2-Dinitrobenzene
7.227	VV	9.56381	1.73555	16.59848		1,3-Dinitrobenzene
7.489		-	-	-		Tetryl
7.930		-	-	-		Nitrobenzene
8.575		-	-	-		2,4,6-Trinitrotoluene
9.162		-	-	-		4-Amino-2,6-Dinitrotoluene
9.597		-	-	-		2-Amino-4,6-Dinitrotoluene
9.927	BV	4.74335	3.53654	16.77505		2,6-Dinitrotoluene
10.172	VBA	2.68307	1.53620	4.12174		2,4-Dinitrotoluene
11.528	BBA	9.09519e-1	3.90218	3.54911		2-Nitrotoluene
12.098	BBA	1.09310	5.32256	5.81810		4-Nitrotoluene
12.917		-	-	-		3-Nitrotoluene

Totals : 265.46429

Data File C:\CHEM32\1\DATA\031221\031221 2021-03-12 16-43-12\5L027861.D
Sample Name: M1C0514-36

==========

Acq. Operator : JWR
Seq. Line : 58
Acq. Instrument : HPLC5
Location : Vial 53
Injection Date : 3/13/2021 3:01:48 PM
Inj : 1
Inj Volume : 100 µl
Acq. Method : C:\Chem32\1\DATA\031221\031221 2021-03-12 16-43-12\8330PLUS-PETN.M
Last changed : 3/12/2021 4:43:06 PM by JWR
Analysis Method : C:\CHEM32\1\METHODS\8330PLUS-PETNDA.M
Last changed : 3/16/2021 9:50:52 PM by JWR
Method Info : OVD-SOP#HPLC02: 8330PLUS-PETN Calibration 02/16/2021

Sample Info : 1

==========

Signal 2: DAD1 C, Sig=210,16 Ref=360,100

RetTime [min]	Type	Area [mAU*s]	Amt/Area	Amount [ug/L]	Grp	Name
13.644		-	-	-		PETN

Totals : 0.00000

2 Warnings or Errors :

Warning : Calibration warnings (see calibration table listing)
Warning : Calibrated compound(s) not found

==========

*** End of Report ***

Data File C:\CHEM32\1\DATA\031221\031221 2021-03-12 16-43-12\5L027862.D
Sample Name: M1C0514-37

==========

Acq. Operator : JWR
Seq. Line : 59
Acq. Instrument : HPLC5
Location : Vial 54
Injection Date : 3/13/2021 3:24:59 PM
Inj : 1
Inj Volume : 100 µl
Acq. Method : C:\Chem32\1\DATA\031221\031221 2021-03-12 16-43-12\8330PLUS-PETN.M
Last changed : 3/12/2021 4:43:06 PM by JWR
Analysis Method : C:\CHEM32\1\METHODS\8330PLUS-PETNDA.M
Last changed : 3/16/2021 10:07:06 PM by JWR
Method Info : OVD-SOP#HPLC02: 8330PLUS-PETN Calibration 02/16/2021

Sample Info : 1

==========

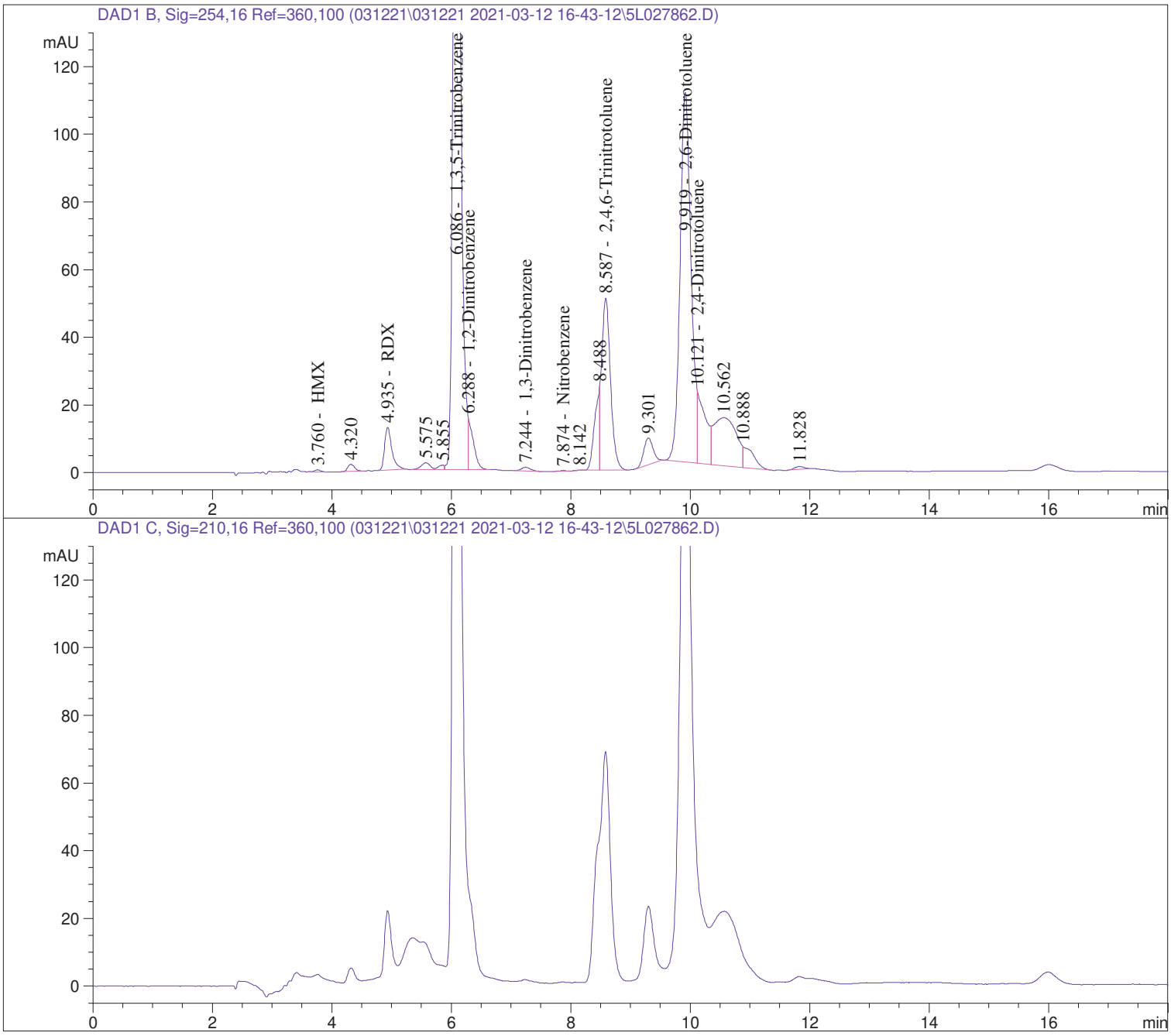

Data File C:\CHEM32\1\DATA\031221\031221 2021-03-12 16-43-12\5L027862.D
Sample Name: M1C0514-37

==========

Acq. Operator : JWR Seq. Line : 59
Acq. Instrument : HPLC5 Location : Vial 54
Injection Date : 3/13/2021 3:24:59 PM Inj : 1
Inj Volume : 100 µl
Acq. Method : C:\Chem32\1\DATA\031221\031221 2021-03-12 16-43-12\8330PLUS-PETN.M
Last changed : 3/12/2021 4:43:06 PM by JWR
Analysis Method : C:\CHEM32\1\METHODS\8330PLUS-PETNDA.M
Last changed : 3/16/2021 10:07:06 PM by JWR
Method Info : OVD-SOP#HPLC02: 8330PLUS-PETN Calibration 02/16/2021

Sample Info : 1

==========

==========

External Standard Report

==========

Sorted By : Signal
Calib. Data Modified : 3/16/2021 6:00:18 PM
Multiplier : 1.0000
Dilution : 1.0000
Use Multiplier & Dilution Factor with ISTDs

Signal 1: DAD1 B, Sig=254,16 Ref=360,100

RetTime [min]	Type	Area [mAU*s]	Amt/Area	Amount [ug/L]	Grp	Name
3.760	BBA	5.08829	5.83981	29.71462		HMX
4.935	BBA	106.25594	5.18588	551.03018		RDX
6.086	VF	2279.33057	2.64831	6036.38274		1,3,5-Trinitrobenzene
6.288	VBA	88.95584	3.60184	320.40483		1,2-Dinitrobenzene
7.244	BBA	12.91484	1.74810	22.57643		1,3-Dinitrobenzene
7.489		-	-	-		Tetryl
7.874	BV	1.36448	2.51006	3.42492		Nitrobenzene
8.587	VV	523.49127	2.56166	1341.00902		2,4,6-Trinitrotoluene
9.162		-	-	-		4-Amino-2,6-Dinitrotoluene
9.597		-	-	-		2-Amino-4,6-Dinitrotoluene
9.919	BF	1391.70923	3.85755	5368.59230		2,6-Dinitrotoluene
10.121	VV	208.73839	1.81342	378.52993		2,4-Dinitrotoluene
11.486		-	-	-		2-Nitrotoluene
12.034		-	-	-		4-Nitrotoluene
12.917		-	-	-		3-Nitrotoluene

Totals : 1.40517e4

Data File C:\CHEM32\1\DATA\031221\031221 2021-03-12 16-43-12\5L027862.D
Sample Name: M1C0514-37

==========

Acq. Operator : JWR
Seq. Line : 59
Acq. Instrument : HPLC5
Location : Vial 54
Injection Date : 3/13/2021 3:24:59 PM
Inj : 1
Inj Volume : 100 µl
Acq. Method : C:\Chem32\1\DATA\031221\031221 2021-03-12 16-43-12\8330PLUS-PETN.M
Last changed : 3/12/2021 4:43:06 PM by JWR
Analysis Method : C:\CHEM32\1\METHODS\8330PLUS-PETNDA.M
Last changed : 3/16/2021 10:07:06 PM by JWR
Method Info : OVD-SOP#HPLC02: 8330PLUS-PETN Calibration 02/16/2021

Sample Info : 1

==========

Signal 2: DAD1 C, Sig=210,16 Ref=360,100

RetTime [min]	Type	Area [mAU*s]	Amt/Area	Amount [ug/L]	Grp	Name
13.644		-	-	-		PETN

Totals : 0.00000

2 Warnings or Errors :

Warning : Calibration warnings (see calibration table listing)
Warning : Calibrated compound(s) not found

==========

*** End of Report ***

Data File C:\CHEM32\1\DATA\031521\031521 2021-03-15 18-21-17\5L027867.D
Sample Name: M1C0514-37RE1@5

==========

Acq. Operator : JWR
Seq. Line : 2
Acq. Instrument : HPLC5
Location : Vial 2
Injection Date : 3/15/2021 6:47:23 PM
Inj : 1
Inj Volume : 100 µl
Acq. Method : C:\Chem32\1\DATA\031521\031521 2021-03-15 18-21-17\8330PLUS-PETN.M
Last changed : 3/15/2021 6:21:07 PM by JWR
Analysis Method : C:\CHEM32\1\METHODS\8330PLUS-PETNDA.M
Last changed : 3/17/2021 1:54:18 PM by JWR
Method Info : OVD-SOP#HPLC02: 8330PLUS-PETN Calibration 02/16/2021

Sample Info : 5

==========

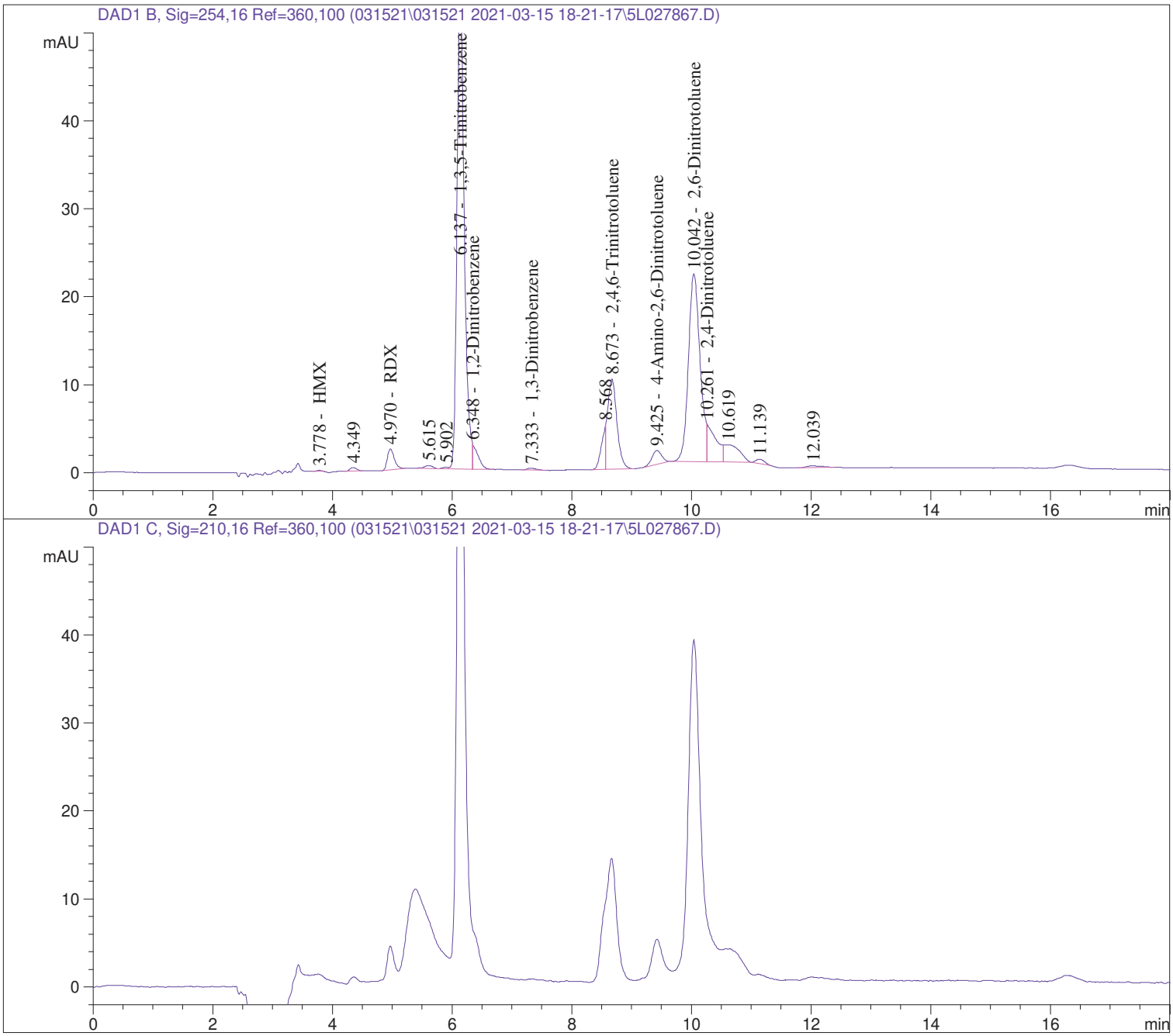

Data File C:\CHEM32\1\DATA\031521\031521 2021-03-15 18-21-17\5L027867.D
Sample Name: M1C0514-37RE1@5

==========

Acq. Operator : JWR
Seq. Line : 2
Acq. Instrument : HPLC5
Location : Vial 2
Injection Date : 3/15/2021 6:47:23 PM
Inj : 1
Inj Volume : 100 µl
Acq. Method : C:\Chem32\1\DATA\031521\031521 2021-03-15 18-21-17\8330PLUS-PETN.M
Last changed : 3/15/2021 6:21:07 PM by JWR
Analysis Method : C:\CHEM32\1\METHODS\8330PLUS-PETNDA.M
Last changed : 3/17/2021 1:54:18 PM by JWR
Method Info : OVD-SOP#HPLC02: 8330PLUS-PETN Calibration 02/16/2021

Sample Info : 5

==========

==========

External Standard Report

==========

Sorted By : Signal
Calib. Data Modified : 3/17/2021 12:58:03 PM
Multiplier : 1.0000
Dilution : 1.0000
Use Multiplier & Dilution Factor with ISTDs

Signal 1: DAD1 B, Sig=254,16 Ref=360,100

RetTime [min]	Type	Area [mAU*s]	Amt/Area	Amount [ug/L]	Grp	Name
3.778	BBA	7.92122e-1	3.57399	2.83103		HMX
4.970	BV	19.73256	5.53257	109.17184		RDX
6.137	VF	465.35217	2.64803	1232.26588		1,3,5-Trinitrobenzene
6.348	VBA	17.57332	3.60282	63.31357		1,2-Dinitrobenzene
7.333	BBA	2.34842	1.58696	3.72686		1,3-Dinitrobenzene
7.606		-	-	-		Tetryl
8.046		-	-	-		Nitrobenzene
8.673	VV	111.56963	2.55613	285.18596		2,4,6-Trinitrotoluene
9.425	BBA	17.91371	4.37492	78.37100		4-Amino-2,6-Dinitrotoluene
9.792		-	-	-		2-Amino-4,6-Dinitrotoluene
10.042	BF	288.68680	3.85336	1112.41372		2,6-Dinitrotoluene
10.261	VV	47.04177	1.80101	84.72272		2,4-Dinitrotoluene
11.683		-	-	-		2-Nitrotoluene
12.244		-	-	-		4-Nitrotoluene
13.146		-	-	-		3-Nitrotoluene

Totals : 2972.00258

Data File C:\CHEM32\1\DATA\031521\031521 2021-03-15 18-21-17\5L027867.D
Sample Name: M1C0514-37RE1@5

==========

Acq. Operator : JWR
Seq. Line : 2
Acq. Instrument : HPLC5
Location : Vial 2
Injection Date : 3/15/2021 6:47:23 PM
Inj : 1
Inj Volume : 100 µl
Acq. Method : C:\Chem32\1\DATA\031521\031521 2021-03-15 18-21-17\8330PLUS-PETN.M
Last changed : 3/15/2021 6:21:07 PM by JWR
Analysis Method : C:\CHEM32\1\METHODS\8330PLUS-PETNDA.M
Last changed : 3/17/2021 1:54:18 PM by JWR
Method Info : OVD-SOP#HPLC02: 8330PLUS-PETN Calibration 02/16/2021

Sample Info : 5

==========

Signal 2: DAD1 C, Sig=210,16 Ref=360,100

RetTime [min]	Type	Area [mAU*s]	Amt/Area	Amount [ug/L]	Grp	Name
13.860		-	-	-		PETN

Totals : 0.00000

1 Warnings or Errors :

Warning : Calibrated compound(s) not found

==========

*** End of Report ***

Data File C:\CHEM32\1\DATA\031521\031521 2021-03-15 19-22-41\6L0008479.D
Sample Name: M1C0514-37RE2

==========

Acq. Operator : JWR
Seq. Line : 37
Acq. Instrument : HPLC6
Location : 34
Injection Date : 3/17/2021 3:08:27 AM
Inj : 1
Inj Volume : 100.000 µl
Acq. Method : C:\Chem32\1\Data\031521\031521 2021-03-15 19-22-41\8330.M
Last changed : 3/15/2021 7:22:41 PM by JWR
Analysis Method : C:\CHEM32\1\METHODS\8330DATA.M
Last changed : 3/18/2021 12:24:02 PM by JWR
Method Info : OVD-SOP#HPLC02 : 8330 Calibration 23-MAY-2020

Sample Info : 1

==========

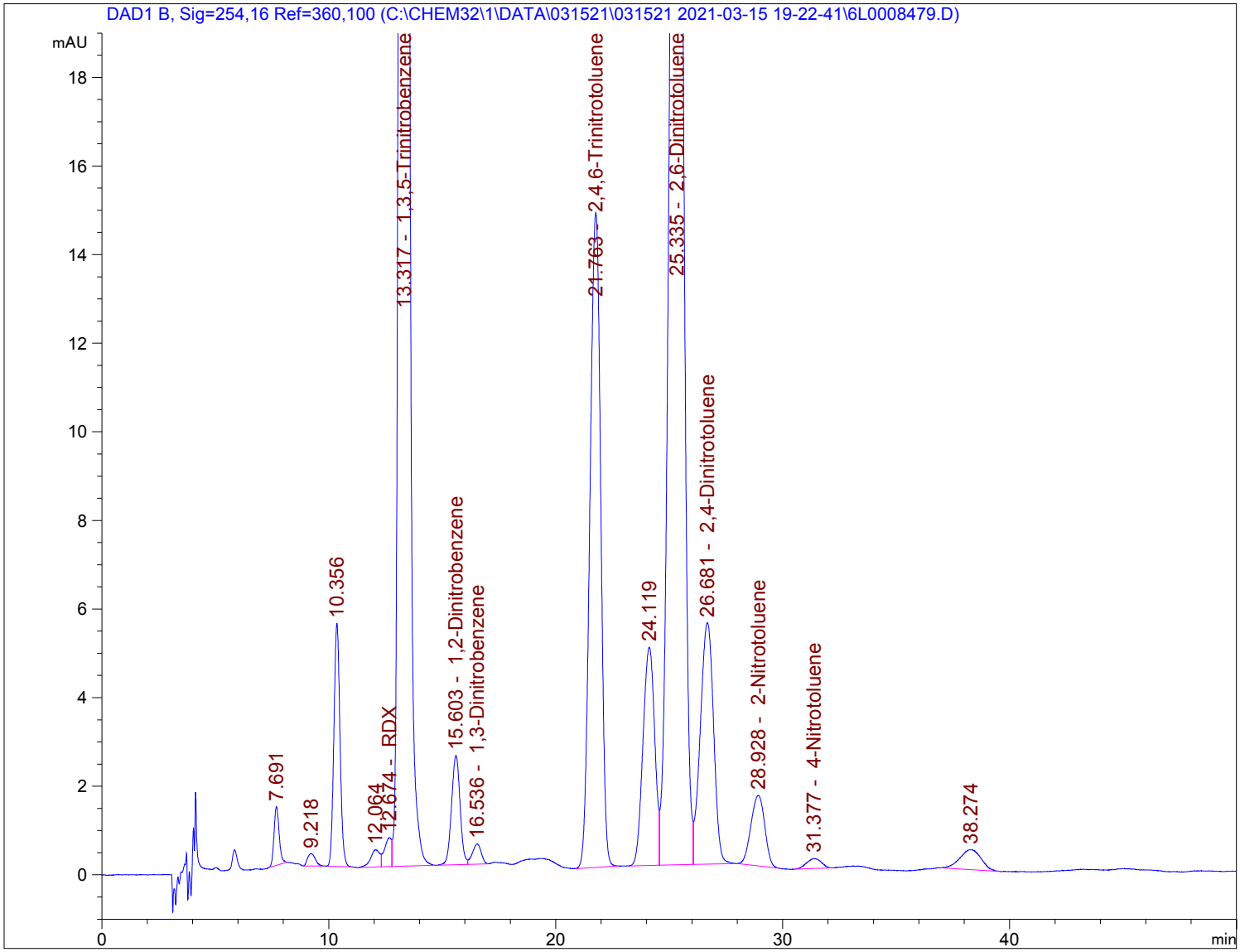

Data File C:\CHEM32\1\DATA\031521\031521 2021-03-15 19-22-41\6L0008479.D
Sample Name: M1C0514-37RE2

==========

Acq. Operator : JWR
Seq. Line : 37
Acq. Instrument : HPLC6
Location : 34
Injection Date : 3/17/2021 3:08:27 AM
Inj : 1
Inj Volume : 100.000 µl
Acq. Method : C:\Chem32\1\Data\031521\031521 2021-03-15 19-22-41\8330.M
Last changed : 3/15/2021 7:22:41 PM by JWR
Analysis Method : C:\CHEM32\1\METHODS\8330DATA.M
Last changed : 3/18/2021 12:24:02 PM by JWR
Method Info : OVD-SOP#HPLC02 : 8330 Calibration 23-MAY-2020

Sample Info : 1

==========

==========

External Standard Report

==========

Sorted By : Signal
Calib. Data Modified : 3/18/2021 11:32:28 AM
Multiplier : 1.0000
Dilution : 1.0000
Do not use Multiplier & Dilution Factor with ISTDs

Signal 1: DAD1 B, Sig=254,16 Ref=360,100

RetTime [min]	Type	Area [mAU*s]	Amt/Area	Amount [ug/L]	Grp	Name
8.341		-	-	-		HMX
12.674	VV	14.25679	4.85808	69.26058		RDX
13.317	VV	2335.92358	2.34675	5481.82691		1,3,5-Trinitrobenzene
15.603	BV	64.71667	3.61836	234.16824		1,2-Dinitrobenzene
16.536	VV	12.19121	1.63355	19.91498		1,3-Dinitrobenzene
17.732		-	-	-		Nitrobenzene
21.763	BB	486.02985	2.39812	1165.55975		2,4,6-Trinitrotoluene
22.488		-	-	-		Tetryl
25.335	VV	1384.46765	3.76933	5218.51748		2,6-Dinitrotoluene
26.681	VBA	222.85690	1.83244	408.37098		2,4-Dinitrotoluene
28.928	BBA	67.35559	4.55128	306.55411		2-Nitrotoluene
31.377	BV	10.42624	5.43160	56.63114		4-Nitrotoluene
33.734		-	-	-		3-Nitrotoluene
34.489		-	-	-		4-Amino-2,6-Dinitrotoluene
37.070		-	-	-		2-Amino-4,6-Dinitrotoluene

Totals : 1.29608e4

1 Warnings or Errors :

Warning : Calibrated compound(s) not found

==========

*** End of Report ***

Data File C:\CHEM32\1\DATA\031521\031521 2021-03-15 19-22-41\6L0008480.D
Sample Name: M1C0514-37RE3@5

==========

Acq. Operator : JWR
Seq. Line : 38
Acq. Instrument : HPLC6
Location : 35
Injection Date : 3/17/2021 4:01:18 AM
Inj : 1
Inj Volume : 100.000 µl
Acq. Method : C:\Chem32\1\Data\031521\031521 2021-03-15 19-22-41\8330.M
Last changed : 3/15/2021 7:22:41 PM by JWR
Analysis Method : C:\CHEM32\1\METHODS\8330DATA.M
Last changed : 3/18/2021 12:38:28 PM by JWR
Method Info : OVD-SOP#HPLC02 : 8330 Calibration 23-MAY-2020

Sample Info : 5

==========

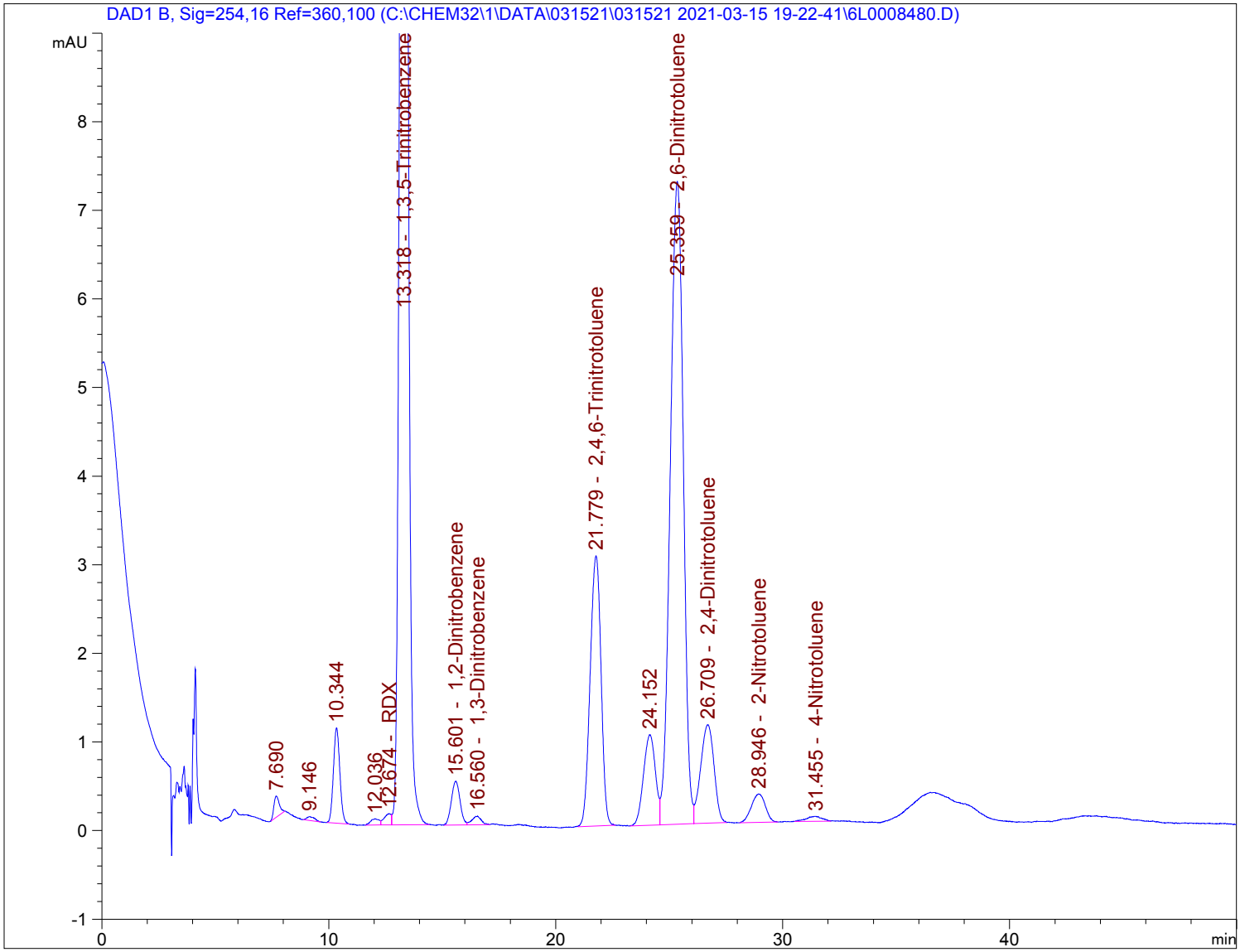

Data File C:\CHEM32\1\DATA\031521\031521 2021-03-15 19-22-41\6L0008480.D
Sample Name: M1C0514-37RE3@5

==========

Acq. Operator : JWR
Seq. Line : 38
Acq. Instrument : HPLC6
Location : 35
Injection Date : 3/17/2021 4:01:18 AM
Inj : 1
Inj Volume : 100.000 µl
Acq. Method : C:\Chem32\1\Data\031521\031521 2021-03-15 19-22-41\8330.M
Last changed : 3/15/2021 7:22:41 PM by JWR
Analysis Method : C:\CHEM32\1\METHODS\8330DATA.M
Last changed : 3/18/2021 12:38:28 PM by JWR
Method Info : OVD-SOP#HPLC02 : 8330 Calibration 23-MAY-2020

Sample Info : 5

==========

==========

External Standard Report

==========

Sorted By : Signal
Calib. Data Modified : 3/18/2021 11:32:28 AM
Multiplier : 1.0000
Dilution : 1.0000
Do not use Multiplier & Dilution Factor with ISTDs

Signal 1: DAD1 B, Sig=254,16 Ref=360,100

RetTime [min]	Type	Area [mAU*s]	Amt/Area	Amount [ug/L]	Grp	Name
8.341		-	-	-		HMX
12.674	VV	2.74698	4.30160	11.81642		RDX
13.318	VBA	483.76193	2.34645	1135.12402		1,3,5-Trinitrobenzene
15.601	BV	13.04737	3.59678	46.92850		1,2-Dinitrobenzene
16.560	VV	2.77212	1.64689	4.56537		1,3-Dinitrobenzene
17.732		-	-	-		Nitrobenzene
21.779	VBA	101.72356	2.39224	243.34723		2,4,6-Trinitrotoluene
22.488		-	-	-		Tetryl
25.359	VV	288.58609	3.76851	1087.53944		2,6-Dinitrotoluene
26.709	VBA	45.79435	1.82310	83.48758		2,4-Dinitrotoluene
28.946	BBA	13.79471	4.51181	62.23906		2-Nitrotoluene
31.455	BV	2.59619	5.47966	14.22626		4-Nitrotoluene
33.734		-	-	-		3-Nitrotoluene
34.489		-	-	-		4-Amino-2,6-Dinitrotoluene
37.070		-	-	-		2-Amino-4,6-Dinitrotoluene

Totals : 2689.27388

1 Warnings or Errors :

Warning : Calibrated compound(s) not found

==========

*** End of Report ***

Data File C:\CHEM32\1\DATA\031221\031221 2021-03-12 16-43-12\5L027863.D
Sample Name: M1C0514-38

==========

Acq. Operator : JWR
Seq. Line : 60
Acq. Instrument : HPLC5
Location : Vial 55
Injection Date : 3/13/2021 3:48:10 PM
Inj : 1
Inj Volume : 100 µl
Acq. Method : C:\Chem32\1\DATA\031221\031221 2021-03-12 16-43-12\8330PLUS-PETN.M
Last changed : 3/12/2021 4:43:06 PM by JWR
Analysis Method : C:\CHEM32\1\METHODS\8330PLUS-PETNDA.M
Last changed : 3/16/2021 10:25:44 PM by JWR
Method Info : OVD-SOP#HPLC02: 8330PLUS-PETN Calibration 02/16/2021

Sample Info : 1

==========

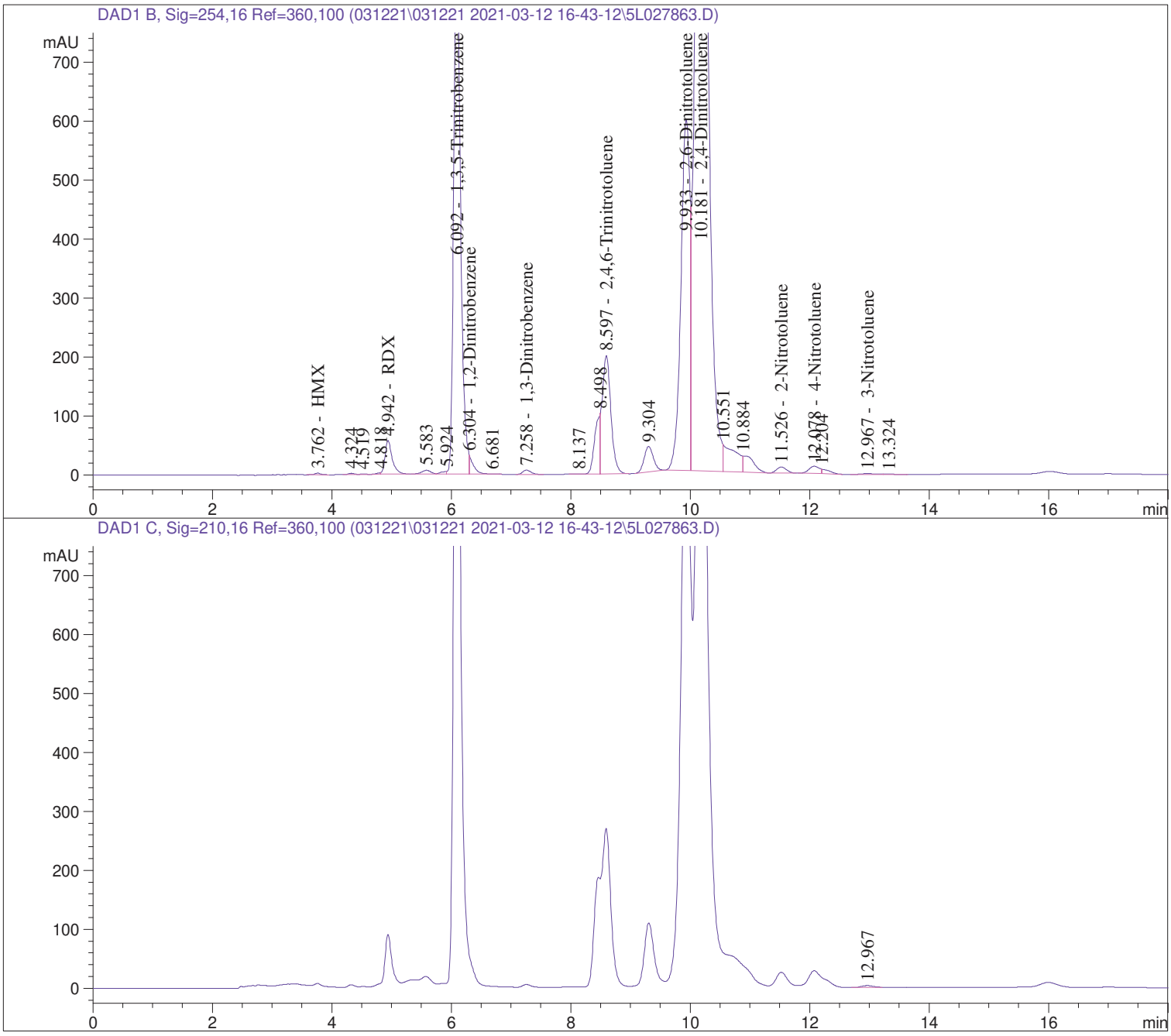

Data File C:\CHEM32\1\DATA\031221\031221 2021-03-12 16-43-12\5L027863.D
Sample Name: M1C0514-38

==========

Acq. Operator : JWR Seq. Line : 60
Acq. Instrument : HPLC5 Location : Vial 55
Injection Date : 3/13/2021 3:48:10 PM Inj : 1
Inj Volume : 100 µl
Acq. Method : C:\Chem32\1\DATA\031221\031221 2021-03-12 16-43-12\8330PLUS-PETN.M
Last changed : 3/12/2021 4:43:06 PM by JWR
Analysis Method : C:\CHEM32\1\METHODS\8330PLUS-PETNDA.M
Last changed : 3/16/2021 10:25:44 PM by JWR
Method Info : OVD-SOP#HPLC02: 8330PLUS-PETN Calibration 02/16/2021

Sample Info : 1

==========

==========

External Standard Report

==========

Sorted By : Signal
Calib. Data Modified : 3/16/2021 6:00:18 PM
Multiplier : 1.0000
Dilution : 1.0000
Use Multiplier & Dilution Factor with ISTDs

Signal 1: DAD1 B, Sig=254,16 Ref=360,100

RetTime [min]	Type	Area [mAU*s]	Amt/Area	Amount [ug/L]	Grp	Name
3.762	BBA	19.27789	6.14731	118.50714		HMX
4.942	VBA	471.06274	5.12464	2414.02862		RDX
6.092	VF	7456.48779	2.64836	1.97475e4		1,3,5-Trinitrobenzene
6.304	VV	139.72675	3.60175	503.26131		1,2-Dinitrobenzene
7.258	BBA	72.80540	1.77756	129.41601		1,3-Dinitrobenzene
7.489		-	-	-		Tetryl
7.930		-	-	-		Nitrobenzene
8.597	VV	2011.67639	2.56277	5155.47274		2,4,6-Trinitrotoluene
9.162		-	-	-		4-Amino-2,6-Dinitrotoluene
9.597		-	-	-		2-Amino-4,6-Dinitrotoluene
9.933	BV	6227.87646	3.85841	2.40297e4		2,6-Dinitrotoluene
10.181	VF	2.48033e4	1.81700	4.50675e4		2,4-Dinitrotoluene
11.526	VBA	115.25504	4.59501	529.59797		2-Nitrotoluene
12.078	BF	155.42484	5.46814	849.88505		4-Nitrotoluene
12.967	BV	23.19911	4.06655	94.34023		3-Nitrotoluene

Totals : 9.86392e4

Data File C:\CHEM32\1\DATA\031221\031221 2021-03-12 16-43-12\5L027863.D
Sample Name: M1C0514-38

==========

Acq. Operator : JWR
Seq. Line : 60
Acq. Instrument : HPLC5
Location : Vial 55
Injection Date : 3/13/2021 3:48:10 PM
Inj : 1
Inj Volume : 100 µl
Acq. Method : C:\Chem32\1\DATA\031221\031221 2021-03-12 16-43-12\8330PLUS-PETN.M
Last changed : 3/12/2021 4:43:06 PM by JWR
Analysis Method : C:\CHEM32\1\METHODS\8330PLUS-PETNDA.M
Last changed : 3/16/2021 10:25:44 PM by JWR
Method Info : OVD-SOP#HPLC02: 8330PLUS-PETN Calibration 02/16/2021

Sample Info : 1

==========

Signal 2: DAD1 C, Sig=210,16 Ref=360,100

RetTime [min]	Type	Area [mAU*s]	Amt/Area	Amount [ug/L]	Grp	Name
13.644		-	-	-		PETN

Totals : 0.00000

2 Warnings or Errors :

Warning : Calibration warnings (see calibration table listing)
Warning : Calibrated compound(s) not found

==========

*** End of Report ***

Data File C:\CHEM32\1\DATA\031521\031521 2021-03-15 18-21-17\5L027868.D
Sample Name: M1C0514-38RE1@5

==========

Acq. Operator : JWR
Seq. Line : 3
Acq. Instrument : HPLC5
Location : Vial 3
Injection Date : 3/15/2021 7:10:32 PM
Inj : 1
Inj Volume : 100 µl
Acq. Method : C:\Chem32\1\DATA\031521\031521 2021-03-15 18-21-17\8330PLUS-PETN.M
Last changed : 3/15/2021 6:21:07 PM by JWR
Analysis Method : C:\CHEM32\1\METHODS\8330PLUS-PETNDA.M
Last changed : 3/17/2021 2:40:44 PM by JWR
Method Info : OVD-SOP#HPLC02: 8330PLUS-PETN Calibration 02/16/2021

Sample Info : 5

==========

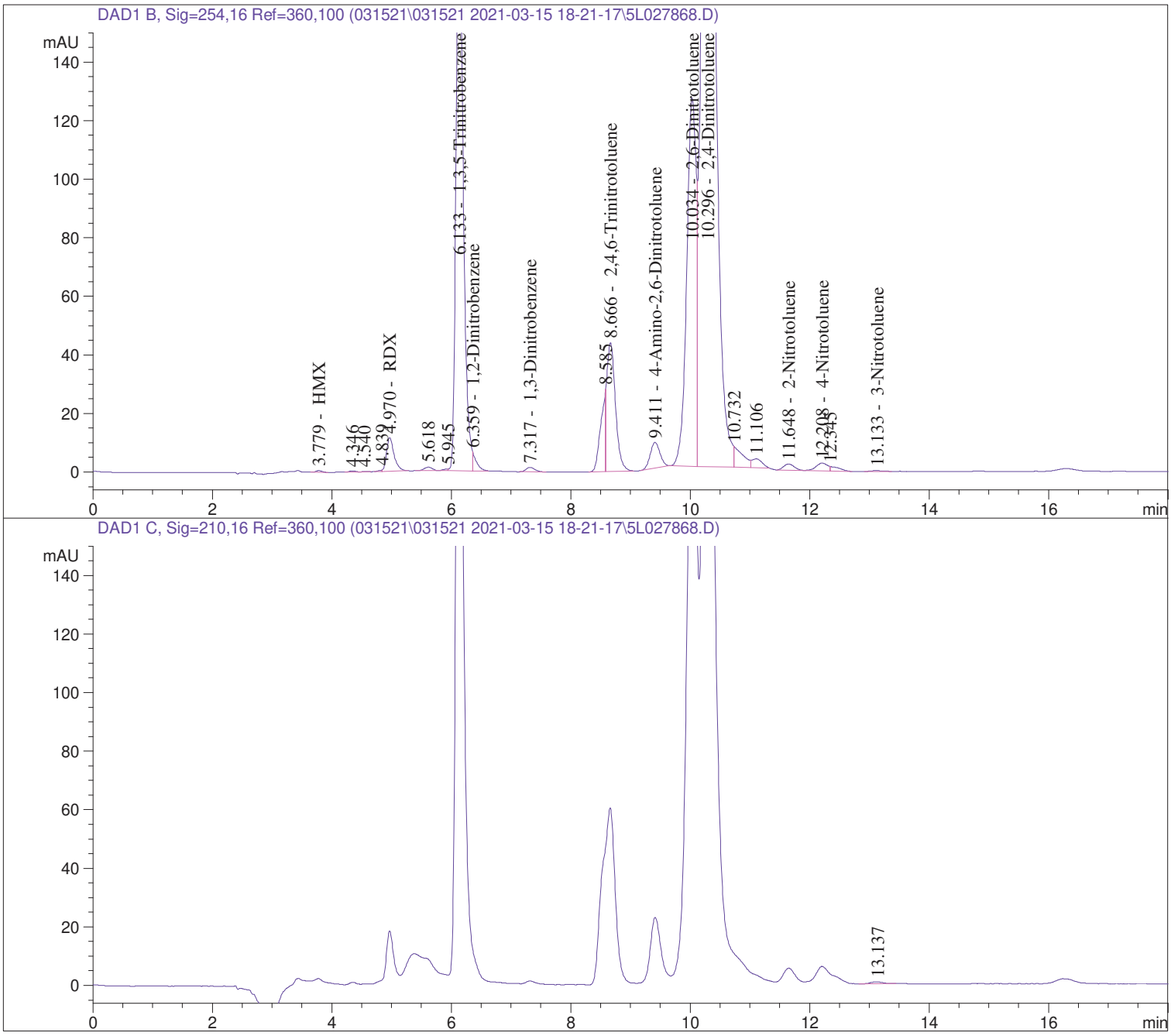

Data File C:\CHEM32\1\DATA\031521\031521 2021-03-15 18-21-17\5L027868.D
Sample Name: M1C0514-38RE1@5

==========

Acq. Operator : JWR
Seq. Line : 3
Acq. Instrument : HPLC5
Location : Vial 3
Injection Date : 3/15/2021 7:10:32 PM
Inj : 1
Inj Volume : 100 µl
Acq. Method : C:\Chem32\1\DATA\031521\031521 2021-03-15 18-21-17\8330PLUS-PETN.M
Last changed : 3/15/2021 6:21:07 PM by JWR
Analysis Method : C:\CHEM32\1\METHODS\8330PLUS-PETNDA.M
Last changed : 3/17/2021 2:40:44 PM by JWR
Method Info : OVD-SOP#HPLC02: 8330PLUS-PETN Calibration 02/16/2021

Sample Info : 5

==========

==========

External Standard Report

==========

Sorted By : Signal
Calib. Data Modified : 3/17/2021 12:58:03 PM
Multiplier : 1.0000
Dilution : 1.0000
Use Multiplier & Dilution Factor with ISTDs

Signal 1: DAD1 B, Sig=254,16 Ref=360,100

RetTime [min]	Type	Area [mAU*s]	Amt/Area	Amount [ug/L]	Grp	Name
3.779	BBA	4.62041	5.79750	26.78684		HMX
4.970	VBA	100.31039	5.19056	520.66736		RDX
6.133	VF	1675.90588	2.64829	4438.28063		1,3,5-Trinitrobenzene
6.359	VBA	28.88572	3.60234	104.05631		1,2-Dinitrobenzene
7.317	BBA	15.98450	1.75498	28.05244		1,3-Dinitrobenzene
7.606		-	-	-		Tetryl
8.046		-	-	-		Nitrobenzene
8.666	VBA	441.30914	2.56139	1130.36268		2,4,6-Trinitrotoluene
9.411	BV	100.86191	4.40671	444.46889		4-Amino-2,6-Dinitrotoluene
9.792		-	-	-		2-Amino-4,6-Dinitrotoluene
10.034	VV	1376.20862	3.85754	5308.78086		2,6-Dinitrotoluene
10.296	VF	5698.63818	1.81690	1.03538e4		2,4-Dinitrotoluene
11.648	BV	25.13540	4.57525	115.00078		2-Nitrotoluene
12.208	VF	35.29916	5.46463	192.89693		4-Nitrotoluene
13.133	BV	3.56852	4.03307	14.39208		3-Nitrotoluene

Totals : 2.26776e4

Data File C:\CHEM32\1\DATA\031521\031521 2021-03-15 18-21-17\5L027868.D
Sample Name: M1C0514-38RE1@5

==========

Acq. Operator : JWR
Seq. Line : 3
Acq. Instrument : HPLC5
Location : Vial 3
Injection Date : 3/15/2021 7:10:32 PM
Inj : 1
Inj Volume : 100 µl
Acq. Method : C:\Chem32\1\DATA\031521\031521 2021-03-15 18-21-17\8330PLUS-PETN.M
Last changed : 3/15/2021 6:21:07 PM by JWR
Analysis Method : C:\CHEM32\1\METHODS\8330PLUS-PETNDA.M
Last changed : 3/17/2021 2:40:44 PM by JWR
Method Info : OVD-SOP#HPLC02: 8330PLUS-PETN Calibration 02/16/2021

Sample Info : 5

==========

Signal 2: DAD1 C, Sig=210,16 Ref=360,100

RetTime [min]	Type	Area [mAU*s]	Amt/Area	Amount [ug/L]	Grp	Name
13.860		-	-	-		PETN

Totals : 0.00000

1 Warnings or Errors :

Warning : Calibrated compound(s) not found

==========

*** End of Report ***

Data File C:\CHEM32\1\DATA\031521\031521 2021-03-15 18-21-17\5L027869.D
Sample Name: M1C0514-38RE2@25

==========

Acq. Operator : JWR
Seq. Line : 4
Acq. Instrument : HPLC5
Location : Vial 4
Injection Date : 3/15/2021 7:33:43 PM
Inj : 1
Inj Volume : 100 µl
Acq. Method : C:\Chem32\1\DATA\031521\031521 2021-03-15 18-21-17\8330PLUS-PETN.M
Last changed : 3/15/2021 6:21:07 PM by JWR
Analysis Method : C:\CHEM32\1\METHODS\8330PLUS-PETNDA.M
Last changed : 3/17/2021 3:05:04 PM by JWR
Method Info : OVD-SOP#HPLC02: 8330PLUS-PETN Calibration 02/16/2021

Sample Info : 25

==========

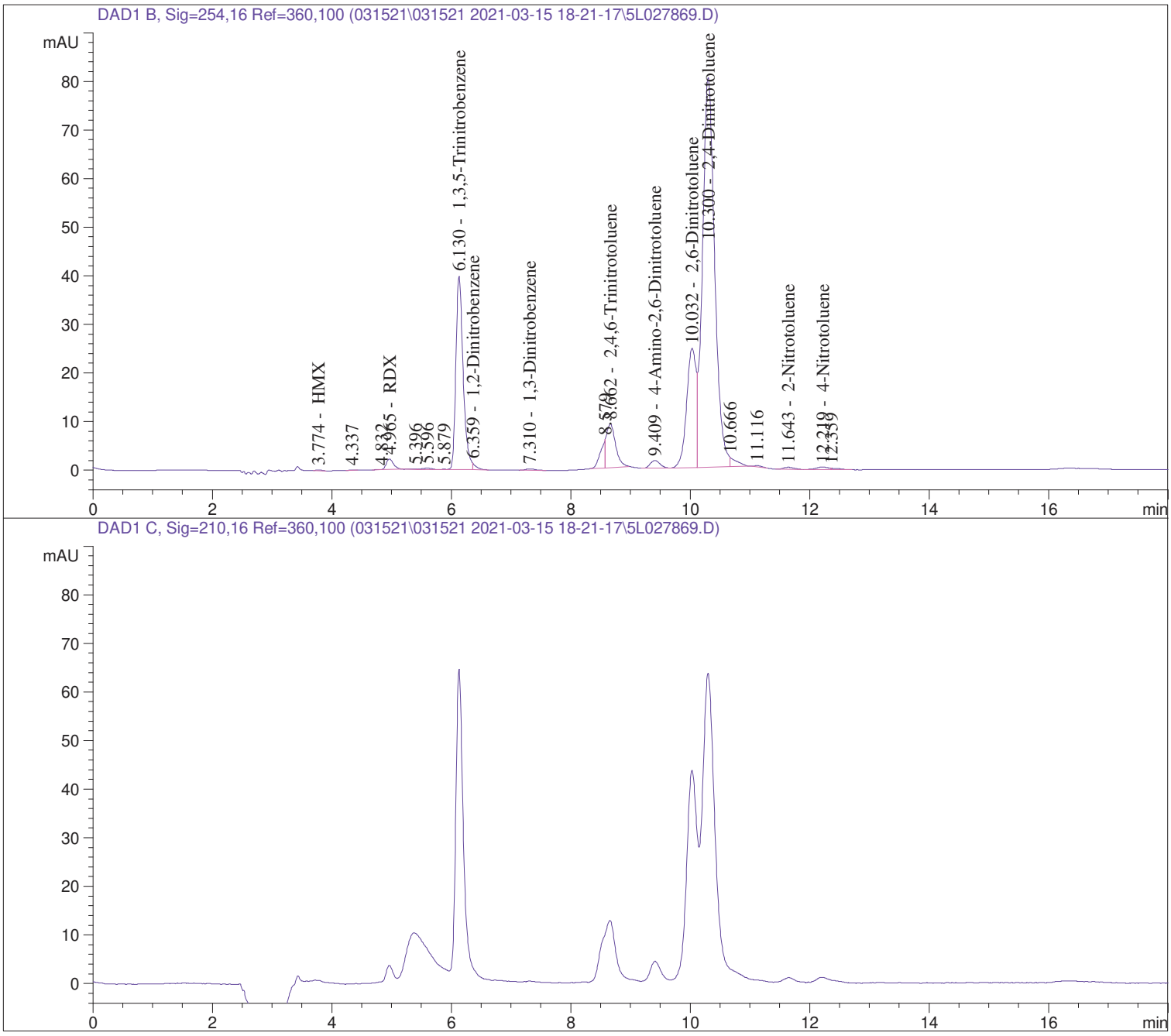

Data File C:\CHEM32\1\DATA\031521\031521 2021-03-15 18-21-17\5L027869.D
Sample Name: M1C0514-38RE2@25

==========

Acq. Operator : JWR
Seq. Line : 4
Acq. Instrument : HPLC5
Location : Vial 4
Injection Date : 3/15/2021 7:33:43 PM
Inj : 1
Inj Volume : 100 µl
Acq. Method : C:\Chem32\1\DATA\031521\031521 2021-03-15 18-21-17\8330PLUS-PETN.M
Last changed : 3/15/2021 6:21:07 PM by JWR
Analysis Method : C:\CHEM32\1\METHODS\8330PLUS-PETNDA.M
Last changed : 3/17/2021 3:05:04 PM by JWR
Method Info : OVD-SOP#HPLC02: 8330PLUS-PETN Calibration 02/16/2021

Sample Info : 25

==========

==========

External Standard Report

==========

Sorted By : Signal
Calib. Data Modified : 3/17/2021 12:58:03 PM
Multiplier : 1.0000
Dilution : 1.0000
Use Multiplier & Dilution Factor with ISTDs

Signal 1: DAD1 B, Sig=254,16 Ref=360,100

RetTime [min]	Type	Area [mAU*s]	Amt/Area	Amount [ug/L]	Grp	Name
3.774	BBA	1.02234	4.17830	4.27163		HMX
4.965	VV	18.78468	5.55406	104.33119		RDX
6.130	VF	336.84937	2.64789	891.94071		1,3,5-Trinitrobenzene
6.359	VBA	5.68339	3.60538	20.49081		1,2-Dinitrobenzene
7.310	BBA	3.39661	1.64774	5.59673		1,3-Dinitrobenzene
7.606		-	-	-		Tetryl
8.046		-	-	-		Nitrobenzene
8.662	VBA	94.57864	2.55486	241.63525		2,4,6-Trinitrotoluene
9.409	BV	17.71853	4.37449	77.50957		4-Amino-2,6-Dinitrotoluene
9.792		-	-	-		2-Amino-4,6-Dinitrotoluene
10.032	VV	272.36053	3.85304	1049.41637		2,6-Dinitrotoluene
10.300	VF	1137.87817	1.81637	2066.80254		2,4-Dinitrotoluene
11.643	BBA	5.07355	4.47533	22.70581		2-Nitrotoluene
12.219	BF	7.24302	5.44705	39.45305		4-Nitrotoluene
13.146		-	-	-		3-Nitrotoluene

Totals : 4524.15366

Data File C:\CHEM32\1\DATA\031521\031521 2021-03-15 18-21-17\5L027869.D
Sample Name: M1C0514-38RE2@25

==========

Acq. Operator : JWR
Seq. Line : 4
Acq. Instrument : HPLC5
Location : Vial 4
Injection Date : 3/15/2021 7:33:43 PM
Inj : 1
Inj Volume : 100 µl
Acq. Method : C:\Chem32\1\DATA\031521\031521 2021-03-15 18-21-17\8330PLUS-PETN.M
Last changed : 3/15/2021 6:21:07 PM by JWR
Analysis Method : C:\CHEM32\1\METHODS\8330PLUS-PETNDA.M
Last changed : 3/17/2021 3:05:04 PM by JWR
Method Info : OVD-SOP#HPLC02: 8330PLUS-PETN Calibration 02/16/2021

Sample Info : 25

==========

Signal 2: DAD1 C, Sig=210,16 Ref=360,100

RetTime [min]	Type	Area [mAU*s]	Amt/Area	Amount [ug/L]	Grp	Name
13.860		-	-	-		PETN

Totals : 0.00000

1 Warnings or Errors :

Warning : Calibrated compound(s) not found

==========

*** End of Report ***

Data File C:\CHEM32\1\DATA\031521\031521 2021-03-15 19-22-41\6L0008481.D
Sample Name: M1C0514-38RE3

==========

Acq. Operator : JWR
Seq. Line : 39
Acq. Instrument : HPLC6
Location : 36
Injection Date : 3/17/2021 4:54:10 AM
Inj : 1
Inj Volume : 100.000 µl
Acq. Method : C:\Chem32\1\Data\031521\031521 2021-03-15 19-22-41\8330.M
Last changed : 3/15/2021 7:22:41 PM by JWR
Analysis Method : C:\CHEM32\1\METHODS\8330DATA.M
Last changed : 3/18/2021 1:13:52 PM by JWR
Method Info : OVD-SOP#HPLC02 : 8330 Calibration 23-MAY-2020

Sample Info : 1

==========

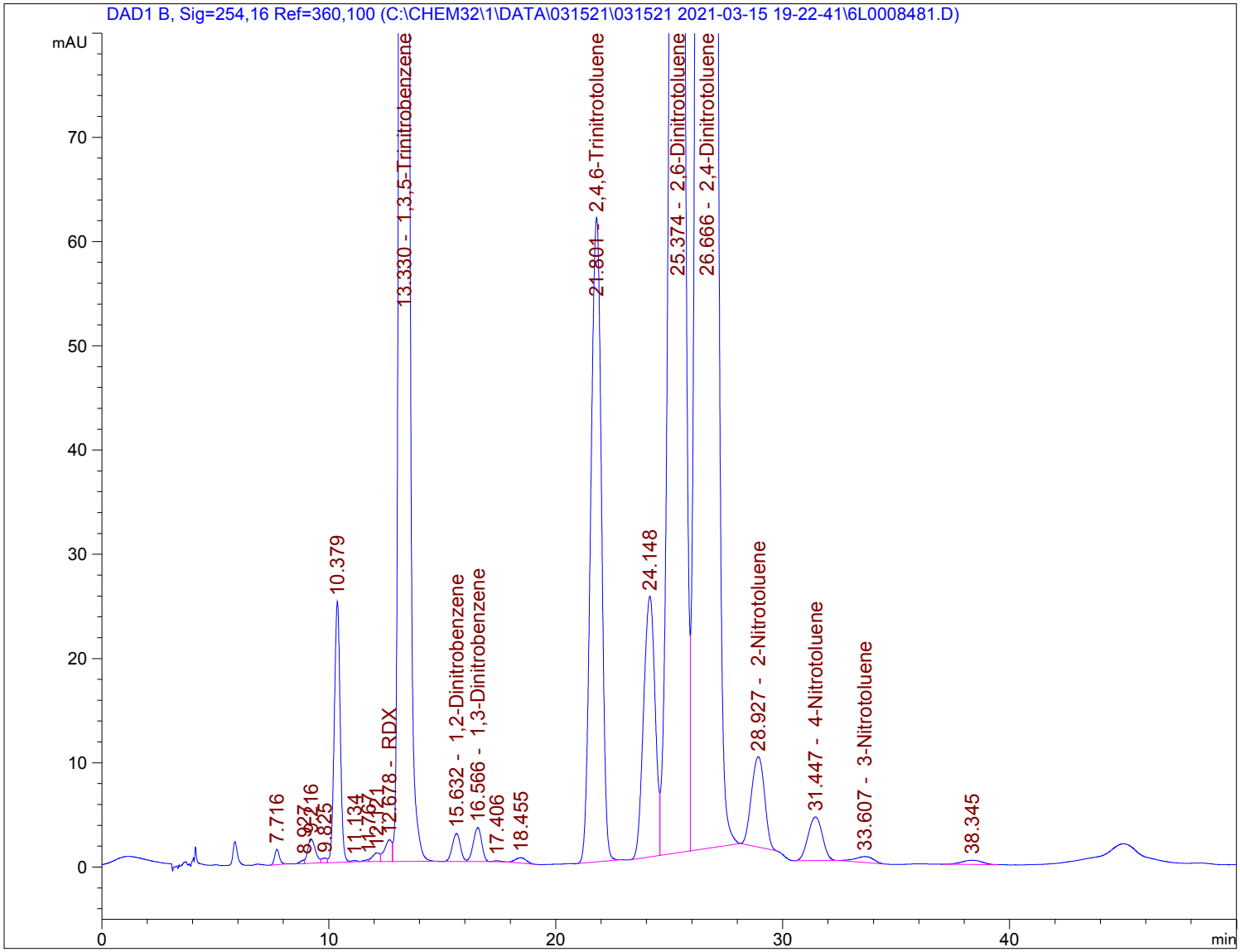

Data File C:\CHEM32\1\DATA\031521\031521 2021-03-15 19-22-41\6L0008481.D
Sample Name: M1C0514-38RE3

==========

Acq. Operator : JWR
Seq. Line : 39
Acq. Instrument : HPLC6
Location : 36
Injection Date : 3/17/2021 4:54:10 AM
Inj : 1
Inj Volume : 100.000 µl
Acq. Method : C:\Chem32\1\Data\031521\031521 2021-03-15 19-22-41\8330.M
Last changed : 3/15/2021 7:22:41 PM by JWR
Analysis Method : C:\CHEM32\1\METHODS\8330DATA.M
Last changed : 3/18/2021 1:13:52 PM by JWR
Method Info : OVD-SOP#HPLC02 : 8330 Calibration 23-MAY-2020

Sample Info : 1

==========

==========

External Standard Report

==========

Sorted By : Signal
Calib. Data Modified : 3/18/2021 11:32:28 AM
Multiplier : 1.0000
Dilution : 1.0000
Do not use Multiplier & Dilution Factor with ISTDs

Signal 1: DAD1 B, Sig=254,16 Ref=360,100

RetTime [min]	Type	Area [mAU*s]	Amt/Area	Amount [ug/L]	Grp	Name
8.341		-	-	-		HMX
12.678	VV	47.15083	4.95073	233.43118		RDX
13.330	VBA	8368.27246	2.34681	1.96387e4		1,3,5-Trinitrobenzene
15.632	BV	67.01743	3.61855	242.50575		1,2-Dinitrobenzene
16.566	VV	82.99725	1.63020	135.30240		1,3-Dinitrobenzene
17.732		-	-	-		Nitrobenzene
21.801	BV	2013.04456	2.39931	4829.90805		2,4,6-Trinitrotoluene
22.488		-	-	-		Tetryl
25.374	VV	8099.30908	3.76951	3.05304e4		2,6-Dinitrotoluene
26.666	VV	2.63947e4	1.83483	4.84298e4		2,4-Dinitrotoluene
28.927	VBA	347.27634	4.55947	1583.39731		2-Nitrotoluene
31.447	BV	183.23097	5.41657	992.48384		4-Nitrotoluene
33.607	VBA	31.86697	3.97765	126.75578		3-Nitrotoluene
34.489		-	-	-		4-Amino-2,6-Dinitrotoluene
37.070		-	-	-		2-Amino-4,6-Dinitrotoluene

Totals : 1.06743e5

1 Warnings or Errors :

Warning : Calibrated compound(s) not found

==========

*** End of Report ***

Data File C:\CHEM32\1\DATA\031521\031521 2021-03-15 19-22-41\6L0008482.D
Sample Name: M1C0514-38RE4@5

==========

Acq. Operator : JWR
Seq. Line : 40
Acq. Instrument : HPLC6
Location : 37
Injection Date : 3/17/2021 5:47:02 AM
Inj : 1
Inj Volume : 100.000 µl
Acq. Method : C:\Chem32\1\Data\031521\031521 2021-03-15 19-22-41\8330.M
Last changed : 3/15/2021 7:22:41 PM by JWR
Analysis Method : C:\CHEM32\1\METHODS\8330DATA.M
Last changed : 3/18/2021 1:24:18 PM by JWR
Method Info : OVD-SOP#HPLC02 : 8330 Calibration 23-MAY-2020

Sample Info : 5

==========

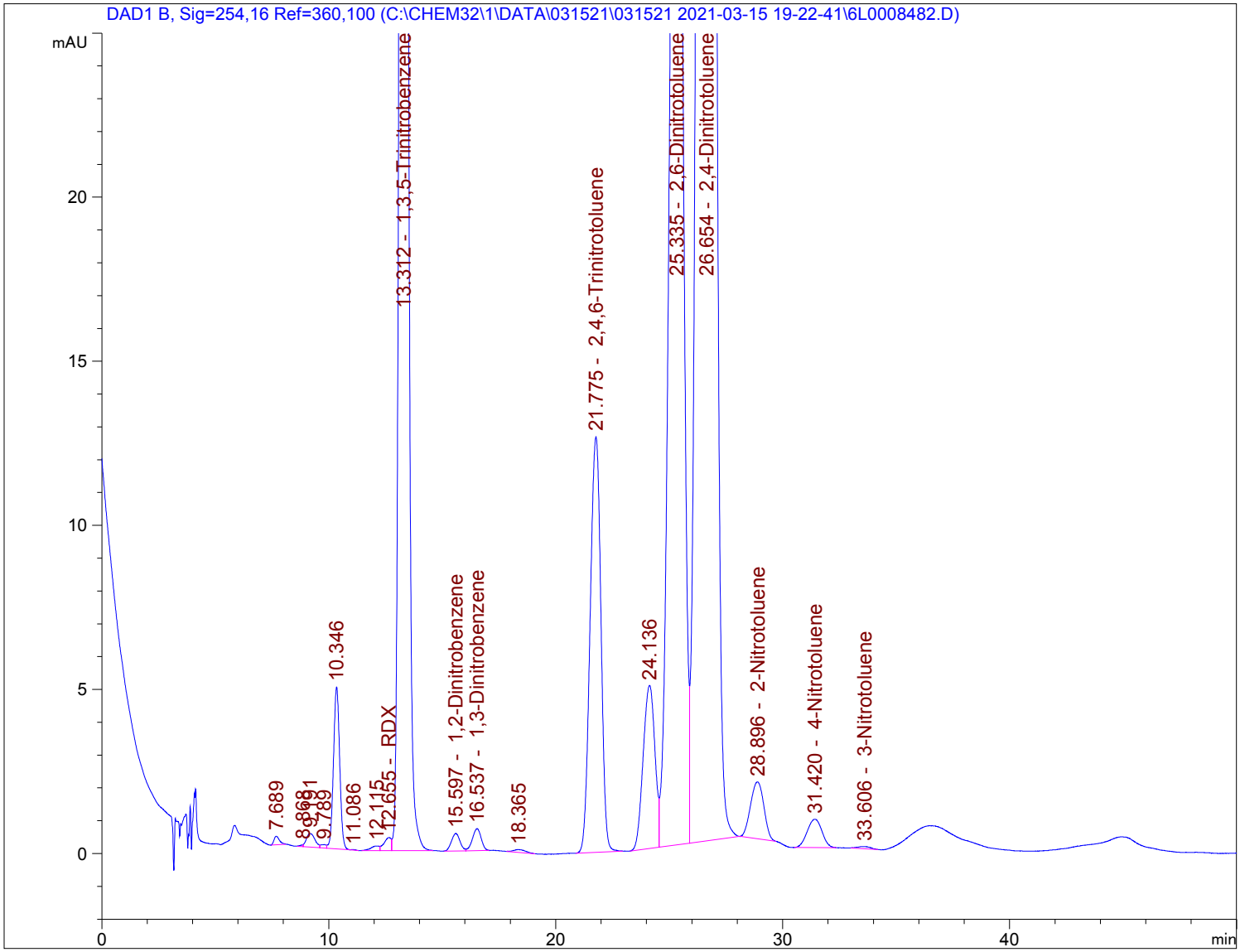

Data File C:\CHEM32\1\DATA\031521\031521 2021-03-15 19-22-41\6L0008482.D
Sample Name: M1C0514-38RE4@5

==========

Acq. Operator : JWR
Seq. Line : 40
Acq. Instrument : HPLC6
Location : 37
Injection Date : 3/17/2021 5:47:02 AM
Inj : 1
Inj Volume : 100.000 µl
Acq. Method : C:\Chem32\1\Data\031521\031521 2021-03-15 19-22-41\8330.M
Last changed : 3/15/2021 7:22:41 PM by JWR
Analysis Method : C:\CHEM32\1\METHODS\8330DATA.M
Last changed : 3/18/2021 1:24:18 PM by JWR
Method Info : OVD-SOP#HPLC02 : 8330 Calibration 23-MAY-2020

Sample Info : 5

==========

==========

External Standard Report

==========

Sorted By : Signal
Calib. Data Modified : 3/18/2021 11:32:28 AM
Multiplier : 1.0000
Dilution : 1.0000
Do not use Multiplier & Dilution Factor with ISTDs

Signal 1: DAD1 B, Sig=254,16 Ref=360,100

RetTime [min]	Type	Area [mAU*s]	Amt/Area	Amount [ug/L]	Grp	Name
8.341		-	-	-		HMX
12.655	VV	8.73938	4.77423	41.72382		RDX
13.312	VBA	1727.06958	2.34672	4052.95192		1,3,5-Trinitrobenzene
15.597	BV	13.95821	3.59854	50.22920		1,2-Dinitrobenzene
16.537	VV	17.93373	1.63229	29.27314		1,3-Dinitrobenzene
17.732		-	-	-		Nitrobenzene
21.775	BBA	418.12549	2.39787	1002.61094		2,4,6-Trinitrotoluene
22.488		-	-	-		Tetryl
25.335	VV	1670.71741	3.76937	6297.54964		2,6-Dinitrotoluene
26.654	VV	5444.85596	1.83475	9989.96114		2,4-Dinitrotoluene
28.896	VBA	70.77874	4.55177	322.16862		2-Nitrotoluene
31.420	BBA	39.25098	5.41990	212.73633		4-Nitrotoluene
33.606	BF	2.80712	3.79950	10.66567		3-Nitrotoluene
34.489		-	-	-		4-Amino-2,6-Dinitrotoluene
37.070		-	-	-		2-Amino-4,6-Dinitrotoluene

Totals : 2.20099e4

1 Warnings or Errors :

Warning : Calibrated compound(s) not found

==========

*** End of Report ***

Data File C:\CHEM32\1\DATA\031521\031521 2021-03-15 19-22-41\6L0008483.D
Sample Name: M1C0514-38RE5@25

==========

Acq. Operator : JWR
Seq. Line : 41
Acq. Instrument : HPLC6
Location : 38
Injection Date : 3/17/2021 6:39:53 AM
Inj : 1
Inj Volume : 100.000 µl
Acq. Method : C:\Chem32\1\Data\031521\031521 2021-03-15 19-22-41\8330.M
Last changed : 3/15/2021 7:22:41 PM by JWR
Analysis Method : C:\CHEM32\1\METHODS\8330DATA.M
Last changed : 3/18/2021 1:38:12 PM by JWR
Method Info : OVD-SOP#HPLC02 : 8330 Calibration 23-MAY-2020

Sample Info : 25

==========

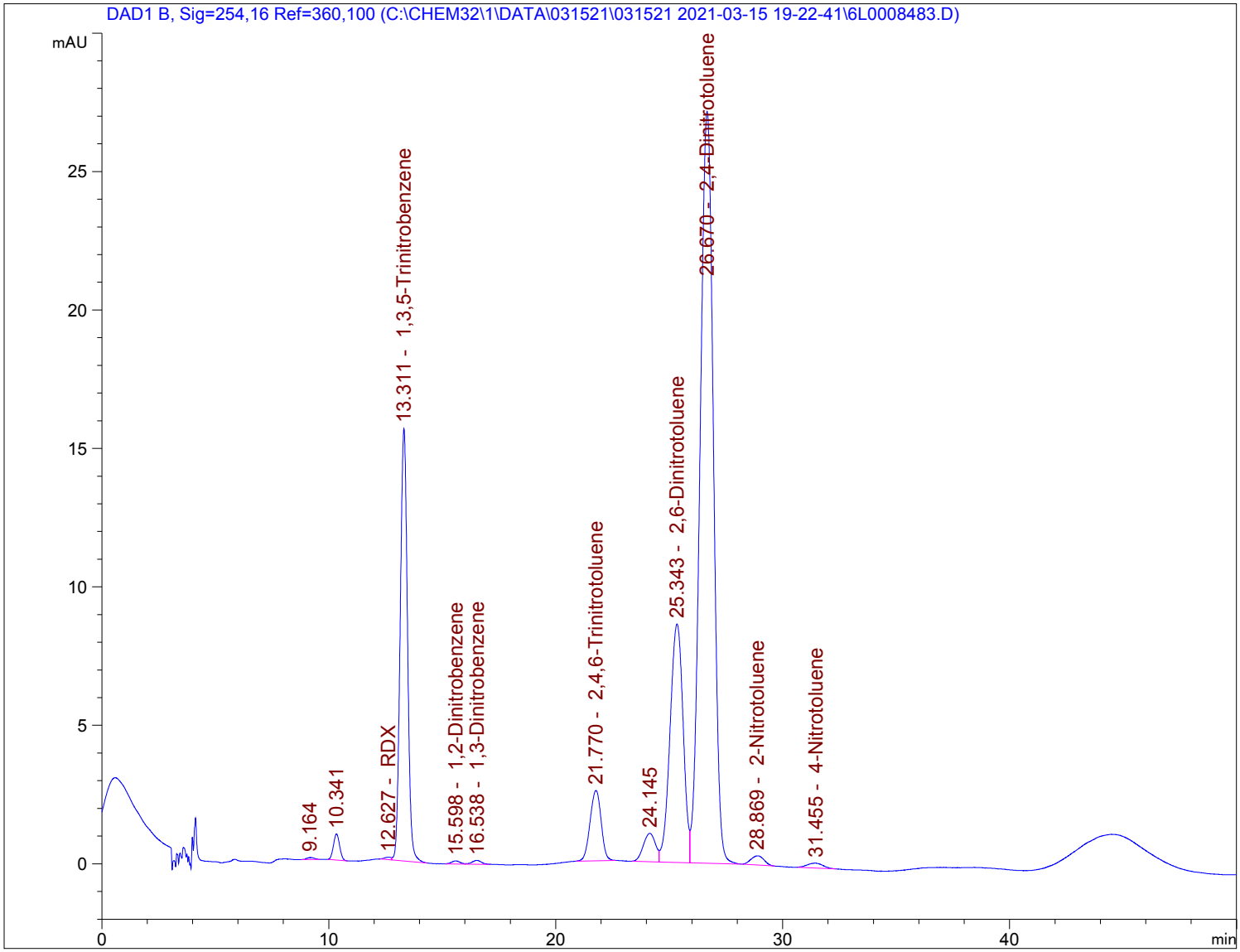

Data File C:\CHEM32\1\DATA\031521\031521 2021-03-15 19-22-41\6L0008483.D
Sample Name: M1C0514-38RE5@25

==========

Acq. Operator : JWR
Seq. Line : 41
Acq. Instrument : HPLC6
Location : 38
Injection Date : 3/17/2021 6:39:53 AM
Inj : 1
Inj Volume : 100.000 µl
Acq. Method : C:\Chem32\1\Data\031521\031521 2021-03-15 19-22-41\8330.M
Last changed : 3/15/2021 7:22:41 PM by JWR
Analysis Method : C:\CHEM32\1\METHODS\8330DATA.M
Last changed : 3/18/2021 1:38:12 PM by JWR
Method Info : OVD-SOP#HPLC02 : 8330 Calibration 23-MAY-2020

Sample Info : 25

==========

==========

External Standard Report

==========

Sorted By : Signal
Calib. Data Modified : 3/18/2021 11:32:28 AM
Multiplier : 1.0000
Dilution : 1.0000
Do not use Multiplier & Dilution Factor with ISTDs

Signal 1: DAD1 B, Sig=254,16 Ref=360,100

RetTime [min]	Type	Area [mAU*s]	Amt/Area	Amount [ug/L]	Grp	Name
8.341		-	-	-		HMX
12.627	BV	1.81915	3.95003	7.18569		RDX
13.311	VBA	347.38815	2.34630	815.07836		1,3,5-Trinitrobenzene
15.598	BV	2.86278	3.50061	10.02148		1,2-Dinitrobenzene
16.538	VBA	3.85480	1.64204	6.32974		1,3-Dinitrobenzene
17.732		-	-	-		Nitrobenzene
21.770	BBA	86.31089	2.39091	206.36173		2,4,6-Trinitrotoluene
22.488		-	-	-		Tetryl
25.343	VV	347.33371	3.76869	1308.99141		2,6-Dinitrotoluene
26.670	VB	1103.95251	1.83436	2025.05014		2,4-Dinitrotoluene
28.869	BBA	13.23301	4.50970	59.67693		2-Nitrotoluene
31.455	BBA	8.69968	5.43476	47.28070		4-Nitrotoluene
33.734		-	-	-		3-Nitrotoluene
34.489		-	-	-		4-Amino-2,6-Dinitrotoluene
37.070		-	-	-		2-Amino-4,6-Dinitrotoluene

Totals : 4485.97617

1 Warnings or Errors :

Warning : Calibrated compound(s) not found

==========

*** End of Report ***

Data File C:\CHEM32\1\DATA\031221\031221 2021-03-12 16-43-12\5L027864.D
Sample Name: M1C0514-39

==========

Acq. Operator : JWR
Seq. Line : 61
Acq. Instrument : HPLC5
Location : Vial 56
Injection Date : 3/13/2021 4:11:21 PM
Inj : 1
Inj Volume : 100 µl
Acq. Method : C:\Chem32\1\DATA\031221\031221 2021-03-12 16-43-12\8330PLUS-PETN.M
Last changed : 3/12/2021 4:43:06 PM by JWR
Analysis Method : C:\CHEM32\1\METHODS\8330PLUS-PETNDA.M
Last changed : 3/16/2021 10:47:43 PM by JWR
Method Info : OVD-SOP#HPLC02: 8330PLUS-PETN Calibration 02/16/2021

Sample Info : 1

==========

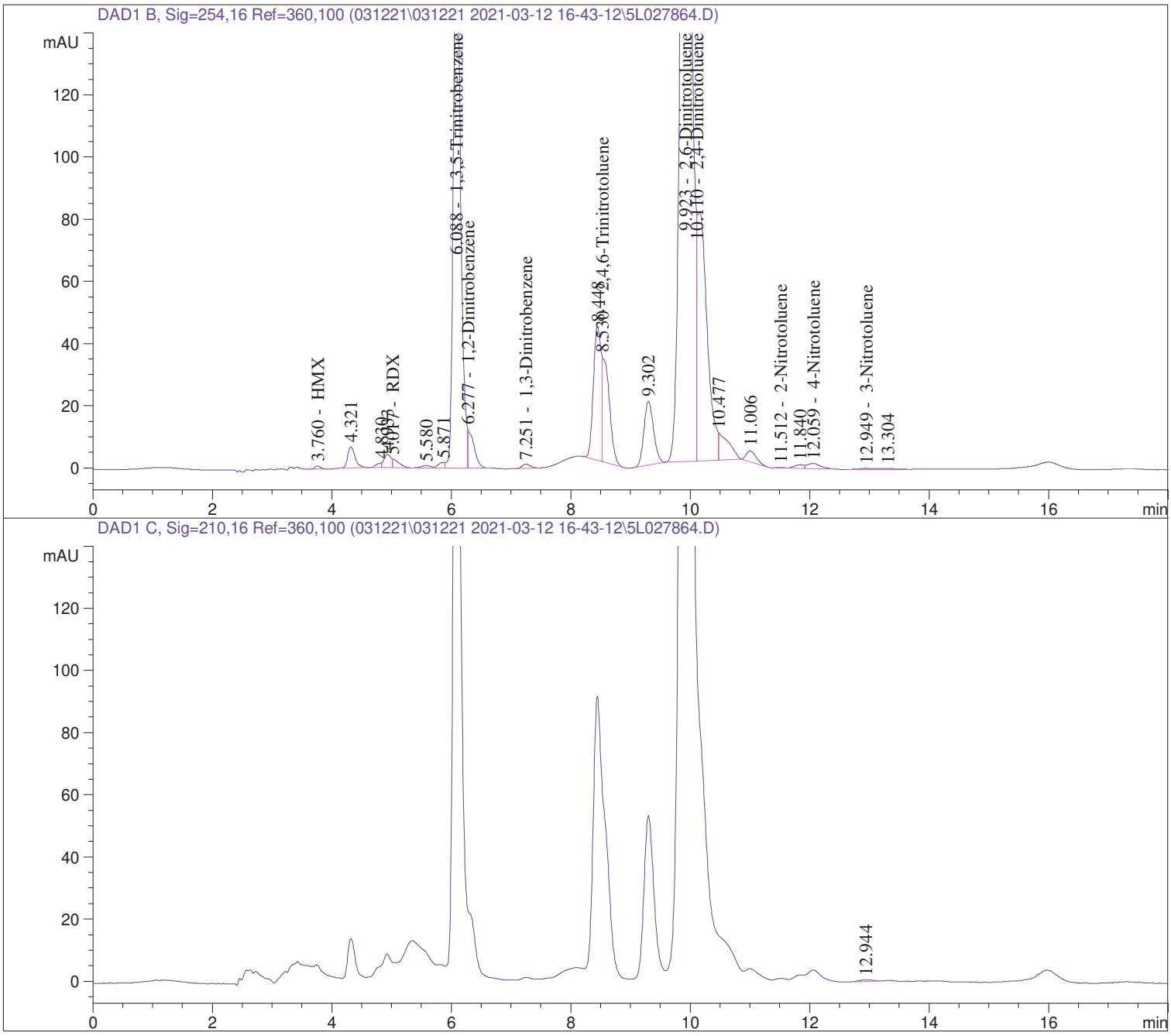

Data File C:\CHEM32\1\DATA\031221\031221 2021-03-12 16-43-12\5L027864.D
Sample Name: M1C0514-39

==========

Acq. Operator : JWR Seq. Line : 61
Acq. Instrument : HPLC5 Location : Vial 56
Injection Date : 3/13/2021 4:11:21 PM Inj : 1
Inj Volume : 100 µl
Acq. Method : C:\Chem32\1\DATA\031221\031221 2021-03-12 16-43-12\8330PLUS-PETN.M
Last changed : 3/12/2021 4:43:06 PM by JWR
Analysis Method : C:\CHEM32\1\METHODS\8330PLUS-PETNDA.M
Last changed : 3/16/2021 10:47:43 PM by JWR
Method Info : OVD-SOP#HPLC02: 8330PLUS-PETN Calibration 02/16/2021

Sample Info : 1

==========

==========

External Standard Report

==========

Sorted By : Signal
Calib. Data Modified : 3/16/2021 6:00:18 PM
Multiplier : 1.0000
Dilution : 1.0000
Use Multiplier & Dilution Factor with ISTDs

Signal 1: DAD1 B, Sig=254,16 Ref=360,100

RetTime [min]	Type	Area [mAU*s]	Amt/Area	Amount [ug/L]	Grp	Name
3.760	BV	7.39811	5.97024	44.16852		HMX
5.017	VV	21.47256	5.49807	118.05769		RDX
6.088	VF	1552.87976	2.64828	4112.45984		1,3,5-Trinitrobenzene
6.277	VBA	89.88474	3.60184	323.75036		1,2-Dinitrobenzene
7.251	BV	12.99979	1.74833	22.72798		1,3-Dinitrobenzene
7.489		-	-	-		Tetryl
7.930		-	-	-		Nitrobenzene
8.530	VBA	274.87848	2.56031	703.77346		2,4,6-Trinitrotoluene
9.162		-	-	-		4-Amino-2,6-Dinitrotoluene
9.597		-	-	-		2-Amino-4,6-Dinitrotoluene
9.923	VF	3823.77197	3.85825	1.47531e4		2,6-Dinitrotoluene
10.110	VF	953.20563	1.81624	1731.24744		2,4-Dinitrotoluene
11.512	BV	1.75383	4.23837	7.43337		2-Nitrotoluene
12.059	VBA	27.04126	5.46325	147.73307		4-Nitrotoluene
12.949	BV	6.53687	4.05103	26.48107		3-Nitrotoluene

Totals : 2.19909e4

Data File C:\CHEM32\1\DATA\031221\031221 2021-03-12 16-43-12\5L027864.D
Sample Name: M1C0514-39

==========

Acq. Operator : JWR Seq. Line : 61
Acq. Instrument : HPLC5 Location : Vial 56
Injection Date : 3/13/2021 4:11:21 PM Inj : 1
Inj Volume : 100 µl
Acq. Method : C:\Chem32\1\DATA\031221\031221 2021-03-12 16-43-12\8330PLUS-PETN.M
Last changed : 3/12/2021 4:43:06 PM by JWR
Analysis Method : C:\CHEM32\1\METHODS\8330PLUS-PETNDA.M
Last changed : 3/16/2021 10:47:43 PM by JWR
Method Info : OVD-SOP#HPLC02: 8330PLUS-PETN Calibration 02/16/2021

Sample Info : 1

==========

Signal 2: DAD1 C, Sig=210,16 Ref=360,100

RetTime [min]	Type	Area [mAU*s]	Amt/Area	Amount [ug/L]	Grp	Name
13.644		-	-	-		PETN

Totals : 0.00000

2 Warnings or Errors :

Warning : Calibration warnings (see calibration table listing)
Warning : Calibrated compound(s) not found

==========

*** End of Report ***

Data File C:\CHEM32\1\DATA\031521\031521 2021-03-15 18-21-17\5L027870.D
Sample Name: M1C0514-39RE1@10

==========

Acq. Operator : JWR
Seq. Line : 5
Acq. Instrument : HPLC5
Location : Vial 5
Injection Date : 3/15/2021 7:56:55 PM
Inj : 1
Inj Volume : 100 µl
Acq. Method : C:\Chem32\1\DATA\031521\031521 2021-03-15 18-21-17\8330PLUS-PETN.M
Last changed : 3/15/2021 6:21:07 PM by JWR
Analysis Method : C:\CHEM32\1\METHODS\8330PLUS-PETNDA.M
Last changed : 3/17/2021 3:34:54 PM by JWR
Method Info : OVD-SOP#HPLC02: 8330PLUS-PETN Calibration 02/16/2021

Sample Info : 1

==========

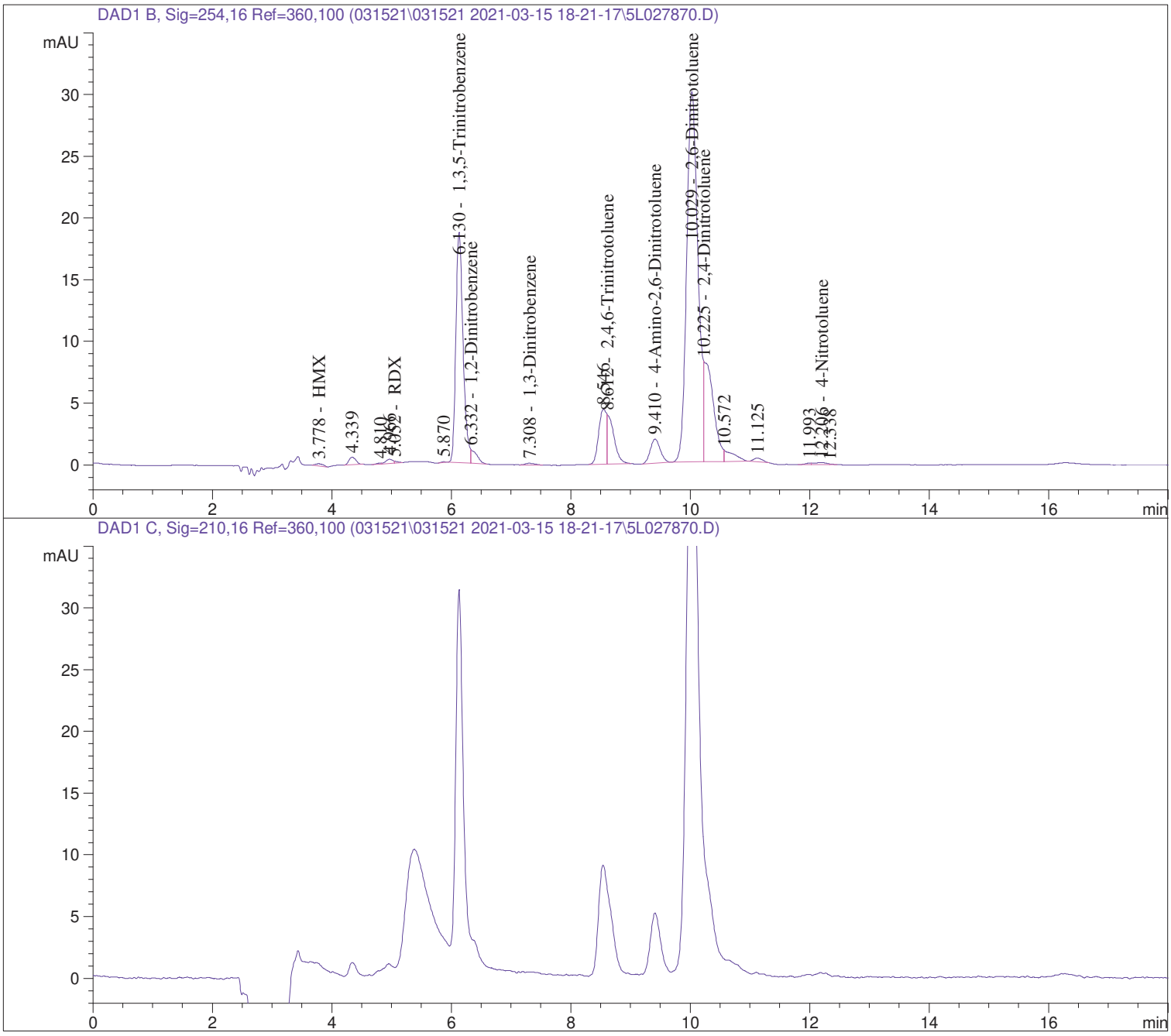

Data File C:\CHEM32\1\DATA\031521\031521 2021-03-15 18-21-17\5L027870.D
Sample Name: M1C0514-39RE1@10

==========

Acq. Operator : JWR
Seq. Line : 5
Acq. Instrument : HPLC5
Location : Vial 5
Injection Date : 3/15/2021 7:56:55 PM
Inj : 1
Inj Volume : 100 µl
Acq. Method : C:\Chem32\1\DATA\031521\031521 2021-03-15 18-21-17\8330PLUS-PETN.M
Last changed : 3/15/2021 6:21:07 PM by JWR
Analysis Method : C:\CHEM32\1\METHODS\8330PLUS-PETNDA.M
Last changed : 3/17/2021 3:34:54 PM by JWR
Method Info : OVD-SOP#HPLC02: 8330PLUS-PETN Calibration 02/16/2021

Sample Info : 1

==========

==========

External Standard Report

==========

Sorted By : Signal
Calib. Data Modified : 3/17/2021 12:58:03 PM
Multiplier : 1.0000
Dilution : 1.0000
Use Multiplier & Dilution Factor with ISTDs

Signal 1: DAD1 B, Sig=254,16 Ref=360,100

RetTime [min]	Type	Area [mAU*s]	Amt/Area	Amount [ug/L]	Grp	Name
3.778	BBA	1.48411	4.82525	7.16119		HMX
5.052	VV	5.34124e-1	20.83616	11.12910		RDX
6.130	BF	155.79984	2.64732	412.45148		1,3,5-Trinitrobenzene
6.332	VBA	7.73032	3.60438	27.86303		1,2-Dinitrobenzene
7.308	BBA	1.59969	1.49478	2.39119		1,3-Dinitrobenzene
7.606		-	-	-		Tetryl
8.046		-	-	-		Nitrobenzene
8.612	VBA	31.69960	2.53839	80.46592		2,4,6-Trinitrotoluene
9.410	BV	22.71840	4.38309	99.57686		4-Amino-2,6-Dinitrotoluene
9.792		-	-	-		2-Amino-4,6-Dinitrotoluene
10.029	VF	390.66211	3.85474	1505.90085		2,6-Dinitrotoluene
10.225	VF	94.05012	1.80902	170.13818		2,4-Dinitrotoluene
11.683		-	-	-		2-Nitrotoluene
12.206	VF	2.40507	5.40254	12.99350		4-Nitrotoluene
13.146		-	-	-		3-Nitrotoluene

Totals : 2330.07132

Data File C:\CHEM32\1\DATA\031521\031521 2021-03-15 18-21-17\5L027870.D
Sample Name: M1C0514-39RE1@10

==========

Acq. Operator : JWR
Seq. Line : 5
Acq. Instrument : HPLC5
Location : Vial 5
Injection Date : 3/15/2021 7:56:55 PM
Inj : 1
Inj Volume : 100 µl
Acq. Method : C:\Chem32\1\DATA\031521\031521 2021-03-15 18-21-17\8330PLUS-PETN.M
Last changed : 3/15/2021 6:21:07 PM by JWR
Analysis Method : C:\CHEM32\1\METHODS\8330PLUS-PETNDA.M
Last changed : 3/17/2021 3:34:54 PM by JWR
Method Info : OVD-SOP#HPLC02: 8330PLUS-PETN Calibration 02/16/2021

Sample Info : 1

==========

Signal 2: DAD1 C, Sig=210,16 Ref=360,100

RetTime [min]	Type	Area [mAU*s]	Amt/Area	Amount [ug/L]	Grp	Name
13.860		-	-	-		PETN

Totals : 0.00000

1 Warnings or Errors :

Warning : Calibrated compound(s) not found

==========

*** End of Report ***

Data File C:\CHEM32\1\DATA\031521\031521 2021-03-15 19-22-41\6L0008484.D
Sample Name: M1C0514-39RE2

==========

Acq. Operator : JWR
Seq. Line : 42
Acq. Instrument : HPLC6
Location : 39
Injection Date : 3/17/2021 7:32:44 AM
Inj : 1
Inj Volume : 100.000 µl
Acq. Method : C:\Chem32\1\Data\031521\031521 2021-03-15 19-22-41\8330.M
Last changed : 3/15/2021 7:22:41 PM by JWR
Analysis Method : C:\CHEM32\1\METHODS\8330DATA.M
Last changed : 3/18/2021 1:56:18 PM by JWR
Method Info : OVD-SOP#HPLC02 : 8330 Calibration 23-MAY-2020

Sample Info : 1

==========

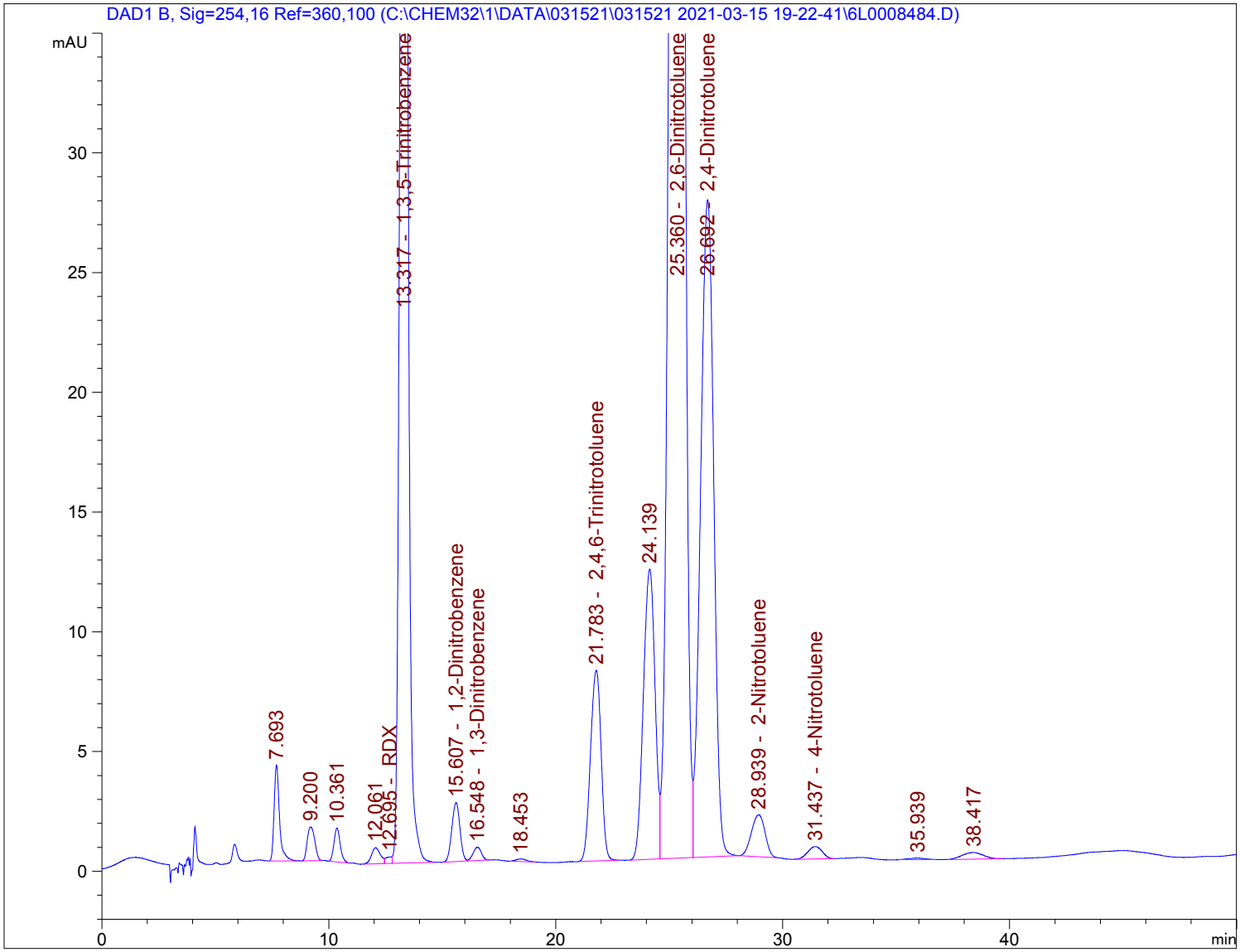

Data File C:\CHEM32\1\DATA\031521\031521 2021-03-15 19-22-41\6L0008484.D
Sample Name: M1C0514-39RE2

==========

Acq. Operator : JWR
Seq. Line : 42
Acq. Instrument : HPLC6
Location : 39
Injection Date : 3/17/2021 7:32:44 AM
Inj : 1
Inj Volume : 100.000 µl
Acq. Method : C:\Chem32\1\Data\031521\031521 2021-03-15 19-22-41\8330.M
Last changed : 3/15/2021 7:22:41 PM by JWR
Analysis Method : C:\CHEM32\1\METHODS\8330DATA.M
Last changed : 3/18/2021 1:56:18 PM by JWR
Method Info : OVD-SOP#HPLC02 : 8330 Calibration 23-MAY-2020

Sample Info : 1

==========

==========

External Standard Report

==========

Sorted By : Signal
Calib. Data Modified : 3/18/2021 11:32:28 AM
Multiplier : 1.0000
Dilution : 1.0000
Do not use Multiplier & Dilution Factor with ISTDs

Signal 1: DAD1 B, Sig=254,16 Ref=360,100

RetTime [min]	Type	Area [mAU*s]	Amt/Area	Amount [ug/L]	Grp	Name
8.341		-	-	-		HMX
12.695	VV	5.28171	4.63239	24.46695		RDX
13.317	VBA	1638.55566	2.34672	3845.22508		1,3,5-Trinitrobenzene
15.607	BV	61.76874	3.61810	223.48550		1,2-Dinitrobenzene
16.548	VBA	14.24301	1.63299	23.25864		1,3-Dinitrobenzene
17.732		-	-	-		Nitrobenzene
21.783	BB	261.24466	2.39678	626.14699		2,4,6-Trinitrotoluene
22.488		-	-	-		Tetryl
25.360	VV	3950.06470	3.76947	1.48897e4		2,6-Dinitrotoluene
26.692	VV	1107.36646	1.83436	2031.31421		2,4-Dinitrotoluene
28.939	VBA	73.23016	4.55209	333.35062		2-Nitrotoluene
31.437	BB	23.02311	5.42288	124.85160		4-Nitrotoluene
33.734		-	-	-		3-Nitrotoluene
34.489		-	-	-		4-Amino-2,6-Dinitrotoluene
37.070		-	-	-		2-Amino-4,6-Dinitrotoluene

Totals : 2.21218e4

1 Warnings or Errors :

Warning : Calibrated compound(s) not found

==========

*** End of Report ***

Data File C:\CHEM32\1\DATA\031521\031521 2021-03-15 19-22-41\6L0008485.D
Sample Name: M1C0514-39RE3@10

==========

Acq. Operator : JWR
Seq. Line : 43
Acq. Instrument : HPLC6
Location : 40
Injection Date : 3/17/2021 8:25:38 AM
Inj : 1
Inj Volume : 100.000 µl
Acq. Method : C:\Chem32\1\Data\031521\031521 2021-03-15 19-22-41\8330.M
Last changed : 3/15/2021 7:22:41 PM by JWR
Analysis Method : C:\CHEM32\1\METHODS\8330DATA.M
Last changed : 3/18/2021 2:11:06 PM by JWR
Method Info : OVD-SOP#HPLC02 : 8330 Calibration 23-MAY-2020

Sample Info : 10

==========

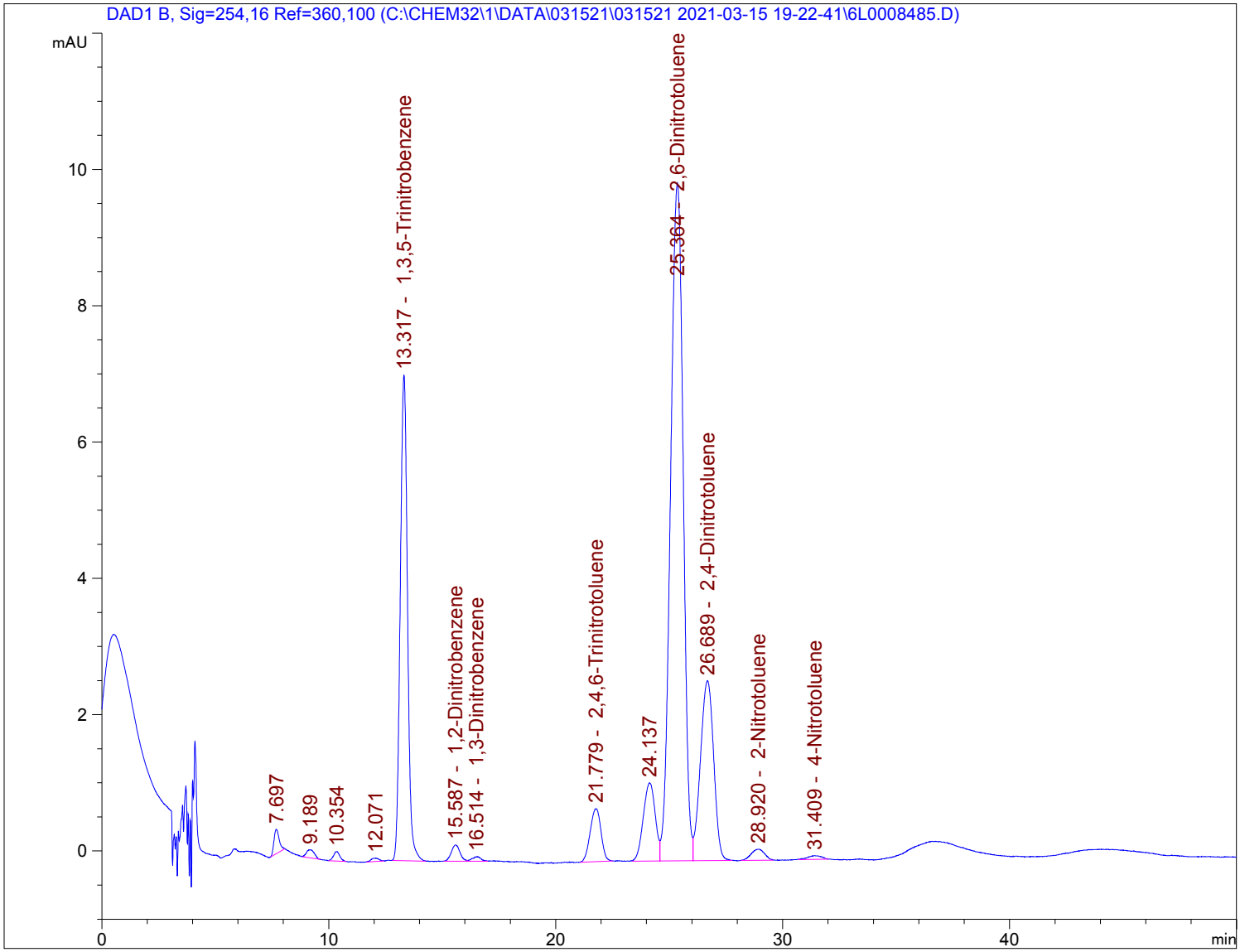

Data File C:\CHEM32\1\DATA\031521\031521 2021-03-15 19-22-41\6L0008485.D
Sample Name: M1C0514-39RE3@10

==========

Acq. Operator : JWR
Seq. Line : 43
Acq. Instrument : HPLC6
Location : 40
Injection Date : 3/17/2021 8:25:38 AM
Inj : 1
Inj Volume : 100.000 µl
Acq. Method : C:\Chem32\1\Data\031521\031521 2021-03-15 19-22-41\8330.M
Last changed : 3/15/2021 7:22:41 PM by JWR
Analysis Method : C:\CHEM32\1\METHODS\8330DATA.M
Last changed : 3/18/2021 2:11:06 PM by JWR
Method Info : OVD-SOP#HPLC02 : 8330 Calibration 23-MAY-2020

Sample Info : 10

==========

==========

External Standard Report

==========

Sorted By : Signal
Calib. Data Modified : 3/18/2021 11:32:28 AM
Multiplier : 1.0000
Dilution : 1.0000
Do not use Multiplier & Dilution Factor with ISTDs

Signal 1: DAD1 B, Sig=254,16 Ref=360,100

RetTime [min]	Type	Area [mAU*s]	Amt/Area	Amount [ug/L]	Grp	Name
8.341		-	-	-		HMX
12.657		-	-	-		RDX
13.317	BB	157.93143	2.34568	370.45620		1,3,5-Trinitrobenzene
15.587	BV	6.32993	3.56809	22.58577		1,2-Dinitrobenzene
16.514	VBA	1.79921	1.65622	2.97989		1,3-Dinitrobenzene
17.732		-	-	-		Nitrobenzene
21.779	BBA	25.73085	2.37027	60.98895		2,4,6-Trinitrotoluene
22.488		-	-	-		Tetryl
25.364	VV	384.17206	3.76877	1447.85533		2,6-Dinitrotoluene
26.689	VBA	107.30127	1.82983	196.34361		2,4-Dinitrotoluene
28.920	BBA	6.71752	4.45951	29.95684		2-Nitrotoluene
31.409	BBA	2.27460	5.48871	12.48463		4-Nitrotoluene
33.734		-	-	-		3-Nitrotoluene
34.489		-	-	-		4-Amino-2,6-Dinitrotoluene
37.070		-	-	-		2-Amino-4,6-Dinitrotoluene

Totals : 2143.65122

1 Warnings or Errors :

Warning : Calibrated compound(s) not found

==========

*** End of Report ***

Data File C:\CHEM32\1\DATA\040721\040721 2021-04-07 11-24-23\5L028101.D
Sample Name: M1C0514-59

==========

Acq. Operator : ECL
Seq. Line : 6
Acq. Instrument : HPLC5
Location : Vial 6
Injection Date : 4/7/2021 1:56:00 PM
Inj : 1
Inj Volume : 100 µl
Acq. Method : C:\Chem32\1\DATA\040721\040721 2021-04-07 11-24-23\8330PLUS-PETN.M
Last changed : 4/5/2021 11:57:50 PM by JWR
Analysis Method : C:\CHEM32\1\METHODS\8330PLUS-PETNDA.M
Last changed : 4/7/2021 11:02:27 AM by ECL
Method Info : OVD-SOP#HPLC02: 8330PLUS-PETN Calibration 03/31/2021

Sample Info : 1

==========

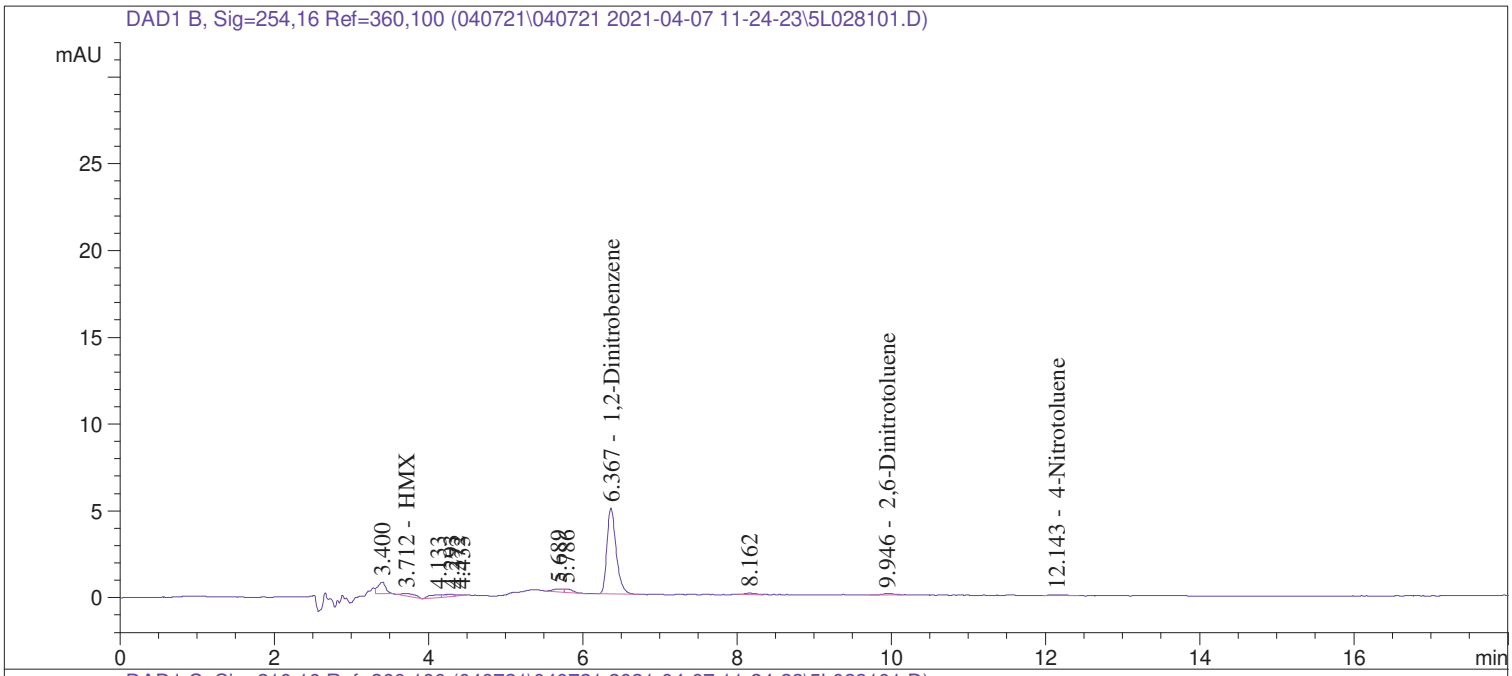

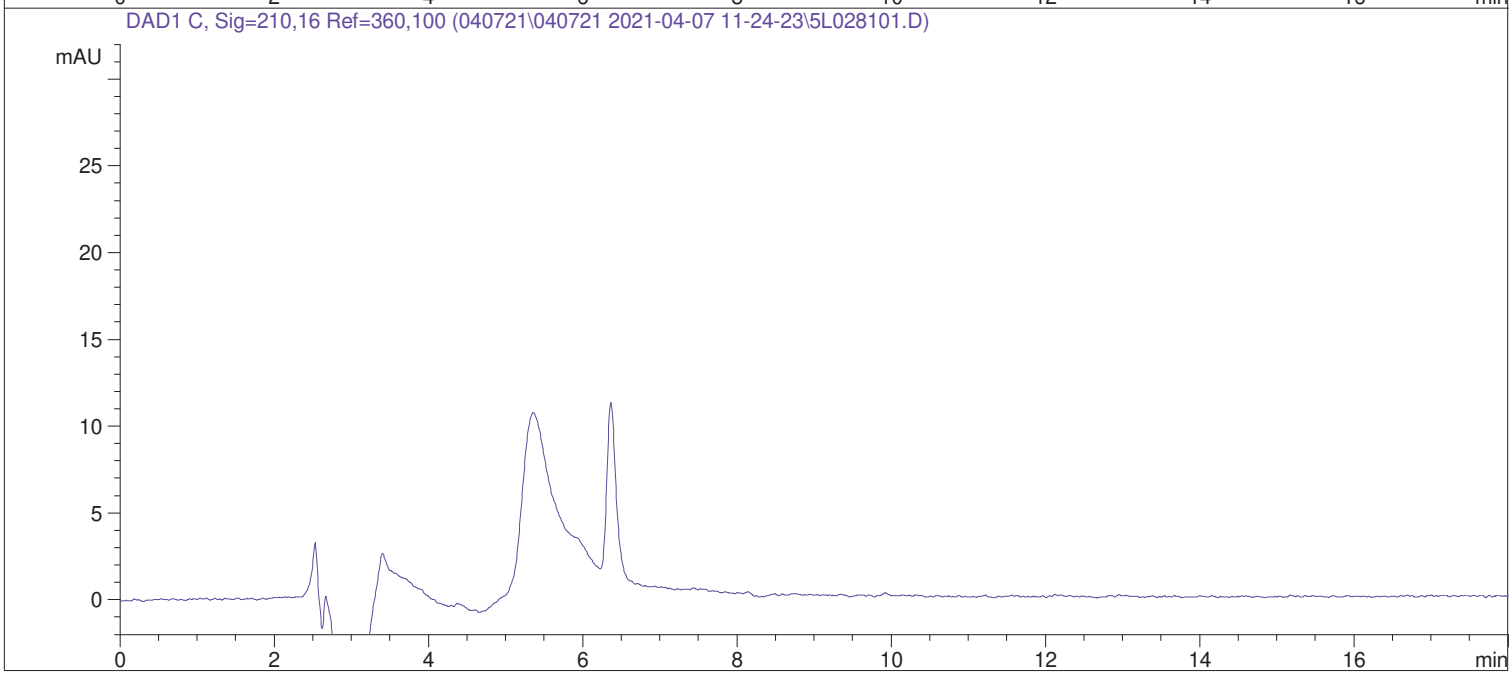

Data File C:\CHEM32\1\DATA\040721\040721 2021-04-07 11-24-23\5L028101.D
Sample Name: M1C0514-59

==========

Acq. Operator : ECL
Seq. Line : 6
Acq. Instrument : HPLC5
Location : Vial 6
Injection Date : 4/7/2021 1:56:00 PM
Inj : 1
Inj Volume : 100 µl
Acq. Method : C:\Chem32\1\DATA\040721\040721 2021-04-07 11-24-23\8330PLUS-PETN.M
Last changed : 4/5/2021 11:57:50 PM by JWR
Analysis Method : C:\CHEM32\1\METHODS\8330PLUS-PETNDA.M
Last changed : 4/7/2021 11:02:27 AM by ECL
Method Info : OVD-SOP#HPLC02: 8330PLUS-PETN Calibration 03/31/2021

Sample Info : 1

==========

==========

External Standard Report

==========

Sorted By : Signal
Calib. Data Modified : 4/6/2021 11:29:02 AM
Multiplier : 1.0000
Dilution : 1.0000
Use Multiplier & Dilution Factor with ISTDs

Signal 1: DAD1 B, Sig=254,16 Ref=360,100

RetTime [min]	Type	Area [mAU*s]	Amt/Area	Amount [ug/L]	Grp	Name
3.712	BV	2.06976	4.96137	10.26882		HMX
4.994		-	-	-		RDX
6.093		-	-	-		1,3,5-Trinitrobenzene
6.367	VBA	41.58357	3.56677	148.31906		1,2-Dinitrobenzene
7.259		-	-	-		1,3-Dinitrobenzene
7.516		-	-	-		Tetryl
7.963		-	-	-		Nitrobenzene
8.608		-	-	-		2,4,6-Trinitrotoluene
9.192		-	-	-		4-Amino-2,6-Dinitrotoluene
9.633		-	-	-		2-Amino-4,6-Dinitrotoluene
9.946	VV	9.35657e-1	3.10526	2.90546		2,6-Dinitrotoluene
10.216		-	-	-		2,4-Dinitrotoluene
11.545		-	-	-		2-Nitrotoluene
12.143	VV	8.79288e-1	5.76942	5.07298		4-Nitrotoluene
12.992		-	-	-		3-Nitrotoluene

Totals : 166.56631

Data File C:\CHEM32\1\DATA\040721\040721 2021-04-07 11-24-23\5L028101.D
Sample Name: M1C0514-59

==========

Acq. Operator : ECL Seq. Line : 6
Acq. Instrument : HPLC5 Location : Vial 6
Injection Date : 4/7/2021 1:56:00 PM Inj : 1
Inj Volume : 100 µl
Acq. Method : C:\Chem32\1\DATA\040721\040721 2021-04-07 11-24-23\8330PLUS-PETN.M
Last changed : 4/5/2021 11:57:50 PM by JWR
Analysis Method : C:\CHEM32\1\METHODS\8330PLUS-PETNDA.M
Last changed : 4/7/2021 11:02:27 AM by ECL
Method Info : OVD-SOP#HPLC02: 8330PLUS-PETN Calibration 03/31/2021

Sample Info : 1

==========

Signal 2: DAD1 C, Sig=210,16 Ref=360,100

RetTime [min]	Type	Area [mAU*s]	Amt/Area	Amount [ug/L]	Grp	Name
13.744		-	-	-		PETN

Totals : 0.00000

1 Warnings or Errors :

Warning : Calibrated compound(s) not found

==========

*** End of Report ***

Data File C:\CHEM32\1\DATA\040721\040721 2021-04-07 11-24-23\5L028102.D
Sample Name: M1C0514-60

==========

Acq. Operator : ECL
Seq. Line : 7
Acq. Instrument : HPLC5
Location : Vial 7
Injection Date : 4/7/2021 2:24:10 PM
Inj : 1
Inj Volume : 100 µl
Acq. Method : C:\Chem32\1\DATA\040721\040721 2021-04-07 11-24-23\8330PLUS-PETN.M
Last changed : 4/5/2021 11:57:50 PM by JWR
Analysis Method : C:\CHEM32\1\METHODS\8330PLUS-PETNDA.M
Last changed : 4/7/2021 11:02:27 AM by ECL
Method Info : OVD-SOP#HPLC02: 8330PLUS-PETN Calibration 03/31/2021

Sample Info : 1

==========

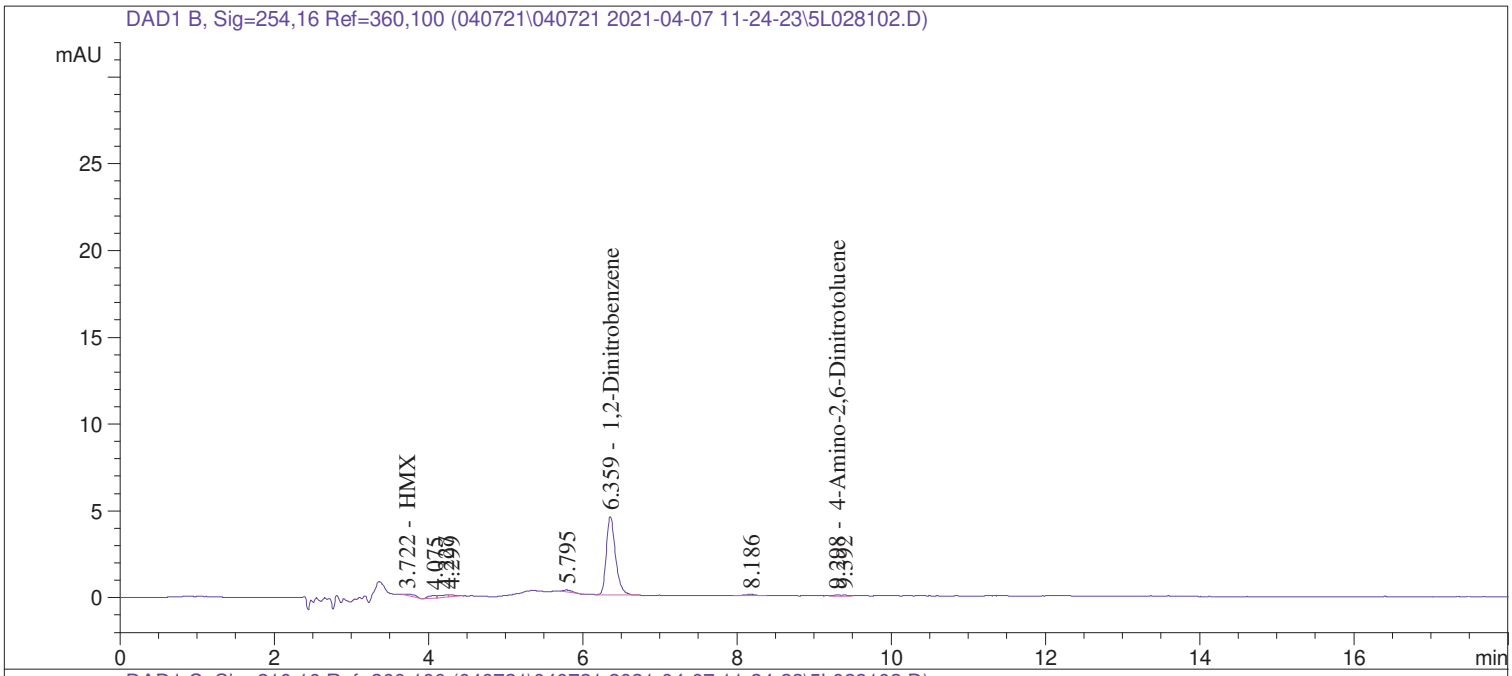

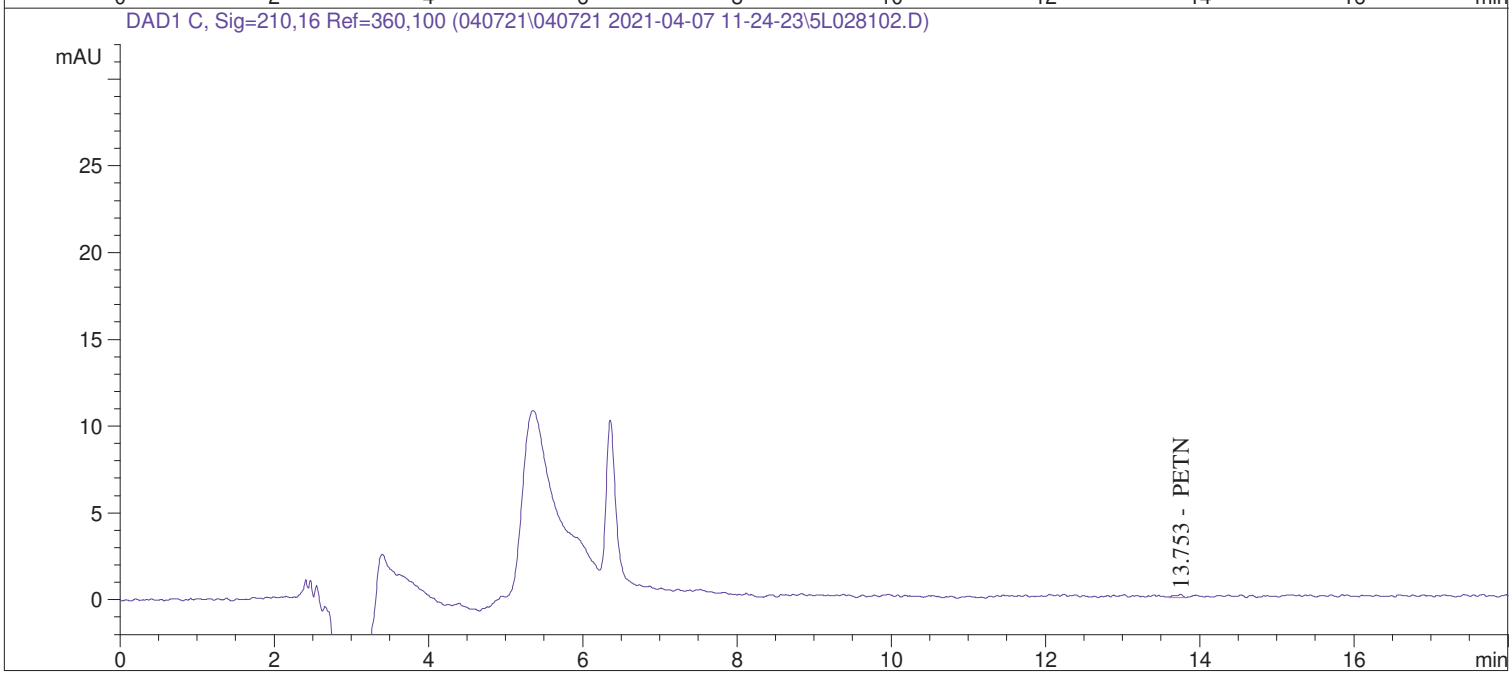

Data File C:\CHEM32\1\DATA\040721\040721 2021-04-07 11-24-23\5L028102.D
Sample Name: M1C0514-60

==========

Acq. Operator : ECL
Seq. Line : 7
Acq. Instrument : HPLC5
Location : Vial 7
Injection Date : 4/7/2021 2:24:10 PM
Inj : 1
Inj Volume : 100 µl
Acq. Method : C:\Chem32\1\DATA\040721\040721 2021-04-07 11-24-23\8330PLUS-PETN.M
Last changed : 4/5/2021 11:57:50 PM by JWR
Analysis Method : C:\CHEM32\1\METHODS\8330PLUS-PETNDA.M
Last changed : 4/7/2021 11:02:27 AM by ECL
Method Info : OVD-SOP#HPLC02: 8330PLUS-PETN Calibration 03/31/2021

Sample Info : 1

==========

==========

External Standard Report

==========

Sorted By : Signal
Calib. Data Modified : 4/6/2021 11:29:02 AM
Multiplier : 1.0000
Dilution : 1.0000
Use Multiplier & Dilution Factor with ISTDs

Signal 1: DAD1 B, Sig=254,16 Ref=360,100

RetTime [min]	Type	Area [mAU*s]	Amt/Area	Amount [ug/L]	Grp	Name
3.722	BV	1.18836	4.01381	4.76986		HMX
4.994		-	-	-		RDX
6.093		-	-	-		1,3,5-Trinitrobenzene
6.359	VBA	37.14548	3.56828	132.54542		1,2-Dinitrobenzene
7.259		-	-	-		1,3-Dinitrobenzene
7.516		-	-	-		Tetryl
7.963		-	-	-		Nitrobenzene
8.608		-	-	-		2,4,6-Trinitrotoluene
9.298	VV	3.65946e-1	7.01825	2.56830		4-Amino-2,6-Dinitrotoluene
9.633		-	-	-		2-Amino-4,6-Dinitrotoluene
9.933		-	-	-		2,6-Dinitrotoluene
10.216		-	-	-		2,4-Dinitrotoluene
11.545		-	-	-		2-Nitrotoluene
12.103		-	-	-		4-Nitrotoluene
12.992		-	-	-		3-Nitrotoluene

Totals : 139.88358

Data File C:\CHEM32\1\DATA\040721\040721 2021-04-07 11-24-23\5L028102.D
Sample Name: M1C0514-60

==========

Acq. Operator : ECL Seq. Line : 7
Acq. Instrument : HPLC5 Location : Vial 7
Injection Date : 4/7/2021 2:24:10 PM Inj : 1
Inj Volume : 100 µl
Acq. Method : C:\Chem32\1\DATA\040721\040721 2021-04-07 11-24-23\8330PLUS-PETN.M
Last changed : 4/5/2021 11:57:50 PM by JWR
Analysis Method : C:\CHEM32\1\METHODS\8330PLUS-PETNDA.M
Last changed : 4/7/2021 11:02:27 AM by ECL
Method Info : OVD-SOP#HPLC02: 8330PLUS-PETN Calibration 03/31/2021

Sample Info : 1

==========

Signal 2: DAD1 C, Sig=210,16 Ref=360,100

RetTime [min]	Type	Area [mAU*s]	Amt/Area	Amount [ug/L]	Grp	Name
13.753	VV	1.37154	1.40769	1.93070		PETN

Totals : 1.93070

1 Warnings or Errors :

Warning : Calibrated compound(s) not found

==========

*** End of Report ***

Data File C:\CHEM32\1\DATA\040721\040721 2021-04-07 11-24-23\5L028103.D
Sample Name: M1C0514-61

==========

Acq. Operator : ECL
Seq. Line : 8
Acq. Instrument : HPLC5
Location : Vial 8
Injection Date : 4/7/2021 2:52:22 PM
Inj : 1
Inj Volume : 100 µl
Acq. Method : C:\Chem32\1\DATA\040721\040721 2021-04-07 11-24-23\8330PLUS-PETN.M
Last changed : 4/5/2021 11:57:50 PM by JWR
Analysis Method : C:\CHEM32\1\METHODS\8330PLUS-PETNDA.M
Last changed : 4/7/2021 11:02:27 AM by ECL
Method Info : OVD-SOP#HPLC02: 8330PLUS-PETN Calibration 03/31/2021

Sample Info : 1

==========

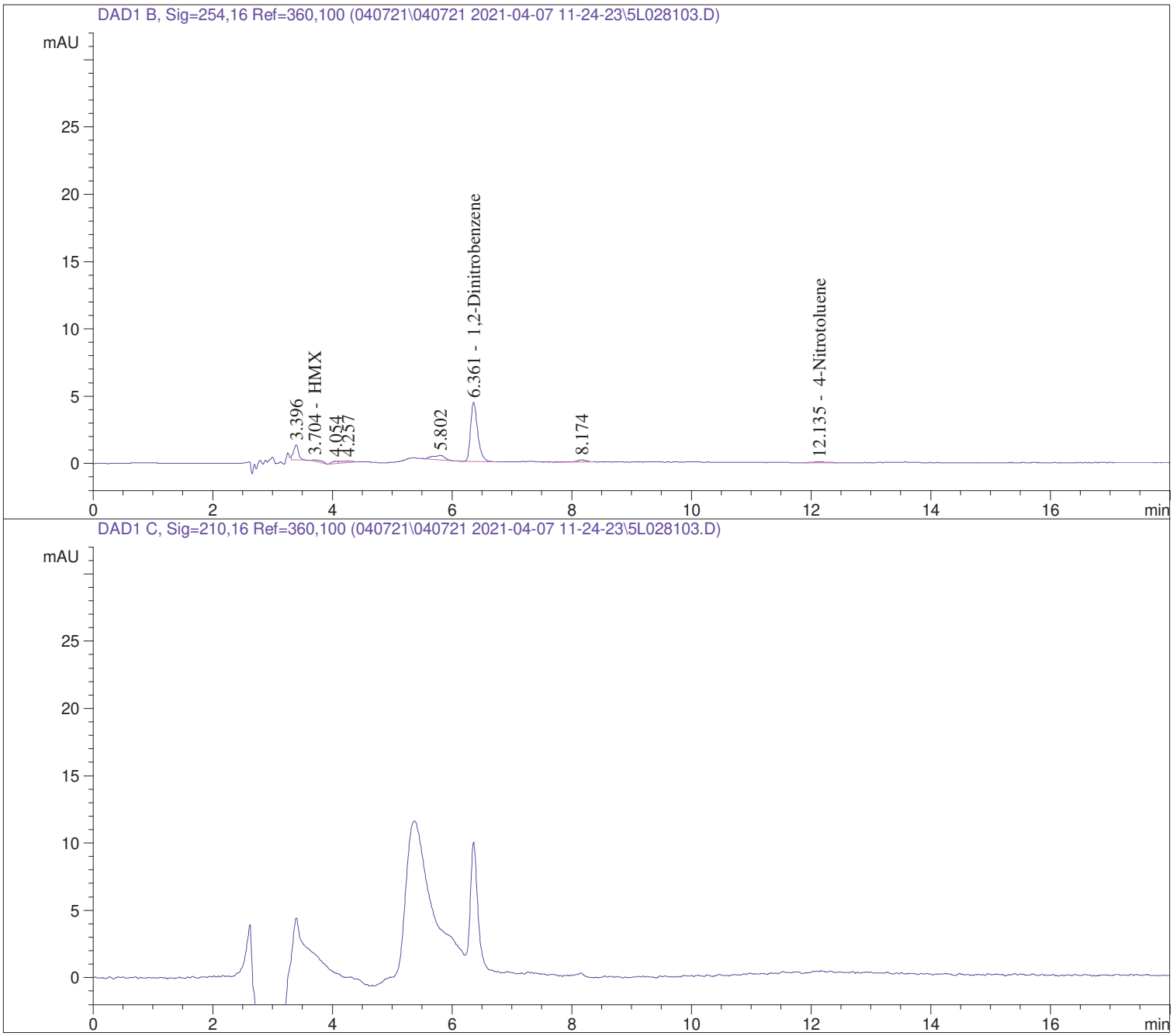

Data File C:\CHEM32\1\DATA\040721\040721 2021-04-07 11-24-23\5L028103.D
Sample Name: M1C0514-61

==========

Acq. Operator : ECL
Seq. Line : 8
Acq. Instrument : HPLC5
Location : Vial 8
Injection Date : 4/7/2021 2:52:22 PM
Inj : 1
Inj Volume : 100 µl
Acq. Method : C:\Chem32\1\DATA\040721\040721 2021-04-07 11-24-23\8330PLUS-PETN.M
Last changed : 4/5/2021 11:57:50 PM by JWR
Analysis Method : C:\CHEM32\1\METHODS\8330PLUS-PETNDA.M
Last changed : 4/7/2021 11:02:27 AM by ECL
Method Info : OVD-SOP#HPLC02: 8330PLUS-PETN Calibration 03/31/2021

Sample Info : 1

==========

==========

External Standard Report

==========

Sorted By : Signal
Calib. Data Modified : 4/6/2021 11:29:02 AM
Multiplier : 1.0000
Dilution : 1.0000
Use Multiplier & Dilution Factor with ISTDs

Signal 1: DAD1 B, Sig=254,16 Ref=360,100

RetTime [min]	Type	Area [mAU*s]	Amt/Area	Amount [ug/L]	Grp	Name
3.704	BV	1.42918	4.38875	6.27229		HMX
4.994		-	-	-		RDX
6.093		-	-	-		1,3,5-Trinitrobenzene
6.361	VBA	36.81841	3.56840	131.38296		1,2-Dinitrobenzene
7.259		-	-	-		1,3-Dinitrobenzene
7.516		-	-	-		Tetryl
7.963		-	-	-		Nitrobenzene
8.608		-	-	-		2,4,6-Trinitrotoluene
9.192		-	-	-		4-Amino-2,6-Dinitrotoluene
9.633		-	-	-		2-Amino-4,6-Dinitrotoluene
9.933		-	-	-		2,6-Dinitrotoluene
10.216		-	-	-		2,4-Dinitrotoluene
11.545		-	-	-		2-Nitrotoluene
12.135	VV	1.18601	5.66342	6.71685		4-Nitrotoluene
12.992		-	-	-		3-Nitrotoluene

Totals : 144.37210

Data File C:\CHEM32\1\DATA\040721\040721 2021-04-07 11-24-23\5L028103.D
Sample Name: M1C0514-61

==========

Acq. Operator : ECL Seq. Line : 8
Acq. Instrument : HPLC5 Location : Vial 8
Injection Date : 4/7/2021 2:52:22 PM Inj : 1
Inj Volume : 100 µl
Acq. Method : C:\Chem32\1\DATA\040721\040721 2021-04-07 11-24-23\8330PLUS-PETN.M
Last changed : 4/5/2021 11:57:50 PM by JWR
Analysis Method : C:\CHEM32\1\METHODS\8330PLUS-PETNDA.M
Last changed : 4/7/2021 11:02:27 AM by ECL
Method Info : OVD-SOP#HPLC02: 8330PLUS-PETN Calibration 03/31/2021

Sample Info : 1

==========

Signal 2: DAD1 C, Sig=210,16 Ref=360,100

RetTime [min]	Type	Area [mAU*s]	Amt/Area	Amount [ug/L]	Grp	Name
13.744		-	-	-		PETN

Totals : 0.00000

1 Warnings or Errors :

Warning : Calibrated compound(s) not found

==========

*** End of Report ***

Data File C:\CHEM32\1\DATA\040721\040721 2021-04-07 11-24-23\5L028106.D
Sample Name: M1C0514-62

==========

Acq. Operator : ECL
Seq. Line : 11
Acq. Instrument : HPLC5
Location : Vial 11
Injection Date : 4/7/2021 4:16:59 PM
Inj : 1
Inj Volume : 100 µl
Acq. Method : C:\Chem32\1\DATA\040721\040721 2021-04-07 11-24-23\8330PLUS-PETN.M
Last changed : 4/5/2021 11:57:50 PM by JWR
Analysis Method : C:\CHEM32\1\METHODS\8330PLUS-PETNDA.M
Last changed : 4/7/2021 11:02:27 AM by ECL
Method Info : OVD-SOP#HPLC02: 8330PLUS-PETN Calibration 03/31/2021

Sample Info : 1

==========

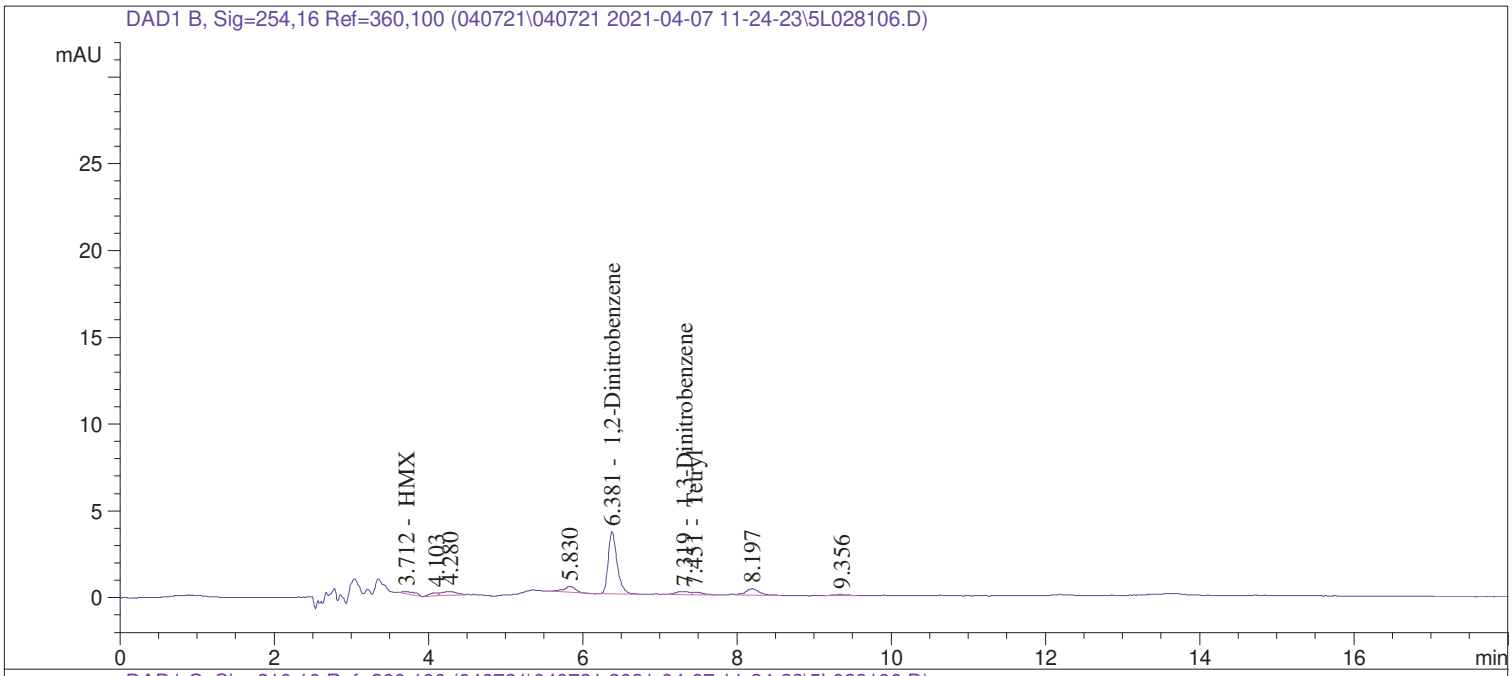

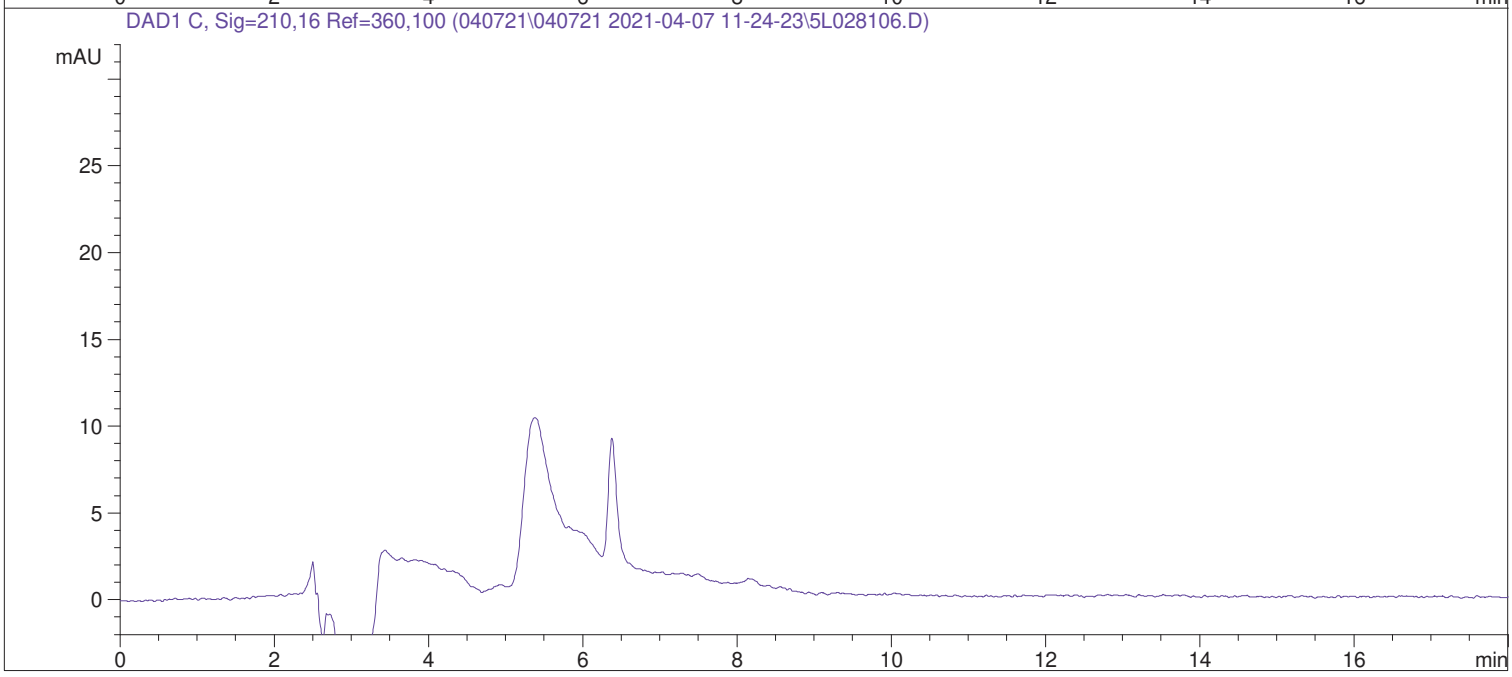

Data File C:\CHEM32\1\DATA\040721\040721 2021-04-07 11-24-23\5L028106.D
Sample Name: M1C0514-62

==========

Acq. Operator : ECL
Seq. Line : 11
Acq. Instrument : HPLC5
Location : Vial 11
Injection Date : 4/7/2021 4:16:59 PM
Inj : 1
Inj Volume : 100 µl
Acq. Method : C:\Chem32\1\DATA\040721\040721 2021-04-07 11-24-23\8330PLUS-PETN.M
Last changed : 4/5/2021 11:57:50 PM by JWR
Analysis Method : C:\CHEM32\1\METHODS\8330PLUS-PETNDA.M
Last changed : 4/7/2021 11:02:27 AM by ECL
Method Info : OVD-SOP#HPLC02: 8330PLUS-PETN Calibration 03/31/2021

Sample Info : 1

==========

==========

External Standard Report

==========

Sorted By : Signal
Calib. Data Modified : 4/6/2021 11:29:02 AM
Multiplier : 1.0000
Dilution : 1.0000
Use Multiplier & Dilution Factor with ISTDs

Signal 1: DAD1 B, Sig=254,16 Ref=360,100

RetTime [min]	Type	Area [mAU*s]	Amt/Area	Amount [ug/L]	Grp	Name
3.712	BV	1.73463	4.71455	8.17802		HMX
4.994		-	-	-		RDX
6.093		-	-	-		1,3,5-Trinitrobenzene
6.381	VBA	29.03272	3.57222	103.71142		1,2-Dinitrobenzene
7.319	VV	2.29304	1.73596	3.98062		1,3-Dinitrobenzene
7.451	VV	1.33415	2.83594	3.78357		Tetryl
7.963		-	-	-		Nitrobenzene
8.608		-	-	-		2,4,6-Trinitrotoluene
9.192		-	-	-		4-Amino-2,6-Dinitrotoluene
9.633		-	-	-		2-Amino-4,6-Dinitrotoluene
9.933		-	-	-		2,6-Dinitrotoluene
10.216		-	-	-		2,4-Dinitrotoluene
11.545		-	-	-		2-Nitrotoluene
12.103		-	-	-		4-Nitrotoluene
12.992		-	-	-		3-Nitrotoluene

Totals : 119.65364

Data File C:\CHEM32\1\DATA\040721\040721 2021-04-07 11-24-23\5L028106.D
Sample Name: M1C0514-62

==========

Acq. Operator : ECL Seq. Line : 11
Acq. Instrument : HPLC5 Location : Vial 11
Injection Date : 4/7/2021 4:16:59 PM Inj : 1
Inj Volume : 100 µl
Acq. Method : C:\Chem32\1\DATA\040721\040721 2021-04-07 11-24-23\8330PLUS-PETN.M
Last changed : 4/5/2021 11:57:50 PM by JWR
Analysis Method : C:\CHEM32\1\METHODS\8330PLUS-PETNDA.M
Last changed : 4/7/2021 11:02:27 AM by ECL
Method Info : OVD-SOP#HPLC02: 8330PLUS-PETN Calibration 03/31/2021

Sample Info : 1

==========

Signal 2: DAD1 C, Sig=210,16 Ref=360,100

RetTime [min]	Type	Area [mAU*s]	Amt/Area	Amount [ug/L]	Grp	Name
13.744		-	-	-		PETN

Totals : 0.00000

1 Warnings or Errors :

Warning : Calibrated compound(s) not found

==========

*** End of Report ***

Data File C:\CHEM32\1\DATA\040721\040721 2021-04-07 11-24-23\5L028108.D
Sample Name: M1C0514-63

==========

Acq. Operator : ECL
Seq. Line : 13
Acq. Instrument : HPLC5
Location : Vial 12
Injection Date : 4/7/2021 5:13:19 PM
Inj : 1
Inj Volume : 100 µl
Acq. Method : C:\Chem32\1\DATA\040721\040721 2021-04-07 11-24-23\8330PLUS-PETN.M
Last changed : 4/5/2021 11:57:50 PM by JWR
Analysis Method : C:\CHEM32\1\METHODS\8330PLUS-PETNDA.M
Last changed : 4/7/2021 11:02:27 AM by ECL
Method Info : OVD-SOP#HPLC02: 8330PLUS-PETN Calibration 03/31/2021

Sample Info : 1

==========

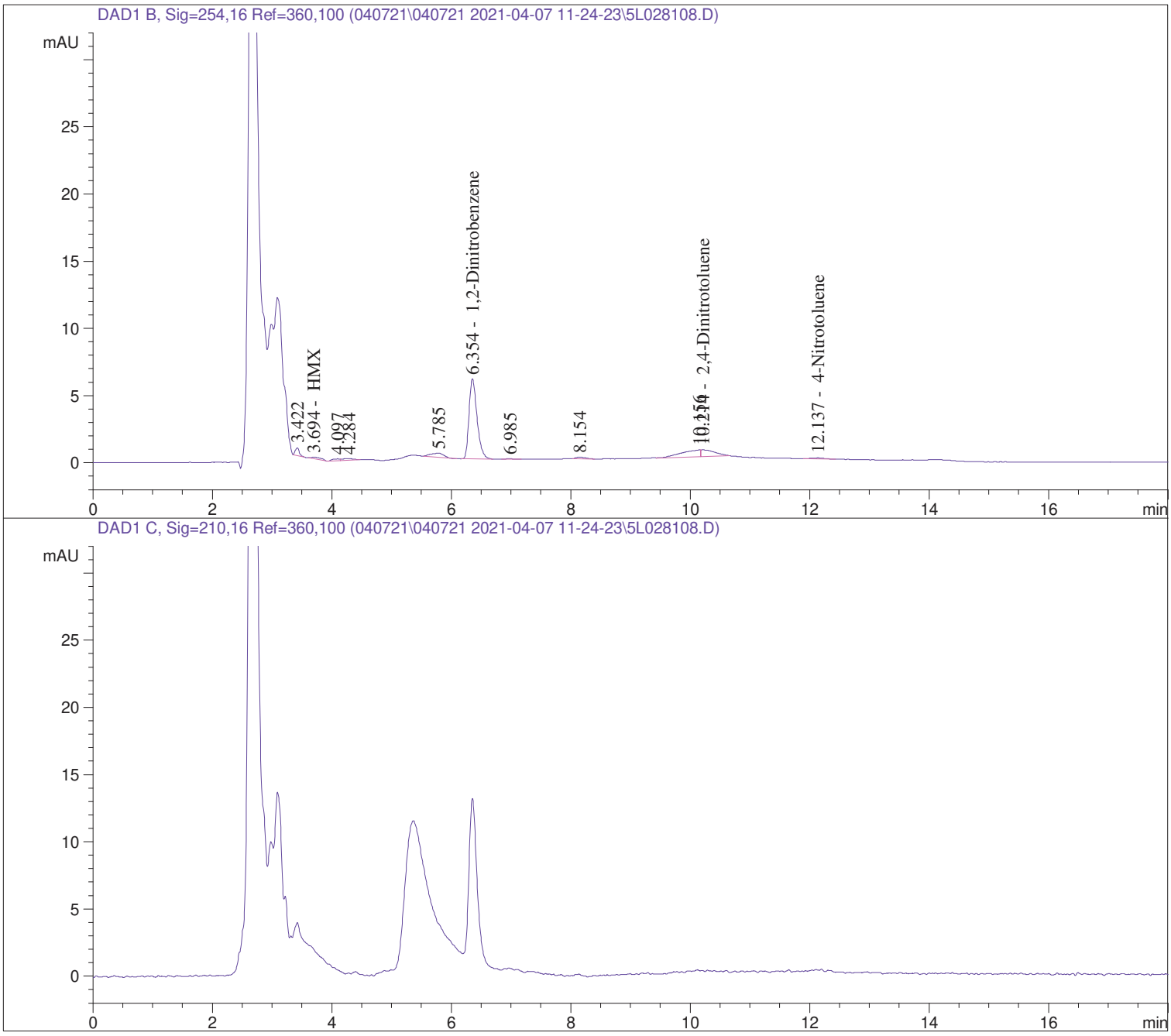

Data File C:\CHEM32\1\DATA\040721\040721 2021-04-07 11-24-23\5L028108.D
Sample Name: M1C0514-63

==========

Acq. Operator : ECL
Seq. Line : 13
Acq. Instrument : HPLC5
Location : Vial 12
Injection Date : 4/7/2021 5:13:19 PM
Inj : 1
Inj Volume : 100 µl
Acq. Method : C:\Chem32\1\DATA\040721\040721 2021-04-07 11-24-23\8330PLUS-PETN.M
Last changed : 4/5/2021 11:57:50 PM by JWR
Analysis Method : C:\CHEM32\1\METHODS\8330PLUS-PETNDA.M
Last changed : 4/7/2021 11:02:27 AM by ECL
Method Info : OVD-SOP#HPLC02: 8330PLUS-PETN Calibration 03/31/2021

Sample Info : 1

==========

==========

External Standard Report

==========

Sorted By : Signal
Calib. Data Modified : 4/6/2021 11:29:02 AM
Multiplier : 1.0000
Dilution : 1.0000
Use Multiplier & Dilution Factor with ISTDs

Signal 1: DAD1 B, Sig=254,16 Ref=360,100

RetTime [min]	Type	Area [mAU*s]	Amt/Area	Amount [ug/L]	Grp	Name
3.694	BV	1.77308	4.74760	8.41788		HMX
4.994		-	-	-		RDX
6.093		-	-	-		1,3,5-Trinitrobenzene
6.354	VV	56.06258	3.56351	199.77969		1,2-Dinitrobenzene
7.259		-	-	-		1,3-Dinitrobenzene
7.516		-	-	-		Tetryl
7.963		-	-	-		Nitrobenzene
8.608		-	-	-		2,4,6-Trinitrotoluene
9.192		-	-	-		4-Amino-2,6-Dinitrotoluene
9.633		-	-	-		2-Amino-4,6-Dinitrotoluene
9.933		-	-	-		2,6-Dinitrotoluene
10.214	VBA	8.03959	1.80310	14.49618		2,4-Dinitrotoluene
11.545		-	-	-		2-Nitrotoluene
12.137	VV	1.46387	5.60575	8.20608		4-Nitrotoluene
12.992		-	-	-		3-Nitrotoluene

Totals : 230.89982

Data File C:\CHEM32\1\DATA\040721\040721 2021-04-07 11-24-23\5L028108.D
Sample Name: M1C0514-63

==========

Acq. Operator : ECL
Seq. Line : 13
Acq. Instrument : HPLC5
Location : Vial 12
Injection Date : 4/7/2021 5:13:19 PM
Inj : 1
Inj Volume : 100 µl
Acq. Method : C:\Chem32\1\DATA\040721\040721 2021-04-07 11-24-23\8330PLUS-PETN.M
Last changed : 4/5/2021 11:57:50 PM by JWR
Analysis Method : C:\CHEM32\1\METHODS\8330PLUS-PETNDA.M
Last changed : 4/7/2021 11:02:27 AM by ECL
Method Info : OVD-SOP#HPLC02: 8330PLUS-PETN Calibration 03/31/2021

Sample Info : 1

==========

Signal 2: DAD1 C, Sig=210,16 Ref=360,100

RetTime [min]	Type	Area [mAU*s]	Amt/Area	Amount [ug/L]	Grp	Name
13.744		-	-	-		PETN

Totals : 0.00000

1 Warnings or Errors :

Warning : Calibrated compound(s) not found

==========

*** End of Report ***

Data File C:\CHEM32\1\DATA\040721\040721 2021-04-07 11-24-23\5L028109.D
Sample Name: M1C0514-64

==========

Acq. Operator : ECL
Seq. Line : 14
Acq. Instrument : HPLC5
Location : Vial 13
Injection Date : 4/7/2021 5:41:34 PM
Inj : 1
Inj Volume : 100 µl
Acq. Method : C:\Chem32\1\DATA\040721\040721 2021-04-07 11-24-23\8330PLUS-PETN.M
Last changed : 4/5/2021 11:57:50 PM by JWR
Analysis Method : C:\CHEM32\1\METHODS\8330PLUS-PETNDA.M
Last changed : 4/8/2021 8:15:51 AM by ECL
Method Info : OVD-SOP#HPLC02: 8330PLUS-PETN Calibration 03/31/2021

Sample Info : 1

==========

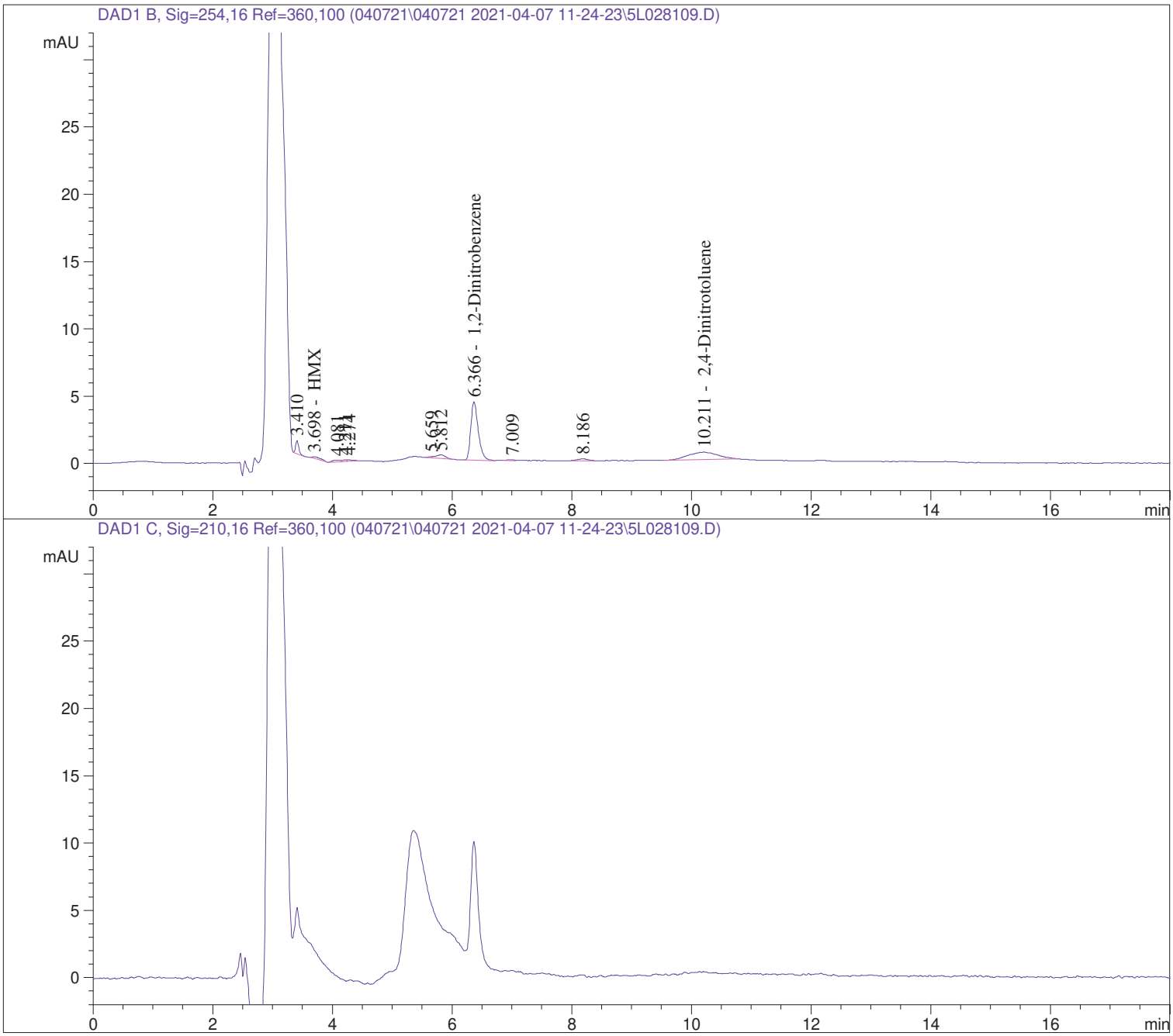

Data File C:\CHEM32\1\DATA\040721\040721 2021-04-07 11-24-23\5L028109.D
Sample Name: M1C0514-64

==========

Acq. Operator : ECL
Seq. Line : 14
Acq. Instrument : HPLC5
Location : Vial 13
Injection Date : 4/7/2021 5:41:34 PM
Inj : 1
Inj Volume : 100 µl
Acq. Method : C:\Chem32\1\DATA\040721\040721 2021-04-07 11-24-23\8330PLUS-PETN.M
Last changed : 4/5/2021 11:57:50 PM by JWR
Analysis Method : C:\CHEM32\1\METHODS\8330PLUS-PETNDA.M
Last changed : 4/8/2021 8:15:51 AM by ECL
Method Info : OVD-SOP#HPLC02: 8330PLUS-PETN Calibration 03/31/2021

Sample Info : 1

==========

==========

External Standard Report

==========

Sorted By : Signal
Calib. Data Modified : 4/6/2021 11:29:02 AM
Multiplier : 1.0000
Dilution : 1.0000
Use Multiplier & Dilution Factor with ISTDs

Signal 1: DAD1 B, Sig=254,16 Ref=360,100

RetTime [min]	Type	Area [mAU*s]	Amt/Area	Amount [ug/L]	Grp	Name
3.698	BV	1.40293	4.35413	6.10854		HMX
4.994		-	-	-		RDX
6.093		-	-	-		1,3,5-Trinitrobenzene
6.366	VV	37.76399	3.56805	134.74368		1,2-Dinitrobenzene
7.259		-	-	-		1,3-Dinitrobenzene
7.516		-	-	-		Tetryl
7.963		-	-	-		Nitrobenzene
8.608		-	-	-		2,4,6-Trinitrotoluene
9.192		-	-	-		4-Amino-2,6-Dinitrotoluene
9.633		-	-	-		2-Amino-4,6-Dinitrotoluene
9.933		-	-	-		2,6-Dinitrotoluene
10.211	VBA	19.82675	1.81654	36.01602		2,4-Dinitrotoluene
11.545		-	-	-		2-Nitrotoluene
12.103		-	-	-		4-Nitrotoluene
12.992		-	-	-		3-Nitrotoluene

Totals : 176.86823

Data File C:\CHEM32\1\DATA\040721\040721 2021-04-07 11-24-23\5L028109.D
Sample Name: M1C0514-64

==========

Acq. Operator : ECL Seq. Line : 14
Acq. Instrument : HPLC5 Location : Vial 13
Injection Date : 4/7/2021 5:41:34 PM Inj : 1
Inj Volume : 100 µl
Acq. Method : C:\Chem32\1\DATA\040721\040721 2021-04-07 11-24-23\8330PLUS-PETN.M
Last changed : 4/5/2021 11:57:50 PM by JWR
Analysis Method : C:\CHEM32\1\METHODS\8330PLUS-PETNDA.M
Last changed : 4/8/2021 8:15:51 AM by ECL
Method Info : OVD-SOP#HPLC02: 8330PLUS-PETN Calibration 03/31/2021

Sample Info : 1

==========

Signal 2: DAD1 C, Sig=210,16 Ref=360,100

RetTime [min]	Type	Area [mAU*s]	Amt/Area	Amount [ug/L]	Grp	Name
13.744		-	-	-		PETN

Totals : 0.00000

1 Warnings or Errors :

Warning : Calibrated compound(s) not found

==========

*** End of Report ***

Data File C:\CHEM32\1\DATA\040721\040721 2021-04-07 11-24-23\5L028110.D
Sample Name: M1C0514-65

==========

Acq. Operator : ECL
Seq. Line : 15
Acq. Instrument : HPLC5
Location : Vial 14
Injection Date : 4/7/2021 6:09:45 PM
Inj : 1
Inj Volume : 100 µl
Acq. Method : C:\Chem32\1\DATA\040721\040721 2021-04-07 11-24-23\8330PLUS-PETN.M
Last changed : 4/5/2021 11:57:50 PM by JWR
Analysis Method : C:\CHEM32\1\METHODS\8330PLUS-PETNDA.M
Last changed : 4/8/2021 8:15:51 AM by ECL
Method Info : OVD-SOP#HPLC02: 8330PLUS-PETN Calibration 03/31/2021

Sample Info : 1

==========

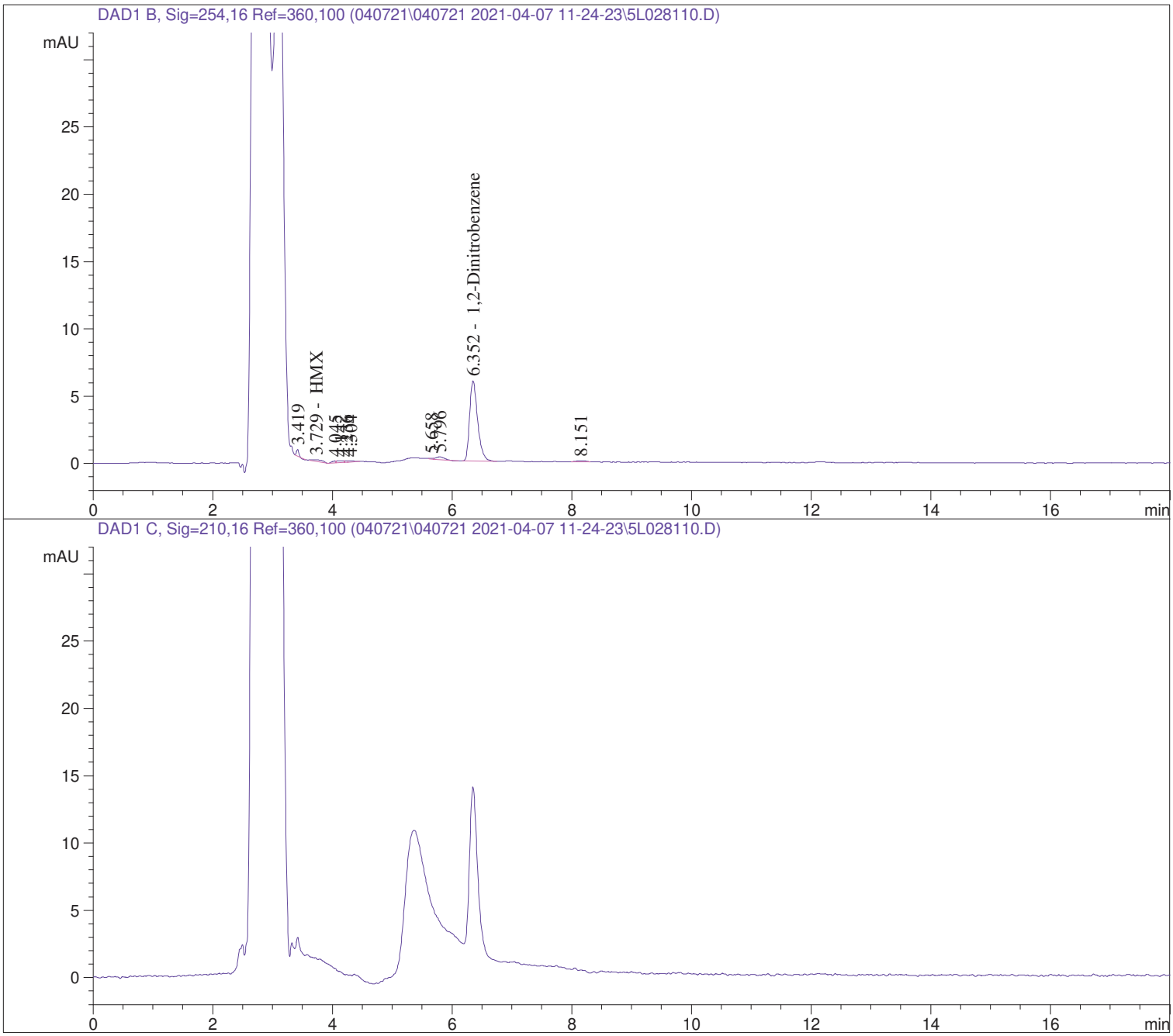

Data File C:\CHEM32\1\DATA\040721\040721 2021-04-07 11-24-23\5L028110.D
Sample Name: M1C0514-65

==========

Acq. Operator : ECL
Seq. Line : 15
Acq. Instrument : HPLC5
Location : Vial 14
Injection Date : 4/7/2021 6:09:45 PM
Inj : 1
Inj Volume : 100 µl
Acq. Method : C:\Chem32\1\DATA\040721\040721 2021-04-07 11-24-23\8330PLUS-PETN.M
Last changed : 4/5/2021 11:57:50 PM by JWR
Analysis Method : C:\CHEM32\1\METHODS\8330PLUS-PETNDA.M
Last changed : 4/8/2021 8:15:51 AM by ECL
Method Info : OVD-SOP#HPLC02: 8330PLUS-PETN Calibration 03/31/2021

Sample Info : 1

==========

==========

External Standard Report

==========

Sorted By : Signal
Calib. Data Modified : 4/6/2021 11:29:02 AM
Multiplier : 1.0000
Dilution : 1.0000
Use Multiplier & Dilution Factor with ISTDs

Signal 1: DAD1 B, Sig=254,16 Ref=360,100

RetTime [min]	Type	Area [mAU*s]	Amt/Area	Amount [ug/L]	Grp	Name
3.729	BV	1.75741	4.73431	8.32012		HMX
4.994		-	-	-		RDX
6.093		-	-	-		1,3,5-Trinitrobenzene
6.352	VBA	55.80989	3.56355	198.88159		1,2-Dinitrobenzene
7.259		-	-	-		1,3-Dinitrobenzene
7.516		-	-	-		Tetryl
7.963		-	-	-		Nitrobenzene
8.608		-	-	-		2,4,6-Trinitrotoluene
9.192		-	-	-		4-Amino-2,6-Dinitrotoluene
9.633		-	-	-		2-Amino-4,6-Dinitrotoluene
9.933		-	-	-		2,6-Dinitrotoluene
10.216		-	-	-		2,4-Dinitrotoluene
11.545		-	-	-		2-Nitrotoluene
12.103		-	-	-		4-Nitrotoluene
12.992		-	-	-		3-Nitrotoluene

Totals : 207.20172

Data File C:\CHEM32\1\DATA\040721\040721 2021-04-07 11-24-23\5L028110.D
Sample Name: M1C0514-65

==========

Acq. Operator : ECL Seq. Line : 15
Acq. Instrument : HPLC5 Location : Vial 14
Injection Date : 4/7/2021 6:09:45 PM Inj : 1
Inj Volume : 100 µl
Acq. Method : C:\Chem32\1\DATA\040721\040721 2021-04-07 11-24-23\8330PLUS-PETN.M
Last changed : 4/5/2021 11:57:50 PM by JWR
Analysis Method : C:\CHEM32\1\METHODS\8330PLUS-PETNDA.M
Last changed : 4/8/2021 8:15:51 AM by ECL
Method Info : OVD-SOP#HPLC02: 8330PLUS-PETN Calibration 03/31/2021

Sample Info : 1

==========

Signal 2: DAD1 C, Sig=210,16 Ref=360,100

RetTime [min]	Type	Area [mAU*s]	Amt/Area	Amount [ug/L]	Grp	Name
13.744		-	-	-		PETN

Totals : 0.00000

1 Warnings or Errors :

Warning : Calibrated compound(s) not found

==========

*** End of Report ***

Data File C:\CHEM32\1\DATA\040721\040721 2021-04-07 11-24-23\5L028111.D
Sample Name: M1C0514-66

==========

Acq. Operator : ECL
Seq. Line : 16
Acq. Instrument : HPLC5
Location : Vial 15
Injection Date : 4/7/2021 6:37:53 PM
Inj : 1
Inj Volume : 100 µl
Acq. Method : C:\Chem32\1\DATA\040721\040721 2021-04-07 11-24-23\8330PLUS-PETN.M
Last changed : 4/5/2021 11:57:50 PM by JWR
Analysis Method : C:\CHEM32\1\METHODS\8330PLUS-PETNDA.M
Last changed : 4/8/2021 8:15:51 AM by ECL
Method Info : OVD-SOP#HPLC02: 8330PLUS-PETN Calibration 03/31/2021

Sample Info : 1

==========

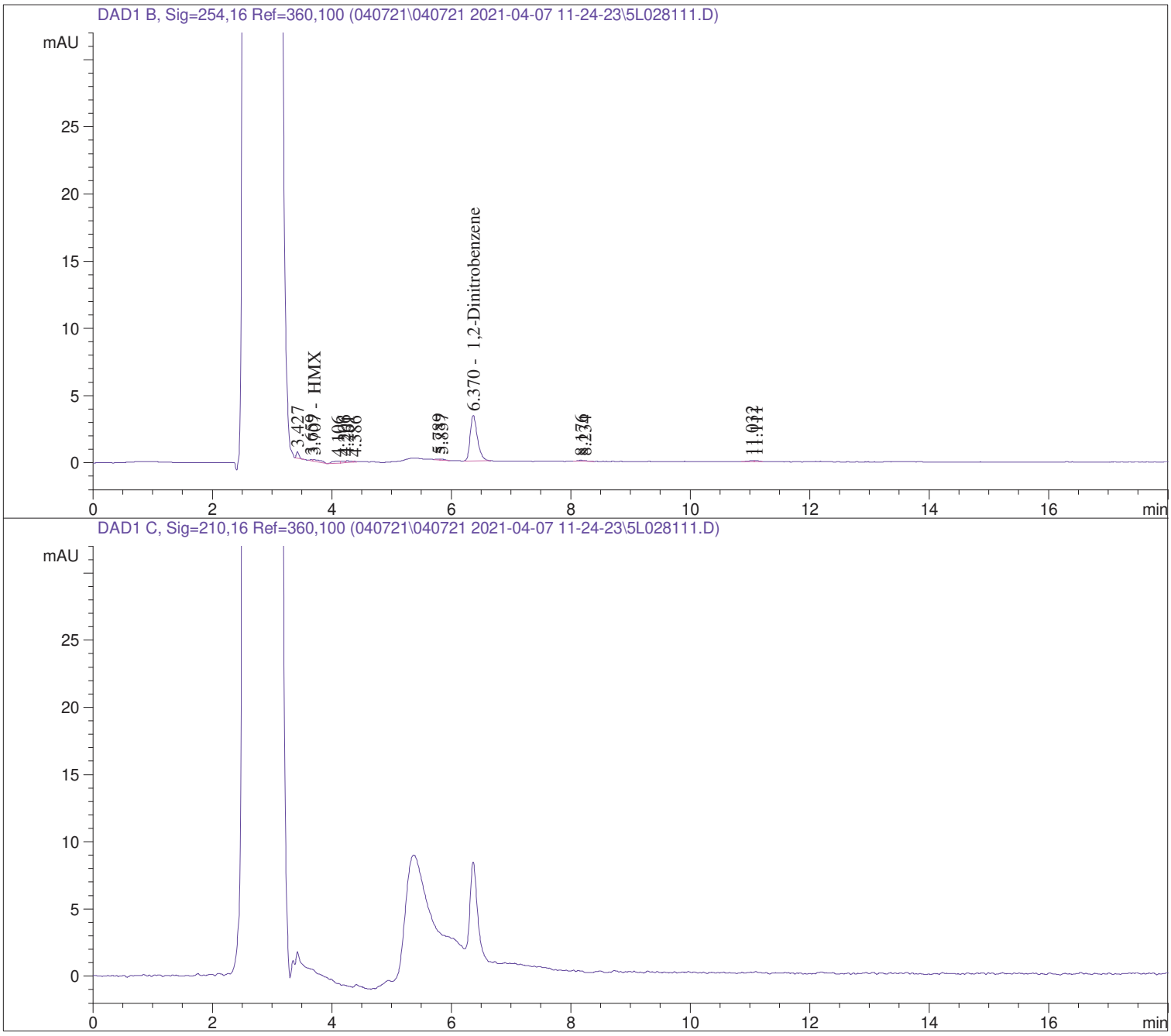

Data File C:\CHEM32\1\DATA\040721\040721 2021-04-07 11-24-23\5L028111.D
Sample Name: M1C0514-66

==========

Acq. Operator : ECL
Seq. Line : 16
Acq. Instrument : HPLC5
Location : Vial 15
Injection Date : 4/7/2021 6:37:53 PM
Inj : 1
Inj Volume : 100 µl
Acq. Method : C:\Chem32\1\DATA\040721\040721 2021-04-07 11-24-23\8330PLUS-PETN.M
Last changed : 4/5/2021 11:57:50 PM by JWR
Analysis Method : C:\CHEM32\1\METHODS\8330PLUS-PETNDA.M
Last changed : 4/8/2021 8:15:51 AM by ECL
Method Info : OVD-SOP#HPLC02: 8330PLUS-PETN Calibration 03/31/2021

Sample Info : 1

==========

==========

External Standard Report

==========

Sorted By : Signal
Calib. Data Modified : 4/6/2021 11:29:02 AM
Multiplier : 1.0000
Dilution : 1.0000
Use Multiplier & Dilution Factor with ISTDs

Signal 1: DAD1 B, Sig=254,16 Ref=360,100

RetTime [min]	Type	Area [mAU*s]	Amt/Area	Amount [ug/L]	Grp	Name
3.707	VV	1.48625	4.45980	6.62838		HMX
4.994		-	-	-		RDX
6.093		-	-	-		1,3,5-Trinitrobenzene
6.370	VV	28.42811	3.57261	101.56254		1,2-Dinitrobenzene
7.259		-	-	-		1,3-Dinitrobenzene
7.516		-	-	-		Tetryl
7.963		-	-	-		Nitrobenzene
8.608		-	-	-		2,4,6-Trinitrotoluene
9.192		-	-	-		4-Amino-2,6-Dinitrotoluene
9.633		-	-	-		2-Amino-4,6-Dinitrotoluene
9.933		-	-	-		2,6-Dinitrotoluene
10.216		-	-	-		2,4-Dinitrotoluene
11.545		-	-	-		2-Nitrotoluene
12.103		-	-	-		4-Nitrotoluene
12.992		-	-	-		3-Nitrotoluene

Totals : 108.19091

Data File C:\CHEM32\1\DATA\040721\040721 2021-04-07 11-24-23\5L028111.D
Sample Name: M1C0514-66

==========

Acq. Operator : ECL Seq. Line : 16
Acq. Instrument : HPLC5 Location : Vial 15
Injection Date : 4/7/2021 6:37:53 PM Inj : 1
Inj Volume : 100 µl
Acq. Method : C:\Chem32\1\DATA\040721\040721 2021-04-07 11-24-23\8330PLUS-PETN.M
Last changed : 4/5/2021 11:57:50 PM by JWR
Analysis Method : C:\CHEM32\1\METHODS\8330PLUS-PETNDA.M
Last changed : 4/8/2021 8:15:51 AM by ECL
Method Info : OVD-SOP#HPLC02: 8330PLUS-PETN Calibration 03/31/2021

Sample Info : 1

==========

Signal 2: DAD1 C, Sig=210,16 Ref=360,100

RetTime [min]	Type	Area [mAU*s]	Amt/Area	Amount [ug/L]	Grp	Name
13.744		-	-	-		PETN

Totals : 0.00000

1 Warnings or Errors :

Warning : Calibrated compound(s) not found

==========

*** End of Report ***

Data File C:\CHEM32\1\DATA\040721\040721 2021-04-07 11-24-23\5L028114.D
Sample Name: M1C0514-67

==========

Acq. Operator : ECL
Seq. Line : 19
Acq. Instrument : HPLC5
Location : Vial 18
Injection Date : 4/7/2021 8:02:25 PM
Inj : 1
Inj Volume : 100 µl
Acq. Method : C:\Chem32\1\DATA\040721\040721 2021-04-07 11-24-23\8330PLUS-PETN.M
Last changed : 4/5/2021 11:57:50 PM by JWR
Analysis Method : C:\CHEM32\1\METHODS\8330PLUS-PETNDA.M
Last changed : 4/8/2021 8:15:51 AM by ECL
Method Info : OVD-SOP#HPLC02: 8330PLUS-PETN Calibration 03/31/2021

Sample Info : 1

==========

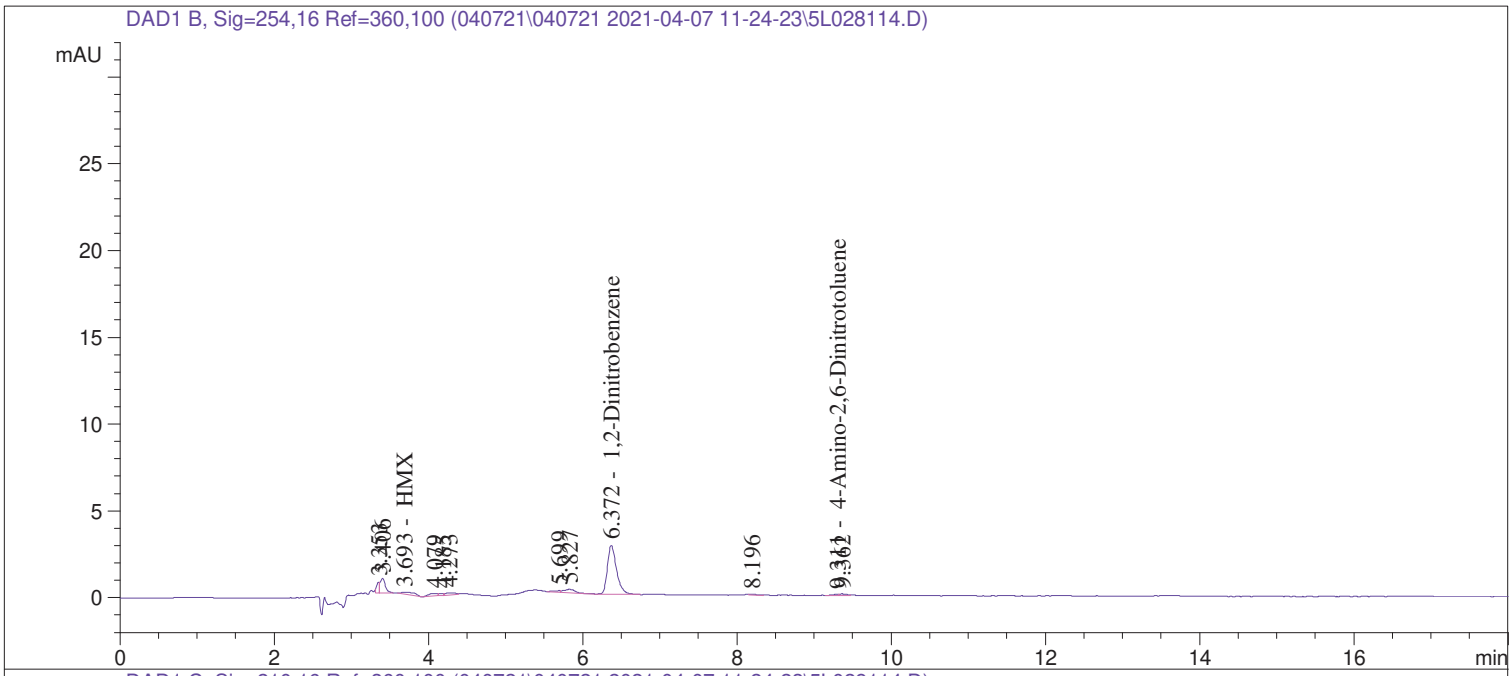

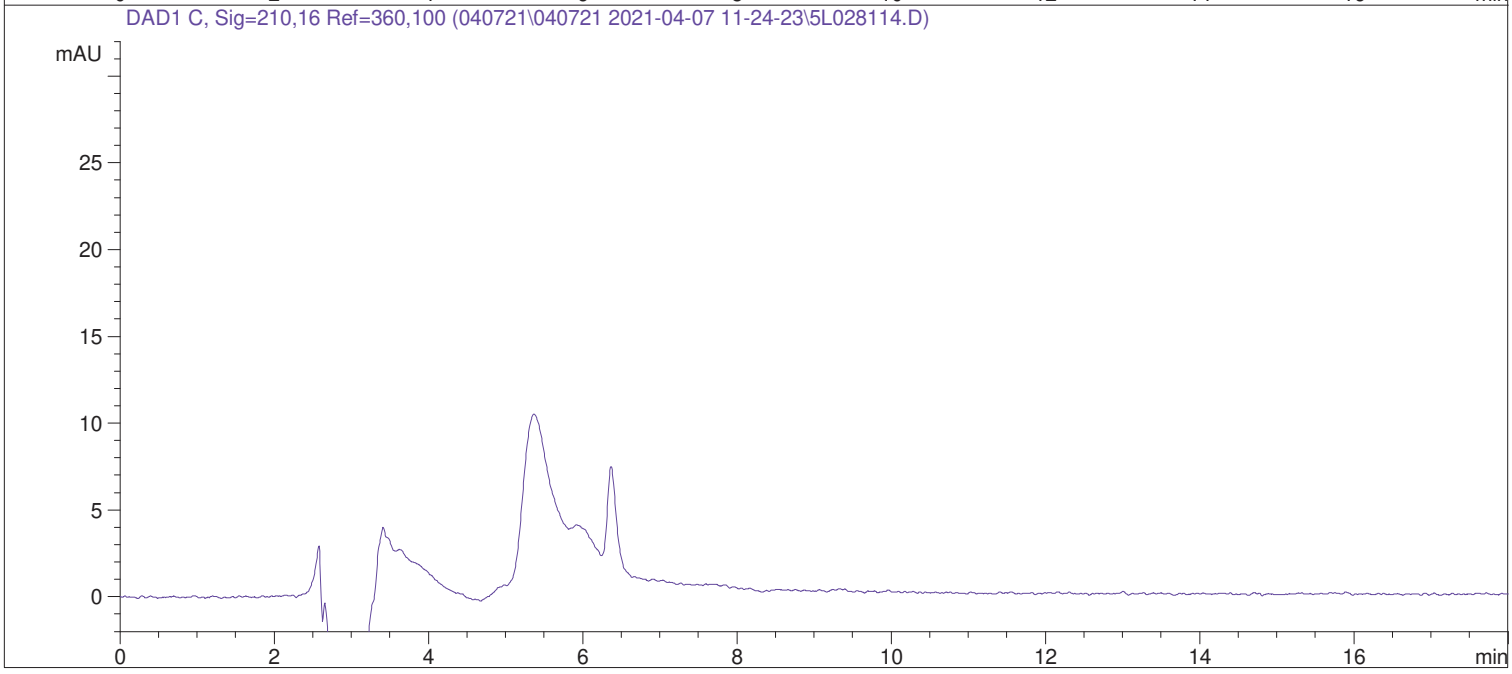

Data File C:\CHEM32\1\DATA\040721\040721 2021-04-07 11-24-23\5L028114.D
Sample Name: M1C0514-67

==========

Acq. Operator : ECL
Seq. Line : 19
Acq. Instrument : HPLC5
Location : Vial 18
Injection Date : 4/7/2021 8:02:25 PM
Inj : 1
Inj Volume : 100 µl
Acq. Method : C:\Chem32\1\DATA\040721\040721 2021-04-07 11-24-23\8330PLUS-PETN.M
Last changed : 4/5/2021 11:57:50 PM by JWR
Analysis Method : C:\CHEM32\1\METHODS\8330PLUS-PETNDA.M
Last changed : 4/8/2021 8:15:51 AM by ECL
Method Info : OVD-SOP#HPLC02: 8330PLUS-PETN Calibration 03/31/2021

Sample Info : 1

==========

==========

External Standard Report

==========

Sorted By : Signal
Calib. Data Modified : 4/6/2021 11:29:02 AM
Multiplier : 1.0000
Dilution : 1.0000
Use Multiplier & Dilution Factor with ISTDs

Signal 1: DAD1 B, Sig=254,16 Ref=360,100

RetTime [min]	Type	Area [mAU*s]	Amt/Area	Amount [ug/L]	Grp	Name
3.693	BV	1.76085	4.73724	8.34155		HMX
4.994		-	-	-		RDX
6.093		-	-	-		1,3,5-Trinitrobenzene
6.372	VBA	23.38171	3.57659	83.62685		1,2-Dinitrobenzene
7.259		-	-	-		1,3-Dinitrobenzene
7.516		-	-	-		Tetryl
7.963		-	-	-		Nitrobenzene
8.608		-	-	-		2,4,6-Trinitrotoluene
9.311	VV	4.70271e-1	6.43691	3.02710		4-Amino-2,6-Dinitrotoluene
9.633		-	-	-		2-Amino-4,6-Dinitrotoluene
9.933		-	-	-		2,6-Dinitrotoluene
10.216		-	-	-		2,4-Dinitrotoluene
11.545		-	-	-		2-Nitrotoluene
12.103		-	-	-		4-Nitrotoluene
12.992		-	-	-		3-Nitrotoluene

Totals : 94.99549

Data File C:\CHEM32\1\DATA\040721\040721 2021-04-07 11-24-23\5L028114.D
Sample Name: M1C0514-67

==========

Acq. Operator : ECL Seq. Line : 19
Acq. Instrument : HPLC5 Location : Vial 18
Injection Date : 4/7/2021 8:02:25 PM Inj : 1
Inj Volume : 100 µl
Acq. Method : C:\Chem32\1\DATA\040721\040721 2021-04-07 11-24-23\8330PLUS-PETN.M
Last changed : 4/5/2021 11:57:50 PM by JWR
Analysis Method : C:\CHEM32\1\METHODS\8330PLUS-PETNDA.M
Last changed : 4/8/2021 8:15:51 AM by ECL
Method Info : OVD-SOP#HPLC02: 8330PLUS-PETN Calibration 03/31/2021

Sample Info : 1

==========

Signal 2: DAD1 C, Sig=210,16 Ref=360,100

RetTime [min]	Type	Area [mAU*s]	Amt/Area	Amount [ug/L]	Grp	Name
13.744		-	-	-		PETN

Totals : 0.00000

1 Warnings or Errors :

Warning : Calibrated compound(s) not found

==========

*** End of Report ***

Data File C:\CHEM32\1\DATA\040721\040721 2021-04-07 11-24-23\5L028115.D
Sample Name: M1C0514-68

==========

Acq. Operator : ECL
Seq. Line : 20
Acq. Instrument : HPLC5
Location : Vial 19
Injection Date : 4/7/2021 8:30:37 PM
Inj : 1
Inj Volume : 100 µl
Acq. Method : C:\Chem32\1\DATA\040721\040721 2021-04-07 11-24-23\8330PLUS-PETN.M
Last changed : 4/5/2021 11:57:50 PM by JWR
Analysis Method : C:\CHEM32\1\METHODS\8330PLUS-PETNDA.M
Last changed : 4/8/2021 8:15:51 AM by ECL
Method Info : OVD-SOP#HPLC02: 8330PLUS-PETN Calibration 03/31/2021

Sample Info : 1

==========

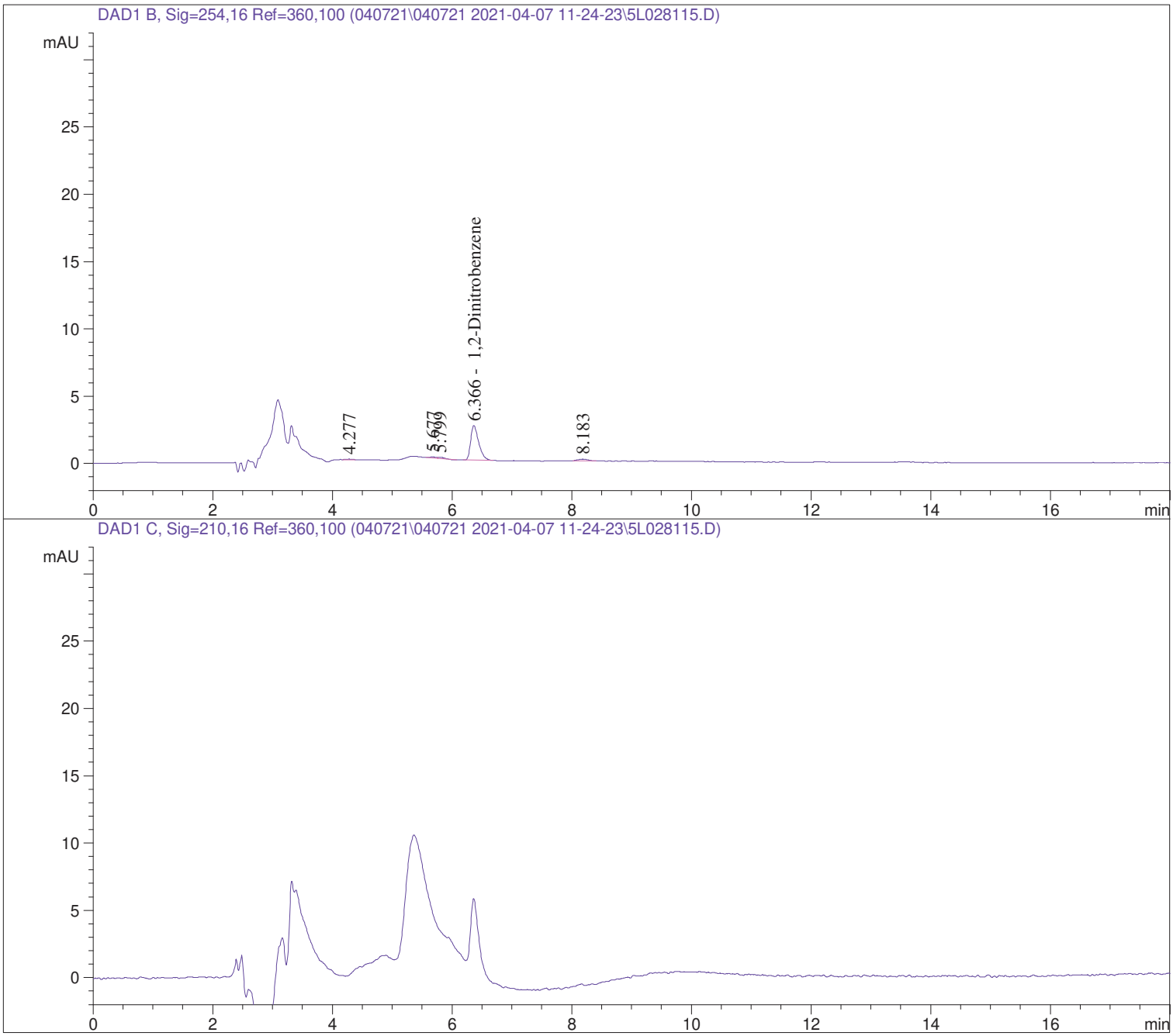

Data File C:\CHEM32\1\DATA\040721\040721 2021-04-07 11-24-23\5L028115.D
Sample Name: M1C0514-68

==========

Acq. Operator : ECL
Seq. Line : 20
Acq. Instrument : HPLC5
Location : Vial 19
Injection Date : 4/7/2021 8:30:37 PM
Inj : 1
Inj Volume : 100 µl
Acq. Method : C:\Chem32\1\DATA\040721\040721 2021-04-07 11-24-23\8330PLUS-PETN.M
Last changed : 4/5/2021 11:57:50 PM by JWR
Analysis Method : C:\CHEM32\1\METHODS\8330PLUS-PETNDA.M
Last changed : 4/8/2021 8:15:51 AM by ECL
Method Info : OVD-SOP#HPLC02: 8330PLUS-PETN Calibration 03/31/2021

Sample Info : 1

==========

==========

External Standard Report

==========

Sorted By : Signal
Calib. Data Modified : 4/6/2021 11:29:02 AM
Multiplier : 1.0000
Dilution : 1.0000
Use Multiplier & Dilution Factor with ISTDs

Signal 1: DAD1 B, Sig=254,16 Ref=360,100

RetTime [min]	Type	Area [mAU*s]	Amt/Area	Amount [ug/L]	Grp	Name
3.753		-	-	-		HMX
4.994		-	-	-		RDX
6.093		-	-	-		1,3,5-Trinitrobenzene
6.366	VV	24.20495	3.57583	86.55278		1,2-Dinitrobenzene
7.259		-	-	-		1,3-Dinitrobenzene
7.516		-	-	-		Tetryl
7.963		-	-	-		Nitrobenzene
8.608		-	-	-		2,4,6-Trinitrotoluene
9.192		-	-	-		4-Amino-2,6-Dinitrotoluene
9.633		-	-	-		2-Amino-4,6-Dinitrotoluene
9.933		-	-	-		2,6-Dinitrotoluene
10.216		-	-	-		2,4-Dinitrotoluene
11.545		-	-	-		2-Nitrotoluene
12.103		-	-	-		4-Nitrotoluene
12.992		-	-	-		3-Nitrotoluene

Totals : 86.55278

Data File C:\CHEM32\1\DATA\040721\040721 2021-04-07 11-24-23\5L028115.D
Sample Name: M1C0514-68

==========

Acq. Operator : ECL
Seq. Line : 20
Acq. Instrument : HPLC5
Location : Vial 19
Injection Date : 4/7/2021 8:30:37 PM
Inj : 1
Inj Volume : 100 µl
Acq. Method : C:\Chem32\1\DATA\040721\040721 2021-04-07 11-24-23\8330PLUS-PETN.M
Last changed : 4/5/2021 11:57:50 PM by JWR
Analysis Method : C:\CHEM32\1\METHODS\8330PLUS-PETNDA.M
Last changed : 4/8/2021 8:15:51 AM by ECL
Method Info : OVD-SOP#HPLC02: 8330PLUS-PETN Calibration 03/31/2021

Sample Info : 1

==========

Signal 2: DAD1 C, Sig=210,16 Ref=360,100

RetTime [min]	Type	Area [mAU*s]	Amt/Area	Amount [ug/L]	Grp	Name
13.744		-	-	-		PETN

Totals : 0.00000

1 Warnings or Errors :

Warning : Calibrated compound(s) not found

==========

*** End of Report ***

Data File C:\CHEM32\1\DATA\040721\040721 2021-04-07 11-24-23\5L028116.D
Sample Name: M1C0514-69

==========

Acq. Operator : ECL
Seq. Line : 21
Acq. Instrument : HPLC5
Location : Vial 20
Injection Date : 4/7/2021 8:58:49 PM
Inj : 1
Inj Volume : 100 µl
Acq. Method : C:\Chem32\1\DATA\040721\040721 2021-04-07 11-24-23\8330PLUS-PETN.M
Last changed : 4/5/2021 11:57:50 PM by JWR
Analysis Method : C:\CHEM32\1\METHODS\8330PLUS-PETNDA.M
Last changed : 4/8/2021 8:15:51 AM by ECL
Method Info : OVD-SOP#HPLC02: 8330PLUS-PETN Calibration 03/31/2021

Sample Info : 1

==========

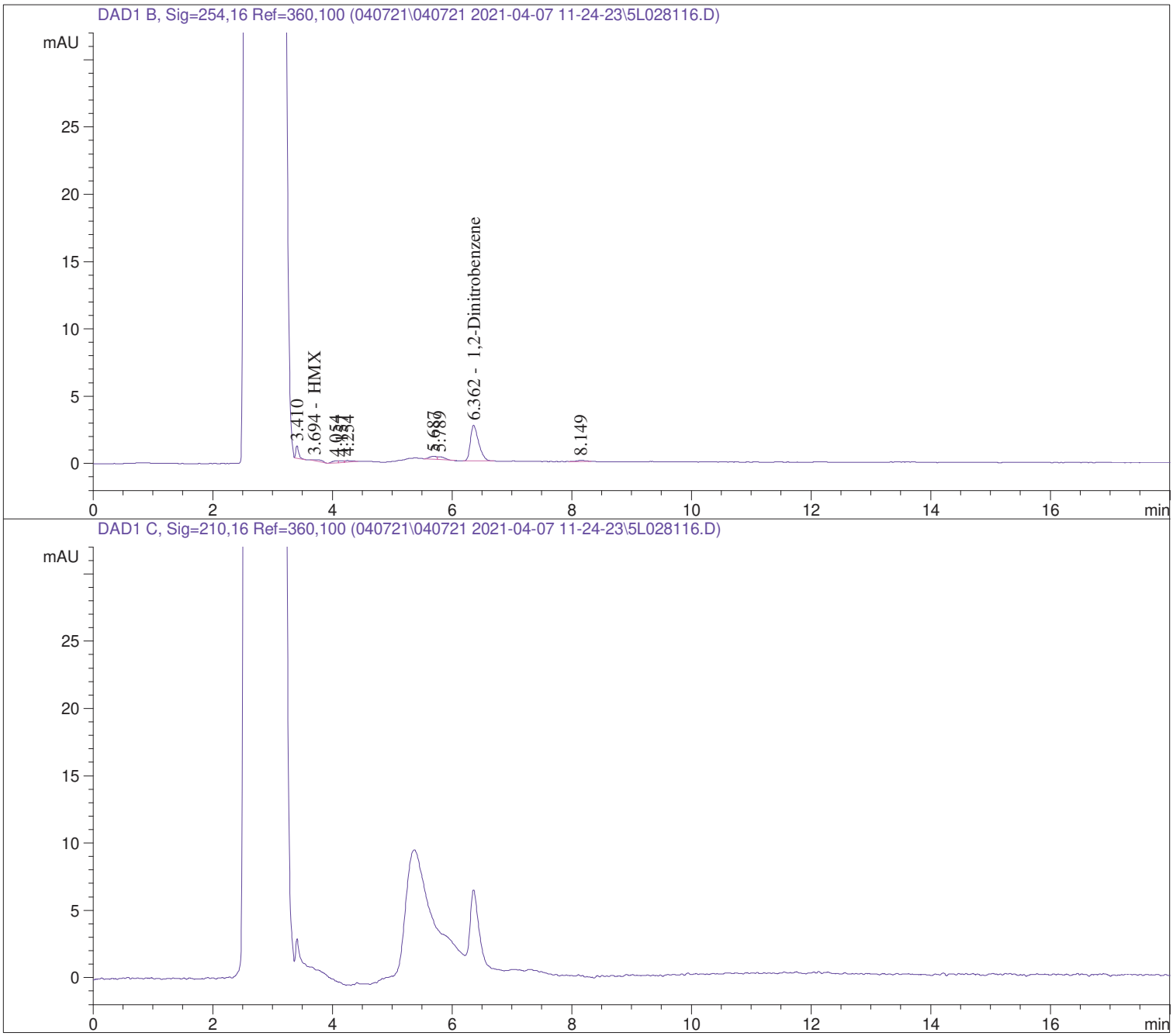

Data File C:\CHEM32\1\DATA\040721\040721 2021-04-07 11-24-23\5L028116.D
Sample Name: M1C0514-69

==========

Acq. Operator : ECL
Seq. Line : 21
Acq. Instrument : HPLC5
Location : Vial 20
Injection Date : 4/7/2021 8:58:49 PM
Inj : 1
Inj Volume : 100 µl
Acq. Method : C:\Chem32\1\DATA\040721\040721 2021-04-07 11-24-23\8330PLUS-PETN.M
Last changed : 4/5/2021 11:57:50 PM by JWR
Analysis Method : C:\CHEM32\1\METHODS\8330PLUS-PETNDA.M
Last changed : 4/8/2021 8:15:51 AM by ECL
Method Info : OVD-SOP#HPLC02: 8330PLUS-PETN Calibration 03/31/2021

Sample Info : 1

==========

==========

External Standard Report

==========

Sorted By : Signal
Calib. Data Modified : 4/6/2021 11:29:02 AM
Multiplier : 1.0000
Dilution : 1.0000
Use Multiplier & Dilution Factor with ISTDs

Signal 1: DAD1 B, Sig=254,16 Ref=360,100

RetTime [min]	Type	Area [mAU*s]	Amt/Area	Amount [ug/L]	Grp	Name
3.694	BV	1.47300	4.44379	6.54569		HMX
4.994		-	-	-		RDX
6.093		-	-	-		1,3,5-Trinitrobenzene
6.362	VBA	25.36917	3.57483	90.69058		1,2-Dinitrobenzene
7.259		-	-	-		1,3-Dinitrobenzene
7.516		-	-	-		Tetryl
7.963		-	-	-		Nitrobenzene
8.608		-	-	-		2,4,6-Trinitrotoluene
9.192		-	-	-		4-Amino-2,6-Dinitrotoluene
9.633		-	-	-		2-Amino-4,6-Dinitrotoluene
9.933		-	-	-		2,6-Dinitrotoluene
10.216		-	-	-		2,4-Dinitrotoluene
11.545		-	-	-		2-Nitrotoluene
12.103		-	-	-		4-Nitrotoluene
12.992		-	-	-		3-Nitrotoluene

Totals : 97.23627

Data File C:\CHEM32\1\DATA\040721\040721 2021-04-07 11-24-23\5L028116.D
Sample Name: M1C0514-69

==========

Acq. Operator : ECL Seq. Line : 21
Acq. Instrument : HPLC5 Location : Vial 20
Injection Date : 4/7/2021 8:58:49 PM Inj : 1
Inj Volume : 100 µl
Acq. Method : C:\Chem32\1\DATA\040721\040721 2021-04-07 11-24-23\8330PLUS-PETN.M
Last changed : 4/5/2021 11:57:50 PM by JWR
Analysis Method : C:\CHEM32\1\METHODS\8330PLUS-PETNDA.M
Last changed : 4/8/2021 8:15:51 AM by ECL
Method Info : OVD-SOP#HPLC02: 8330PLUS-PETN Calibration 03/31/2021

Sample Info : 1

==========

Signal 2: DAD1 C, Sig=210,16 Ref=360,100

RetTime [min]	Type	Area [mAU*s]	Amt/Area	Amount [ug/L]	Grp	Name
13.744		-	-	-		PETN

Totals : 0.00000

1 Warnings or Errors :

Warning : Calibrated compound(s) not found

==========

*** End of Report ***

Data File C:\CHEM32\1\DATA\040721\040721 2021-04-07 11-24-23\5L028117.D
Sample Name: M1C0514-70

==========

Acq. Operator : ECL
Seq. Line : 22
Acq. Instrument : HPLC5
Location : Vial 21
Injection Date : 4/7/2021 9:27:03 PM
Inj : 1
Inj Volume : 100 µl
Acq. Method : C:\Chem32\1\DATA\040721\040721 2021-04-07 11-24-23\8330PLUS-PETN.M
Last changed : 4/5/2021 11:57:50 PM by JWR
Analysis Method : C:\CHEM32\1\METHODS\8330PLUS-PETNDA.M
Last changed : 4/8/2021 8:15:51 AM by ECL
Method Info : OVD-SOP#HPLC02: 8330PLUS-PETN Calibration 03/31/2021

Sample Info : 1

==========

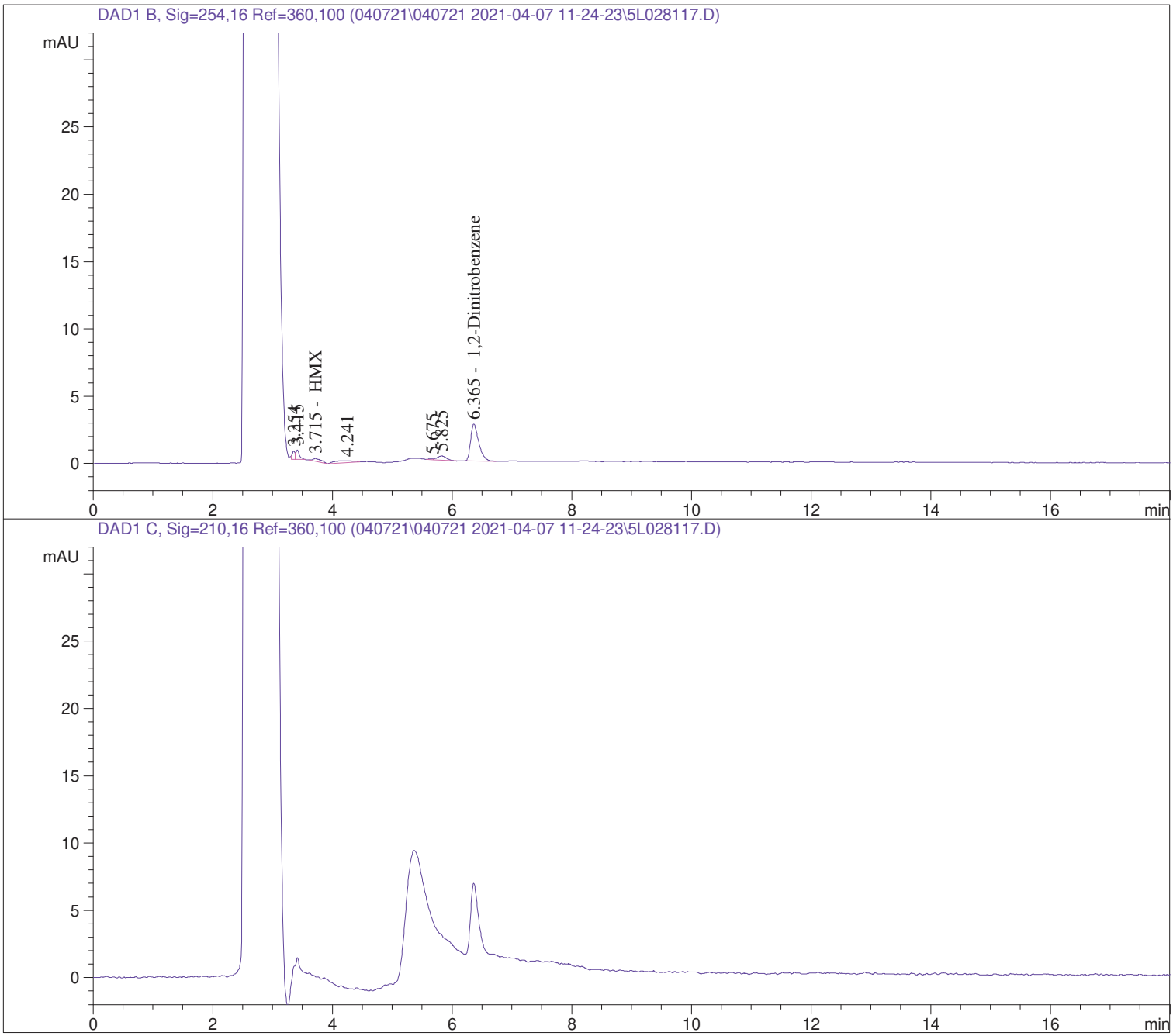

Data File C:\CHEM32\1\DATA\040721\040721 2021-04-07 11-24-23\5L028117.D
Sample Name: M1C0514-70

==========

Acq. Operator : ECL Seq. Line : 22
Acq. Instrument : HPLC5 Location : Vial 21
Injection Date : 4/7/2021 9:27:03 PM Inj : 1
Inj Volume : 100 µl
Acq. Method : C:\Chem32\1\DATA\040721\040721 2021-04-07 11-24-23\8330PLUS-PETN.M
Last changed : 4/5/2021 11:57:50 PM by JWR
Analysis Method : C:\CHEM32\1\METHODS\8330PLUS-PETNDA.M
Last changed : 4/8/2021 8:15:51 AM by ECL
Method Info : OVD-SOP#HPLC02: 8330PLUS-PETN Calibration 03/31/2021

Sample Info : 1

==========

==========

External Standard Report

==========

Sorted By : Signal
Calib. Data Modified : 4/6/2021 11:29:02 AM
Multiplier : 1.0000
Dilution : 1.0000
Use Multiplier & Dilution Factor with ISTDs

Signal 1: DAD1 B, Sig=254,16 Ref=360,100

RetTime [min]	Type	Area [mAU*s]	Amt/Area	Amount [ug/L]	Grp	Name
3.715	BV	2.23814	5.05748	11.31935		HMX
4.994		-	-	-		RDX
6.093		-	-	-		1,3,5-Trinitrobenzene
6.365	VV	25.92215	3.57439	92.65597		1,2-Dinitrobenzene
7.259		-	-	-		1,3-Dinitrobenzene
7.516		-	-	-		Tetryl
7.963		-	-	-		Nitrobenzene
8.608		-	-	-		2,4,6-Trinitrotoluene
9.192		-	-	-		4-Amino-2,6-Dinitrotoluene
9.633		-	-	-		2-Amino-4,6-Dinitrotoluene
9.933		-	-	-		2,6-Dinitrotoluene
10.216		-	-	-		2,4-Dinitrotoluene
11.545		-	-	-		2-Nitrotoluene
12.103		-	-	-		4-Nitrotoluene
12.992		-	-	-		3-Nitrotoluene

Totals : 103.97532

Data File C:\CHEM32\1\DATA\040721\040721 2021-04-07 11-24-23\5L028117.D
Sample Name: M1C0514-70

==========

Acq. Operator : ECL
Seq. Line : 22
Acq. Instrument : HPLC5
Location : Vial 21
Injection Date : 4/7/2021 9:27:03 PM
Inj : 1
Inj Volume : 100 µl
Acq. Method : C:\Chem32\1\DATA\040721\040721 2021-04-07 11-24-23\8330PLUS-PETN.M
Last changed : 4/5/2021 11:57:50 PM by JWR
Analysis Method : C:\CHEM32\1\METHODS\8330PLUS-PETNDA.M
Last changed : 4/8/2021 8:15:51 AM by ECL
Method Info : OVD-SOP#HPLC02: 8330PLUS-PETN Calibration 03/31/2021

Sample Info : 1

==========

Signal 2: DAD1 C, Sig=210,16 Ref=360,100

RetTime [min]	Type	Area [mAU*s]	Amt/Area	Amount [ug/L]	Grp	Name
13.744		-	-	-		PETN

Totals : 0.00000

1 Warnings or Errors :

Warning : Calibrated compound(s) not found

==========

*** End of Report ***

Data File C:\CHEM32\1\DATA\040621\040621 2021-04-06 10-46-28\5L028070.D
Sample Name: M1C0514-40RE1

==========

Acq. Operator : JWR
Seq. Line : 13
Acq. Instrument : HPLC5
Location : Vial 12
Injection Date : 4/6/2021 4:27:59 PM
Inj : 1
Inj Volume : 100 µl
Acq. Method : C:\Chem32\1\DATA\040621\040621 2021-04-06 10-46-28\8330PLUS-PETN.M
Last changed : 4/5/2021 11:57:50 PM by JWR
Analysis Method : C:\CHEM32\1\METHODS\8330PLUS-PETNDA.M
Last changed : 4/7/2021 11:02:27 AM by ECL
Method Info : OVD-SOP#HPLC02: 8330PLUS-PETN Calibration 03/31/2021

Sample Info : 1

==========

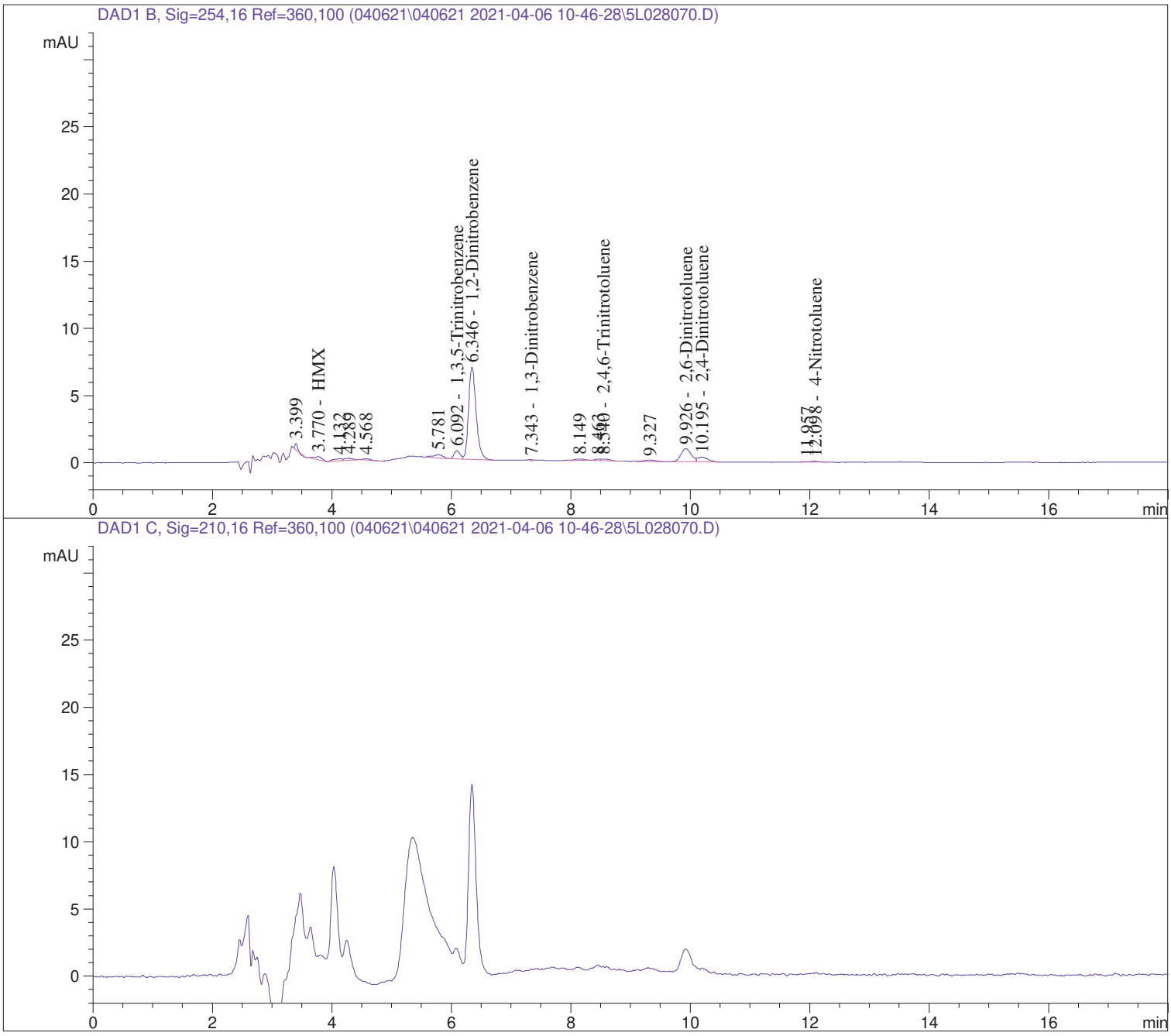

Data File C:\CHEM32\1\DATA\040621\040621 2021-04-06 10-46-28\5L028070.D
Sample Name: M1C0514-40RE1

==========

Acq. Operator : JWR
Seq. Line : 13
Acq. Instrument : HPLC5
Location : Vial 12
Injection Date : 4/6/2021 4:27:59 PM
Inj : 1
Inj Volume : 100 µl
Acq. Method : C:\Chem32\1\DATA\040621\040621 2021-04-06 10-46-28\8330PLUS-PETN.M
Last changed : 4/5/2021 11:57:50 PM by JWR
Analysis Method : C:\CHEM32\1\METHODS\8330PLUS-PETNDA.M
Last changed : 4/7/2021 11:02:27 AM by ECL
Method Info : OVD-SOP#HPLC02: 8330PLUS-PETN Calibration 03/31/2021

Sample Info : 1

==========

==========

External Standard Report

==========

Sorted By : Signal
Calib. Data Modified : 4/6/2021 11:29:02 AM
Multiplier : 1.0000
Dilution : 1.0000
Use Multiplier & Dilution Factor with ISTDs

Signal 1: DAD1 B, Sig=254,16 Ref=360,100

RetTime [min]	Type	Area [mAU*s]	Amt/Area	Amount [ug/L]	Grp	Name
3.770	BV	2.39547	5.13507	12.30090		HMX
4.994		-	-	-		RDX
6.092	VV	4.33521	2.63429	11.42020		1,3,5-Trinitrobenzene
6.346	VBA	59.99150	3.56290	213.74368		1,2-Dinitrobenzene
7.343	VV	1.93047e-1	8.79567e-1	1.69798e-1		1,3-Dinitrobenzene
7.516		-	-	-		Tetryl
7.963		-	-	-		Nitrobenzene
8.540	VV	1.34872	1.24282	1.67622		2,4,6-Trinitrotoluene
9.192		-	-	-		4-Amino-2,6-Dinitrotoluene
9.633		-	-	-		2-Amino-4,6-Dinitrotoluene
9.926	VV	11.92584	3.79701	45.28248		2,6-Dinitrotoluene
10.195	VV	4.28866	1.78333	7.64810		2,4-Dinitrotoluene
11.545		-	-	-		2-Nitrotoluene
12.098	VV	9.43122e-1	5.74168	5.41510		4-Nitrotoluene
12.992		-	-	-		3-Nitrotoluene

Totals : 297.65648

Data File C:\CHEM32\1\DATA\040621\040621 2021-04-06 10-46-28\5L028070.D
Sample Name: M1C0514-40RE1

==========

Acq. Operator : JWR
Seq. Line : 13
Acq. Instrument : HPLC5
Location : Vial 12
Injection Date : 4/6/2021 4:27:59 PM
Inj : 1
Inj Volume : 100 µl
Acq. Method : C:\Chem32\1\DATA\040621\040621 2021-04-06 10-46-28\8330PLUS-PETN.M
Last changed : 4/5/2021 11:57:50 PM by JWR
Analysis Method : C:\CHEM32\1\METHODS\8330PLUS-PETNDA.M
Last changed : 4/7/2021 11:02:27 AM by ECL
Method Info : OVD-SOP#HPLC02: 8330PLUS-PETN Calibration 03/31/2021

Sample Info : 1

==========

Signal 2: DAD1 C, Sig=210,16 Ref=360,100

RetTime [min]	Type	Area [mAU*s]	Amt/Area	Amount [ug/L]	Grp	Name
13.744		-	-	-		PETN

Totals : 0.00000

1 Warnings or Errors :

Warning : Calibrated compound(s) not found

==========

*** End of Report ***

Data File C:\CHEM32\1\DATA\040821\040821 2021-04-08 12-43-30\6L0008573.D
Sample Name: M1C0514-40RE3

==========

Acq. Operator : ECL
Seq. Line : 7
Acq. Instrument : HPLC6
Location : 7
Injection Date : 4/8/2021 7:06:40 PM
Inj : 1
Inj Volume : 100.000 µl
Acq. Method : C:\Chem32\1\Data\040821\040821 2021-04-08 12-43-30\8330.M
Last changed : 4/8/2021 12:43:30 PM by ECL
Analysis Method : C:\CHEM32\1\METHODS\8330DATA.M
Last changed : 4/9/2021 1:25:15 PM by JWR
Method Info : OVD-SOP#HPLC02 : 8330 Calibration 03/31/2021

Sample Info : 1

==========

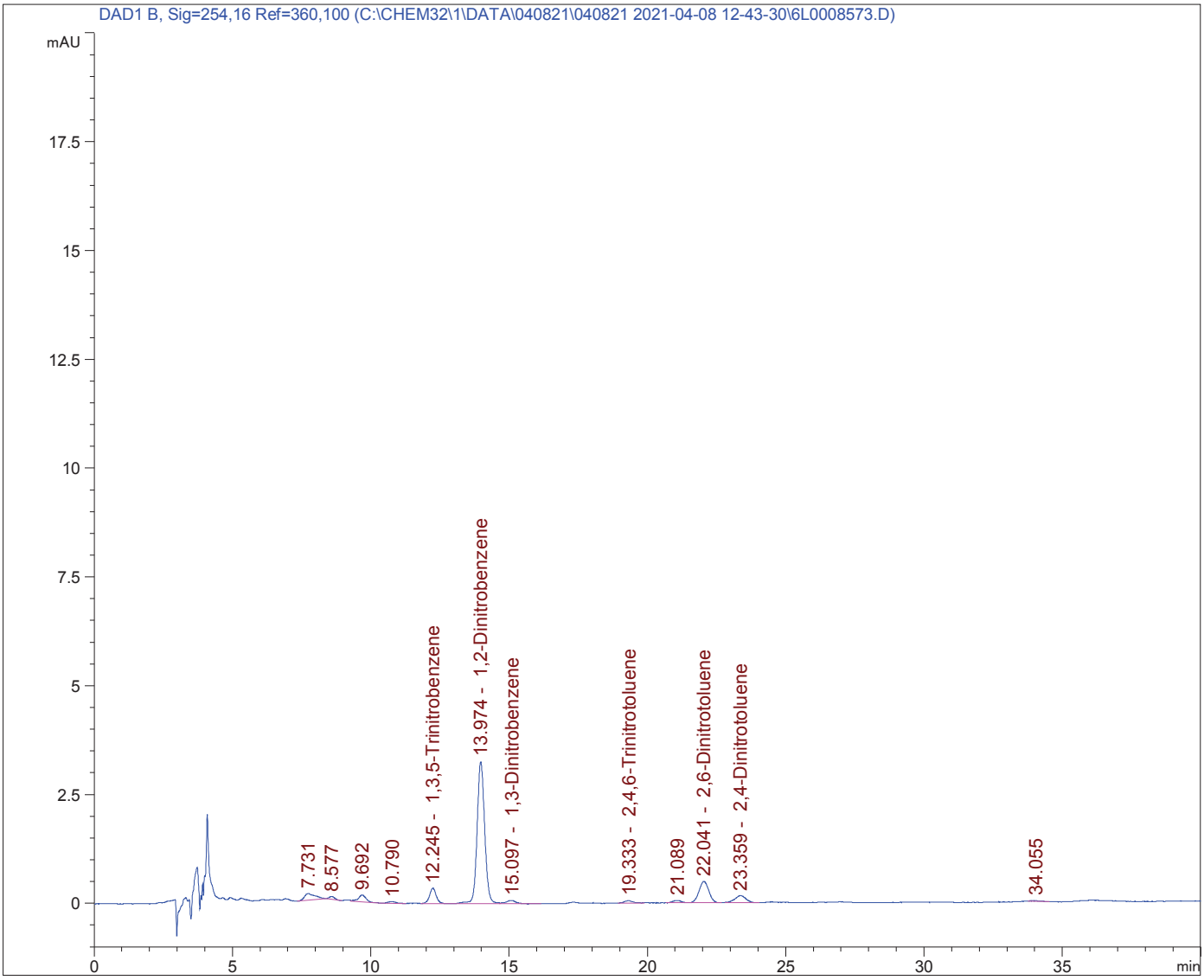

Data File C:\CHEM32\1\DATA\040821\040821 2021-04-08 12-43-30\6L0008573.D
Sample Name: M1C0514-40RE3

==========

Acq. Operator : ECL Seq. Line : 7
Acq. Instrument : HPLC6 Location : 7
Injection Date : 4/8/2021 7:06:40 PM Inj : 1
Inj Volume : 100.000 µl
Acq. Method : C:\Chem32\1\Data\040821\040821 2021-04-08 12-43-30\8330.M
Last changed : 4/8/2021 12:43:30 PM by ECL
Analysis Method : C:\CHEM32\1\METHODS\8330DATA.M
Last changed : 4/9/2021 1:25:15 PM by JWR
Method Info : OVD-SOP#HPLC02 : 8330 Calibration 03/31/2021

Sample Info : 1

==========

==========

External Standard Report

==========

Sorted By : Signal
Calib. Data Modified : 4/9/2021 1:23:32 PM
Multiplier : 1.0000
Dilution : 1.0000
Do not use Multiplier & Dilution Factor with ISTDs

Signal 1: DAD1 B, Sig=254,16 Ref=360,100

RetTime [min]	Type	Area [mAU*s]	Amt/Area	Amount [ug/L]	Grp	Name
8.021		-	-	-		HMX
11.723		-	-	-		RDX
12.245	BV	6.11701	2.44362	14.94766		1,3,5-Trinitrobenzene
13.974	VV	62.51912	3.78951	236.91658		1,2-Dinitrobenzene
15.097	VB	1.91650	1.94821	3.73373		1,3-Dinitrobenzene
15.879		-	-	-		Nitrobenzene
19.333	BB	1.12807	1.22896	1.38635		2,4,6-Trinitrotoluene
19.853		-	-	-		Tetryl
22.041	VB	12.10065	3.80112	45.99608		2,6-Dinitrotoluene
23.359	BB	4.50042	1.95592	8.80245		2,4-Dinitrotoluene
24.855		-	-	-		2-Nitrotoluene
27.050		-	-	-		4-Nitrotoluene
28.953		-	-	-		3-Nitrotoluene
29.658		-	-	-		4-Amino-2,6-Dinitrotoluene
32.146		-	-	-		2-Amino-4,6-Dinitrotoluene

Totals : 311.78286

1 Warnings or Errors :

Warning : Calibrated compound(s) not found

==========

*** End of Report ***

Data File C:\CHEM32\1\DATA\040621\040621 2021-04-06 10-46-28\5L028073.D
Sample Name: M1C0514-41RE1

==========

Acq. Operator : JWR
Seq. Line : 16
Acq. Instrument : HPLC5
Location : Vial 15
Injection Date : 4/6/2021 5:52:32 PM
Inj : 1
Inj Volume : 100 µl
Acq. Method : C:\Chem32\1\DATA\040621\040621 2021-04-06 10-46-28\8330PLUS-PETN.M
Last changed : 4/5/2021 11:57:50 PM by JWR
Analysis Method : C:\CHEM32\1\METHODS\8330PLUS-PETNDA.M
Last changed : 4/7/2021 11:02:27 AM by ECL
Method Info : OVD-SOP#HPLC02: 8330PLUS-PETN Calibration 03/31/2021

Sample Info : 1

==========

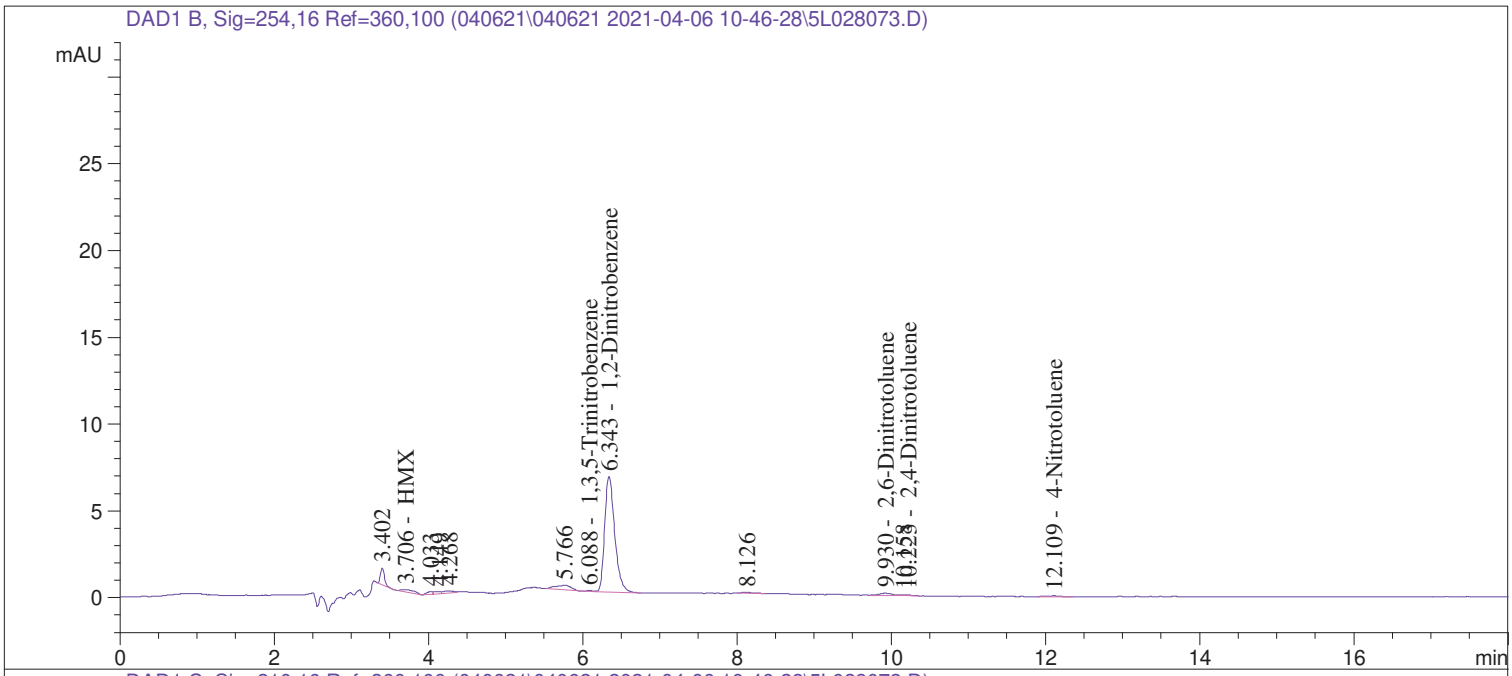

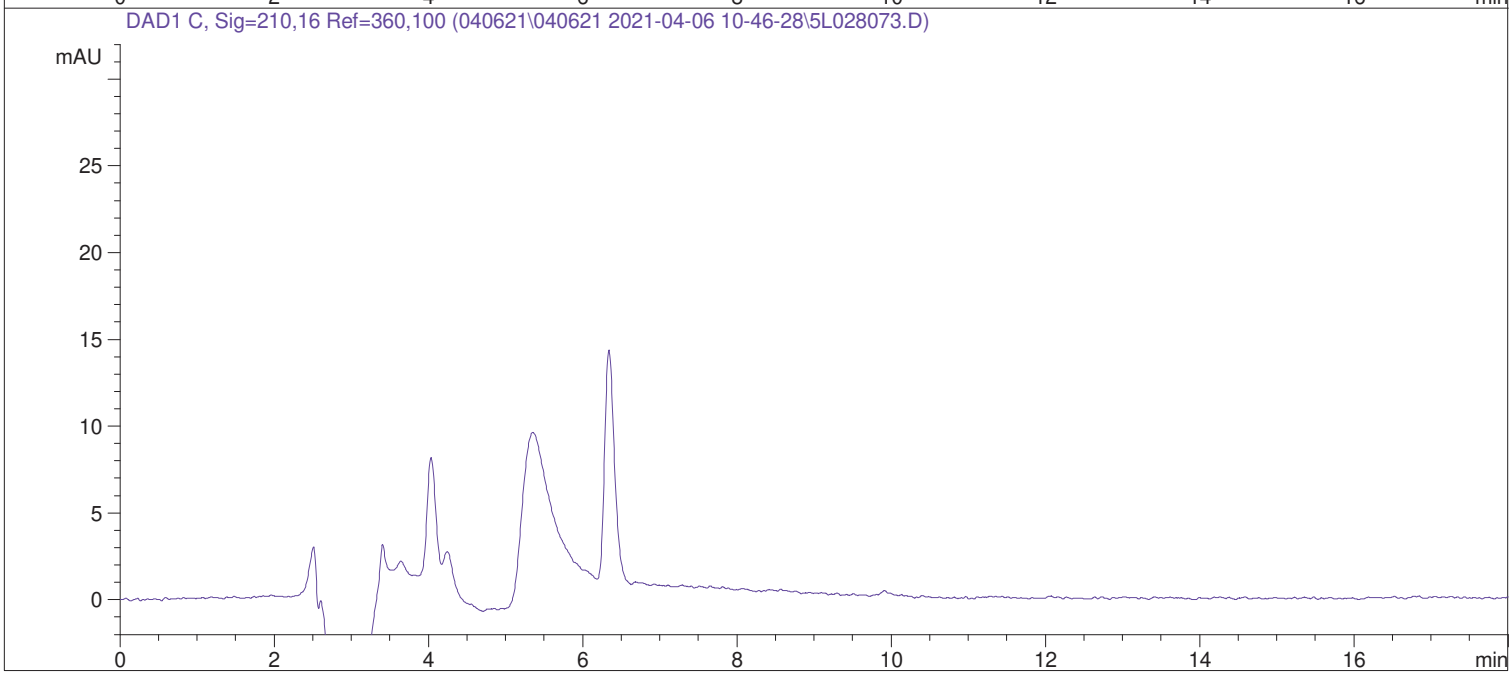

Data File C:\CHEM32\1\DATA\040621\040621 2021-04-06 10-46-28\5L028073.D
Sample Name: M1C0514-41RE1

==========

Acq. Operator : JWR
Seq. Line : 16
Acq. Instrument : HPLC5
Location : Vial 15
Injection Date : 4/6/2021 5:52:32 PM
Inj : 1
Inj Volume : 100 µl
Acq. Method : C:\Chem32\1\DATA\040621\040621 2021-04-06 10-46-28\8330PLUS-PETN.M
Last changed : 4/5/2021 11:57:50 PM by JWR
Analysis Method : C:\CHEM32\1\METHODS\8330PLUS-PETNDA.M
Last changed : 4/7/2021 11:02:27 AM by ECL
Method Info : OVD-SOP#HPLC02: 8330PLUS-PETN Calibration 03/31/2021

Sample Info : 1

==========

==========

External Standard Report

==========

Sorted By : Signal
Calib. Data Modified : 4/6/2021 11:29:02 AM
Multiplier : 1.0000
Dilution : 1.0000
Use Multiplier & Dilution Factor with ISTDs

Signal 1: DAD1 B, Sig=254,16 Ref=360,100

RetTime [min]	Type	Area [mAU*s]	Amt/Area	Amount [ug/L]	Grp	Name
3.706	BV	1.56780	4.55234	7.13715		HMX
4.994		-	-	-		RDX
6.088	VV	2.91092e-1	2.81648	8.19855e-1		1,3,5-Trinitrobenzene
6.343	VBA	60.50950	3.56282	215.58472		1,2-Dinitrobenzene
7.259		-	-	-		1,3-Dinitrobenzene
7.516		-	-	-		Tetryl
7.963		-	-	-		Nitrobenzene
8.608		-	-	-		2,4,6-Trinitrotoluene
9.192		-	-	-		4-Amino-2,6-Dinitrotoluene
9.633		-	-	-		2-Amino-4,6-Dinitrotoluene
9.930	VV	1.65850	3.43242	5.69266		2,6-Dinitrotoluene
10.223	VV	3.27455e-1	1.27075	4.16112e-1		2,4-Dinitrotoluene
11.545		-	-	-		2-Nitrotoluene
12.109	VV	8.32284e-1	5.79256	4.82106		4-Nitrotoluene
12.992		-	-	-		3-Nitrotoluene

Totals : 234.47156

Data File C:\CHEM32\1\DATA\040621\040621 2021-04-06 10-46-28\5L028073.D
Sample Name: M1C0514-41RE1

==========

Acq. Operator : JWR Seq. Line : 16
Acq. Instrument : HPLC5 Location : Vial 15
Injection Date : 4/6/2021 5:52:32 PM Inj : 1
Inj Volume : 100 µl
Acq. Method : C:\Chem32\1\DATA\040621\040621 2021-04-06 10-46-28\8330PLUS-PETN.M
Last changed : 4/5/2021 11:57:50 PM by JWR
Analysis Method : C:\CHEM32\1\METHODS\8330PLUS-PETNDA.M
Last changed : 4/7/2021 11:02:27 AM by ECL
Method Info : OVD-SOP#HPLC02: 8330PLUS-PETN Calibration 03/31/2021

Sample Info : 1

==========

Signal 2: DAD1 C, Sig=210,16 Ref=360,100

RetTime [min]	Type	Area [mAU*s]	Amt/Area	Amount [ug/L]	Grp	Name
13.744		-	-	-		PETN

Totals : 0.00000

1 Warnings or Errors :

Warning : Calibrated compound(s) not found

==========

*** End of Report ***

Data File C:\CHEM32\1\DATA\040621\040621 2021-04-06 10-46-28\5L028074.D
Sample Name: M1C0514-42RE1

==========

Acq. Operator : JWR
Seq. Line : 17
Acq. Instrument : HPLC5
Location : Vial 16
Injection Date : 4/6/2021 6:20:44 PM
Inj : 1
Inj Volume : 100 µl
Acq. Method : C:\Chem32\1\DATA\040621\040621 2021-04-06 10-46-28\8330PLUS-PETN.M
Last changed : 4/5/2021 11:57:50 PM by JWR
Analysis Method : C:\CHEM32\1\METHODS\8330PLUS-PETNDA.M
Last changed : 4/7/2021 11:02:27 AM by ECL
Method Info : OVD-SOP#HPLC02: 8330PLUS-PETN Calibration 03/31/2021

Sample Info : 1

==========

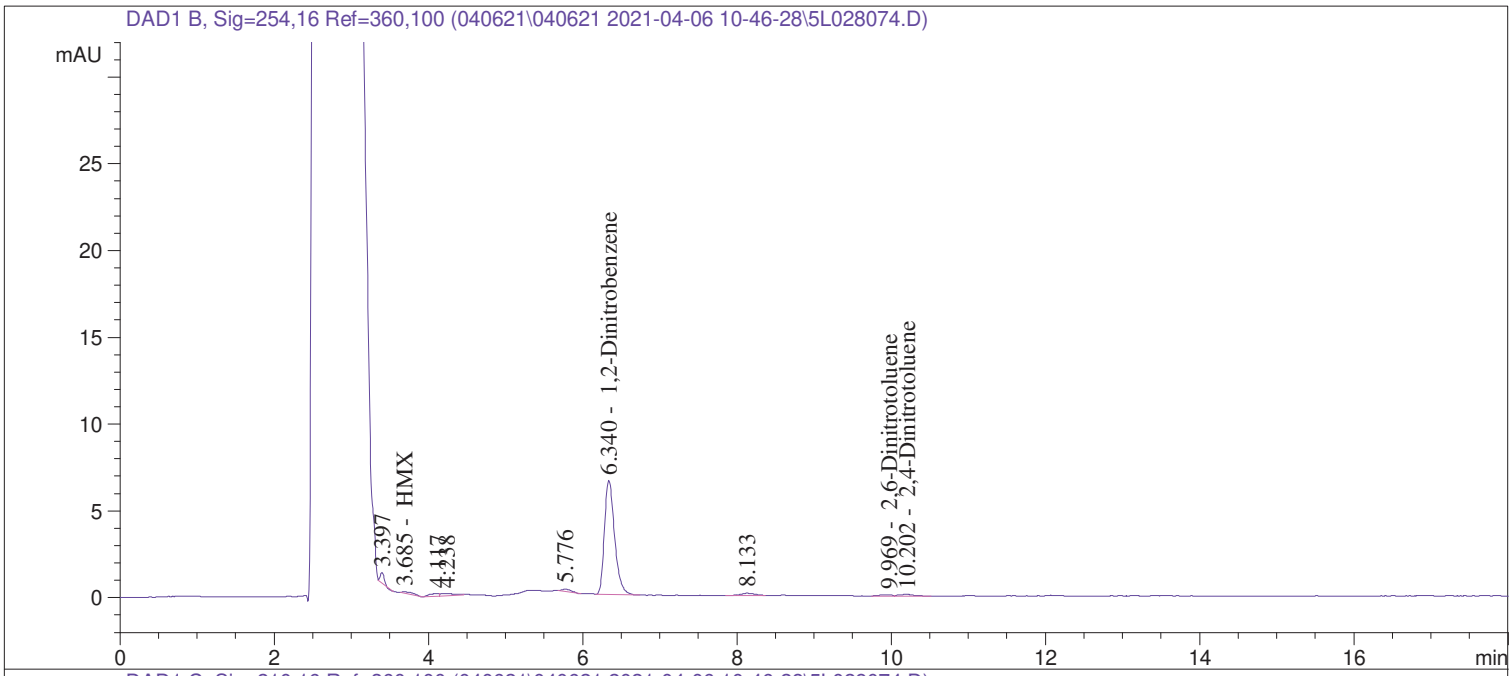

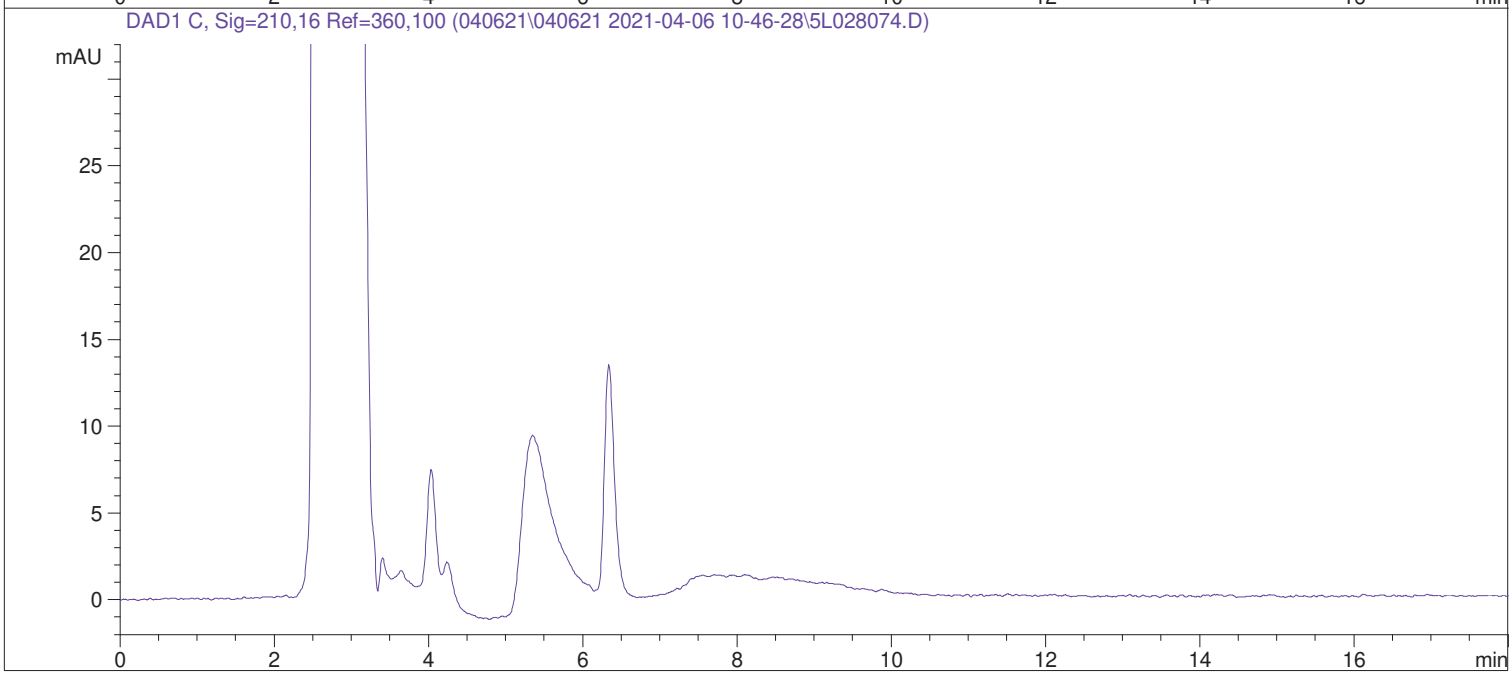

Data File C:\CHEM32\1\DATA\040621\040621 2021-04-06 10-46-28\5L028074.D
Sample Name: M1C0514-42RE1

==========

Acq. Operator : JWR Seq. Line : 17
Acq. Instrument : HPLC5 Location : Vial 16
Injection Date : 4/6/2021 6:20:44 PM Inj : 1
Inj Volume : 100 µl
Acq. Method : C:\Chem32\1\DATA\040621\040621 2021-04-06 10-46-28\8330PLUS-PETN.M
Last changed : 4/5/2021 11:57:50 PM by JWR
Analysis Method : C:\CHEM32\1\METHODS\8330PLUS-PETNDA.M
Last changed : 4/7/2021 11:02:27 AM by ECL
Method Info : OVD-SOP#HPLC02: 8330PLUS-PETN Calibration 03/31/2021

Sample Info : 1

==========

==========

External Standard Report

==========

Sorted By : Signal
Calib. Data Modified : 4/6/2021 11:29:02 AM
Multiplier : 1.0000
Dilution : 1.0000
Use Multiplier & Dilution Factor with ISTDs

Signal 1: DAD1 B, Sig=254,16 Ref=360,100

RetTime [min]	Type	Area [mAU*s]	Amt/Area	Amount [ug/L]	Grp	Name
3.685	BV	1.16160	3.96255	4.60288		HMX
4.994		-	-	-		RDX
6.093		-	-	-		1,3,5-Trinitrobenzene
6.340	VBA	60.57832	3.56281	215.82932		1,2-Dinitrobenzene
7.259		-	-	-		1,3-Dinitrobenzene
7.516		-	-	-		Tetryl
7.963		-	-	-		Nitrobenzene
8.608		-	-	-		2,4,6-Trinitrotoluene
9.192		-	-	-		4-Amino-2,6-Dinitrotoluene
9.633		-	-	-		2-Amino-4,6-Dinitrotoluene
9.969	VV	8.58051e-1	3.03737	2.60622		2,6-Dinitrotoluene
10.202	VV	1.34454	1.69055	2.27300		2,4-Dinitrotoluene
11.545		-	-	-		2-Nitrotoluene
12.103		-	-	-		4-Nitrotoluene
12.992		-	-	-		3-Nitrotoluene

Totals : 225.31143

Data File C:\CHEM32\1\DATA\040621\040621 2021-04-06 10-46-28\5L028074.D
Sample Name: M1C0514-42RE1

==========

Acq. Operator : JWR Seq. Line : 17
Acq. Instrument : HPLC5 Location : Vial 16
Injection Date : 4/6/2021 6:20:44 PM Inj : 1
Inj Volume : 100 µl
Acq. Method : C:\Chem32\1\DATA\040621\040621 2021-04-06 10-46-28\8330PLUS-PETN.M
Last changed : 4/5/2021 11:57:50 PM by JWR
Analysis Method : C:\CHEM32\1\METHODS\8330PLUS-PETNDA.M
Last changed : 4/7/2021 11:02:27 AM by ECL
Method Info : OVD-SOP#HPLC02: 8330PLUS-PETN Calibration 03/31/2021

Sample Info : 1

==========

Signal 2: DAD1 C, Sig=210,16 Ref=360,100

RetTime [min]	Type	Area [mAU*s]	Amt/Area	Amount [ug/L]	Grp	Name
13.744		-	-	-		PETN

Totals : 0.00000

1 Warnings or Errors :

Warning : Calibrated compound(s) not found

==========

*** End of Report ***

Data File C:\CHEM32\1\DATA\040621\040621 2021-04-06 10-46-28\5L028075.D
Sample Name: M1C0514-43RE1

==========

Acq. Operator : JWR
Seq. Line : 18
Acq. Instrument : HPLC5
Location : Vial 17
Injection Date : 4/6/2021 6:48:55 PM
Inj : 1
Inj Volume : 100 µl
Acq. Method : C:\Chem32\1\DATA\040621\040621 2021-04-06 10-46-28\8330PLUS-PETN.M
Last changed : 4/5/2021 11:57:50 PM by JWR
Analysis Method : C:\CHEM32\1\METHODS\8330PLUS-PETNDA.M
Last changed : 4/7/2021 11:02:27 AM by ECL
Method Info : OVD-SOP#HPLC02: 8330PLUS-PETN Calibration 03/31/2021

Sample Info : 1

==========

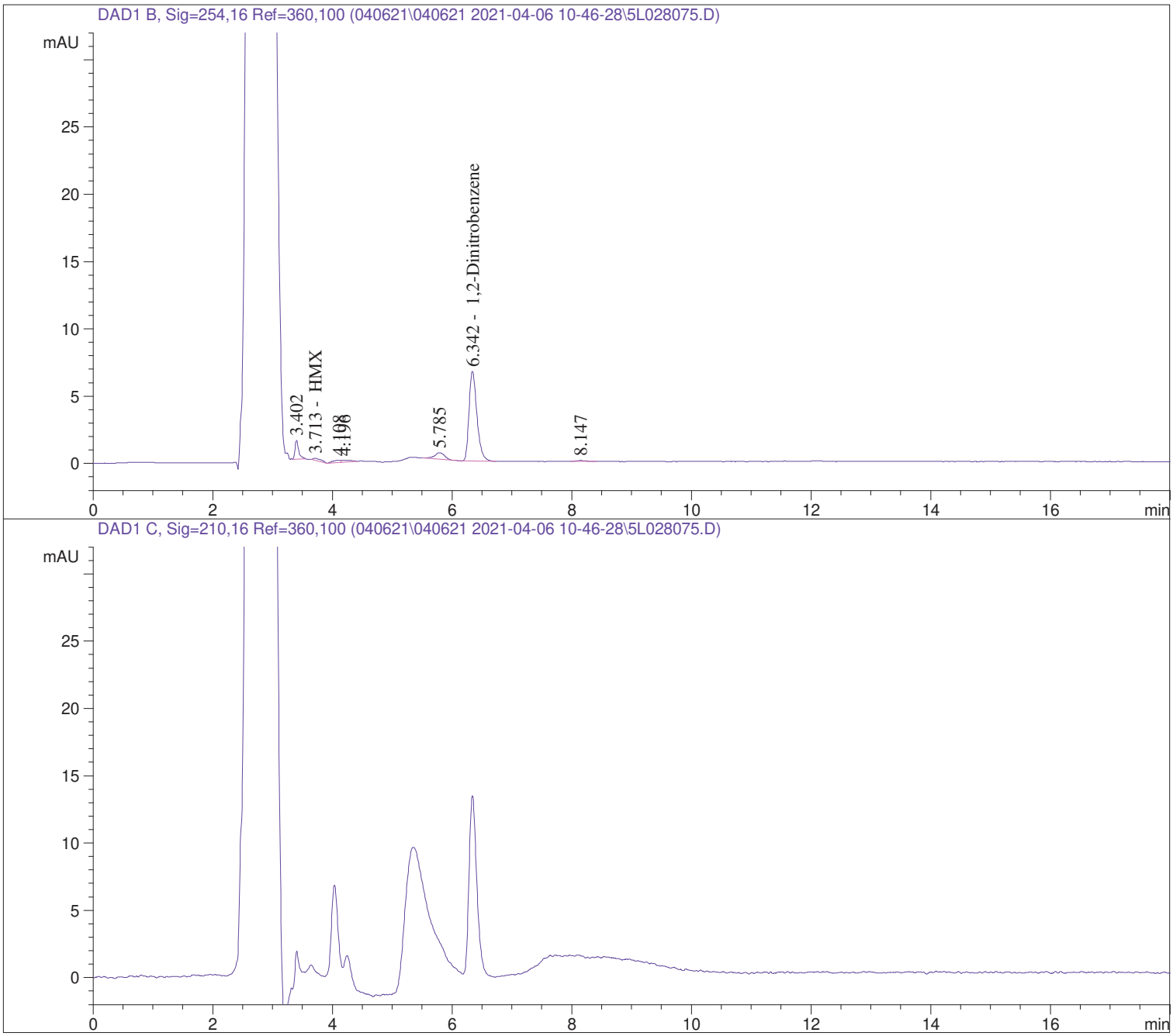

Data File C:\CHEM32\1\DATA\040621\040621 2021-04-06 10-46-28\5L028075.D
Sample Name: M1C0514-43RE1

==========

Acq. Operator : JWR Seq. Line : 18
Acq. Instrument : HPLC5 Location : Vial 17
Injection Date : 4/6/2021 6:48:55 PM Inj : 1
Inj Volume : 100 µl
Acq. Method : C:\Chem32\1\DATA\040621\040621 2021-04-06 10-46-28\8330PLUS-PETN.M
Last changed : 4/5/2021 11:57:50 PM by JWR
Analysis Method : C:\CHEM32\1\METHODS\8330PLUS-PETNDA.M
Last changed : 4/7/2021 11:02:27 AM by ECL
Method Info : OVD-SOP#HPLC02: 8330PLUS-PETN Calibration 03/31/2021

Sample Info : 1

==========

==========

External Standard Report

==========

Sorted By : Signal
Calib. Data Modified : 4/6/2021 11:29:02 AM
Multiplier : 1.0000
Dilution : 1.0000
Use Multiplier & Dilution Factor with ISTDs

Signal 1: DAD1 B, Sig=254,16 Ref=360,100

RetTime [min]	Type	Area [mAU*s]	Amt/Area	Amount [ug/L]	Grp	Name
3.713	BV	1.54481	4.52723	6.99369		HMX
4.994		-	-	-		RDX
6.093		-	-	-		1,3,5-Trinitrobenzene
6.342	VBA	61.79695	3.56264	220.16053		1,2-Dinitrobenzene
7.259		-	-	-		1,3-Dinitrobenzene
7.516		-	-	-		Tetryl
7.963		-	-	-		Nitrobenzene
8.608		-	-	-		2,4,6-Trinitrotoluene
9.192		-	-	-		4-Amino-2,6-Dinitrotoluene
9.633		-	-	-		2-Amino-4,6-Dinitrotoluene
9.933		-	-	-		2,6-Dinitrotoluene
10.216		-	-	-		2,4-Dinitrotoluene
11.545		-	-	-		2-Nitrotoluene
12.103		-	-	-		4-Nitrotoluene
12.992		-	-	-		3-Nitrotoluene

Totals : 227.15422

Data File C:\CHEM32\1\DATA\040621\040621 2021-04-06 10-46-28\5L028075.D
Sample Name: M1C0514-43RE1

==========

Acq. Operator : JWR
Seq. Line : 18
Acq. Instrument : HPLC5
Location : Vial 17
Injection Date : 4/6/2021 6:48:55 PM
Inj : 1
Inj Volume : 100 µl
Acq. Method : C:\Chem32\1\DATA\040621\040621 2021-04-06 10-46-28\8330PLUS-PETN.M
Last changed : 4/5/2021 11:57:50 PM by JWR
Analysis Method : C:\CHEM32\1\METHODS\8330PLUS-PETNDA.M
Last changed : 4/7/2021 11:02:27 AM by ECL
Method Info : OVD-SOP#HPLC02: 8330PLUS-PETN Calibration 03/31/2021

Sample Info : 1

==========

Signal 2: DAD1 C, Sig=210,16 Ref=360,100

RetTime [min]	Type	Area [mAU*s]	Amt/Area	Amount [ug/L]	Grp	Name
13.744		-	-	-		PETN

Totals : 0.00000

1 Warnings or Errors :

Warning : Calibrated compound(s) not found

==========

*** End of Report ***

Data File C:\CHEM32\1\DATA\040621\040621 2021-04-06 10-46-28\5L028076.D
Sample Name: M1C0514-44RE1

==========

Acq. Operator : JWR
Seq. Line : 19
Acq. Instrument : HPLC5
Location : Vial 18
Injection Date : 4/6/2021 7:17:04 PM
Inj : 1
Inj Volume : 100 µl
Acq. Method : C:\Chem32\1\DATA\040621\040621 2021-04-06 10-46-28\8330PLUS-PETN.M
Last changed : 4/5/2021 11:57:50 PM by JWR
Analysis Method : C:\CHEM32\1\METHODS\8330PLUS-PETNDA.M
Last changed : 4/7/2021 11:02:27 AM by ECL
Method Info : OVD-SOP#HPLC02: 8330PLUS-PETN Calibration 03/31/2021

Sample Info : 1

==========

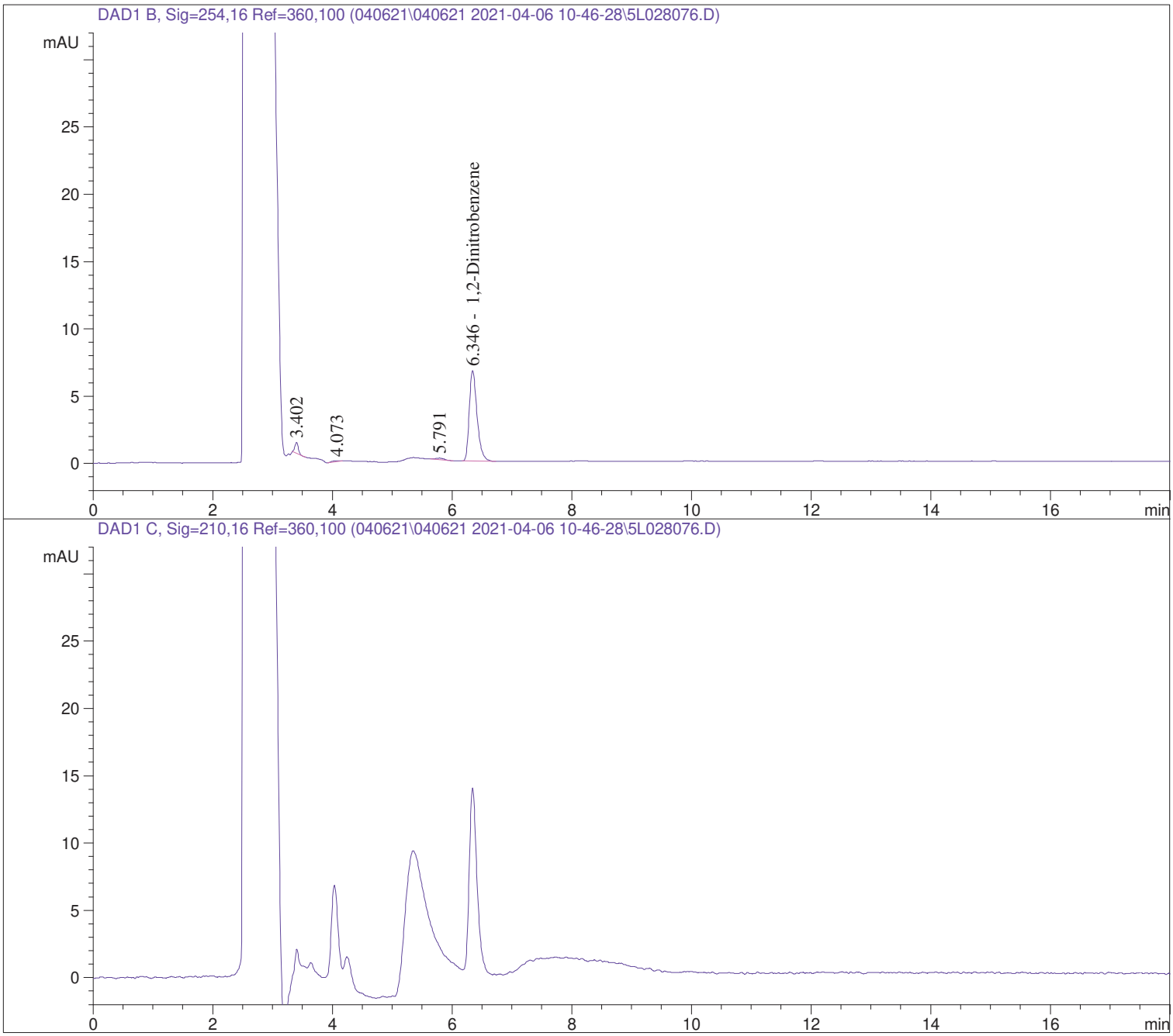

Data File C:\CHEM32\1\DATA\040621\040621 2021-04-06 10-46-28\5L028076.D
Sample Name: M1C0514-44RE1

==========

Acq. Operator : JWR
Seq. Line : 19
Acq. Instrument : HPLC5
Location : Vial 18
Injection Date : 4/6/2021 7:17:04 PM
Inj : 1
Inj Volume : 100 µl
Acq. Method : C:\Chem32\1\DATA\040621\040621 2021-04-06 10-46-28\8330PLUS-PETN.M
Last changed : 4/5/2021 11:57:50 PM by JWR
Analysis Method : C:\CHEM32\1\METHODS\8330PLUS-PETNDA.M
Last changed : 4/7/2021 11:02:27 AM by ECL
Method Info : OVD-SOP#HPLC02: 8330PLUS-PETN Calibration 03/31/2021

Sample Info : 1

==========

==========

External Standard Report

==========

Sorted By : Signal
Calib. Data Modified : 4/6/2021 11:29:02 AM
Multiplier : 1.0000
Dilution : 1.0000
Use Multiplier & Dilution Factor with ISTDs

Signal 1: DAD1 B, Sig=254,16 Ref=360,100

RetTime [min]	Type	Area [mAU*s]	Amt/Area	Amount [ug/L]	Grp	Name
3.753		-	-	-		HMX
4.994		-	-	-		RDX
6.093		-	-	-		1,3,5-Trinitrobenzene
6.346	VBA	60.88369	3.56277	216.91466		1,2-Dinitrobenzene
7.259		-	-	-		1,3-Dinitrobenzene
7.516		-	-	-		Tetryl
7.963		-	-	-		Nitrobenzene
8.608		-	-	-		2,4,6-Trinitrotoluene
9.192		-	-	-		4-Amino-2,6-Dinitrotoluene
9.633		-	-	-		2-Amino-4,6-Dinitrotoluene
9.933		-	-	-		2,6-Dinitrotoluene
10.216		-	-	-		2,4-Dinitrotoluene
11.545		-	-	-		2-Nitrotoluene
12.103		-	-	-		4-Nitrotoluene
12.992		-	-	-		3-Nitrotoluene

Totals : 216.91466

Data File C:\CHEM32\1\DATA\040621\040621 2021-04-06 10-46-28\5L028076.D
Sample Name: M1C0514-44RE1

==========

Acq. Operator : JWR
Seq. Line : 19
Acq. Instrument : HPLC5
Location : Vial 18
Injection Date : 4/6/2021 7:17:04 PM
Inj : 1
Inj Volume : 100 µl
Acq. Method : C:\Chem32\1\DATA\040621\040621 2021-04-06 10-46-28\8330PLUS-PETN.M
Last changed : 4/5/2021 11:57:50 PM by JWR
Analysis Method : C:\CHEM32\1\METHODS\8330PLUS-PETNDA.M
Last changed : 4/7/2021 11:02:27 AM by ECL
Method Info : OVD-SOP#HPLC02: 8330PLUS-PETN Calibration 03/31/2021

Sample Info : 1

==========

Signal 2: DAD1 C, Sig=210,16 Ref=360,100

RetTime [min]	Type	Area [mAU*s]	Amt/Area	Amount [ug/L]	Grp	Name
13.744		-	-	-		PETN

Totals : 0.00000

1 Warnings or Errors :

Warning : Calibrated compound(s) not found

==========

*** End of Report ***

Data File C:\CHEM32\1\DATA\040621\040621 2021-04-06 10-46-28\5L028080.D
Sample Name: M1C0514-45RE1

==========

Acq. Operator : JWR
Seq. Line : 23
Acq. Instrument : HPLC5
Location : Vial 21
Injection Date : 4/6/2021 9:09:50 PM
Inj : 1
Inj Volume : 100 µl
Acq. Method : C:\Chem32\1\DATA\040621\040621 2021-04-06 10-46-28\8330PLUS-PETN.M
Last changed : 4/5/2021 11:57:50 PM by JWR
Analysis Method : C:\CHEM32\1\METHODS\8330PLUS-PETNDA.M
Last changed : 4/7/2021 11:02:27 AM by ECL
Method Info : OVD-SOP#HPLC02: 8330PLUS-PETN Calibration 03/31/2021

Sample Info : 1

==========

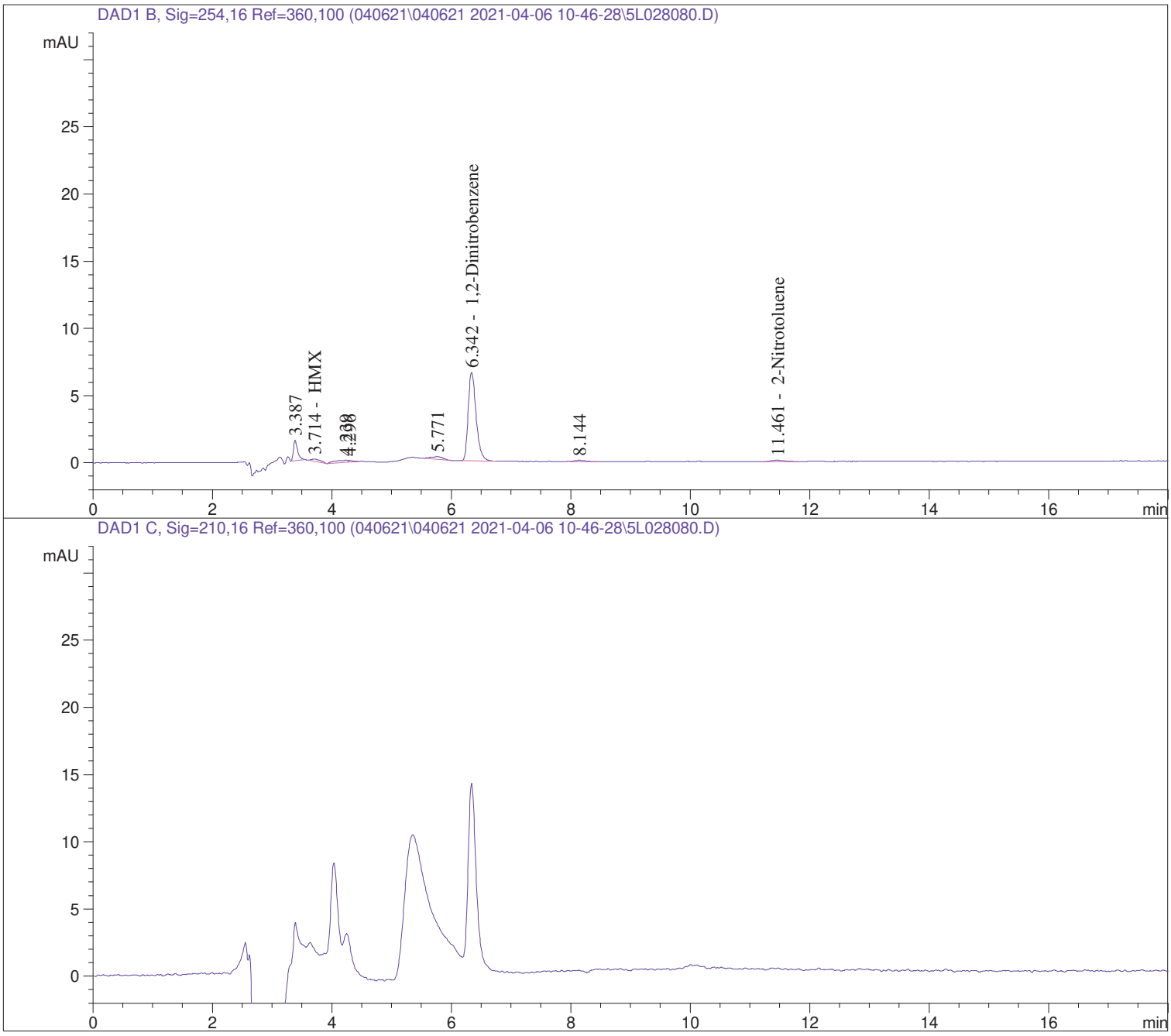

Data File C:\CHEM32\1\DATA\040621\040621 2021-04-06 10-46-28\5L028080.D
Sample Name: M1C0514-45RE1

==========

Acq. Operator : JWR
Seq. Line : 23
Acq. Instrument : HPLC5
Location : Vial 21
Injection Date : 4/6/2021 9:09:50 PM
Inj : 1
Inj Volume : 100 µl
Acq. Method : C:\Chem32\1\DATA\040621\040621 2021-04-06 10-46-28\8330PLUS-PETN.M
Last changed : 4/5/2021 11:57:50 PM by JWR
Analysis Method : C:\CHEM32\1\METHODS\8330PLUS-PETNDA.M
Last changed : 4/7/2021 11:02:27 AM by ECL
Method Info : OVD-SOP#HPLC02: 8330PLUS-PETN Calibration 03/31/2021

Sample Info : 1

==========

==========

External Standard Report

==========

Sorted By : Signal
Calib. Data Modified : 4/6/2021 11:29:02 AM
Multiplier : 1.0000
Dilution : 1.0000
Use Multiplier & Dilution Factor with ISTDs

Signal 1: DAD1 B, Sig=254,16 Ref=360,100

RetTime [min]	Type	Area [mAU*s]	Amt/Area	Amount [ug/L]	Grp	Name
3.714	BV	1.93396	4.87166	9.42159		HMX
4.994		-	-	-		RDX
6.093		-	-	-		1,3,5-Trinitrobenzene
6.342	VBA	60.66849	3.56280	216.14981		1,2-Dinitrobenzene
7.259		-	-	-		1,3-Dinitrobenzene
7.516		-	-	-		Tetryl
7.963		-	-	-		Nitrobenzene
8.608		-	-	-		2,4,6-Trinitrotoluene
9.192		-	-	-		4-Amino-2,6-Dinitrotoluene
9.633		-	-	-		2-Amino-4,6-Dinitrotoluene
9.933		-	-	-		2,6-Dinitrotoluene
10.216		-	-	-		2,4-Dinitrotoluene
11.461	BV	1.42323	4.14038	5.89270		2-Nitrotoluene
12.103		-	-	-		4-Nitrotoluene
12.992		-	-	-		3-Nitrotoluene

Totals : 231.46410

Data File C:\CHEM32\1\DATA\040621\040621 2021-04-06 10-46-28\5L028080.D
Sample Name: M1C0514-45RE1

==========

Acq. Operator : JWR
Seq. Line : 23
Acq. Instrument : HPLC5
Location : Vial 21
Injection Date : 4/6/2021 9:09:50 PM
Inj : 1
Inj Volume : 100 µl
Acq. Method : C:\Chem32\1\DATA\040621\040621 2021-04-06 10-46-28\8330PLUS-PETN.M
Last changed : 4/5/2021 11:57:50 PM by JWR
Analysis Method : C:\CHEM32\1\METHODS\8330PLUS-PETNDA.M
Last changed : 4/7/2021 11:02:27 AM by ECL
Method Info : OVD-SOP#HPLC02: 8330PLUS-PETN Calibration 03/31/2021

Sample Info : 1

==========

Signal 2: DAD1 C, Sig=210,16 Ref=360,100

RetTime [min]	Type	Area [mAU*s]	Amt/Area	Amount [ug/L]	Grp	Name
13.744		-	-	-		PETN

Totals : 0.00000

1 Warnings or Errors :

Warning : Calibrated compound(s) not found

==========

*** End of Report ***

Data File C:\CHEM32\1\DATA\040621\040621 2021-04-06 10-46-28\5L028081.D
Sample Name: M1C0514-46RE1

==========

Acq. Operator : JWR
Seq. Line : 24
Acq. Instrument : HPLC5
Location : Vial 22
Injection Date : 4/6/2021 9:37:58 PM
Inj : 1
Inj Volume : 100 µl
Acq. Method : C:\Chem32\1\DATA\040621\040621 2021-04-06 10-46-28\8330PLUS-PETN.M
Last changed : 4/5/2021 11:57:50 PM by JWR
Analysis Method : C:\CHEM32\1\METHODS\8330PLUS-PETNDA.M
Last changed : 4/7/2021 11:02:27 AM by ECL
Method Info : OVD-SOP#HPLC02: 8330PLUS-PETN Calibration 03/31/2021

Sample Info : 1

==========

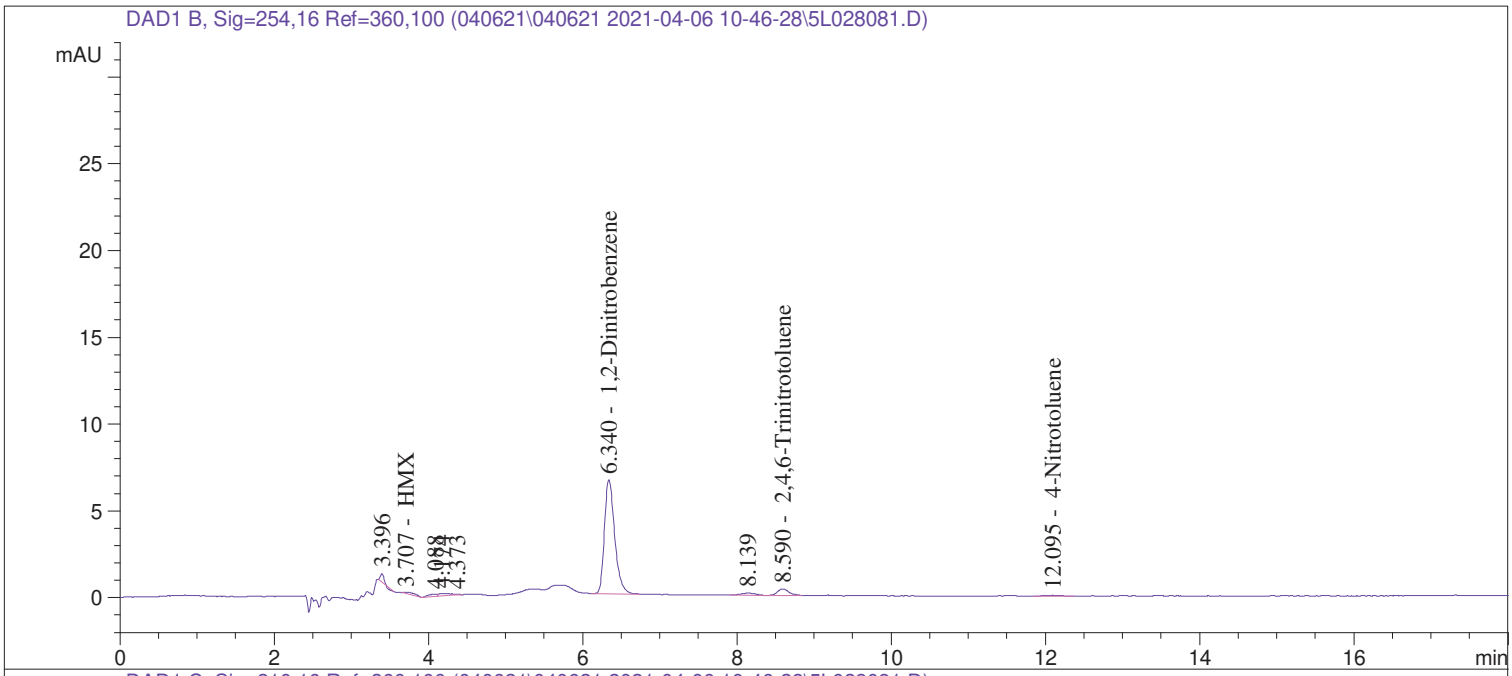

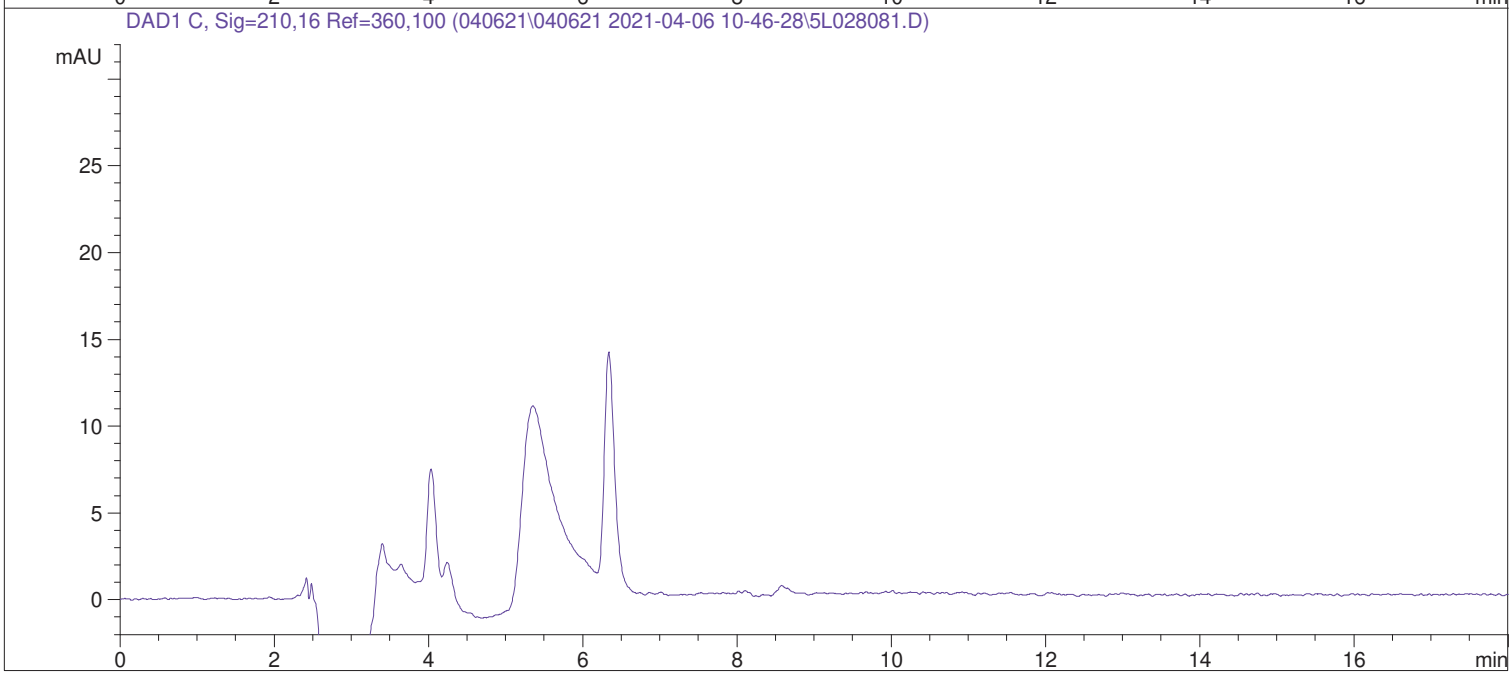

Data File C:\CHEM32\1\DATA\040621\040621 2021-04-06 10-46-28\5L028081.D
Sample Name: M1C0514-46RE1

==========

Acq. Operator : JWR
Seq. Line : 24
Acq. Instrument : HPLC5
Location : Vial 22
Injection Date : 4/6/2021 9:37:58 PM
Inj : 1
Inj Volume : 100 µl
Acq. Method : C:\Chem32\1\DATA\040621\040621 2021-04-06 10-46-28\8330PLUS-PETN.M
Last changed : 4/5/2021 11:57:50 PM by JWR
Analysis Method : C:\CHEM32\1\METHODS\8330PLUS-PETNDA.M
Last changed : 4/7/2021 11:02:27 AM by ECL
Method Info : OVD-SOP#HPLC02: 8330PLUS-PETN Calibration 03/31/2021

Sample Info : 1

==========

==========

External Standard Report

==========

Sorted By : Signal
Calib. Data Modified : 4/6/2021 11:29:02 AM
Multiplier : 1.0000
Dilution : 1.0000
Use Multiplier & Dilution Factor with ISTDs

Signal 1: DAD1 B, Sig=254,16 Ref=360,100

RetTime [min]	Type	Area [mAU*s]	Amt/Area	Amount [ug/L]	Grp	Name
3.707	BV	1.13646	3.91220	4.44605		HMX
4.994		-	-	-		RDX
6.093		-	-	-		1,3,5-Trinitrobenzene
6.340	VBA	61.03454	3.56275	217.45080		1,2-Dinitrobenzene
7.259		-	-	-		1,3-Dinitrobenzene
7.516		-	-	-		Tetryl
7.963		-	-	-		Nitrobenzene
8.590	VV	4.02891	2.11012	8.50147		2,4,6-Trinitrotoluene
9.192		-	-	-		4-Amino-2,6-Dinitrotoluene
9.633		-	-	-		2-Amino-4,6-Dinitrotoluene
9.933		-	-	-		2,6-Dinitrotoluene
10.216		-	-	-		2,4-Dinitrotoluene
11.545		-	-	-		2-Nitrotoluene
12.095	VV	8.13055e-1	5.80281	4.71800		4-Nitrotoluene
12.992		-	-	-		3-Nitrotoluene

Totals : 235.11631

Data File C:\CHEM32\1\DATA\040621\040621 2021-04-06 10-46-28\5L028081.D
Sample Name: M1C0514-46RE1

==========

Acq. Operator : JWR
Seq. Line : 24
Acq. Instrument : HPLC5
Location : Vial 22
Injection Date : 4/6/2021 9:37:58 PM
Inj : 1
Inj Volume : 100 µl
Acq. Method : C:\Chem32\1\DATA\040621\040621 2021-04-06 10-46-28\8330PLUS-PETN.M
Last changed : 4/5/2021 11:57:50 PM by JWR
Analysis Method : C:\CHEM32\1\METHODS\8330PLUS-PETNDA.M
Last changed : 4/7/2021 11:02:27 AM by ECL
Method Info : OVD-SOP#HPLC02: 8330PLUS-PETN Calibration 03/31/2021

Sample Info : 1

==========

Signal 2: DAD1 C, Sig=210,16 Ref=360,100

RetTime [min]	Type	Area [mAU*s]	Amt/Area	Amount [ug/L]	Grp	Name
13.744		-	-	-		PETN

Totals : 0.00000

1 Warnings or Errors :

Warning : Calibrated compound(s) not found

==========

*** End of Report ***

Data File C:\CHEM32\1\DATA\040621\040621 2021-04-06 10-46-28\5L028082.D
Sample Name: M1C0514-47RE1

==========

Acq. Operator : JWR
Seq. Line : 25
Acq. Instrument : HPLC5
Location : Vial 23
Injection Date : 4/6/2021 10:06:07 PM
Inj : 1
Inj Volume : 100 µl
Acq. Method : C:\Chem32\1\DATA\040621\040621 2021-04-06 10-46-28\8330PLUS-PETN.M
Last changed : 4/5/2021 11:57:50 PM by JWR
Analysis Method : C:\CHEM32\1\METHODS\8330PLUS-PETNDA.M
Last changed : 4/7/2021 11:02:27 AM by ECL
Method Info : OVD-SOP#HPLC02: 8330PLUS-PETN Calibration 03/31/2021

Sample Info : 1

==========

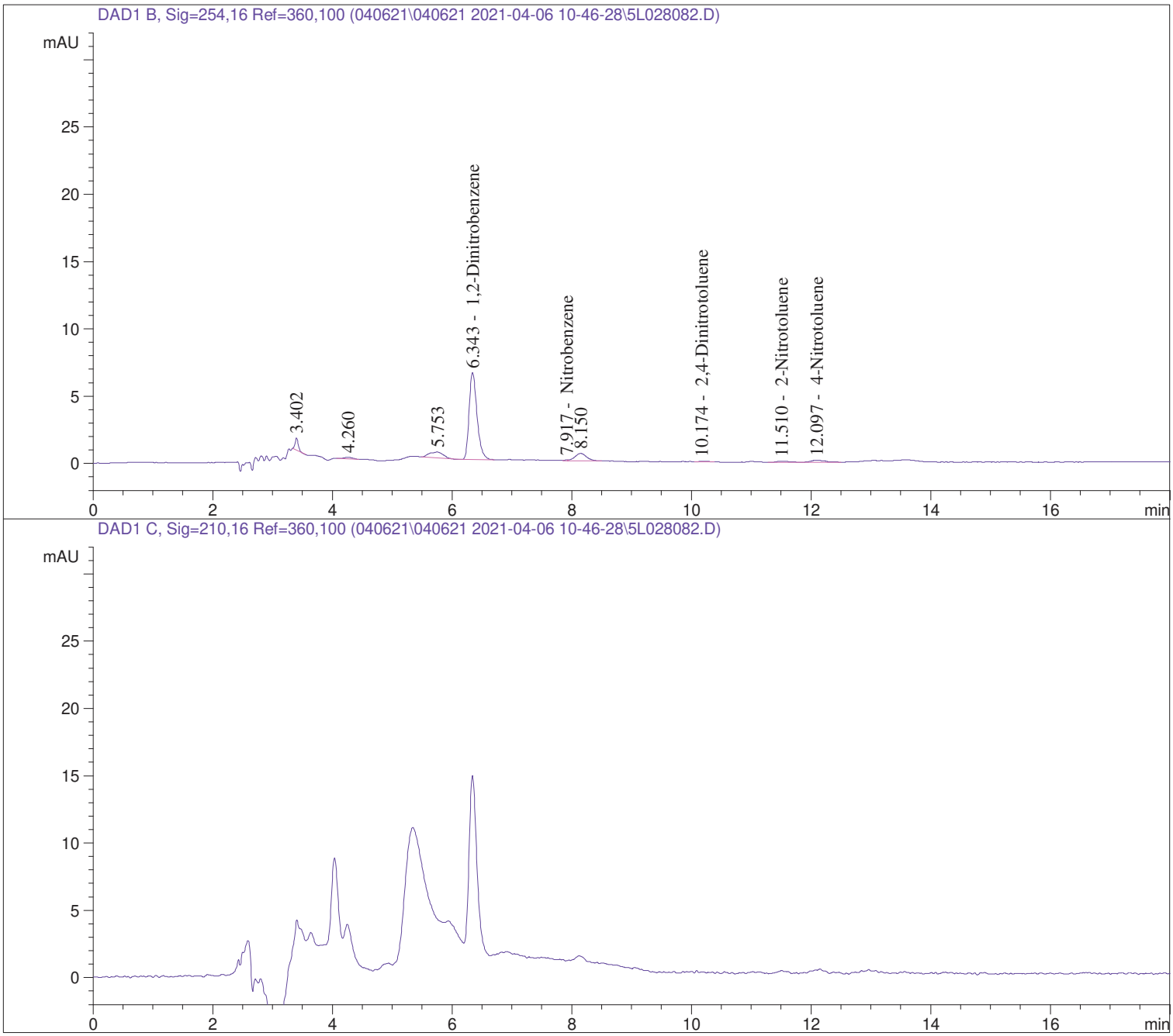

Data File C:\CHEM32\1\DATA\040621\040621 2021-04-06 10-46-28\5L028082.D
Sample Name: M1C0514-47RE1

==========

Acq. Operator : JWR Seq. Line : 25
Acq. Instrument : HPLC5 Location : Vial 23
Injection Date : 4/6/2021 10:06:07 PM Inj : 1
Inj Volume : 100 µl
Acq. Method : C:\Chem32\1\DATA\040621\040621 2021-04-06 10-46-28\8330PLUS-PETN.M
Last changed : 4/5/2021 11:57:50 PM by JWR
Analysis Method : C:\CHEM32\1\METHODS\8330PLUS-PETNDA.M
Last changed : 4/7/2021 11:02:27 AM by ECL
Method Info : OVD-SOP#HPLC02: 8330PLUS-PETN Calibration 03/31/2021

Sample Info : 1

==========

==========

External Standard Report

==========

Sorted By : Signal
Calib. Data Modified : 4/6/2021 11:29:02 AM
Multiplier : 1.0000
Dilution : 1.0000
Use Multiplier & Dilution Factor with ISTDs

Signal 1: DAD1 B, Sig=254,16 Ref=360,100

RetTime [min]	Type	Area [mAU*s]	Amt/Area	Amount [ug/L]	Grp	Name
3.753		-	-	-		HMX
4.994		-	-	-		RDX
6.093		-	-	-		1,3,5-Trinitrobenzene
6.343	VV	59.65525	3.56295	212.54858		1,2-Dinitrobenzene
7.259		-	-	-		1,3-Dinitrobenzene
7.516		-	-	-		Tetryl
7.917	VV	2.12619e-1	0.00000	0.00000		Nitrobenzene
8.608		-	-	-		2,4,6-Trinitrotoluene
9.192		-	-	-		4-Amino-2,6-Dinitrotoluene
9.633		-	-	-		2-Amino-4,6-Dinitrotoluene
9.933		-	-	-		2,6-Dinitrotoluene
10.174	VV	7.14898e-1	1.57151	1.12347		2,4-Dinitrotoluene
11.510	BV	1.31578	4.10863	5.40606		2-Nitrotoluene
12.097	VV	2.65403	5.49535	14.58482		4-Nitrotoluene
12.992		-	-	-		3-Nitrotoluene

Totals : 233.66293

Data File C:\CHEM32\1\DATA\040621\040621 2021-04-06 10-46-28\5L028082.D
Sample Name: M1C0514-47RE1

==========

Acq. Operator : JWR
Seq. Line : 25
Acq. Instrument : HPLC5
Location : Vial 23
Injection Date : 4/6/2021 10:06:07 PM
Inj : 1
Inj Volume : 100 µl
Acq. Method : C:\Chem32\1\DATA\040621\040621 2021-04-06 10-46-28\8330PLUS-PETN.M
Last changed : 4/5/2021 11:57:50 PM by JWR
Analysis Method : C:\CHEM32\1\METHODS\8330PLUS-PETNDA.M
Last changed : 4/7/2021 11:02:27 AM by ECL
Method Info : OVD-SOP#HPLC02: 8330PLUS-PETN Calibration 03/31/2021

Sample Info : 1

==========

Signal 2: DAD1 C, Sig=210,16 Ref=360,100

RetTime [min]	Type	Area [mAU*s]	Amt/Area	Amount [ug/L]	Grp	Name
13.744		-	-	-		PETN

Totals : 0.00000

2 Warnings or Errors :

Warning : Calibrated compound(s) not found
Warning : Negative results set to zero (cal. curve intercept), (Nitrobenzene)

==========

*** End of Report ***

Data File C:\CHEM32\1\DATA\040621\040621 2021-04-06 10-46-28\5L028083.D
Sample Name: M1C0514-48RE1

==========

Acq. Operator : JWR
Seq. Line : 26
Acq. Instrument : HPLC5
Location : Vial 24
Injection Date : 4/6/2021 10:34:16 PM
Inj : 1
Inj Volume : 100 µl
Acq. Method : C:\Chem32\1\DATA\040621\040621 2021-04-06 10-46-28\8330PLUS-PETN.M
Last changed : 4/5/2021 11:57:50 PM by JWR
Analysis Method : C:\CHEM32\1\METHODS\8330PLUS-PETNDA.M
Last changed : 4/7/2021 11:02:27 AM by ECL
Method Info : OVD-SOP#HPLC02: 8330PLUS-PETN Calibration 03/31/2021

Sample Info : 1

==========

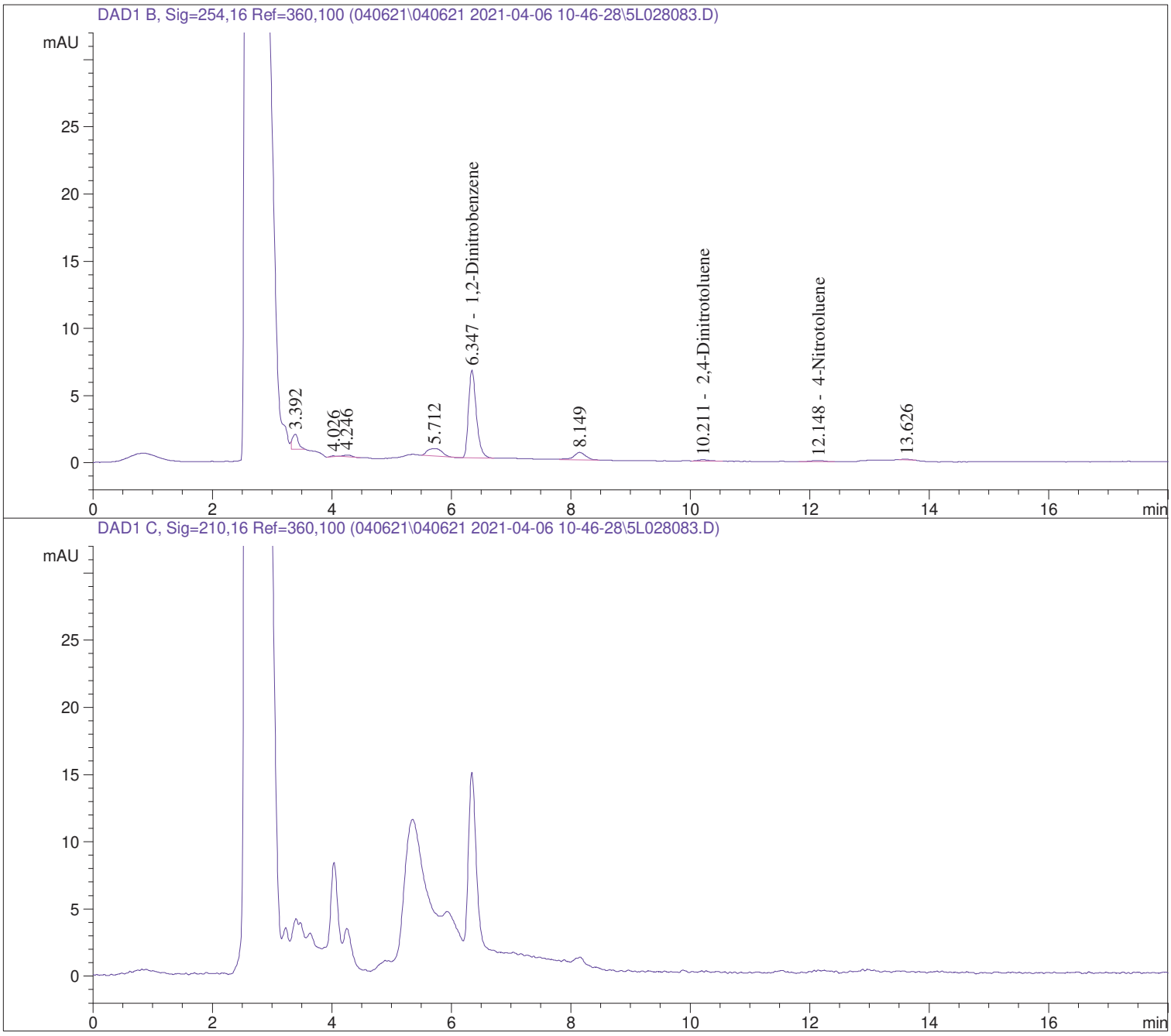

Data File C:\CHEM32\1\DATA\040621\040621 2021-04-06 10-46-28\5L028083.D
Sample Name: M1C0514-48RE1

==========

Acq. Operator : JWR
Seq. Line : 26
Acq. Instrument : HPLC5
Location : Vial 24
Injection Date : 4/6/2021 10:34:16 PM
Inj : 1
Inj Volume : 100 µl
Acq. Method : C:\Chem32\1\DATA\040621\040621 2021-04-06 10-46-28\8330PLUS-PETN.M
Last changed : 4/5/2021 11:57:50 PM by JWR
Analysis Method : C:\CHEM32\1\METHODS\8330PLUS-PETNDA.M
Last changed : 4/7/2021 11:02:27 AM by ECL
Method Info : OVD-SOP#HPLC02: 8330PLUS-PETN Calibration 03/31/2021

Sample Info : 1

==========

==========

External Standard Report

==========

Sorted By : Signal
Calib. Data Modified : 4/6/2021 11:29:02 AM
Multiplier : 1.0000
Dilution : 1.0000
Use Multiplier & Dilution Factor with ISTDs

Signal 1: DAD1 B, Sig=254,16 Ref=360,100

RetTime [min]	Type	Area [mAU*s]	Amt/Area	Amount [ug/L]	Grp	Name
3.753		-	-	-		HMX
4.994		-	-	-		RDX
6.093		-	-	-		1,3,5-Trinitrobenzene
6.347	VV	59.64240	3.56295	212.50293		1,2-Dinitrobenzene
7.259		-	-	-		1,3-Dinitrobenzene
7.516		-	-	-		Tetryl
7.963		-	-	-		Nitrobenzene
8.608		-	-	-		2,4,6-Trinitrotoluene
9.192		-	-	-		4-Amino-2,6-Dinitrotoluene
9.633		-	-	-		2-Amino-4,6-Dinitrotoluene
9.933		-	-	-		2,6-Dinitrotoluene
10.211	VV	1.59423	1.71171	2.72887		2,4-Dinitrotoluene
11.545		-	-	-		2-Nitrotoluene
12.148	VV	1.57272	5.58871	8.78947		4-Nitrotoluene
12.992		-	-	-		3-Nitrotoluene

Totals : 224.02126

Data File C:\CHEM32\1\DATA\040621\040621 2021-04-06 10-46-28\5L028083.D
Sample Name: M1C0514-48RE1

==========

Acq. Operator : JWR
Seq. Line : 26
Acq. Instrument : HPLC5
Location : Vial 24
Injection Date : 4/6/2021 10:34:16 PM
Inj : 1
Inj Volume : 100 µl
Acq. Method : C:\Chem32\1\DATA\040621\040621 2021-04-06 10-46-28\8330PLUS-PETN.M
Last changed : 4/5/2021 11:57:50 PM by JWR
Analysis Method : C:\CHEM32\1\METHODS\8330PLUS-PETNDA.M
Last changed : 4/7/2021 11:02:27 AM by ECL
Method Info : OVD-SOP#HPLC02: 8330PLUS-PETN Calibration 03/31/2021

Sample Info : 1

==========

Signal 2: DAD1 C, Sig=210,16 Ref=360,100

RetTime [min]	Type	Area [mAU*s]	Amt/Area	Amount [ug/L]	Grp	Name
13.744		-	-	-		PETN

Totals : 0.00000

1 Warnings or Errors :

Warning : Calibrated compound(s) not found

==========

*** End of Report ***

Data File C:\CHEM32\1\DATA\040621\040621 2021-04-06 10-46-28\5L028084.D
Sample Name: M1C0514-49RE1

==========

Acq. Operator : JWR
Seq. Line : 27
Acq. Instrument : HPLC5
Location : Vial 25
Injection Date : 4/6/2021 11:02:29 PM
Inj : 1
Inj Volume : 100 µl
Acq. Method : C:\Chem32\1\DATA\040621\040621 2021-04-06 10-46-28\8330PLUS-PETN.M
Last changed : 4/5/2021 11:57:50 PM by JWR
Analysis Method : C:\CHEM32\1\METHODS\8330PLUS-PETNDA.M
Last changed : 4/7/2021 11:02:27 AM by ECL
Method Info : OVD-SOP#HPLC02: 8330PLUS-PETN Calibration 03/31/2021

Sample Info : 1

==========

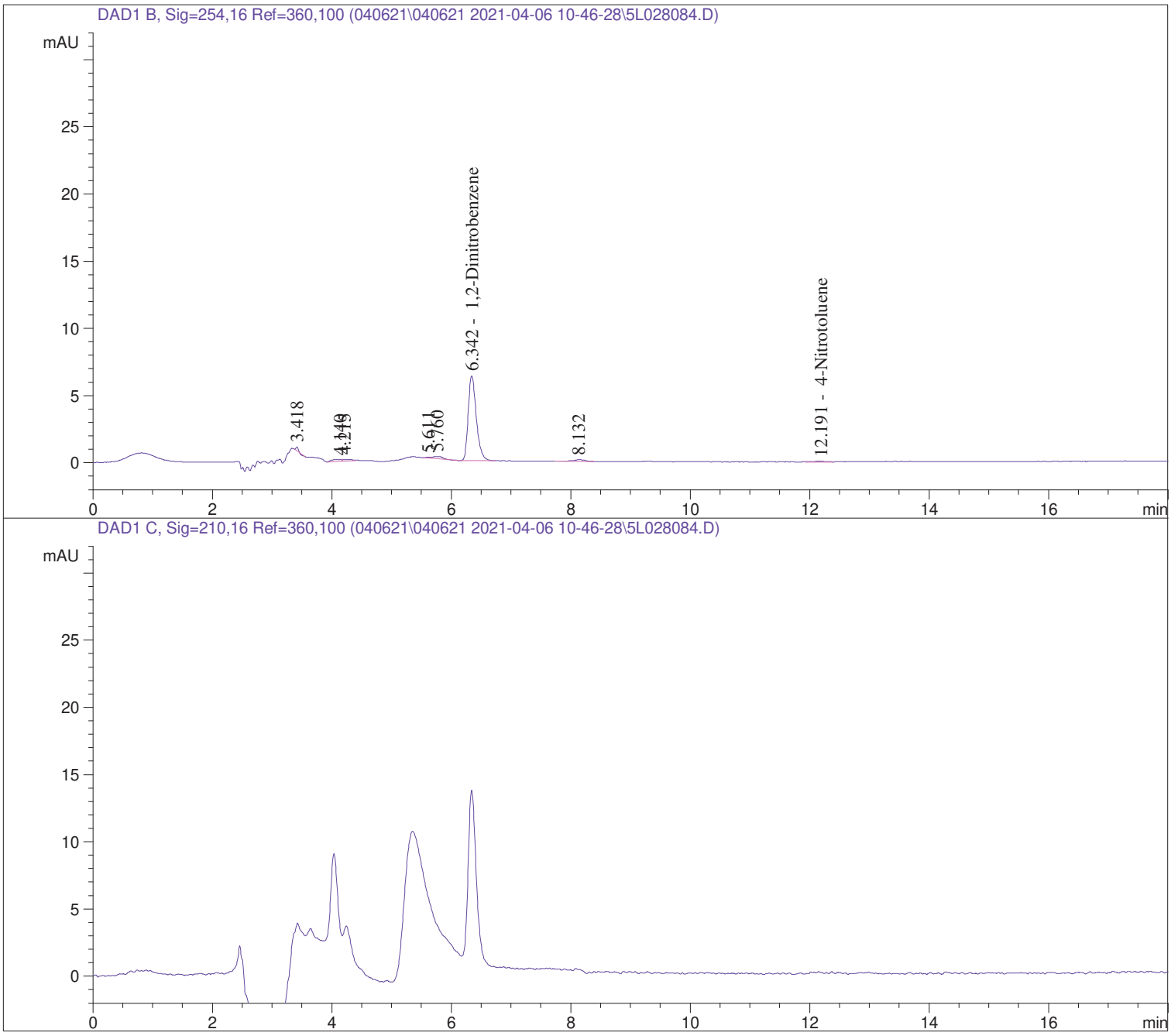

Data File C:\CHEM32\1\DATA\040621\040621 2021-04-06 10-46-28\5L028084.D
Sample Name: M1C0514-49RE1

==========

Acq. Operator : JWR Seq. Line : 27
Acq. Instrument : HPLC5 Location : Vial 25
Injection Date : 4/6/2021 11:02:29 PM Inj : 1
Inj Volume : 100 µl
Acq. Method : C:\Chem32\1\DATA\040621\040621 2021-04-06 10-46-28\8330PLUS-PETN.M
Last changed : 4/5/2021 11:57:50 PM by JWR
Analysis Method : C:\CHEM32\1\METHODS\8330PLUS-PETNDA.M
Last changed : 4/7/2021 11:02:27 AM by ECL
Method Info : OVD-SOP#HPLC02: 8330PLUS-PETN Calibration 03/31/2021

Sample Info : 1

==========

==========

External Standard Report

==========

Sorted By : Signal
Calib. Data Modified : 4/6/2021 11:29:02 AM
Multiplier : 1.0000
Dilution : 1.0000
Use Multiplier & Dilution Factor with ISTDs

Signal 1: DAD1 B, Sig=254,16 Ref=360,100

RetTime [min]	Type	Area [mAU*s]	Amt/Area	Amount [ug/L]	Grp	Name
3.753		-	-	-		HMX
4.994		-	-	-		RDX
6.093		-	-	-		1,3,5-Trinitrobenzene
6.342	VBA	59.76674	3.56293	212.94483		1,2-Dinitrobenzene
7.259		-	-	-		1,3-Dinitrobenzene
7.516		-	-	-		Tetryl
7.963		-	-	-		Nitrobenzene
8.608		-	-	-		2,4,6-Trinitrotoluene
9.192		-	-	-		4-Amino-2,6-Dinitrotoluene
9.633		-	-	-		2-Amino-4,6-Dinitrotoluene
9.933		-	-	-		2,6-Dinitrotoluene
10.216		-	-	-		2,4-Dinitrotoluene
11.545		-	-	-		2-Nitrotoluene
12.191	VV	9.08792e-1	5.75611	5.23111		4-Nitrotoluene
12.992		-	-	-		3-Nitrotoluene

Totals : 218.17594

Data File C:\CHEM32\1\DATA\040621\040621 2021-04-06 10-46-28\5L028084.D
Sample Name: M1C0514-49RE1

==========

Acq. Operator : JWR
Seq. Line : 27
Acq. Instrument : HPLC5
Location : Vial 25
Injection Date : 4/6/2021 11:02:29 PM
Inj : 1
Inj Volume : 100 µl
Acq. Method : C:\Chem32\1\DATA\040621\040621 2021-04-06 10-46-28\8330PLUS-PETN.M
Last changed : 4/5/2021 11:57:50 PM by JWR
Analysis Method : C:\CHEM32\1\METHODS\8330PLUS-PETNDA.M
Last changed : 4/7/2021 11:02:27 AM by ECL
Method Info : OVD-SOP#HPLC02: 8330PLUS-PETN Calibration 03/31/2021

Sample Info : 1

==========

Signal 2: DAD1 C, Sig=210,16 Ref=360,100

RetTime [min]	Type	Area [mAU*s]	Amt/Area	Amount [ug/L]	Grp	Name
13.744		-	-	-		PETN

Totals : 0.00000

1 Warnings or Errors :

Warning : Calibrated compound(s) not found

==========

*** End of Report ***

Data File C:\CHEM32\1\DATA\040621\040621 2021-04-06 10-46-28\5L028085.D
Sample Name: M1C0514-50RE1

==========

Acq. Operator : JWR
Seq. Line : 28
Acq. Instrument : HPLC5
Location : Vial 26
Injection Date : 4/6/2021 11:30:38 PM
Inj : 1
Inj Volume : 100 µl
Acq. Method : C:\Chem32\1\DATA\040621\040621 2021-04-06 10-46-28\8330PLUS-PETN.M
Last changed : 4/5/2021 11:57:50 PM by JWR
Analysis Method : C:\CHEM32\1\METHODS\8330PLUS-PETNDA.M
Last changed : 4/7/2021 11:02:27 AM by ECL
Method Info : OVD-SOP#HPLC02: 8330PLUS-PETN Calibration 03/31/2021

Sample Info : 1

==========

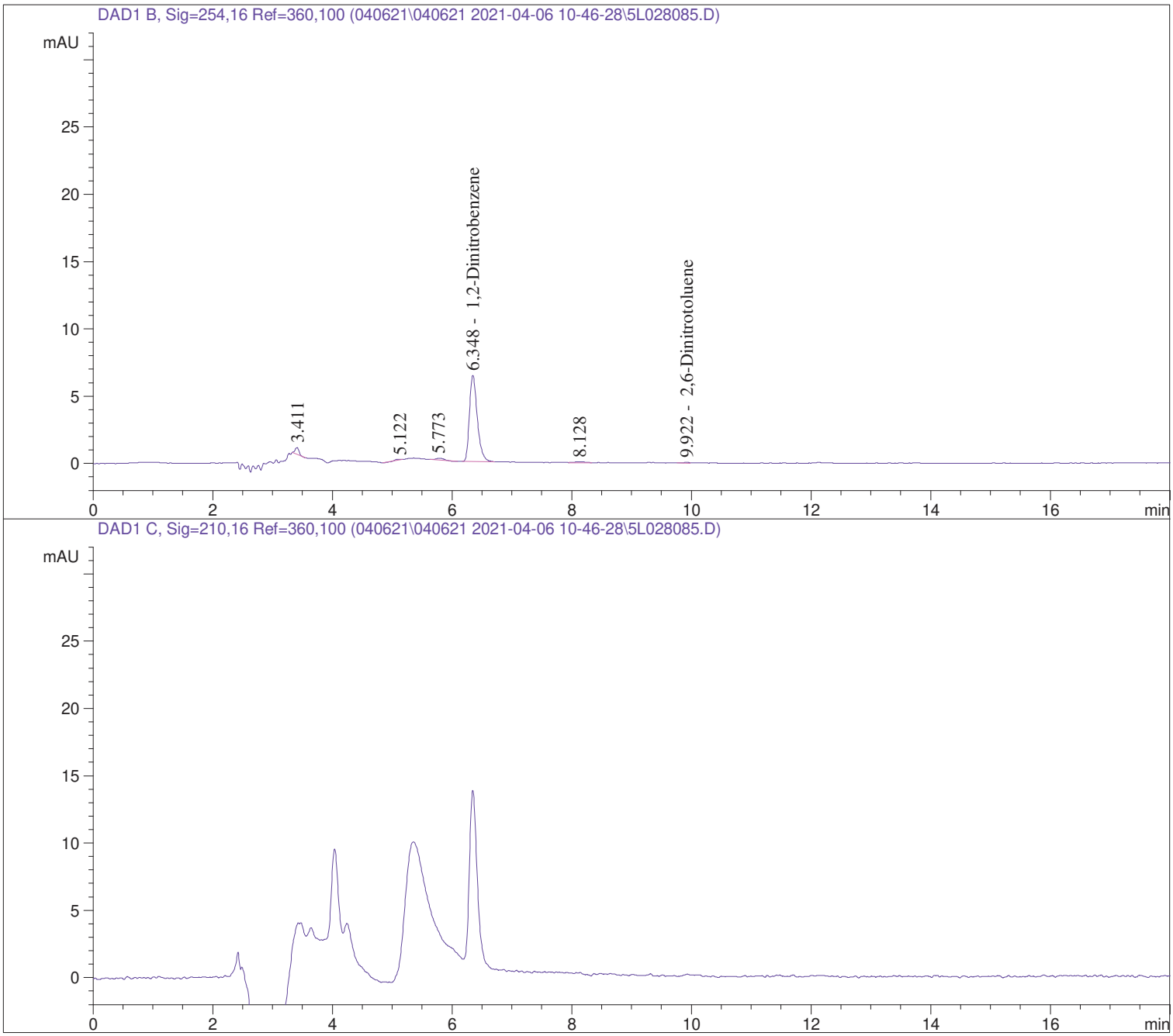

Data File C:\CHEM32\1\DATA\040621\040621 2021-04-06 10-46-28\5L028085.D
Sample Name: M1C0514-50RE1

==========

Acq. Operator : JWR Seq. Line : 28
Acq. Instrument : HPLC5 Location : Vial 26
Injection Date : 4/6/2021 11:30:38 PM Inj : 1
Inj Volume : 100 µl
Acq. Method : C:\Chem32\1\DATA\040621\040621 2021-04-06 10-46-28\8330PLUS-PETN.M
Last changed : 4/5/2021 11:57:50 PM by JWR
Analysis Method : C:\CHEM32\1\METHODS\8330PLUS-PETNDA.M
Last changed : 4/7/2021 11:02:27 AM by ECL
Method Info : OVD-SOP#HPLC02: 8330PLUS-PETN Calibration 03/31/2021

Sample Info : 1

==========

==========

External Standard Report

==========

Sorted By : Signal
Calib. Data Modified : 4/6/2021 11:29:02 AM
Multiplier : 1.0000
Dilution : 1.0000
Use Multiplier & Dilution Factor with ISTDs

Signal 1: DAD1 B, Sig=254,16 Ref=360,100

RetTime [min]	Type	Area [mAU*s]	Amt/Area	Amount [ug/L]	Grp	Name
3.753		-	-	-		HMX
4.994		-	-	-		RDX
6.093		-	-	-		1,3,5-Trinitrobenzene
6.348	VBA	58.61232	3.56311	208.84187		1,2-Dinitrobenzene
7.259		-	-	-		1,3-Dinitrobenzene
7.516		-	-	-		Tetryl
7.963		-	-	-		Nitrobenzene
8.608		-	-	-		2,4,6-Trinitrotoluene
9.192		-	-	-		4-Amino-2,6-Dinitrotoluene
9.633		-	-	-		2-Amino-4,6-Dinitrotoluene
9.922	VV	4.37716e-1	2.25134	9.85445e-1		2,6-Dinitrotoluene
10.216		-	-	-		2,4-Dinitrotoluene
11.545		-	-	-		2-Nitrotoluene
12.103		-	-	-		4-Nitrotoluene
12.992		-	-	-		3-Nitrotoluene

Totals : 209.82732

Data File C:\CHEM32\1\DATA\040621\040621 2021-04-06 10-46-28\5L028085.D
Sample Name: M1C0514-50RE1

==========

Acq. Operator : JWR
Seq. Line : 28
Acq. Instrument : HPLC5
Location : Vial 26
Injection Date : 4/6/2021 11:30:38 PM
Inj : 1
Inj Volume : 100 µl
Acq. Method : C:\Chem32\1\DATA\040621\040621 2021-04-06 10-46-28\8330PLUS-PETN.M
Last changed : 4/5/2021 11:57:50 PM by JWR
Analysis Method : C:\CHEM32\1\METHODS\8330PLUS-PETNDA.M
Last changed : 4/7/2021 11:02:27 AM by ECL
Method Info : OVD-SOP#HPLC02: 8330PLUS-PETN Calibration 03/31/2021

Sample Info : 1

==========

Signal 2: DAD1 C, Sig=210,16 Ref=360,100

RetTime [min]	Type	Area [mAU*s]	Amt/Area	Amount [ug/L]	Grp	Name
13.744		-	-	-		PETN

Totals : 0.00000

1 Warnings or Errors :

Warning : Calibrated compound(s) not found

==========

*** End of Report ***

Data File C:\CHEM32\1\DATA\040621\040621 2021-04-06 10-46-28\5L028086.D
Sample Name: M1C0514-51RE1

==========

Acq. Operator : JWR
Seq. Line : 29
Acq. Instrument : HPLC5
Location : Vial 27
Injection Date : 4/6/2021 11:58:49 PM
Inj : 1
Inj Volume : 100 µl
Acq. Method : C:\Chem32\1\DATA\040621\040621 2021-04-06 10-46-28\8330PLUS-PETN.M
Last changed : 4/5/2021 11:57:50 PM by JWR
Analysis Method : C:\CHEM32\1\METHODS\8330PLUS-PETNDA.M
Last changed : 4/7/2021 11:02:27 AM by ECL
Method Info : OVD-SOP#HPLC02: 8330PLUS-PETN Calibration 03/31/2021

Sample Info : 1

==========

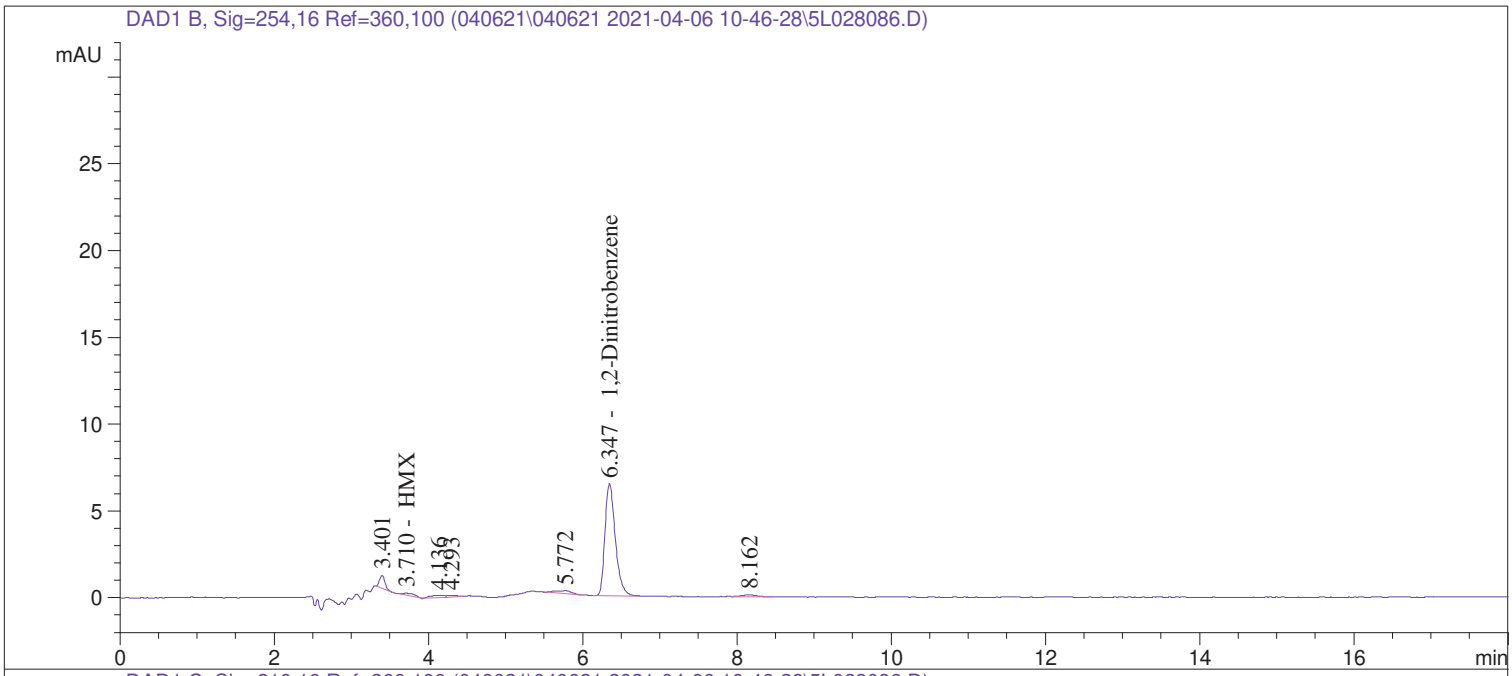

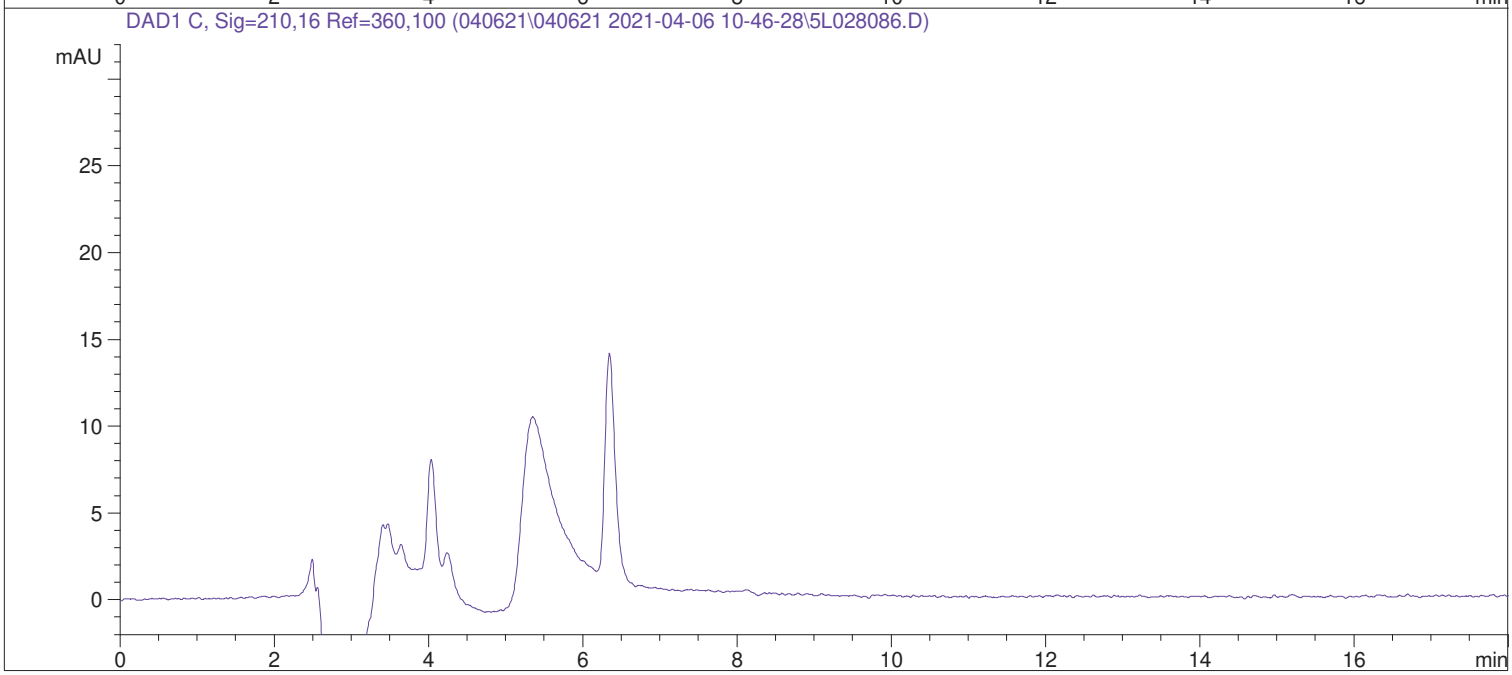

Data File C:\CHEM32\1\DATA\040621\040621 2021-04-06 10-46-28\5L028086.D
Sample Name: M1C0514-51RE1

==========

Acq. Operator : JWR Seq. Line : 29
Acq. Instrument : HPLC5 Location : Vial 27
Injection Date : 4/6/2021 11:58:49 PM Inj : 1
Inj Volume : 100 µl
Acq. Method : C:\Chem32\1\DATA\040621\040621 2021-04-06 10-46-28\8330PLUS-PETN.M
Last changed : 4/5/2021 11:57:50 PM by JWR
Analysis Method : C:\CHEM32\1\METHODS\8330PLUS-PETNDA.M
Last changed : 4/7/2021 11:02:27 AM by ECL
Method Info : OVD-SOP#HPLC02: 8330PLUS-PETN Calibration 03/31/2021

Sample Info : 1

==========

==========

External Standard Report

==========

Sorted By : Signal
Calib. Data Modified : 4/6/2021 11:29:02 AM
Multiplier : 1.0000
Dilution : 1.0000
Use Multiplier & Dilution Factor with ISTDs

Signal 1: DAD1 B, Sig=254,16 Ref=360,100

RetTime [min]	Type	Area [mAU*s]	Amt/Area	Amount [ug/L]	Grp	Name
3.710	BV	1.63583	4.62248	7.56160		HMX
4.994		-	-	-		RDX
6.093		-	-	-		1,3,5-Trinitrobenzene
6.347	VBA	60.09503	3.56288	214.11163		1,2-Dinitrobenzene
7.259		-	-	-		1,3-Dinitrobenzene
7.516		-	-	-		Tetryl
7.963		-	-	-		Nitrobenzene
8.608		-	-	-		2,4,6-Trinitrotoluene
9.192		-	-	-		4-Amino-2,6-Dinitrotoluene
9.633		-	-	-		2-Amino-4,6-Dinitrotoluene
9.933		-	-	-		2,6-Dinitrotoluene
10.216		-	-	-		2,4-Dinitrotoluene
11.545		-	-	-		2-Nitrotoluene
12.103		-	-	-		4-Nitrotoluene
12.992		-	-	-		3-Nitrotoluene

Totals : 221.67323

Data File C:\CHEM32\1\DATA\040621\040621 2021-04-06 10-46-28\5L028086.D
Sample Name: M1C0514-51RE1

==========

Acq. Operator : JWR Seq. Line : 29
Acq. Instrument : HPLC5 Location : Vial 27
Injection Date : 4/6/2021 11:58:49 PM Inj : 1
Inj Volume : 100 µl
Acq. Method : C:\Chem32\1\DATA\040621\040621 2021-04-06 10-46-28\8330PLUS-PETN.M
Last changed : 4/5/2021 11:57:50 PM by JWR
Analysis Method : C:\CHEM32\1\METHODS\8330PLUS-PETNDA.M
Last changed : 4/7/2021 11:02:27 AM by ECL
Method Info : OVD-SOP#HPLC02: 8330PLUS-PETN Calibration 03/31/2021

Sample Info : 1

==========

Signal 2: DAD1 C, Sig=210,16 Ref=360,100

RetTime [min]	Type	Area [mAU*s]	Amt/Area	Amount [ug/L]	Grp	Name
13.744		-	-	-		PETN

Totals : 0.00000

1 Warnings or Errors :

Warning : Calibrated compound(s) not found

==========

*** End of Report ***

Data File C:\CHEM32\1\DATA\040621\040621 2021-04-06 10-46-28\5L028088.D
Sample Name: M1C0514-52RE1

==========

Acq. Operator : JWR
Seq. Line : 31
Acq. Instrument : HPLC5
Location : Vial 28
Injection Date : 4/7/2021 12:55:13 AM
Inj : 1
Inj Volume : 100 µl
Acq. Method : C:\Chem32\1\DATA\040621\040621 2021-04-06 10-46-28\8330PLUS-PETN.M
Last changed : 4/5/2021 11:57:50 PM by JWR
Analysis Method : C:\CHEM32\1\METHODS\8330PLUS-PETNDA.M
Last changed : 4/7/2021 11:02:27 AM by ECL
Method Info : OVD-SOP#HPLC02: 8330PLUS-PETN Calibration 03/31/2021

Sample Info : 1

==========

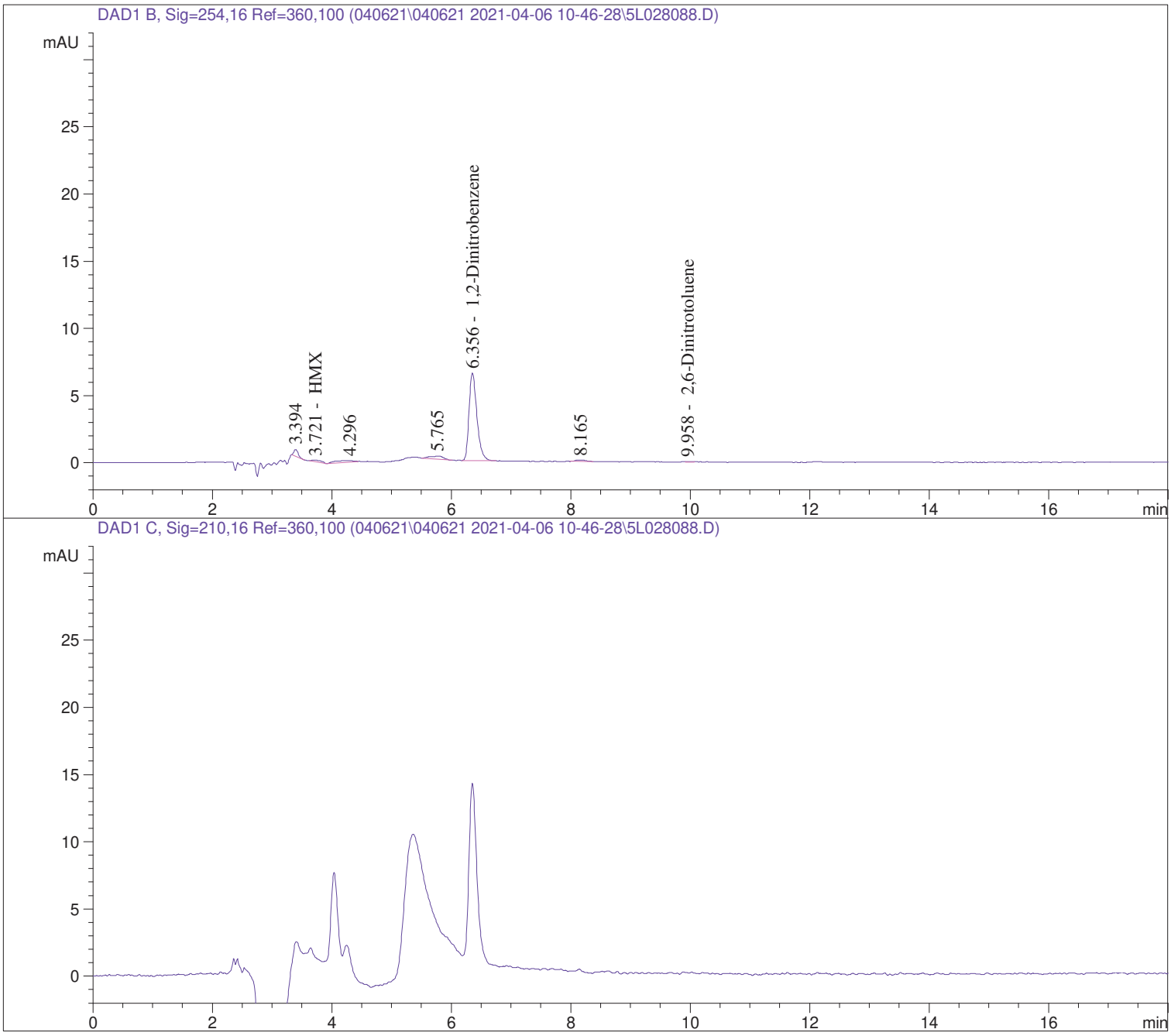

Data File C:\CHEM32\1\DATA\040621\040621 2021-04-06 10-46-28\5L028088.D
Sample Name: M1C0514-52RE1

==========

Acq. Operator : JWR Seq. Line : 31
Acq. Instrument : HPLC5 Location : Vial 28
Injection Date : 4/7/2021 12:55:13 AM Inj : 1
Inj Volume : 100 µl
Acq. Method : C:\Chem32\1\DATA\040621\040621 2021-04-06 10-46-28\8330PLUS-PETN.M
Last changed : 4/5/2021 11:57:50 PM by JWR
Analysis Method : C:\CHEM32\1\METHODS\8330PLUS-PETNDA.M
Last changed : 4/7/2021 11:02:27 AM by ECL
Method Info : OVD-SOP#HPLC02: 8330PLUS-PETN Calibration 03/31/2021

Sample Info : 1

==========

==========

External Standard Report

==========

Sorted By : Signal
Calib. Data Modified : 4/6/2021 11:29:02 AM
Multiplier : 1.0000
Dilution : 1.0000
Use Multiplier & Dilution Factor with ISTDs

Signal 1: DAD1 B, Sig=254,16 Ref=360,100

RetTime [min]	Type	Area [mAU*s]	Amt/Area	Amount [ug/L]	Grp	Name
3.721	BV	1.42349	4.38136	6.23684		HMX
4.994		-	-	-		RDX
6.093		-	-	-		1,3,5-Trinitrobenzene
6.356	VBA	59.57381	3.56296	212.25915		1,2-Dinitrobenzene
7.259		-	-	-		1,3-Dinitrobenzene
7.516		-	-	-		Tetryl
7.963		-	-	-		Nitrobenzene
8.608		-	-	-		2,4,6-Trinitrotoluene
9.192		-	-	-		4-Amino-2,6-Dinitrotoluene
9.633		-	-	-		2-Amino-4,6-Dinitrotoluene
9.958	VV	3.61744e-1	1.91436	6.92508e-1		2,6-Dinitrotoluene
10.216		-	-	-		2,4-Dinitrotoluene
11.545		-	-	-		2-Nitrotoluene
12.103		-	-	-		4-Nitrotoluene
12.992		-	-	-		3-Nitrotoluene

Totals : 219.18849

Data File C:\CHEM32\1\DATA\040621\040621 2021-04-06 10-46-28\5L028088.D
Sample Name: M1C0514-52RE1

==========

Acq. Operator : JWR
Seq. Line : 31
Acq. Instrument : HPLC5
Location : Vial 28
Injection Date : 4/7/2021 12:55:13 AM
Inj : 1
Inj Volume : 100 µl
Acq. Method : C:\Chem32\1\DATA\040621\040621 2021-04-06 10-46-28\8330PLUS-PETN.M
Last changed : 4/5/2021 11:57:50 PM by JWR
Analysis Method : C:\CHEM32\1\METHODS\8330PLUS-PETNDA.M
Last changed : 4/7/2021 11:02:27 AM by ECL
Method Info : OVD-SOP#HPLC02: 8330PLUS-PETN Calibration 03/31/2021

Sample Info : 1

==========

Signal 2: DAD1 C, Sig=210,16 Ref=360,100

RetTime [min]	Type	Area [mAU*s]	Amt/Area	Amount [ug/L]	Grp	Name
13.744		-	-	-		PETN

Totals : 0.00000

1 Warnings or Errors :

Warning : Calibrated compound(s) not found

==========

*** End of Report ***

Data File C:\CHEM32\1\DATA\040621\040621 2021-04-06 10-46-28\5L028089.D
Sample Name: M1C0514-53RE1

==========

Acq. Operator : JWR
Seq. Line : 32
Acq. Instrument : HPLC5
Location : Vial 29
Injection Date : 4/7/2021 1:23:25 AM
Inj : 1
Inj Volume : 100 µl
Acq. Method : C:\Chem32\1\DATA\040621\040621 2021-04-06 10-46-28\8330PLUS-PETN.M
Last changed : 4/5/2021 11:57:50 PM by JWR
Analysis Method : C:\CHEM32\1\METHODS\8330PLUS-PETNDA.M
Last changed : 4/7/2021 11:02:27 AM by ECL
Method Info : OVD-SOP#HPLC02: 8330PLUS-PETN Calibration 03/31/2021

Sample Info : 1

==========

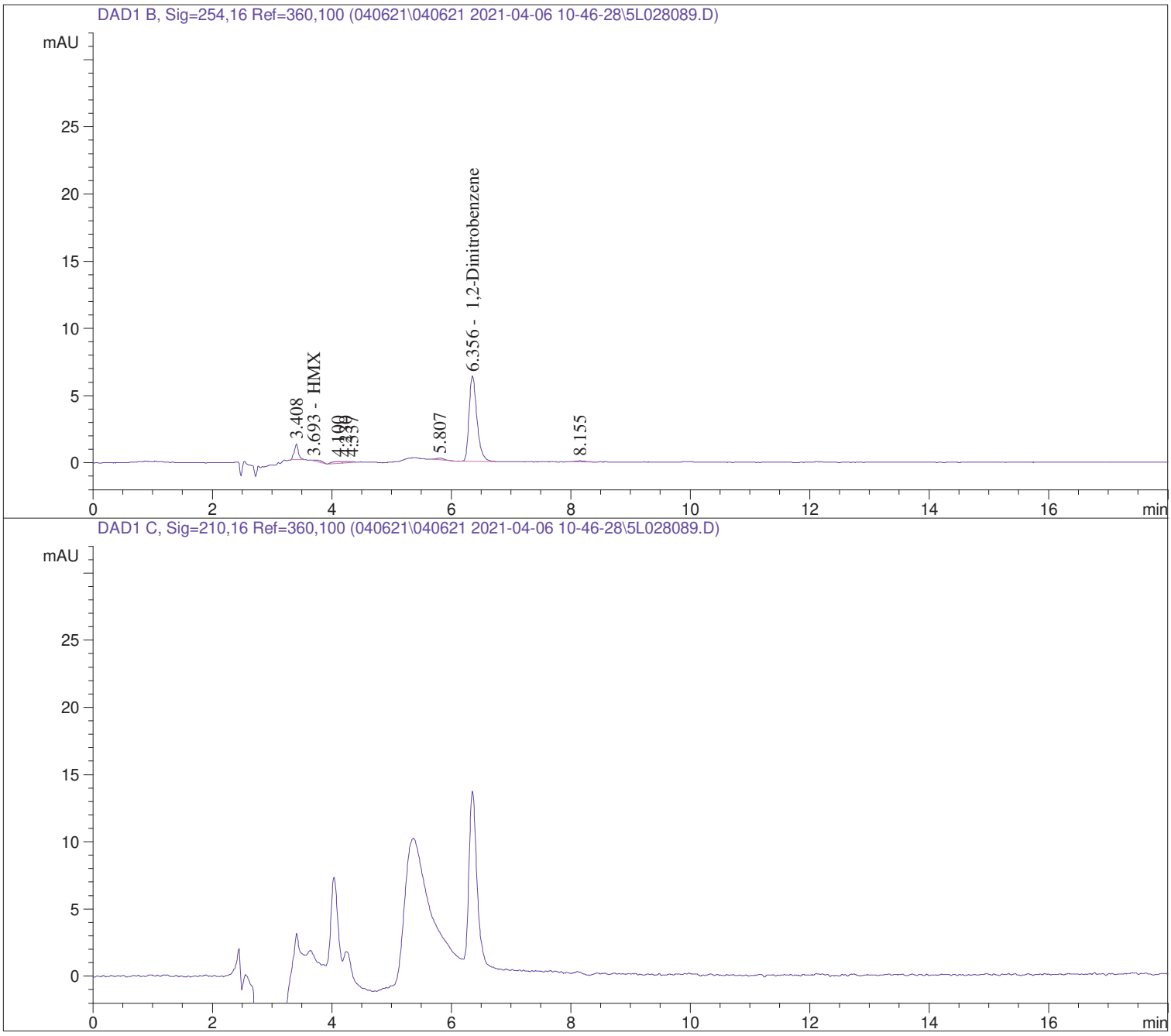

Data File C:\CHEM32\1\DATA\040621\040621 2021-04-06 10-46-28\5L028089.D
Sample Name: M1C0514-53RE1

==========

Acq. Operator : JWR Seq. Line : 32
Acq. Instrument : HPLC5 Location : Vial 29
Injection Date : 4/7/2021 1:23:25 AM Inj : 1
Inj Volume : 100 µl
Acq. Method : C:\Chem32\1\DATA\040621\040621 2021-04-06 10-46-28\8330PLUS-PETN.M
Last changed : 4/5/2021 11:57:50 PM by JWR
Analysis Method : C:\CHEM32\1\METHODS\8330PLUS-PETNDA.M
Last changed : 4/7/2021 11:02:27 AM by ECL
Method Info : OVD-SOP#HPLC02: 8330PLUS-PETN Calibration 03/31/2021

Sample Info : 1

==========

==========

External Standard Report

==========

Sorted By : Signal
Calib. Data Modified : 4/6/2021 11:29:02 AM
Multiplier : 1.0000
Dilution : 1.0000
Use Multiplier & Dilution Factor with ISTDs

Signal 1: DAD1 B, Sig=254,16 Ref=360,100

RetTime [min]	Type	Area [mAU*s]	Amt/Area	Amount [ug/L]	Grp	Name
3.693	BV	1.08830	3.80923	4.14557		HMX
4.994		-	-	-		RDX
6.093		-	-	-		1,3,5-Trinitrobenzene
6.356	VBA	58.24825	3.56316	207.54791		1,2-Dinitrobenzene
7.259		-	-	-		1,3-Dinitrobenzene
7.516		-	-	-		Tetryl
7.963		-	-	-		Nitrobenzene
8.608		-	-	-		2,4,6-Trinitrotoluene
9.192		-	-	-		4-Amino-2,6-Dinitrotoluene
9.633		-	-	-		2-Amino-4,6-Dinitrotoluene
9.933		-	-	-		2,6-Dinitrotoluene
10.216		-	-	-		2,4-Dinitrotoluene
11.545		-	-	-		2-Nitrotoluene
12.103		-	-	-		4-Nitrotoluene
12.992		-	-	-		3-Nitrotoluene

Totals : 211.69348

Data File C:\CHEM32\1\DATA\040621\040621 2021-04-06 10-46-28\5L028089.D
Sample Name: M1C0514-53RE1

==========

Acq. Operator : JWR
Seq. Line : 32
Acq. Instrument : HPLC5
Location : Vial 29
Injection Date : 4/7/2021 1:23:25 AM
Inj : 1
Inj Volume : 100 µl
Acq. Method : C:\Chem32\1\DATA\040621\040621 2021-04-06 10-46-28\8330PLUS-PETN.M
Last changed : 4/5/2021 11:57:50 PM by JWR
Analysis Method : C:\CHEM32\1\METHODS\8330PLUS-PETNDA.M
Last changed : 4/7/2021 11:02:27 AM by ECL
Method Info : OVD-SOP#HPLC02: 8330PLUS-PETN Calibration 03/31/2021

Sample Info : 1

==========

Signal 2: DAD1 C, Sig=210,16 Ref=360,100

RetTime [min]	Type	Area [mAU*s]	Amt/Area	Amount [ug/L]	Grp	Name
13.744		-	-	-		PETN

Totals : 0.00000

1 Warnings or Errors :

Warning : Calibrated compound(s) not found

==========

*** End of Report ***

Data File C:\CHEM32\1\DATA\040621\040621 2021-04-06 10-46-28\5L028090.D
Sample Name: M1C0514-54RE1

==========

Acq. Operator : JWR
Seq. Line : 33
Acq. Instrument : HPLC5
Location : Vial 30
Injection Date : 4/7/2021 1:51:37 AM
Inj : 1
Inj Volume : 100 µl
Acq. Method : C:\Chem32\1\DATA\040621\040621 2021-04-06 10-46-28\8330PLUS-PETN.M
Last changed : 4/5/2021 11:57:50 PM by JWR
Analysis Method : C:\CHEM32\1\METHODS\8330PLUS-PETNDA.M
Last changed : 4/7/2021 11:02:27 AM by ECL
Method Info : OVD-SOP#HPLC02: 8330PLUS-PETN Calibration 03/31/2021

Sample Info : 1

==========

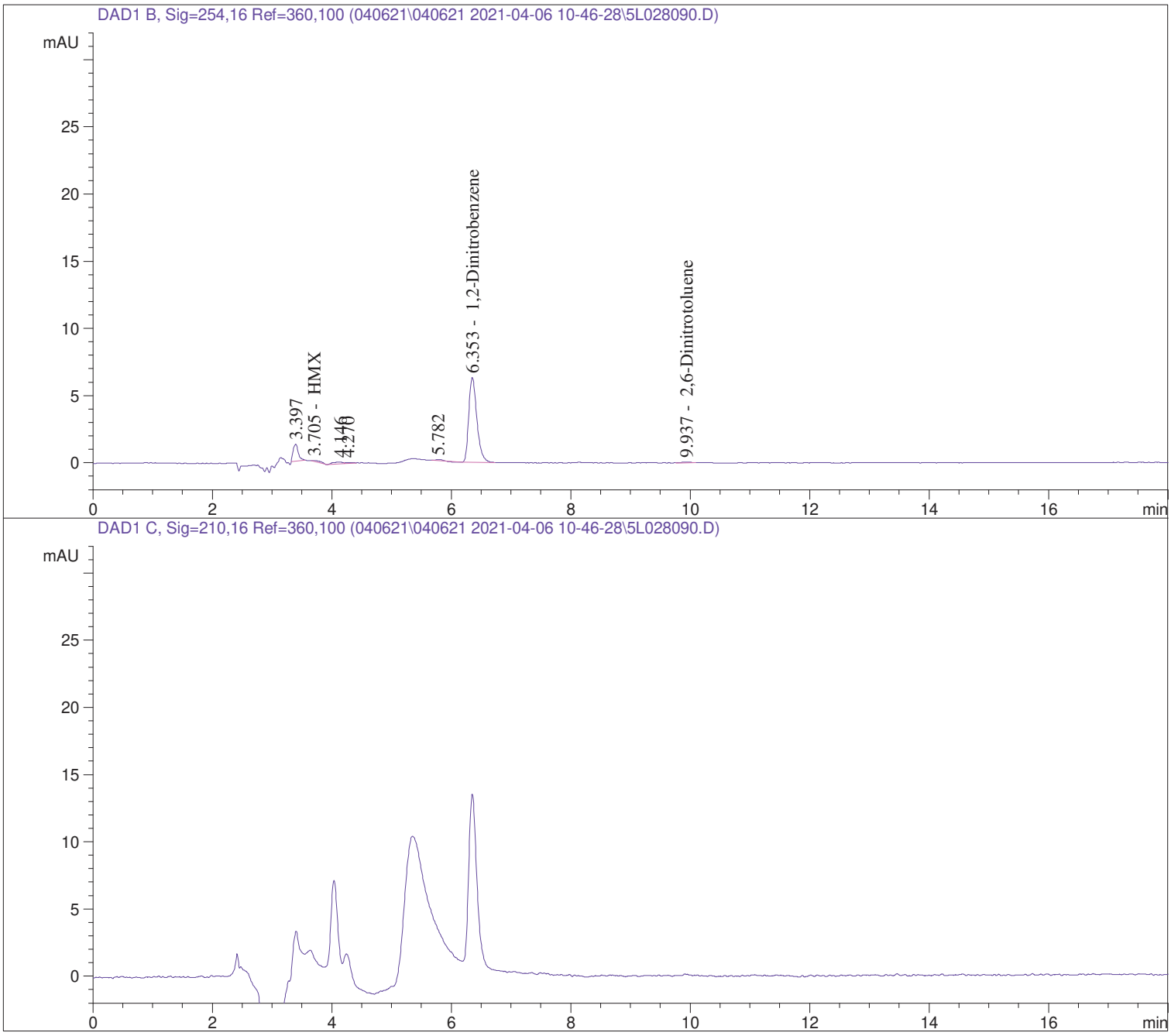

Data File C:\CHEM32\1\DATA\040621\040621 2021-04-06 10-46-28\5L028090.D
Sample Name: M1C0514-54RE1

==========

Acq. Operator : JWR
Seq. Line : 33
Acq. Instrument : HPLC5
Location : Vial 30
Injection Date : 4/7/2021 1:51:37 AM
Inj : 1
Inj Volume : 100 µl
Acq. Method : C:\Chem32\1\DATA\040621\040621 2021-04-06 10-46-28\8330PLUS-PETN.M
Last changed : 4/5/2021 11:57:50 PM by JWR
Analysis Method : C:\CHEM32\1\METHODS\8330PLUS-PETNDA.M
Last changed : 4/7/2021 11:02:27 AM by ECL
Method Info : OVD-SOP#HPLC02: 8330PLUS-PETN Calibration 03/31/2021

Sample Info : 1

==========

==========

External Standard Report

==========

Sorted By : Signal
Calib. Data Modified : 4/6/2021 11:29:02 AM
Multiplier : 1.0000
Dilution : 1.0000
Use Multiplier & Dilution Factor with ISTDs

Signal 1: DAD1 B, Sig=254,16 Ref=360,100

RetTime [min]	Type	Area [mAU*s]	Amt/Area	Amount [ug/L]	Grp	Name
3.705	BV	1.08164	3.79428	4.10404		HMX
4.994		-	-	-		RDX
6.093		-	-	-		1,3,5-Trinitrobenzene
6.353	VBA	59.66596	3.56295	212.58667		1,2-Dinitrobenzene
7.259		-	-	-		1,3-Dinitrobenzene
7.516		-	-	-		Tetryl
7.963		-	-	-		Nitrobenzene
8.608		-	-	-		2,4,6-Trinitrotoluene
9.192		-	-	-		4-Amino-2,6-Dinitrotoluene
9.633		-	-	-		2-Amino-4,6-Dinitrotoluene
9.937	VV	6.90497e-1	2.83874	1.96015		2,6-Dinitrotoluene
10.216		-	-	-		2,4-Dinitrotoluene
11.545		-	-	-		2-Nitrotoluene
12.103		-	-	-		4-Nitrotoluene
12.992		-	-	-		3-Nitrotoluene

Totals : 218.65085

Data File C:\CHEM32\1\DATA\040621\040621 2021-04-06 10-46-28\5L028090.D
Sample Name: M1C0514-54RE1

==========

Acq. Operator : JWR Seq. Line : 33
Acq. Instrument : HPLC5 Location : Vial 30
Injection Date : 4/7/2021 1:51:37 AM Inj : 1
Inj Volume : 100 µl
Acq. Method : C:\Chem32\1\DATA\040621\040621 2021-04-06 10-46-28\8330PLUS-PETN.M
Last changed : 4/5/2021 11:57:50 PM by JWR
Analysis Method : C:\CHEM32\1\METHODS\8330PLUS-PETNDA.M
Last changed : 4/7/2021 11:02:27 AM by ECL
Method Info : OVD-SOP#HPLC02: 8330PLUS-PETN Calibration 03/31/2021

Sample Info : 1

==========

Signal 2: DAD1 C, Sig=210,16 Ref=360,100

RetTime [min]	Type	Area [mAU*s]	Amt/Area	Amount [ug/L]	Grp	Name
13.744		-	-	-		PETN

Totals : 0.00000

1 Warnings or Errors :

Warning : Calibrated compound(s) not found

==========

*** End of Report ***

Data File C:\CHEM32\1\DATA\040621\040621 2021-04-06 10-46-28\5L028091.D
Sample Name: M1C0514-55RE1

==========

Acq. Operator : JWR
Seq. Line : 34
Acq. Instrument : HPLC5
Location : Vial 31
Injection Date : 4/7/2021 2:19:53 AM
Inj : 1
Inj Volume : 100 µl
Acq. Method : C:\Chem32\1\DATA\040621\040621 2021-04-06 10-46-28\8330PLUS-PETN.M
Last changed : 4/5/2021 11:57:50 PM by JWR
Analysis Method : C:\CHEM32\1\METHODS\8330PLUS-PETNDA.M
Last changed : 4/7/2021 11:02:27 AM by ECL
Method Info : OVD-SOP#HPLC02: 8330PLUS-PETN Calibration 03/31/2021

Sample Info : 1

==========

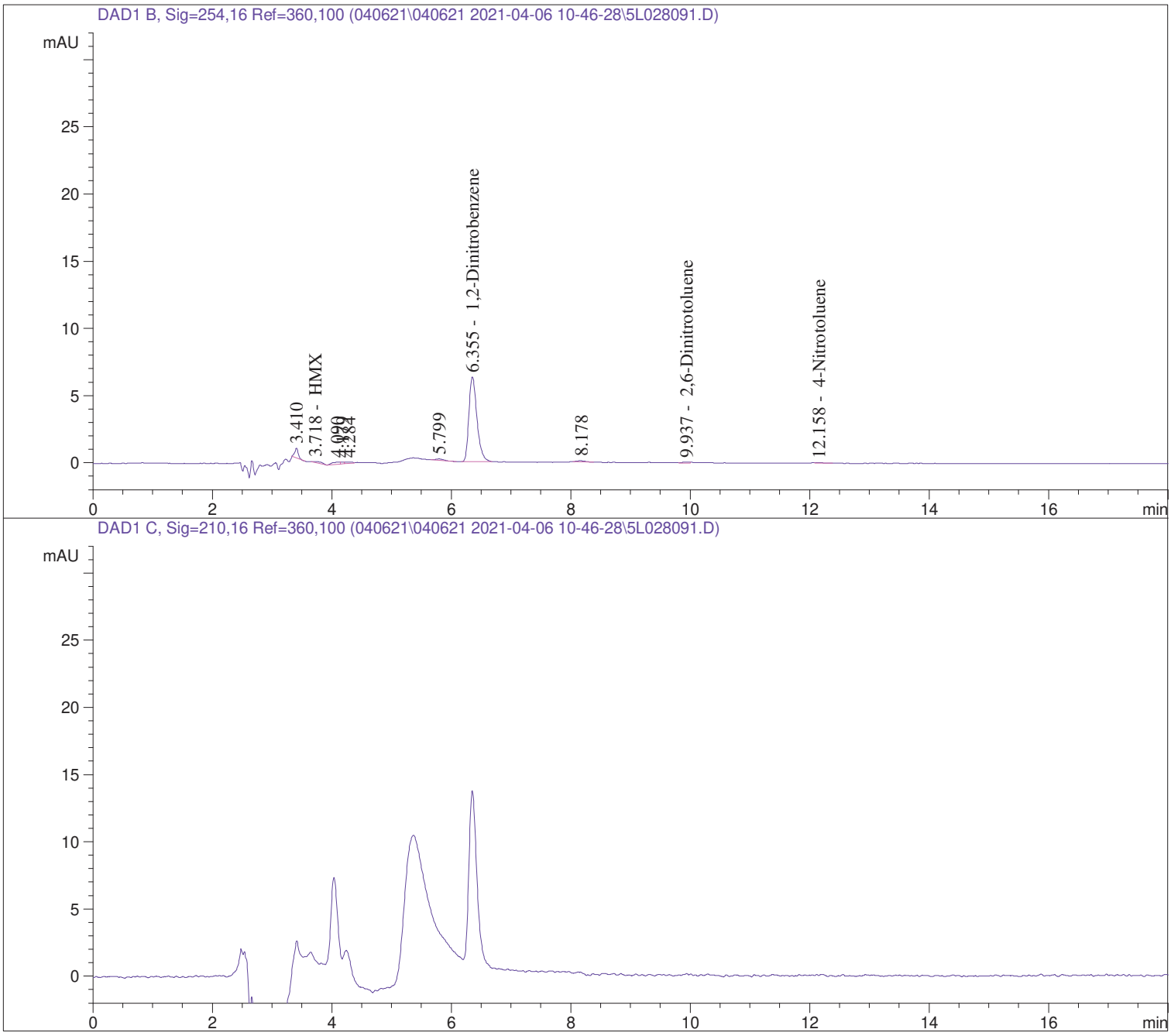

Data File C:\CHEM32\1\DATA\040621\040621 2021-04-06 10-46-28\5L028091.D
Sample Name: M1C0514-55RE1

==========

Acq. Operator : JWR
Seq. Line : 34
Acq. Instrument : HPLC5
Location : Vial 31
Injection Date : 4/7/2021 2:19:53 AM
Inj : 1
Inj Volume : 100 µl
Acq. Method : C:\Chem32\1\DATA\040621\040621 2021-04-06 10-46-28\8330PLUS-PETN.M
Last changed : 4/5/2021 11:57:50 PM by JWR
Analysis Method : C:\CHEM32\1\METHODS\8330PLUS-PETNDA.M
Last changed : 4/7/2021 11:02:27 AM by ECL
Method Info : OVD-SOP#HPLC02: 8330PLUS-PETN Calibration 03/31/2021

Sample Info : 1

==========

==========

External Standard Report

==========

Sorted By : Signal
Calib. Data Modified : 4/6/2021 11:29:02 AM
Multiplier : 1.0000
Dilution : 1.0000
Use Multiplier & Dilution Factor with ISTDs

Signal 1: DAD1 B, Sig=254,16 Ref=360,100

RetTime [min]	Type	Area [mAU*s]	Amt/Area	Amount [ug/L]	Grp	Name
3.718	BV	9.96713e-1	3.58598	3.57419		HMX
4.994		-	-	-		RDX
6.093		-	-	-		1,3,5-Trinitrobenzene
6.355	VBA	59.25173	3.56301	211.11443		1,2-Dinitrobenzene
7.259		-	-	-		1,3-Dinitrobenzene
7.516		-	-	-		Tetryl
7.963		-	-	-		Nitrobenzene
8.608		-	-	-		2,4,6-Trinitrotoluene
9.192		-	-	-		4-Amino-2,6-Dinitrotoluene
9.633		-	-	-		2-Amino-4,6-Dinitrotoluene
9.937	VV	4.86050e-1	2.41090	1.17182		2,6-Dinitrotoluene
10.216		-	-	-		2,4-Dinitrotoluene
11.545		-	-	-		2-Nitrotoluene
12.158	VV	5.25750e-1	6.04502	3.17817		4-Nitrotoluene
12.992		-	-	-		3-Nitrotoluene

Totals : 219.03861

Data File C:\CHEM32\1\DATA\040621\040621 2021-04-06 10-46-28\5L028091.D
Sample Name: M1C0514-55RE1

==========

Acq. Operator : JWR
Seq. Line : 34
Acq. Instrument : HPLC5
Location : Vial 31
Injection Date : 4/7/2021 2:19:53 AM
Inj : 1
Inj Volume : 100 µl
Acq. Method : C:\Chem32\1\DATA\040621\040621 2021-04-06 10-46-28\8330PLUS-PETN.M
Last changed : 4/5/2021 11:57:50 PM by JWR
Analysis Method : C:\CHEM32\1\METHODS\8330PLUS-PETNDA.M
Last changed : 4/7/2021 11:02:27 AM by ECL
Method Info : OVD-SOP#HPLC02: 8330PLUS-PETN Calibration 03/31/2021

Sample Info : 1

==========

Signal 2: DAD1 C, Sig=210,16 Ref=360,100

RetTime [min]	Type	Area [mAU*s]	Amt/Area	Amount [ug/L]	Grp	Name
13.744		-	-	-		PETN

Totals : 0.00000

1 Warnings or Errors :

Warning : Calibrated compound(s) not found

==========

*** End of Report ***

Data File C:\CHEM32\1\DATA\040621\040621 2021-04-06 10-46-28\5L028092.D
Sample Name: M1C0514-56RE1

==========

Acq. Operator : JWR
Seq. Line : 35
Acq. Instrument : HPLC5
Location : Vial 32
Injection Date : 4/7/2021 2:48:05 AM
Inj : 1
Inj Volume : 100 µl
Acq. Method : C:\Chem32\1\DATA\040621\040621 2021-04-06 10-46-28\8330PLUS-PETN.M
Last changed : 4/5/2021 11:57:50 PM by JWR
Analysis Method : C:\CHEM32\1\METHODS\8330PLUS-PETNDA.M
Last changed : 4/7/2021 11:02:27 AM by ECL
Method Info : OVD-SOP#HPLC02: 8330PLUS-PETN Calibration 03/31/2021

Sample Info : 1

==========

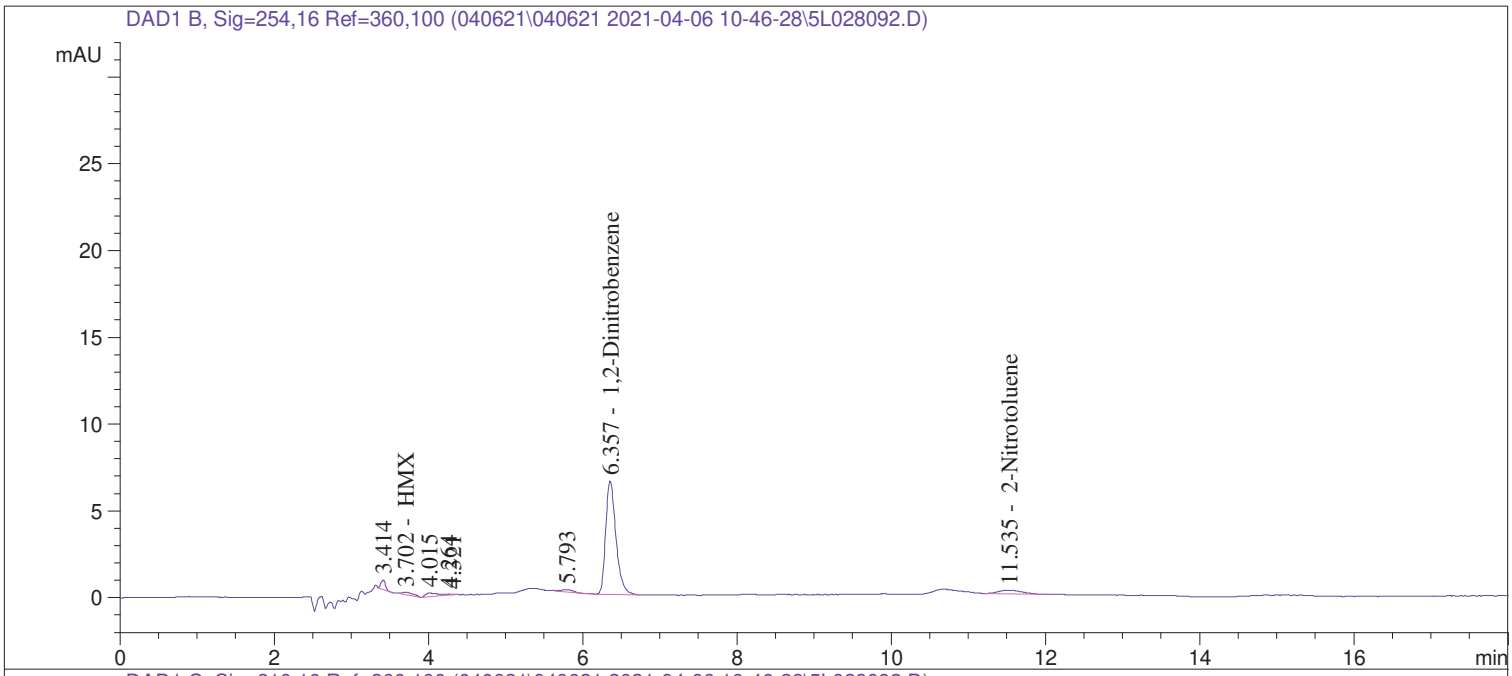

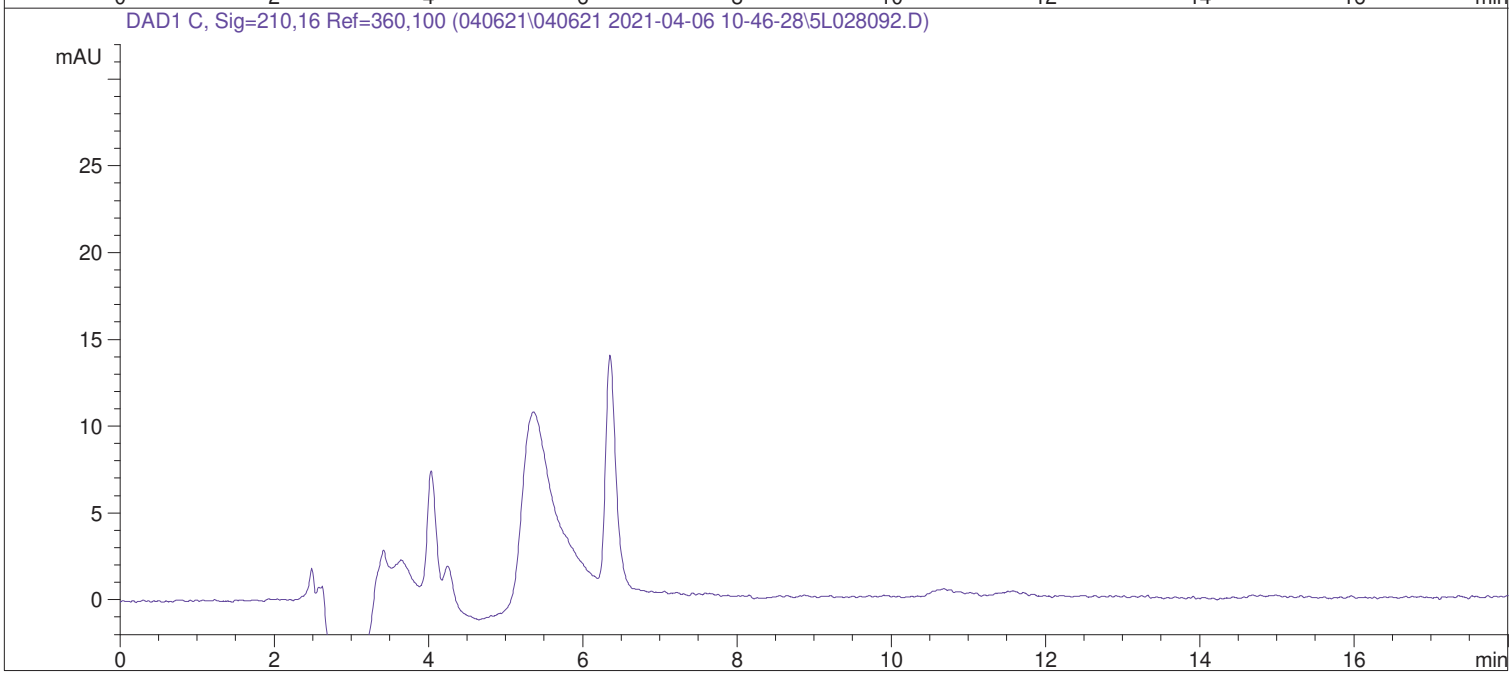

Data File C:\CHEM32\1\DATA\040621\040621 2021-04-06 10-46-28\5L028092.D
Sample Name: M1C0514-56RE1

==========

Acq. Operator : JWR
Seq. Line : 35
Acq. Instrument : HPLC5
Location : Vial 32
Injection Date : 4/7/2021 2:48:05 AM
Inj : 1
Inj Volume : 100 µl
Acq. Method : C:\Chem32\1\DATA\040621\040621 2021-04-06 10-46-28\8330PLUS-PETN.M
Last changed : 4/5/2021 11:57:50 PM by JWR
Analysis Method : C:\CHEM32\1\METHODS\8330PLUS-PETNDA.M
Last changed : 4/7/2021 11:02:27 AM by ECL
Method Info : OVD-SOP#HPLC02: 8330PLUS-PETN Calibration 03/31/2021

Sample Info : 1

==========

==========

External Standard Report

==========

Sorted By : Signal
Calib. Data Modified : 4/6/2021 11:29:02 AM
Multiplier : 1.0000
Dilution : 1.0000
Use Multiplier & Dilution Factor with ISTDs

Signal 1: DAD1 B, Sig=254,16 Ref=360,100

RetTime [min]	Type	Area [mAU*s]	Amt/Area	Amount [ug/L]	Grp	Name
3.702	VV	1.68508	4.66972	7.86886		HMX
4.994		-	-	-		RDX
6.093		-	-	-		1,3,5-Trinitrobenzene
6.357	VBA	60.49012	3.56283	215.51584		1,2-Dinitrobenzene
7.259		-	-	-		1,3-Dinitrobenzene
7.516		-	-	-		Tetryl
7.963		-	-	-		Nitrobenzene
8.608		-	-	-		2,4,6-Trinitrotoluene
9.192		-	-	-		4-Amino-2,6-Dinitrotoluene
9.633		-	-	-		2-Amino-4,6-Dinitrotoluene
9.933		-	-	-		2,6-Dinitrotoluene
10.216		-	-	-		2,4-Dinitrotoluene
11.535	BV	4.60384	4.40894	20.29806		2-Nitrotoluene
12.103		-	-	-		4-Nitrotoluene
12.992		-	-	-		3-Nitrotoluene

Totals : 243.68276

Data File C:\CHEM32\1\DATA\040621\040621 2021-04-06 10-46-28\5L028092.D
Sample Name: M1C0514-56RE1

==========

Acq. Operator : JWR
Seq. Line : 35
Acq. Instrument : HPLC5
Location : Vial 32
Injection Date : 4/7/2021 2:48:05 AM
Inj : 1
Inj Volume : 100 µl
Acq. Method : C:\Chem32\1\DATA\040621\040621 2021-04-06 10-46-28\8330PLUS-PETN.M
Last changed : 4/5/2021 11:57:50 PM by JWR
Analysis Method : C:\CHEM32\1\METHODS\8330PLUS-PETNDA.M
Last changed : 4/7/2021 11:02:27 AM by ECL
Method Info : OVD-SOP#HPLC02: 8330PLUS-PETN Calibration 03/31/2021

Sample Info : 1

==========

Signal 2: DAD1 C, Sig=210,16 Ref=360,100

RetTime [min]	Type	Area [mAU*s]	Amt/Area	Amount [ug/L]	Grp	Name
13.744		-	-	-		PETN

Totals : 0.00000

1 Warnings or Errors :

Warning : Calibrated compound(s) not found

==========

*** End of Report ***

Data File C:\CHEM32\1\DATA\040621\040621 2021-04-06 10-46-28\5L028093.D
Sample Name: M1C0514-57RE1

==========

Acq. Operator : JWR
Seq. Line : 36
Acq. Instrument : HPLC5
Location : Vial 33
Injection Date : 4/7/2021 3:16:19 AM
Inj : 1
Inj Volume : 100 µl
Acq. Method : C:\Chem32\1\DATA\040621\040621 2021-04-06 10-46-28\8330PLUS-PETN.M
Last changed : 4/5/2021 11:57:50 PM by JWR
Analysis Method : C:\CHEM32\1\METHODS\8330PLUS-PETNDA.M
Last changed : 4/7/2021 11:02:27 AM by ECL
Method Info : OVD-SOP#HPLC02: 8330PLUS-PETN Calibration 03/31/2021

Sample Info : 1

==========

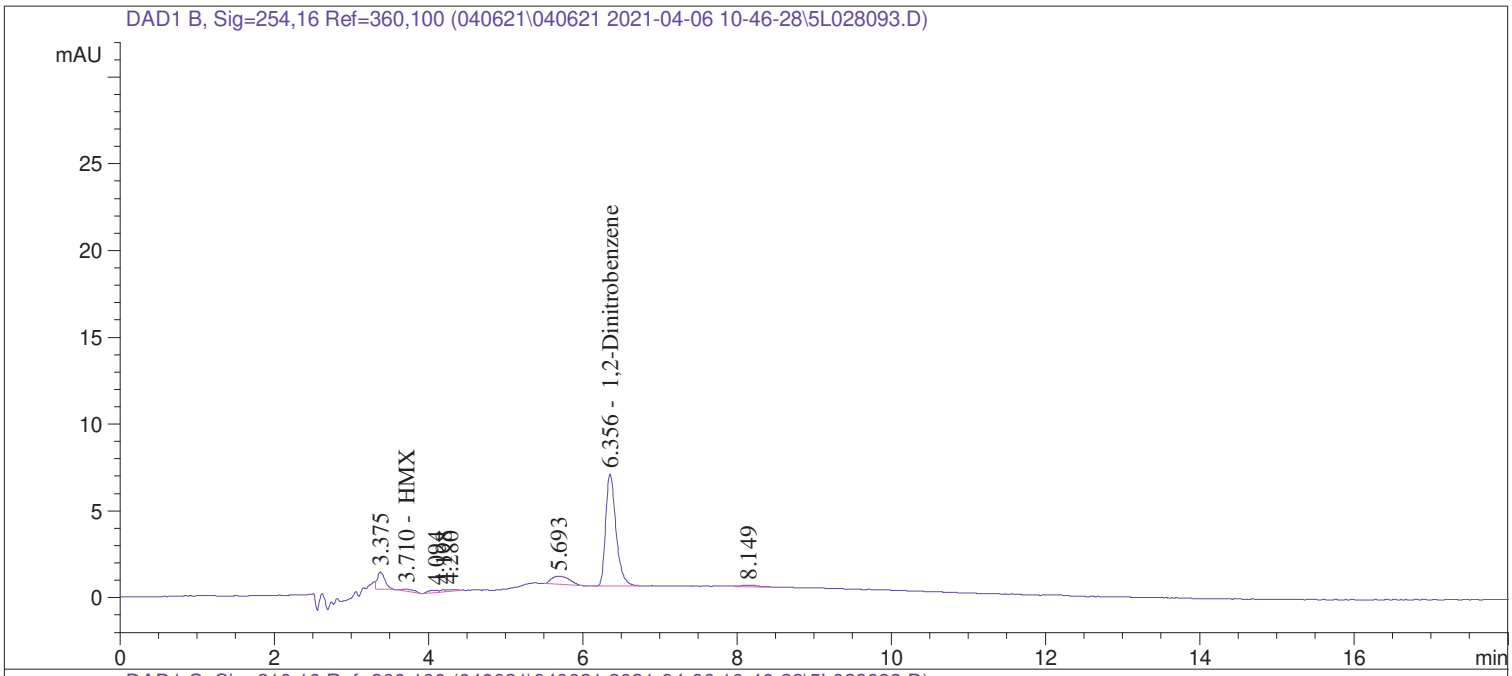

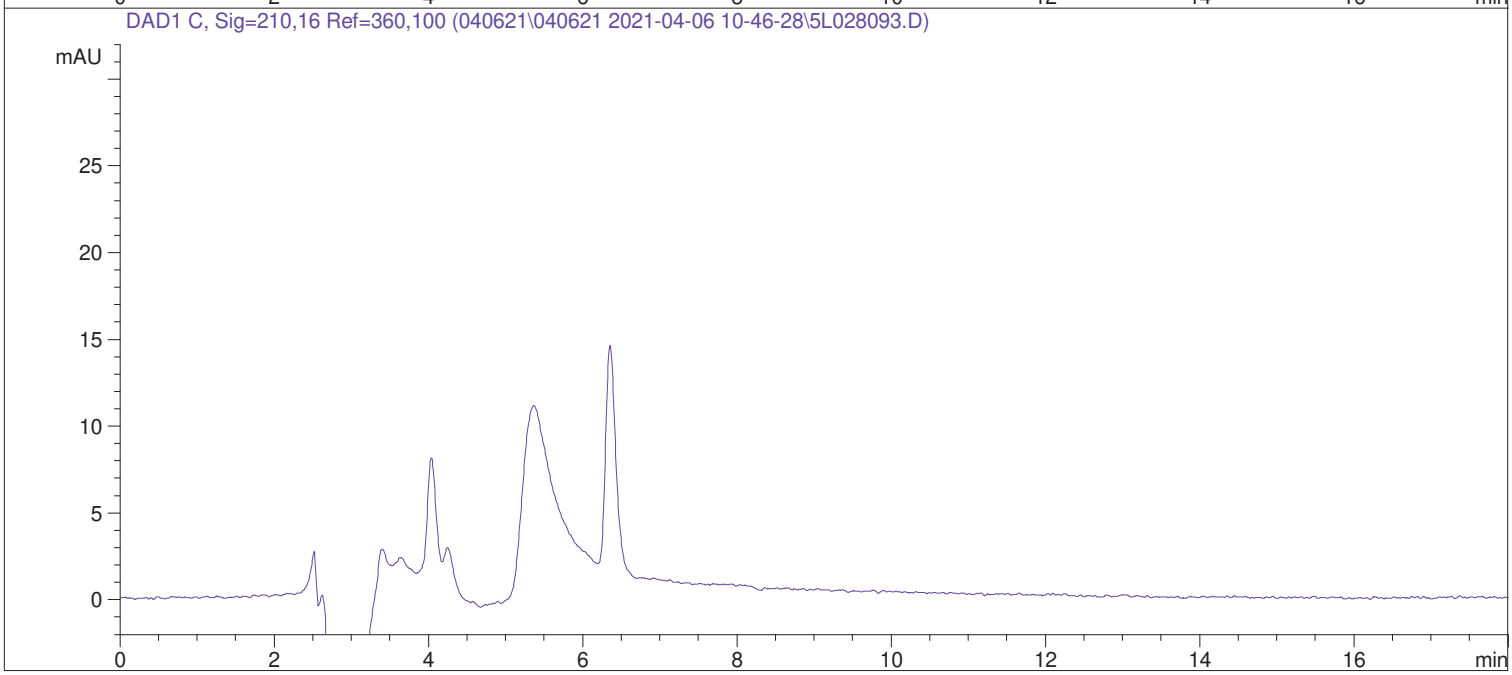

Data File C:\CHEM32\1\DATA\040621\040621 2021-04-06 10-46-28\5L028093.D
Sample Name: M1C0514-57RE1

==========

Acq. Operator : JWR Seq. Line : 36
Acq. Instrument : HPLC5 Location : Vial 33
Injection Date : 4/7/2021 3:16:19 AM Inj : 1
Inj Volume : 100 µl
Acq. Method : C:\Chem32\1\DATA\040621\040621 2021-04-06 10-46-28\8330PLUS-PETN.M
Last changed : 4/5/2021 11:57:50 PM by JWR
Analysis Method : C:\CHEM32\1\METHODS\8330PLUS-PETNDA.M
Last changed : 4/7/2021 11:02:27 AM by ECL
Method Info : OVD-SOP#HPLC02: 8330PLUS-PETN Calibration 03/31/2021

Sample Info : 1

==========

==========

External Standard Report

==========

Sorted By : Signal
Calib. Data Modified : 4/6/2021 11:29:02 AM
Multiplier : 1.0000
Dilution : 1.0000
Use Multiplier & Dilution Factor with ISTDs

Signal 1: DAD1 B, Sig=254,16 Ref=360,100

RetTime [min]	Type	Area [mAU*s]	Amt/Area	Amount [ug/L]	Grp	Name
3.710	BV	1.55351	4.53683	7.04802		HMX
4.994		-	-	-		RDX
6.093		-	-	-		1,3,5-Trinitrobenzene
6.356	VBA	60.38903	3.56284	215.15658		1,2-Dinitrobenzene
7.259		-	-	-		1,3-Dinitrobenzene
7.516		-	-	-		Tetryl
7.963		-	-	-		Nitrobenzene
8.608		-	-	-		2,4,6-Trinitrotoluene
9.192		-	-	-		4-Amino-2,6-Dinitrotoluene
9.633		-	-	-		2-Amino-4,6-Dinitrotoluene
9.933		-	-	-		2,6-Dinitrotoluene
10.216		-	-	-		2,4-Dinitrotoluene
11.545		-	-	-		2-Nitrotoluene
12.103		-	-	-		4-Nitrotoluene
12.992		-	-	-		3-Nitrotoluene

Totals : 222.20460

Data File C:\CHEM32\1\DATA\040621\040621 2021-04-06 10-46-28\5L028093.D
Sample Name: M1C0514-57RE1

==========

Acq. Operator : JWR
Seq. Line : 36
Acq. Instrument : HPLC5
Location : Vial 33
Injection Date : 4/7/2021 3:16:19 AM
Inj : 1
Inj Volume : 100 µl
Acq. Method : C:\Chem32\1\DATA\040621\040621 2021-04-06 10-46-28\8330PLUS-PETN.M
Last changed : 4/5/2021 11:57:50 PM by JWR
Analysis Method : C:\CHEM32\1\METHODS\8330PLUS-PETNDA.M
Last changed : 4/7/2021 11:02:27 AM by ECL
Method Info : OVD-SOP#HPLC02: 8330PLUS-PETN Calibration 03/31/2021

Sample Info : 1

==========

Signal 2: DAD1 C, Sig=210,16 Ref=360,100

RetTime [min]	Type	Area [mAU*s]	Amt/Area	Amount [ug/L]	Grp	Name
13.744		-	-	-		PETN

Totals : 0.00000

1 Warnings or Errors :

Warning : Calibrated compound(s) not found

==========

*** End of Report ***

Data File C:\CHEM32\1\DATA\040621\040621 2021-04-06 10-46-28\5L028094.D
Sample Name: M1C0514-58RE1

==========

Acq. Operator : JWR
Seq. Line : 37
Acq. Instrument : HPLC5
Location : Vial 34
Injection Date : 4/7/2021 3:44:29 AM
Inj : 1
Inj Volume : 100 µl
Acq. Method : C:\Chem32\1\DATA\040621\040621 2021-04-06 10-46-28\8330PLUS-PETN.M
Last changed : 4/5/2021 11:57:50 PM by JWR
Analysis Method : C:\CHEM32\1\METHODS\8330PLUS-PETNDA.M
Last changed : 4/7/2021 11:02:27 AM by ECL
Method Info : OVD-SOP#HPLC02: 8330PLUS-PETN Calibration 03/31/2021

Sample Info : 1

==========

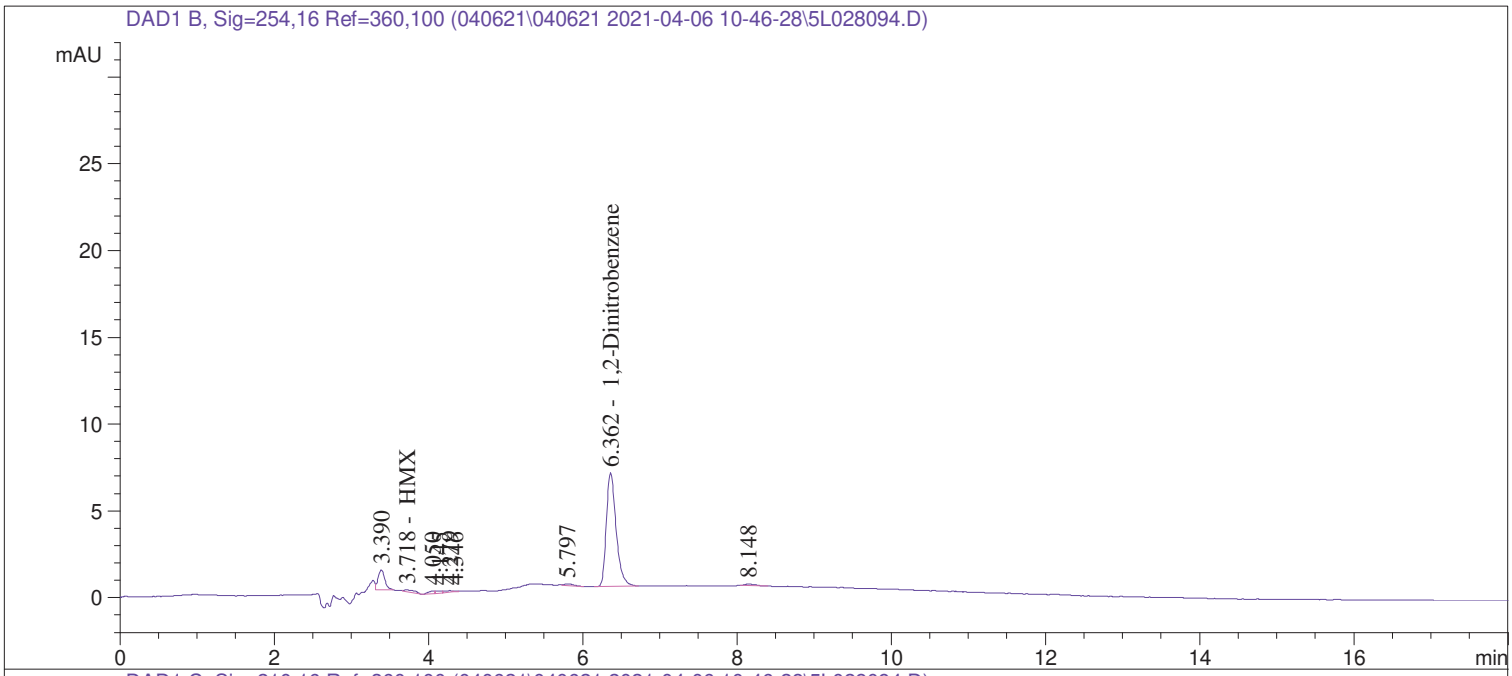

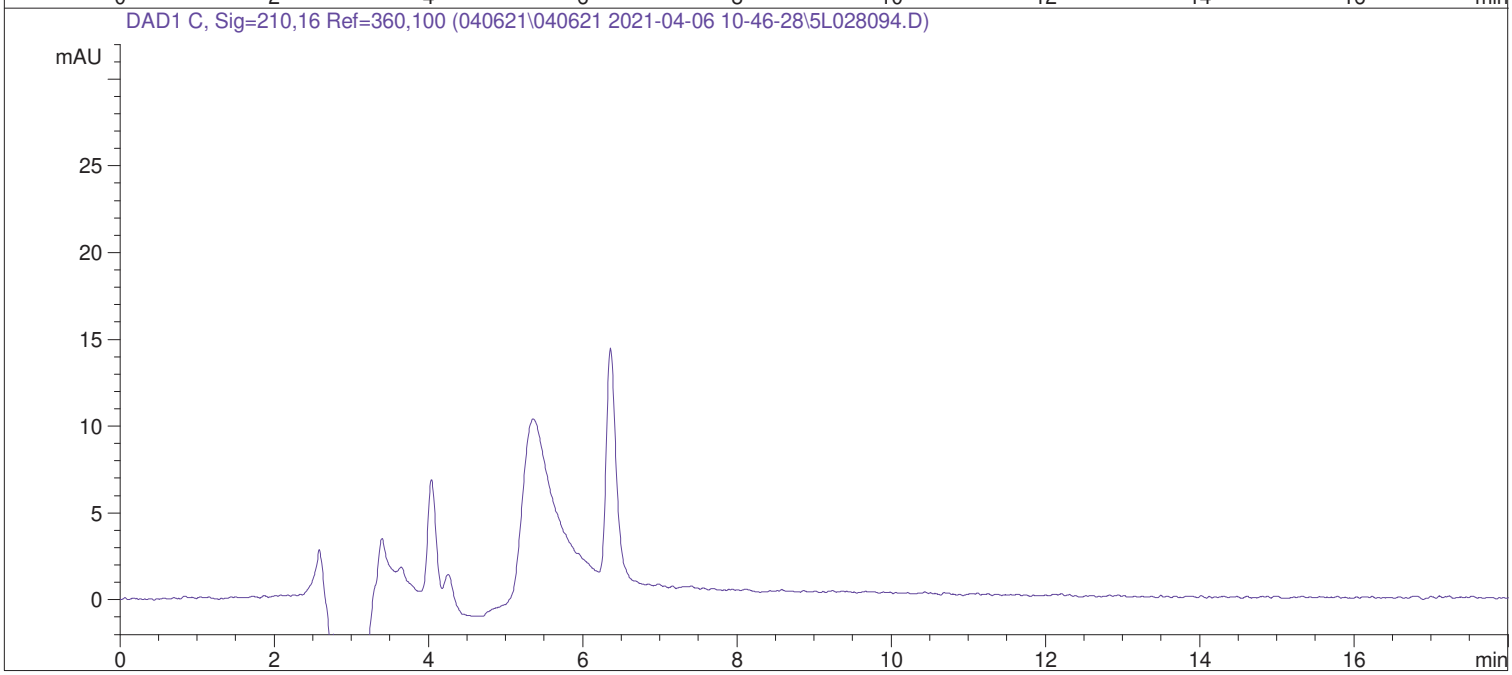

Data File C:\CHEM32\1\DATA\040621\040621 2021-04-06 10-46-28\5L028094.D
Sample Name: M1C0514-58RE1

==========

Acq. Operator : JWR Seq. Line : 37
Acq. Instrument : HPLC5 Location : Vial 34
Injection Date : 4/7/2021 3:44:29 AM Inj : 1
Inj Volume : 100 µl
Acq. Method : C:\Chem32\1\DATA\040621\040621 2021-04-06 10-46-28\8330PLUS-PETN.M
Last changed : 4/5/2021 11:57:50 PM by JWR
Analysis Method : C:\CHEM32\1\METHODS\8330PLUS-PETNDA.M
Last changed : 4/7/2021 11:02:27 AM by ECL
Method Info : OVD-SOP#HPLC02: 8330PLUS-PETN Calibration 03/31/2021

Sample Info : 1

==========

==========

External Standard Report

==========

Sorted By : Signal
Calib. Data Modified : 4/6/2021 11:29:02 AM
Multiplier : 1.0000
Dilution : 1.0000
Use Multiplier & Dilution Factor with ISTDs

Signal 1: DAD1 B, Sig=254,16 Ref=360,100

RetTime [min]	Type	Area [mAU*s]	Amt/Area	Amount [ug/L]	Grp	Name
3.718	VV	1.34304	4.27008	5.73489		HMX
4.994		-	-	-		RDX
6.093		-	-	-		1,3,5-Trinitrobenzene
6.362	VBA	58.00303	3.56320	206.67633		1,2-Dinitrobenzene
7.259		-	-	-		1,3-Dinitrobenzene
7.516		-	-	-		Tetryl
7.963		-	-	-		Nitrobenzene
8.608		-	-	-		2,4,6-Trinitrotoluene
9.192		-	-	-		4-Amino-2,6-Dinitrotoluene
9.633		-	-	-		2-Amino-4,6-Dinitrotoluene
9.933		-	-	-		2,6-Dinitrotoluene
10.216		-	-	-		2,4-Dinitrotoluene
11.545		-	-	-		2-Nitrotoluene
12.103		-	-	-		4-Nitrotoluene
12.992		-	-	-		3-Nitrotoluene

Totals : 212.41122

Data File C:\CHEM32\1\DATA\040621\040621 2021-04-06 10-46-28\5L028094.D
Sample Name: M1C0514-58RE1

==========

Acq. Operator : JWR
Seq. Line : 37
Acq. Instrument : HPLC5
Location : Vial 34
Injection Date : 4/7/2021 3:44:29 AM
Inj : 1
Inj Volume : 100 µl
Acq. Method : C:\Chem32\1\DATA\040621\040621 2021-04-06 10-46-28\8330PLUS-PETN.M
Last changed : 4/5/2021 11:57:50 PM by JWR
Analysis Method : C:\CHEM32\1\METHODS\8330PLUS-PETNDA.M
Last changed : 4/7/2021 11:02:27 AM by ECL
Method Info : OVD-SOP#HPLC02: 8330PLUS-PETN Calibration 03/31/2021

Sample Info : 1

==========

Signal 2: DAD1 C, Sig=210,16 Ref=360,100

RetTime [min]	Type	Area [mAU*s]	Amt/Area	Amount [ug/L]	Grp	Name
13.744		-	-	-		PETN

Totals : 0.00000

1 Warnings or Errors :

Warning : Calibrated compound(s) not found

==========

*** End of Report ***

Data File C:\CHEM32\1\DATA\041221\041221 2021-04-12 19-11-55\5L028337.D
Sample Name: M1C0514-60RE1

==========

Acq. Operator : JWR
Seq. Line : 7
Acq. Instrument : HPLC5
Location : Vial 7
Injection Date : 4/12/2021 10:03:54 PM
Inj : 1
Inj Volume : 100 µl
Acq. Method : C:\Chem32\1\DATA\041221\041221 2021-04-12 19-11-55\8330PLUS-PETN.M
Last changed : 4/12/2021 7:11:51 PM by JWR
Analysis Method : C:\CHEM32\1\METHODS\8330PLUS-PETNDA.M
Last changed : 4/13/2021 8:25:01 AM by ECL
Method Info : OVD-SOP#HPLC02: 8330PLUS-PETN Calibration 03/31/2021

Sample Info : 1

==========

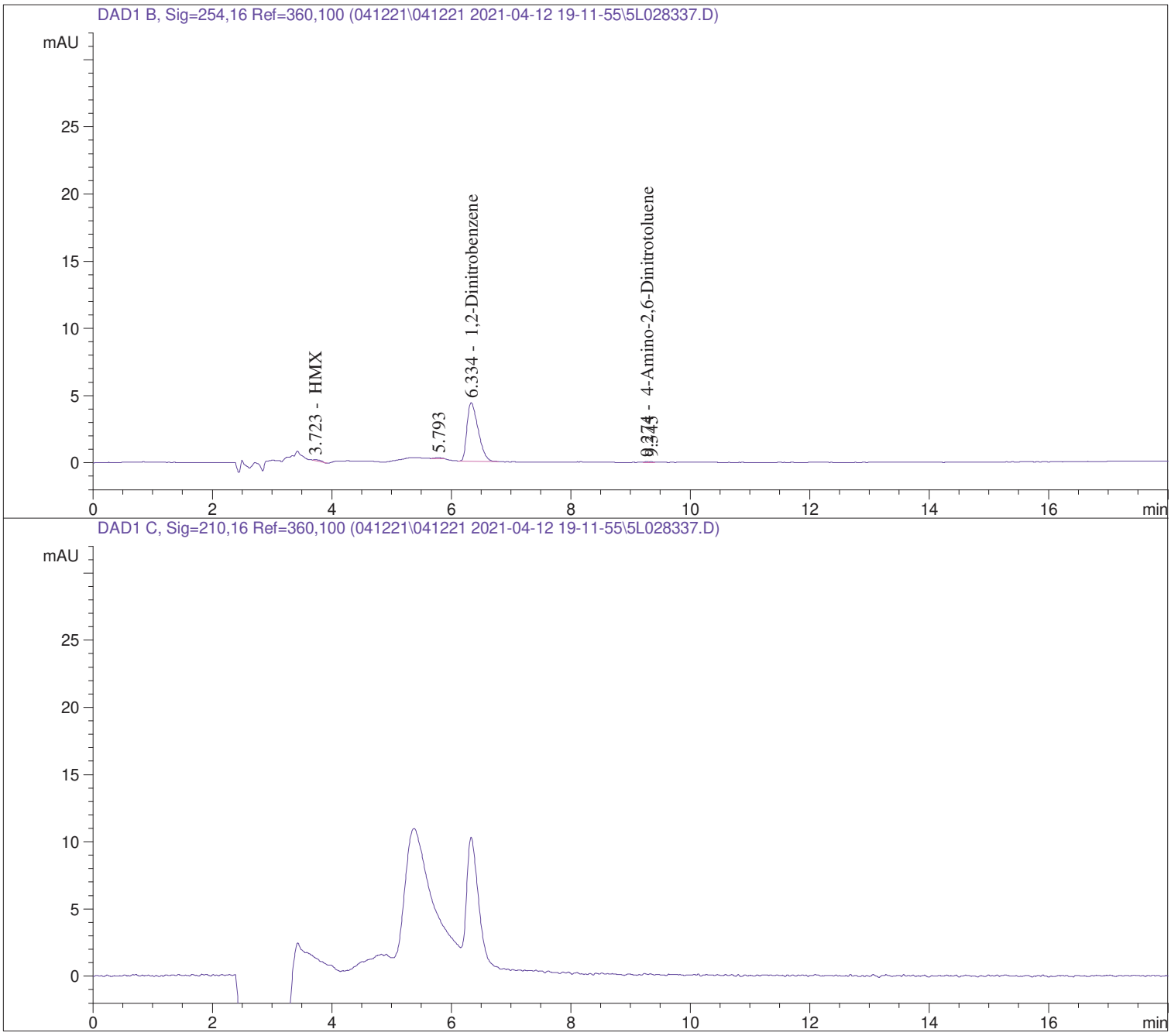

Data File C:\CHEM32\1\DATA\041221\041221 2021-04-12 19-11-55\5L028337.D
Sample Name: M1C0514-60RE1

==========

Acq. Operator : JWR Seq. Line : 7
Acq. Instrument : HPLC5 Location : Vial 7
Injection Date : 4/12/2021 10:03:54 PM Inj : 1
Inj Volume : 100 µl
Acq. Method : C:\Chem32\1\DATA\041221\041221 2021-04-12 19-11-55\8330PLUS-PETN.M
Last changed : 4/12/2021 7:11:51 PM by JWR
Analysis Method : C:\CHEM32\1\METHODS\8330PLUS-PETNDA.M
Last changed : 4/13/2021 8:25:01 AM by ECL
Method Info : OVD-SOP#HPLC02: 8330PLUS-PETN Calibration 03/31/2021

Sample Info : 1

==========

==========

External Standard Report

==========

Sorted By : Signal
Calib. Data Modified : 4/12/2021 8:36:52 AM
Multiplier : 1.0000
Dilution : 1.0000
Use Multiplier & Dilution Factor with ISTDs

Signal 1: DAD1 B, Sig=254,16 Ref=360,100

RetTime [min]	Type	Area [mAU*s]	Amt/Area	Amount [ug/L]	Grp	Name
3.723	BV	6.69066e-1	2.28681	1.53003		HMX
4.994		-	-	-		RDX
6.093		-	-	-		1,3,5-Trinitrobenzene
6.334	BBA	56.56215	3.56343	201.55522		1,2-Dinitrobenzene
7.259		-	-	-		1,3-Dinitrobenzene
7.516		-	-	-		Tetryl
7.963		-	-	-		Nitrobenzene
8.608		-	-	-		2,4,6-Trinitrotoluene
9.274	VV	2.70466e-1	7.94333	2.14840		4-Amino-2,6-Dinitrotoluene
9.633		-	-	-		2-Amino-4,6-Dinitrotoluene
9.933		-	-	-		2,6-Dinitrotoluene
10.216		-	-	-		2,4-Dinitrotoluene
11.545		-	-	-		2-Nitrotoluene
12.103		-	-	-		4-Nitrotoluene
12.992		-	-	-		3-Nitrotoluene

Totals : 205.23365

Data File C:\CHEM32\1\DATA\041221\041221 2021-04-12 19-11-55\5L028337.D
Sample Name: M1C0514-60RE1

==========

Acq. Operator : JWR
Seq. Line : 7
Acq. Instrument : HPLC5
Location : Vial 7
Injection Date : 4/12/2021 10:03:54 PM
Inj : 1
Inj Volume : 100 µl
Acq. Method : C:\Chem32\1\DATA\041221\041221 2021-04-12 19-11-55\8330PLUS-PETN.M
Last changed : 4/12/2021 7:11:51 PM by JWR
Analysis Method : C:\CHEM32\1\METHODS\8330PLUS-PETNDA.M
Last changed : 4/13/2021 8:25:01 AM by ECL
Method Info : OVD-SOP#HPLC02: 8330PLUS-PETN Calibration 03/31/2021

Sample Info : 1

==========

Signal 2: DAD1 C, Sig=210,16 Ref=360,100

RetTime [min]	Type	Area [mAU*s]	Amt/Area	Amount [ug/L]	Grp	Name
13.744		-	-	-		PETN

Totals : 0.00000

1 Warnings or Errors :

Warning : Calibrated compound(s) not found

==========

*** End of Report ***

Data File C:\CHEM32\1\DATA\041221\041221 2021-04-12 19-11-55\5L028338.D
Sample Name: M1C0514-61RE1

==========

Acq. Operator : JWR
Seq. Line : 8
Acq. Instrument : HPLC5
Location : Vial 8
Injection Date : 4/12/2021 10:32:04 PM
Inj : 1
Inj Volume : 100 µl
Acq. Method : C:\Chem32\1\DATA\041221\041221 2021-04-12 19-11-55\8330PLUS-PETN.M
Last changed : 4/12/2021 7:11:51 PM by JWR
Analysis Method : C:\CHEM32\1\METHODS\8330PLUS-PETNDA.M
Last changed : 4/13/2021 8:25:01 AM by ECL
Method Info : OVD-SOP#HPLC02: 8330PLUS-PETN Calibration 03/31/2021

Sample Info : 1

==========

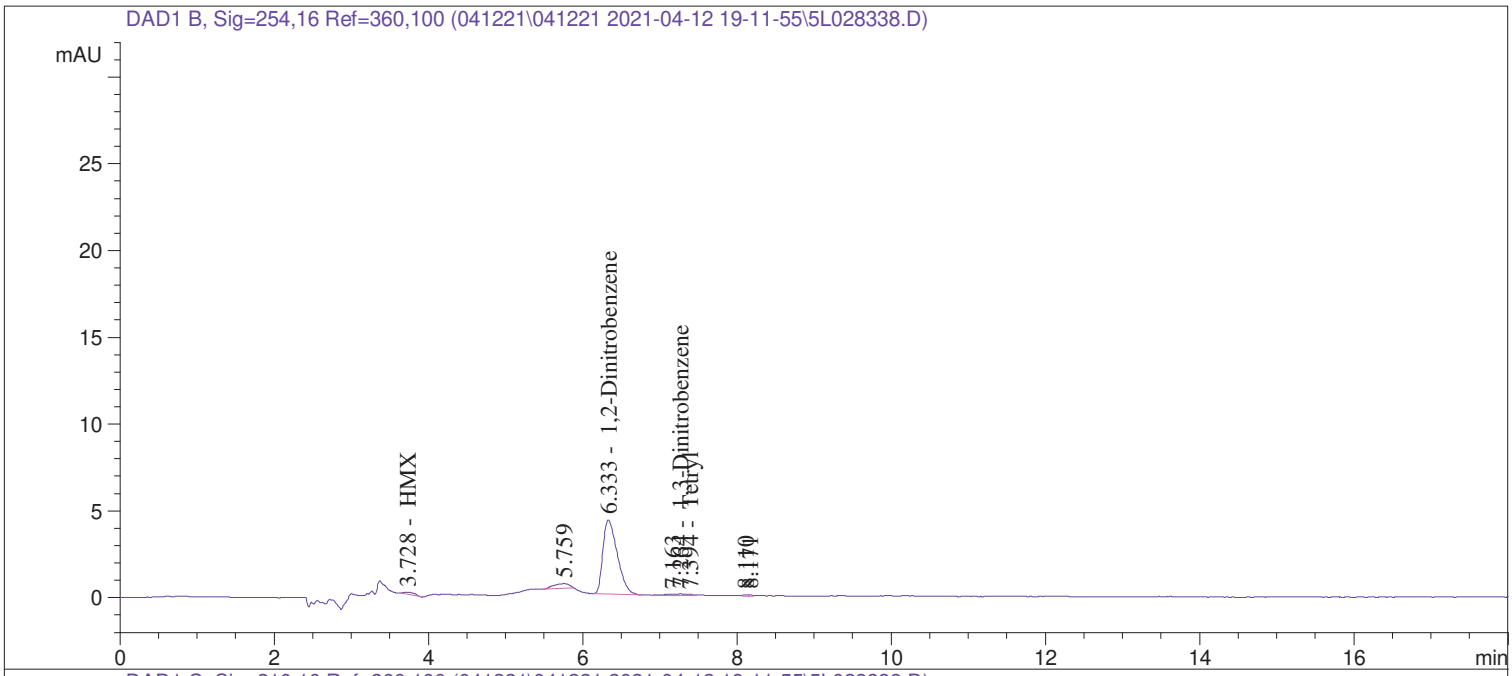

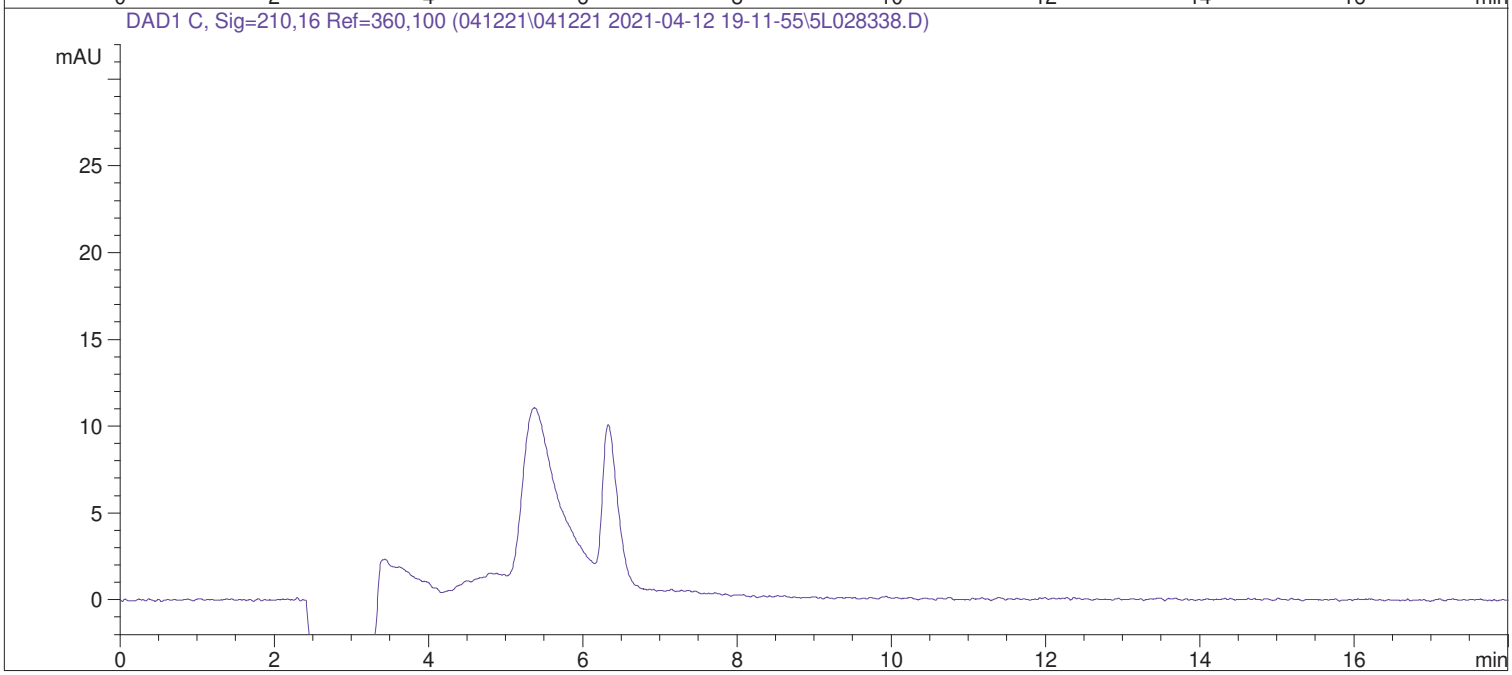

Data File C:\CHEM32\1\DATA\041221\041221 2021-04-12 19-11-55\5L028338.D
Sample Name: M1C0514-61RE1

==========

Acq. Operator : JWR Seq. Line : 8
Acq. Instrument : HPLC5 Location : Vial 8
Injection Date : 4/12/2021 10:32:04 PM Inj : 1
Inj Volume : 100 µl
Acq. Method : C:\Chem32\1\DATA\041221\041221 2021-04-12 19-11-55\8330PLUS-PETN.M
Last changed : 4/12/2021 7:11:51 PM by JWR
Analysis Method : C:\CHEM32\1\METHODS\8330PLUS-PETNDA.M
Last changed : 4/13/2021 8:25:01 AM by ECL
Method Info : OVD-SOP#HPLC02: 8330PLUS-PETN Calibration 03/31/2021

Sample Info : 1

==========

==========

External Standard Report

==========

Sorted By : Signal
Calib. Data Modified : 4/12/2021 8:36:52 AM
Multiplier : 1.0000
Dilution : 1.0000
Use Multiplier & Dilution Factor with ISTDs

Signal 1: DAD1 B, Sig=254,16 Ref=360,100

RetTime [min]	Type	Area [mAU*s]	Amt/Area	Amount [ug/L]	Grp	Name
3.728	BV	1.34032	4.26609	5.71791		HMX
4.994		-	-	-		RDX
6.093		-	-	-		1,3,5-Trinitrobenzene
6.333	BBA	55.52062	3.56360	197.85349		1,2-Dinitrobenzene
7.264	VV	9.89165e-1	1.63218	1.61450		1,3-Dinitrobenzene
7.394	VV	2.92007e-1	2.30272	6.72408e-1		Tetryl
7.963		-	-	-		Nitrobenzene
8.608		-	-	-		2,4,6-Trinitrotoluene
9.192		-	-	-		4-Amino-2,6-Dinitrotoluene
9.633		-	-	-		2-Amino-4,6-Dinitrotoluene
9.933		-	-	-		2,6-Dinitrotoluene
10.216		-	-	-		2,4-Dinitrotoluene
11.545		-	-	-		2-Nitrotoluene
12.103		-	-	-		4-Nitrotoluene
12.992		-	-	-		3-Nitrotoluene

Totals : 205.85831

Data File C:\CHEM32\1\DATA\041221\041221 2021-04-12 19-11-55\5L028338.D
Sample Name: M1C0514-61RE1

==========

Acq. Operator : JWR Seq. Line : 8
Acq. Instrument : HPLC5 Location : Vial 8
Injection Date : 4/12/2021 10:32:04 PM Inj : 1
Inj Volume : 100 µl
Acq. Method : C:\Chem32\1\DATA\041221\041221 2021-04-12 19-11-55\8330PLUS-PETN.M
Last changed : 4/12/2021 7:11:51 PM by JWR
Analysis Method : C:\CHEM32\1\METHODS\8330PLUS-PETNDA.M
Last changed : 4/13/2021 8:25:01 AM by ECL
Method Info : OVD-SOP#HPLC02: 8330PLUS-PETN Calibration 03/31/2021

Sample Info : 1

==========

Signal 2: DAD1 C, Sig=210,16 Ref=360,100

RetTime [min]	Type	Area [mAU*s]	Amt/Area	Amount [ug/L]	Grp	Name
13.744		-	-	-		PETN

Totals : 0.00000

1 Warnings or Errors :

Warning : Calibrated compound(s) not found

==========

*** End of Report ***

Data File C:\CHEM32\1\DATA\041221\041221 2021-04-12 19-11-55\5L028339.D
Sample Name: M1C0514-62RE1

==========

Acq. Operator : JWR
Seq. Line : 9
Acq. Instrument : HPLC5
Location : Vial 9
Injection Date : 4/12/2021 11:00:15 PM
Inj : 1
Inj Volume : 100 µl
Acq. Method : C:\Chem32\1\DATA\041221\041221 2021-04-12 19-11-55\8330PLUS-PETN.M
Last changed : 4/12/2021 7:11:51 PM by JWR
Analysis Method : C:\CHEM32\1\METHODS\8330PLUS-PETNDA.M
Last changed : 4/13/2021 8:25:01 AM by ECL
Method Info : OVD-SOP#HPLC02: 8330PLUS-PETN Calibration 03/31/2021

Sample Info : 1

==========

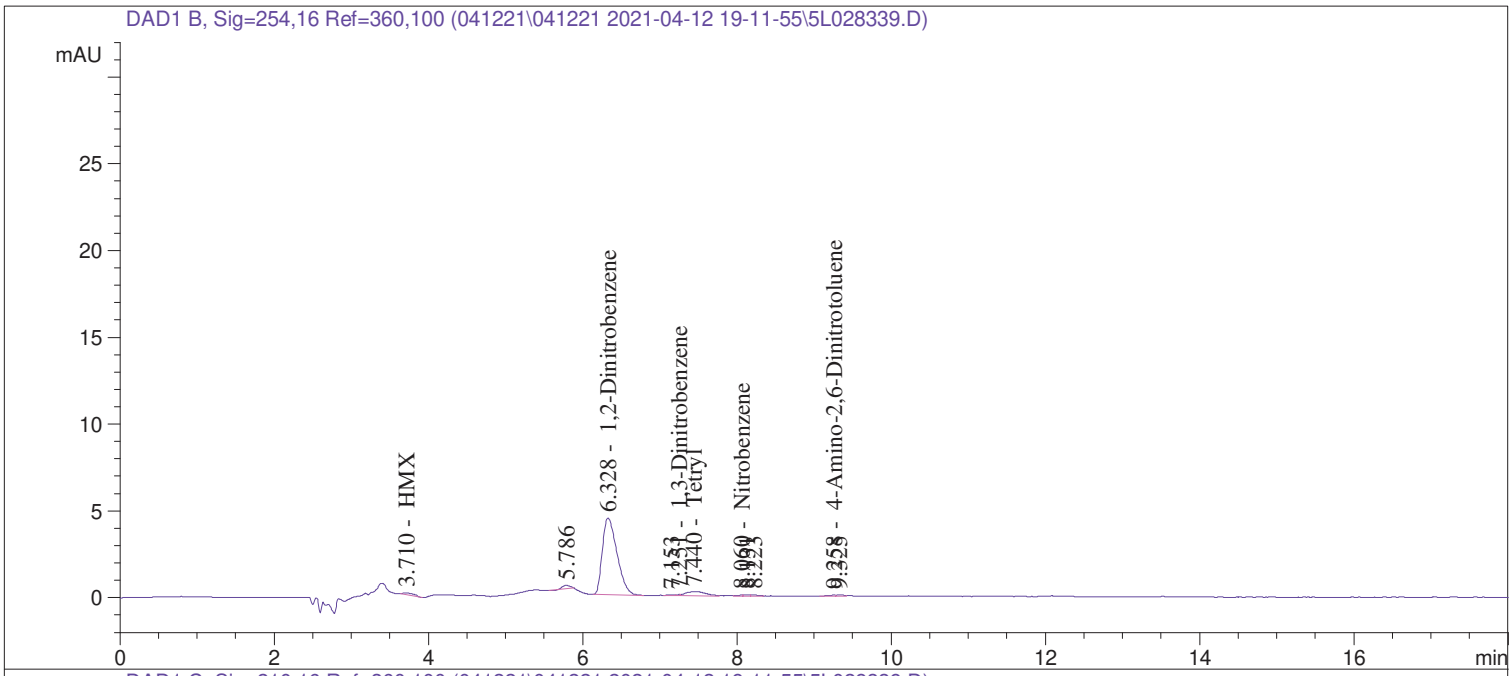

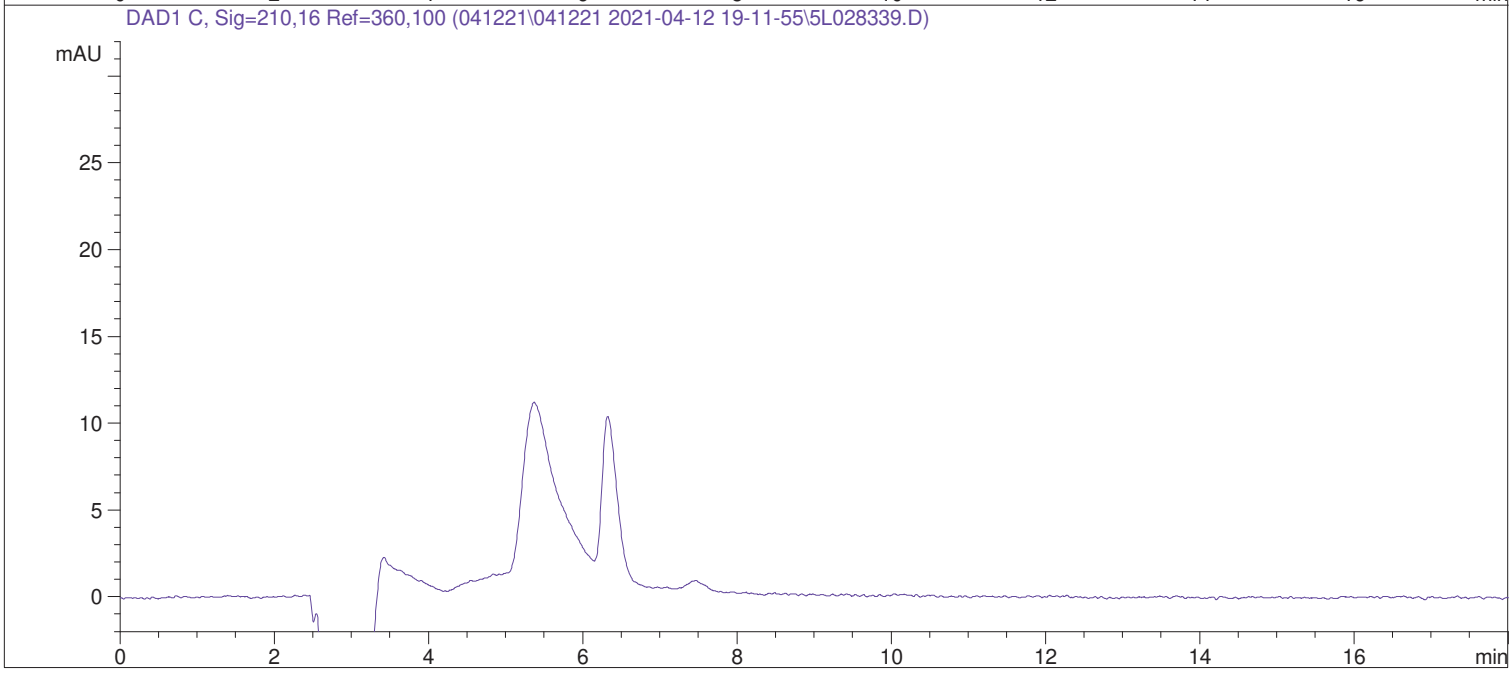

Data File C:\CHEM32\1\DATA\041221\041221 2021-04-12 19-11-55\5L028339.D
Sample Name: M1C0514-62RE1

==========

Acq. Operator : JWR Seq. Line : 9
Acq. Instrument : HPLC5 Location : Vial 9
Injection Date : 4/12/2021 11:00:15 PM Inj : 1
Inj Volume : 100 µl
Acq. Method : C:\Chem32\1\DATA\041221\041221 2021-04-12 19-11-55\8330PLUS-PETN.M
Last changed : 4/12/2021 7:11:51 PM by JWR
Analysis Method : C:\CHEM32\1\METHODS\8330PLUS-PETNDA.M
Last changed : 4/13/2021 8:25:01 AM by ECL
Method Info : OVD-SOP#HPLC02: 8330PLUS-PETN Calibration 03/31/2021

Sample Info : 1

==========

==========

External Standard Report

==========

Sorted By : Signal
Calib. Data Modified : 4/12/2021 8:36:52 AM
Multiplier : 1.0000
Dilution : 1.0000
Use Multiplier & Dilution Factor with ISTDs

Signal 1: DAD1 B, Sig=254,16 Ref=360,100

RetTime [min]	Type	Area [mAU*s]	Amt/Area	Amount [ug/L]	Grp	Name
3.710	BV	1.10732	3.85097	4.26426		HMX
4.994		-	-	-		RDX
6.093		-	-	-		1,3,5-Trinitrobenzene
6.328	BBA	58.41064	3.56314	208.12507		1,2-Dinitrobenzene
7.251	VV	2.26874e-1	1.01899	2.31183e-1		1,3-Dinitrobenzene
7.440	VV	4.38038	2.93985	12.87766		Tetryl
8.060	VV	2.78982e-1	1.02718e-1	2.86565e-2		Nitrobenzene
8.608		-	-	-		2,4,6-Trinitrotoluene
9.258	VV	5.00372e-1	6.31425	3.15947		4-Amino-2,6-Dinitrotoluene
9.633		-	-	-		2-Amino-4,6-Dinitrotoluene
9.933		-	-	-		2,6-Dinitrotoluene
10.216		-	-	-		2,4-Dinitrotoluene
11.545		-	-	-		2-Nitrotoluene
12.103		-	-	-		4-Nitrotoluene
12.992		-	-	-		3-Nitrotoluene

Totals : 228.68630

Data File C:\CHEM32\1\DATA\041221\041221 2021-04-12 19-11-55\5L028339.D
Sample Name: M1C0514-62RE1

==========

Acq. Operator : JWR
Seq. Line : 9
Acq. Instrument : HPLC5
Location : Vial 9
Injection Date : 4/12/2021 11:00:15 PM
Inj : 1
Inj Volume : 100 µl
Acq. Method : C:\Chem32\1\DATA\041221\041221 2021-04-12 19-11-55\8330PLUS-PETN.M
Last changed : 4/12/2021 7:11:51 PM by JWR
Analysis Method : C:\CHEM32\1\METHODS\8330PLUS-PETNDA.M
Last changed : 4/13/2021 8:25:01 AM by ECL
Method Info : OVD-SOP#HPLC02: 8330PLUS-PETN Calibration 03/31/2021

Sample Info : 1

==========

Signal 2: DAD1 C, Sig=210,16 Ref=360,100

RetTime [min]	Type	Area [mAU*s]	Amt/Area	Amount [ug/L]	Grp	Name
13.744		-	-	-		PETN

Totals : 0.00000

1 Warnings or Errors :

Warning : Calibrated compound(s) not found

==========

*** End of Report ***

Data File C:\CHEM32\1\DATA\041221\041221 2021-04-12 19-11-55\5L028340.D
Sample Name: M1C0514-64RE2

==========

Acq. Operator : JWR
Seq. Line : 10
Acq. Instrument : HPLC5
Location : Vial 10
Injection Date : 4/12/2021 11:28:32 PM
Inj : 1
Inj Volume : 100 µl
Acq. Method : C:\Chem32\1\DATA\041221\041221 2021-04-12 19-11-55\8330PLUS-PETN.M
Last changed : 4/12/2021 7:11:51 PM by JWR
Analysis Method : C:\CHEM32\1\METHODS\8330PLUS-PETNDA.M
Last changed : 4/13/2021 8:55:33 AM by ECL
Method Info : OVD-SOP#HPLC02: 8330PLUS-PETN Calibration 03/31/2021

Sample Info : 1

==========

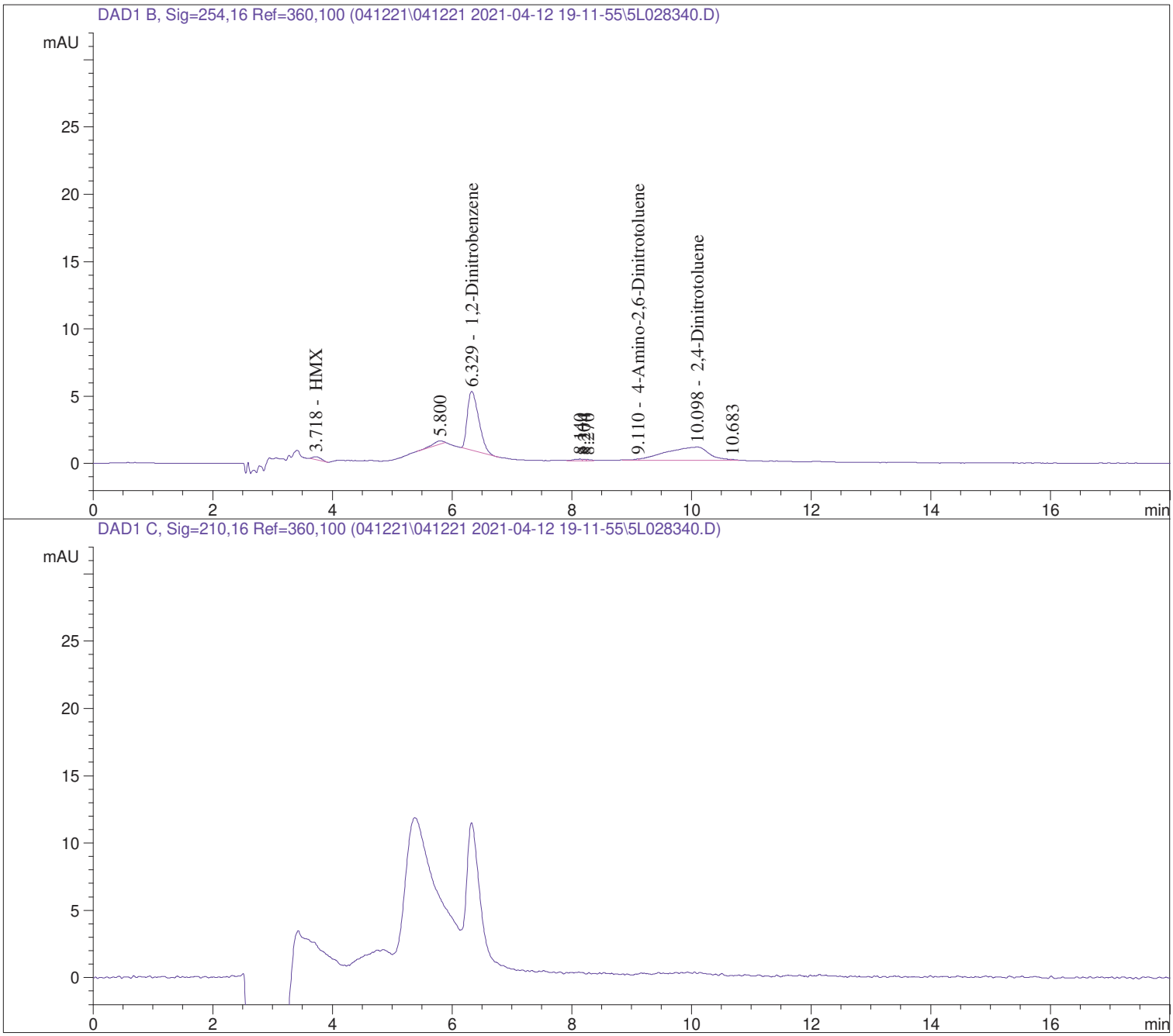

Data File C:\CHEM32\1\DATA\041221\041221 2021-04-12 19-11-55\5L028340.D
Sample Name: M1C0514-64RE2

==========

Acq. Operator : JWR Seq. Line : 10
Acq. Instrument : HPLC5 Location : Vial 10
Injection Date : 4/12/2021 11:28:32 PM Inj : 1
Inj Volume : 100 µl
Acq. Method : C:\Chem32\1\DATA\041221\041221 2021-04-12 19-11-55\8330PLUS-PETN.M
Last changed : 4/12/2021 7:11:51 PM by JWR
Analysis Method : C:\CHEM32\1\METHODS\8330PLUS-PETNDA.M
Last changed : 4/13/2021 8:55:33 AM by ECL
Method Info : OVD-SOP#HPLC02: 8330PLUS-PETN Calibration 03/31/2021

Sample Info : 1

==========

==========

External Standard Report

==========

Sorted By : Signal
Calib. Data Modified : 4/12/2021 8:36:52 AM
Multiplier : 1.0000
Dilution : 1.0000
Use Multiplier & Dilution Factor with ISTDs

Signal 1: DAD1 B, Sig=254,16 Ref=360,100

RetTime [min]	Type	Area [mAU*s]	Amt/Area	Amount [ug/L]	Grp	Name
3.718	BV	1.98851	4.90916	9.76191		HMX
4.994		-	-	-		RDX
6.093		-	-	-		1,3,5-Trinitrobenzene
6.329	BBA	58.06065	3.56319	206.88113		1,2-Dinitrobenzene
7.259		-	-	-		1,3-Dinitrobenzene
7.516		-	-	-		Tetryl
7.963		-	-	-		Nitrobenzene
8.608		-	-	-		2,4,6-Trinitrotoluene
9.110	VV	1.19824	5.19806	6.22853		4-Amino-2,6-Dinitrotoluene
9.633		-	-	-		2-Amino-4,6-Dinitrotoluene
9.933		-	-	-		2,6-Dinitrotoluene
10.098	VV	50.24738	1.82209	91.55505		2,4-Dinitrotoluene
11.545		-	-	-		2-Nitrotoluene
12.103		-	-	-		4-Nitrotoluene
12.992		-	-	-		3-Nitrotoluene

Totals : 314.42661

Data File C:\CHEM32\1\DATA\041221\041221 2021-04-12 19-11-55\5L028340.D
Sample Name: M1C0514-64RE2

==========

Acq. Operator : JWR
Seq. Line : 10
Acq. Instrument : HPLC5
Location : Vial 10
Injection Date : 4/12/2021 11:28:32 PM
Inj : 1
Inj Volume : 100 µl
Acq. Method : C:\Chem32\1\DATA\041221\041221 2021-04-12 19-11-55\8330PLUS-PETN.M
Last changed : 4/12/2021 7:11:51 PM by JWR
Analysis Method : C:\CHEM32\1\METHODS\8330PLUS-PETNDA.M
Last changed : 4/13/2021 8:55:33 AM by ECL
Method Info : OVD-SOP#HPLC02: 8330PLUS-PETN Calibration 03/31/2021

Sample Info : 1

==========

Signal 2: DAD1 C, Sig=210,16 Ref=360,100

RetTime [min]	Type	Area [mAU*s]	Amt/Area	Amount [ug/L]	Grp	Name
13.744		-	-	-		PETN

Totals : 0.00000

1 Warnings or Errors :

Warning : Calibrated compound(s) not found

==========

*** End of Report ***

Data File C:\CHEM32\1\DATA\041221\041221 2021-04-12 19-11-55\5L028343.D
Sample Name: M1C0514-66RE1

==========

Acq. Operator : JWR
Seq. Line : 13
Acq. Instrument : HPLC5
Location : Vial 12
Injection Date : 4/13/2021 12:53:09 AM
Inj : 1
Inj Volume : 100 µl
Acq. Method : C:\Chem32\1\DATA\041221\041221 2021-04-12 19-11-55\8330PLUS-PETN.M
Last changed : 4/12/2021 7:11:51 PM by JWR
Analysis Method : C:\CHEM32\1\METHODS\8330PLUS-PETNDA.M
Last changed : 4/13/2021 8:55:33 AM by ECL
Method Info : OVD-SOP#HPLC02: 8330PLUS-PETN Calibration 03/31/2021

Sample Info : 1

==========

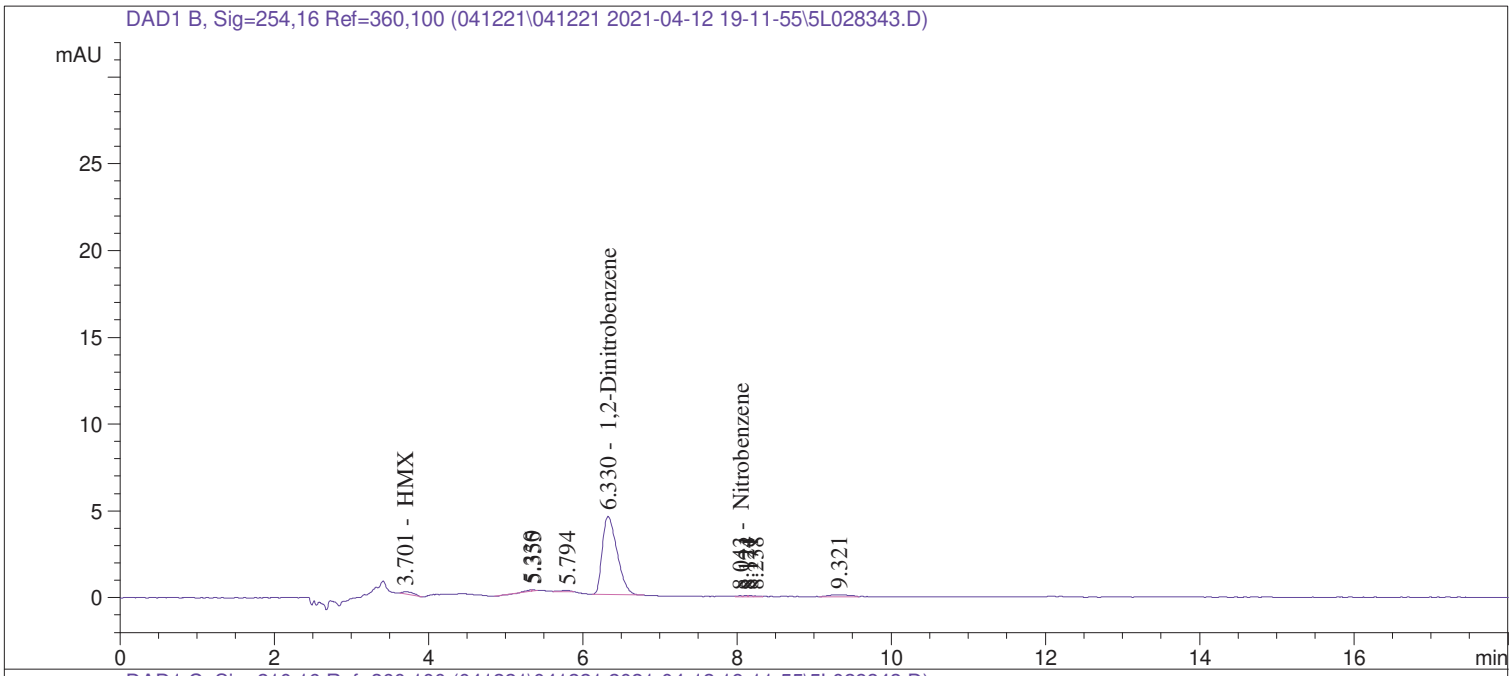

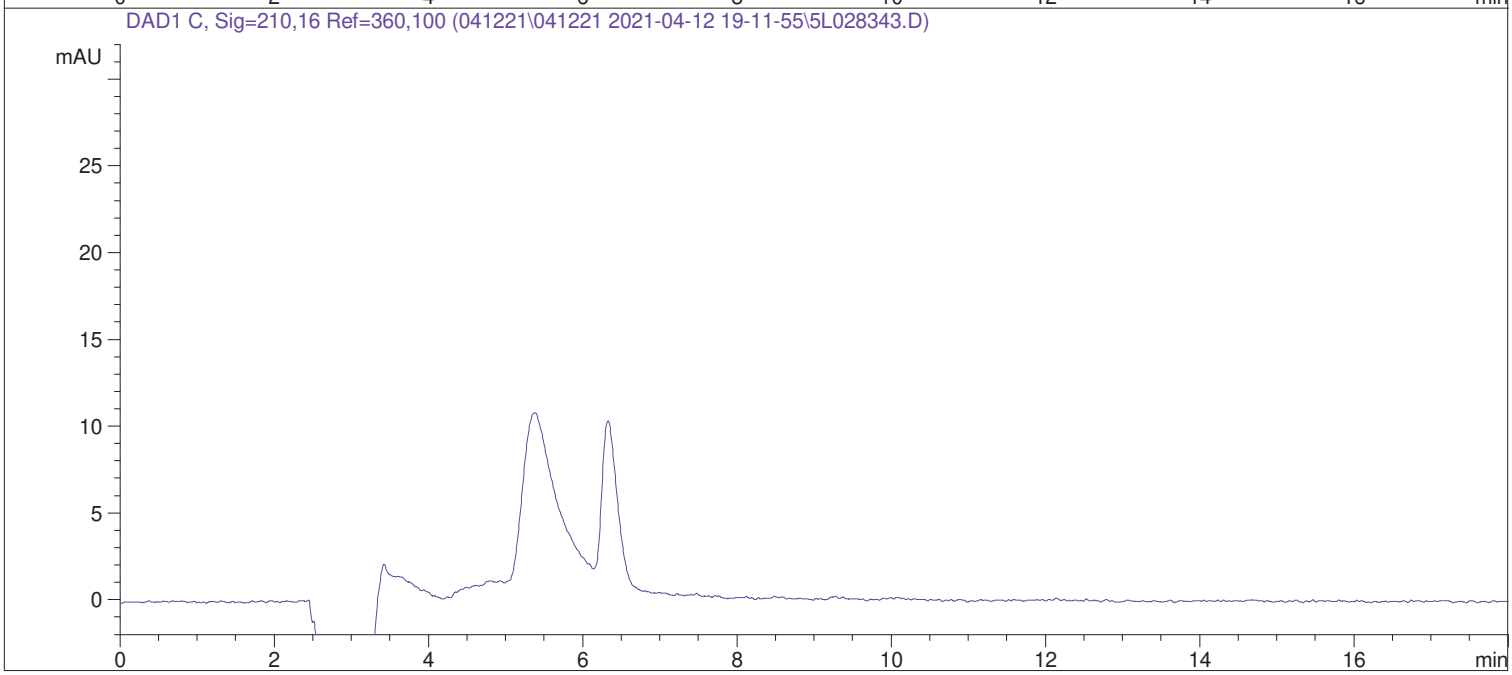

Data File C:\CHEM32\1\DATA\041221\041221 2021-04-12 19-11-55\5L028343.D
Sample Name: M1C0514-66RE1

==========

Acq. Operator : JWR Seq. Line : 13
Acq. Instrument : HPLC5 Location : Vial 12
Injection Date : 4/13/2021 12:53:09 AM Inj : 1
Inj Volume : 100 µl
Acq. Method : C:\Chem32\1\DATA\041221\041221 2021-04-12 19-11-55\8330PLUS-PETN.M
Last changed : 4/12/2021 7:11:51 PM by JWR
Analysis Method : C:\CHEM32\1\METHODS\8330PLUS-PETNDA.M
Last changed : 4/13/2021 8:55:33 AM by ECL
Method Info : OVD-SOP#HPLC02: 8330PLUS-PETN Calibration 03/31/2021

Sample Info : 1

==========

==========

External Standard Report

==========

Sorted By : Signal
Calib. Data Modified : 4/12/2021 8:36:52 AM
Multiplier : 1.0000
Dilution : 1.0000
Use Multiplier & Dilution Factor with ISTDs

Signal 1: DAD1 B, Sig=254,16 Ref=360,100

RetTime [min]	Type	Area [mAU*s]	Amt/Area	Amount [ug/L]	Grp	Name
3.701	BV	1.49606	4.47146	6.68955		HMX
4.994		-	-	-		RDX
6.093		-	-	-		1,3,5-Trinitrobenzene
6.330	BBA	60.17717	3.56287	214.40358		1,2-Dinitrobenzene
7.259		-	-	-		1,3-Dinitrobenzene
7.516		-	-	-		Tetryl
8.043	VV	2.85770e-1	1.63239e-1	4.66489e-2		Nitrobenzene
8.608		-	-	-		2,4,6-Trinitrotoluene
9.192		-	-	-		4-Amino-2,6-Dinitrotoluene
9.633		-	-	-		2-Amino-4,6-Dinitrotoluene
9.933		-	-	-		2,6-Dinitrotoluene
10.216		-	-	-		2,4-Dinitrotoluene
11.545		-	-	-		2-Nitrotoluene
12.103		-	-	-		4-Nitrotoluene
12.992		-	-	-		3-Nitrotoluene

Totals : 221.13977

Data File C:\CHEM32\1\DATA\041221\041221 2021-04-12 19-11-55\5L028343.D
Sample Name: M1C0514-66RE1

==========

Acq. Operator : JWR
Seq. Line : 13
Acq. Instrument : HPLC5
Location : Vial 12
Injection Date : 4/13/2021 12:53:09 AM
Inj : 1
Inj Volume : 100 µl
Acq. Method : C:\Chem32\1\DATA\041221\041221 2021-04-12 19-11-55\8330PLUS-PETN.M
Last changed : 4/12/2021 7:11:51 PM by JWR
Analysis Method : C:\CHEM32\1\METHODS\8330PLUS-PETNDA.M
Last changed : 4/13/2021 8:55:33 AM by ECL
Method Info : OVD-SOP#HPLC02: 8330PLUS-PETN Calibration 03/31/2021

Sample Info : 1

==========

Signal 2: DAD1 C, Sig=210,16 Ref=360,100

RetTime [min]	Type	Area [mAU*s]	Amt/Area	Amount [ug/L]	Grp	Name
13.744		-	-	-		PETN

Totals : 0.00000

1 Warnings or Errors :

Warning : Calibrated compound(s) not found

==========

*** End of Report ***

Data File C:\CHEM32\1\DATA\041221\041221 2021-04-12 19-11-55\5L028344.D
Sample Name: M1C0514-67RE1

==========

Acq. Operator : JWR
Seq. Line : 14
Acq. Instrument : HPLC5
Location : Vial 13
Injection Date : 4/13/2021 1:21:23 AM
Inj : 1
Inj Volume : 100 µl
Acq. Method : C:\Chem32\1\DATA\041221\041221 2021-04-12 19-11-55\8330PLUS-PETN.M
Last changed : 4/12/2021 7:11:51 PM by JWR
Analysis Method : C:\CHEM32\1\METHODS\8330PLUS-PETNDA.M
Last changed : 4/13/2021 8:55:33 AM by ECL
Method Info : OVD-SOP#HPLC02: 8330PLUS-PETN Calibration 03/31/2021

Sample Info : 1

==========

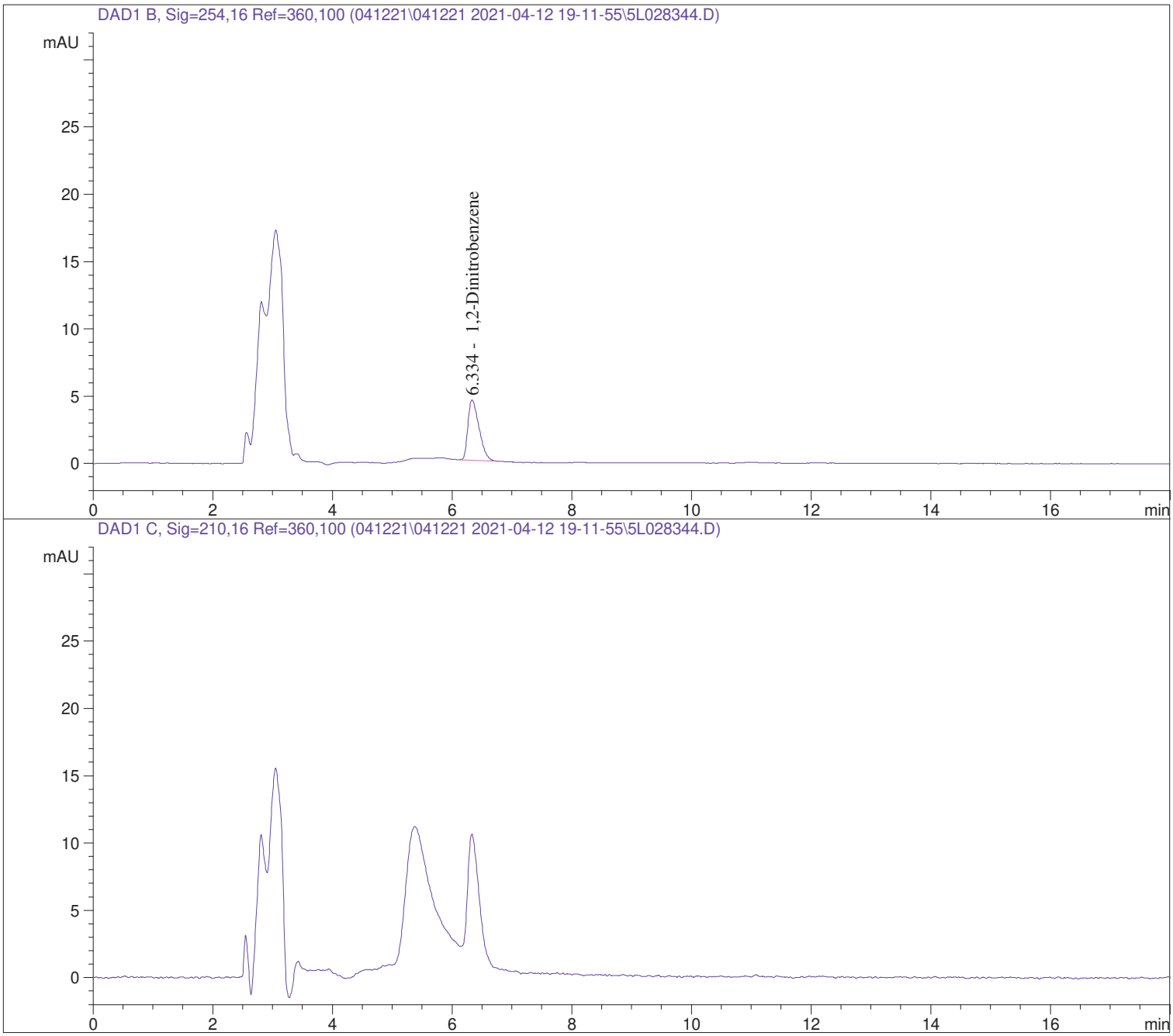

Data File C:\CHEM32\1\DATA\041221\041221 2021-04-12 19-11-55\5L028344.D
Sample Name: M1C0514-67RE1

==========

Acq. Operator : JWR
Seq. Line : 14
Acq. Instrument : HPLC5
Location : Vial 13
Injection Date : 4/13/2021 1:21:23 AM
Inj : 1
Inj Volume : 100 µl
Acq. Method : C:\Chem32\1\DATA\041221\041221 2021-04-12 19-11-55\8330PLUS-PETN.M
Last changed : 4/12/2021 7:11:51 PM by JWR
Analysis Method : C:\CHEM32\1\METHODS\8330PLUS-PETNDA.M
Last changed : 4/13/2021 8:55:33 AM by ECL
Method Info : OVD-SOP#HPLC02: 8330PLUS-PETN Calibration 03/31/2021

Sample Info : 1

==========

==========

External Standard Report

==========

Sorted By : Signal
Calib. Data Modified : 4/12/2021 8:36:52 AM
Multiplier : 1.0000
Dilution : 1.0000
Use Multiplier & Dilution Factor with ISTDs

Signal 1: DAD1 B, Sig=254,16 Ref=360,100

RetTime [min]	Type	Area [mAU*s]	Amt/Area	Amount [ug/L]	Grp	Name
3.753		-	-	-		HMX
4.994		-	-	-		RDX
6.093		-	-	-		1,3,5-Trinitrobenzene
6.334	BBA	57.58250	3.56327	205.18171		1,2-Dinitrobenzene
7.259		-	-	-		1,3-Dinitrobenzene
7.516		-	-	-		Tetryl
7.963		-	-	-		Nitrobenzene
8.608		-	-	-		2,4,6-Trinitrotoluene
9.192		-	-	-		4-Amino-2,6-Dinitrotoluene
9.633		-	-	-		2-Amino-4,6-Dinitrotoluene
9.933		-	-	-		2,6-Dinitrotoluene
10.216		-	-	-		2,4-Dinitrotoluene
11.545		-	-	-		2-Nitrotoluene
12.103		-	-	-		4-Nitrotoluene
12.992		-	-	-		3-Nitrotoluene

Totals : 205.18171

Data File C:\CHEM32\1\DATA\041221\041221 2021-04-12 19-11-55\5L028344.D
Sample Name: M1C0514-67RE1

==========

Acq. Operator : JWR
Seq. Line : 14
Acq. Instrument : HPLC5
Location : Vial 13
Injection Date : 4/13/2021 1:21:23 AM
Inj : 1
Inj Volume : 100 µl
Acq. Method : C:\Chem32\1\DATA\041221\041221 2021-04-12 19-11-55\8330PLUS-PETN.M
Last changed : 4/12/2021 7:11:51 PM by JWR
Analysis Method : C:\CHEM32\1\METHODS\8330PLUS-PETNDA.M
Last changed : 4/13/2021 8:55:33 AM by ECL
Method Info : OVD-SOP#HPLC02: 8330PLUS-PETN Calibration 03/31/2021

Sample Info : 1

==========

Signal 2: DAD1 C, Sig=210,16 Ref=360,100

RetTime [min]	Type	Area [mAU*s]	Amt/Area	Amount [ug/L]	Grp	Name
13.744		-	-	-		PETN

Totals : 0.00000

1 Warnings or Errors :

Warning : Calibrated compound(s) not found

==========

*** End of Report ***

Data File C:\CHEM32\1\DATA\041221\041221 2021-04-12 19-11-55\5L028346.D
Sample Name: M1C0514-68RE1

==========

Acq. Operator : JWR
Seq. Line : 16
Acq. Instrument : HPLC5
Location : Vial 15
Injection Date : 4/13/2021 2:17:42 AM
Inj : 1
Inj Volume : 100 µl
Acq. Method : C:\Chem32\1\DATA\041221\041221 2021-04-12 19-11-55\8330PLUS-PETN.M
Last changed : 4/12/2021 7:11:51 PM by JWR
Analysis Method : C:\CHEM32\1\METHODS\8330PLUS-PETNDA.M
Last changed : 4/13/2021 8:55:33 AM by ECL
Method Info : OVD-SOP#HPLC02: 8330PLUS-PETN Calibration 03/31/2021

Sample Info : 1

==========

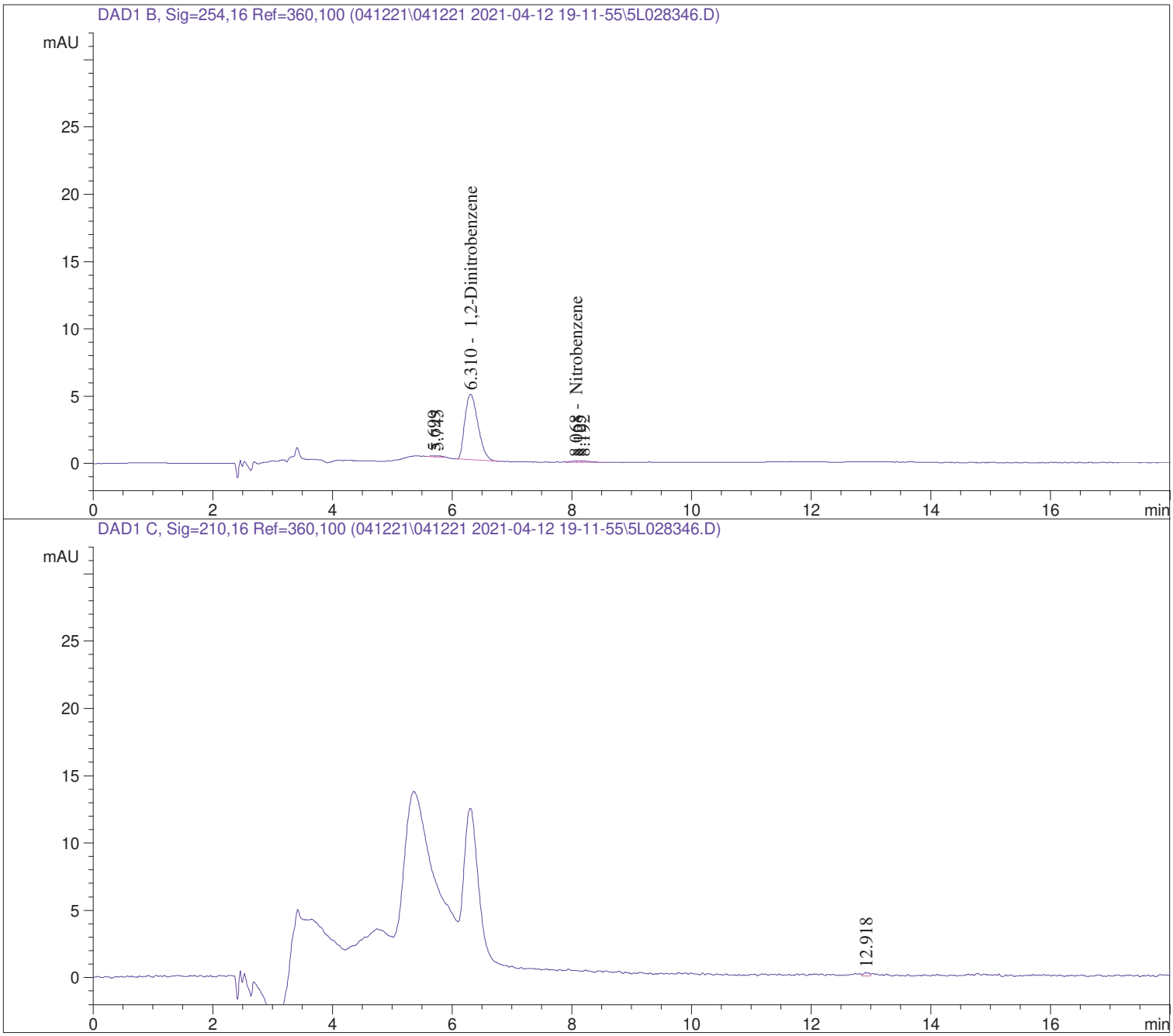

Data File C:\CHEM32\1\DATA\041221\041221 2021-04-12 19-11-55\5L028346.D
Sample Name: M1C0514-68RE1

==========

Acq. Operator : JWR Seq. Line : 16
Acq. Instrument : HPLC5 Location : Vial 15
Injection Date : 4/13/2021 2:17:42 AM Inj : 1
Inj Volume : 100 µl
Acq. Method : C:\Chem32\1\DATA\041221\041221 2021-04-12 19-11-55\8330PLUS-PETN.M
Last changed : 4/12/2021 7:11:51 PM by JWR
Analysis Method : C:\CHEM32\1\METHODS\8330PLUS-PETNDA.M
Last changed : 4/13/2021 8:55:33 AM by ECL
Method Info : OVD-SOP#HPLC02: 8330PLUS-PETN Calibration 03/31/2021

Sample Info : 1

==========

==========

External Standard Report

==========

Sorted By : Signal
Calib. Data Modified : 4/12/2021 8:36:52 AM
Multiplier : 1.0000
Dilution : 1.0000
Use Multiplier & Dilution Factor with ISTDs

Signal 1: DAD1 B, Sig=254,16 Ref=360,100

RetTime [min]	Type	Area [mAU*s]	Amt/Area	Amount [ug/L]	Grp	Name
3.753		-	-	-		HMX
4.994		-	-	-		RDX
6.093		-	-	-		1,3,5-Trinitrobenzene
6.310	BBA	73.99944	3.56124	263.53006		1,2-Dinitrobenzene
7.259		-	-	-		1,3-Dinitrobenzene
7.516		-	-	-		Tetryl
8.068	VV	8.44348e-1	1.80875	1.52721		Nitrobenzene
8.608		-	-	-		2,4,6-Trinitrotoluene
9.192		-	-	-		4-Amino-2,6-Dinitrotoluene
9.633		-	-	-		2-Amino-4,6-Dinitrotoluene
9.933		-	-	-		2,6-Dinitrotoluene
10.216		-	-	-		2,4-Dinitrotoluene
11.545		-	-	-		2-Nitrotoluene
12.103		-	-	-		4-Nitrotoluene
12.992		-	-	-		3-Nitrotoluene

Totals : 265.05728

Data File C:\CHEM32\1\DATA\041221\041221 2021-04-12 19-11-55\5L028346.D
Sample Name: M1C0514-68RE1

==========

Acq. Operator : JWR
Seq. Line : 16
Acq. Instrument : HPLC5
Location : Vial 15
Injection Date : 4/13/2021 2:17:42 AM
Inj : 1
Inj Volume : 100 µl
Acq. Method : C:\Chem32\1\DATA\041221\041221 2021-04-12 19-11-55\8330PLUS-PETN.M
Last changed : 4/12/2021 7:11:51 PM by JWR
Analysis Method : C:\CHEM32\1\METHODS\8330PLUS-PETNDA.M
Last changed : 4/13/2021 8:55:33 AM by ECL
Method Info : OVD-SOP#HPLC02: 8330PLUS-PETN Calibration 03/31/2021

Sample Info : 1

==========

Signal 2: DAD1 C, Sig=210,16 Ref=360,100

RetTime [min]	Type	Area [mAU*s]	Amt/Area	Amount [ug/L]	Grp	Name
13.744		-	-	-		PETN

Totals : 0.00000

1 Warnings or Errors :

Warning : Calibrated compound(s) not found

==========

*** End of Report ***

Data File C:\CHEM32\1\DATA\041221\041221 2021-04-12 19-11-55\5L028347.D
Sample Name: M1C0514-69RE1

==========

Acq. Operator : JWR
Seq. Line : 17
Acq. Instrument : HPLC5
Location : Vial 16
Injection Date : 4/13/2021 2:45:54 AM
Inj : 1
Inj Volume : 100 µl
Acq. Method : C:\Chem32\1\DATA\041221\041221 2021-04-12 19-11-55\8330PLUS-PETN.M
Last changed : 4/12/2021 7:11:51 PM by JWR
Analysis Method : C:\CHEM32\1\METHODS\8330PLUS-PETNDA.M
Last changed : 4/13/2021 8:55:33 AM by ECL
Method Info : OVD-SOP#HPLC02: 8330PLUS-PETN Calibration 03/31/2021

Sample Info : 1

==========

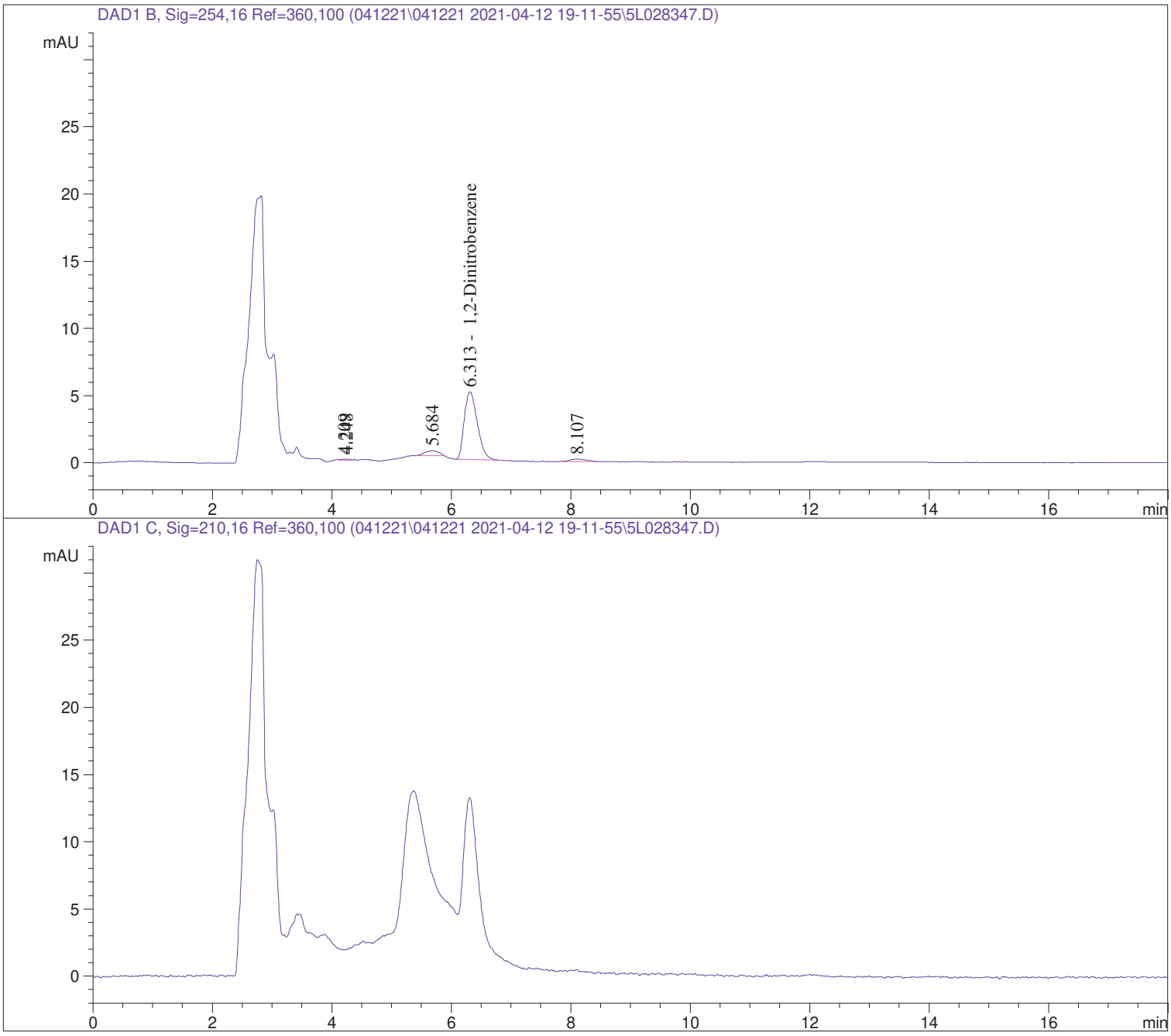

Data File C:\CHEM32\1\DATA\041221\041221 2021-04-12 19-11-55\5L028347.D
Sample Name: M1C0514-69RE1

==========

Acq. Operator : JWR Seq. Line : 17
Acq. Instrument : HPLC5 Location : Vial 16
Injection Date : 4/13/2021 2:45:54 AM Inj : 1
Inj Volume : 100 µl
Acq. Method : C:\Chem32\1\DATA\041221\041221 2021-04-12 19-11-55\8330PLUS-PETN.M
Last changed : 4/12/2021 7:11:51 PM by JWR
Analysis Method : C:\CHEM32\1\METHODS\8330PLUS-PETNDA.M
Last changed : 4/13/2021 8:55:33 AM by ECL
Method Info : OVD-SOP#HPLC02: 8330PLUS-PETN Calibration 03/31/2021

Sample Info : 1

==========

==========

External Standard Report

==========

Sorted By : Signal
Calib. Data Modified : 4/12/2021 8:36:52 AM
Multiplier : 1.0000
Dilution : 1.0000
Use Multiplier & Dilution Factor with ISTDs

Signal 1: DAD1 B, Sig=254,16 Ref=360,100

RetTime [min]	Type	Area [mAU*s]	Amt/Area	Amount [ug/L]	Grp	Name
3.753		-	-	-		HMX
4.994		-	-	-		RDX
6.093		-	-	-		1,3,5-Trinitrobenzene
6.313	BBA	76.05817	3.56105	270.84711		1,2-Dinitrobenzene
7.259		-	-	-		1,3-Dinitrobenzene
7.516		-	-	-		Tetryl
7.963		-	-	-		Nitrobenzene
8.608		-	-	-		2,4,6-Trinitrotoluene
9.192		-	-	-		4-Amino-2,6-Dinitrotoluene
9.633		-	-	-		2-Amino-4,6-Dinitrotoluene
9.933		-	-	-		2,6-Dinitrotoluene
10.216		-	-	-		2,4-Dinitrotoluene
11.545		-	-	-		2-Nitrotoluene
12.103		-	-	-		4-Nitrotoluene
12.992		-	-	-		3-Nitrotoluene

Totals : 270.84711

Data File C:\CHEM32\1\DATA\041221\041221 2021-04-12 19-11-55\5L028347.D
Sample Name: M1C0514-69RE1

==========

Acq. Operator : JWR
Seq. Line : 17
Acq. Instrument : HPLC5
Location : Vial 16
Injection Date : 4/13/2021 2:45:54 AM
Inj : 1
Inj Volume : 100 µl
Acq. Method : C:\Chem32\1\DATA\041221\041221 2021-04-12 19-11-55\8330PLUS-PETN.M
Last changed : 4/12/2021 7:11:51 PM by JWR
Analysis Method : C:\CHEM32\1\METHODS\8330PLUS-PETNDA.M
Last changed : 4/13/2021 8:55:33 AM by ECL
Method Info : OVD-SOP#HPLC02: 8330PLUS-PETN Calibration 03/31/2021

Sample Info : 1

==========

Signal 2: DAD1 C, Sig=210,16 Ref=360,100

RetTime [min]	Type	Area [mAU*s]	Amt/Area	Amount [ug/L]	Grp	Name
13.744		-	-	-		PETN

Totals : 0.00000

1 Warnings or Errors :

Warning : Calibrated compound(s) not found

==========

*** End of Report ***

Data File C:\CHEM32\1\DATA\041221\041221 2021-04-12 19-11-55\5L028348.D
Sample Name: M1C0514-70RE1

==========

Acq. Operator : JWR
Seq. Line : 18
Acq. Instrument : HPLC5
Location : Vial 17
Injection Date : 4/13/2021 3:14:08 AM
Inj : 1
Inj Volume : 100 µl
Acq. Method : C:\Chem32\1\DATA\041221\041221 2021-04-12 19-11-55\8330PLUS-PETN.M
Last changed : 4/12/2021 7:11:51 PM by JWR
Analysis Method : C:\CHEM32\1\METHODS\8330PLUS-PETNDA.M
Last changed : 4/13/2021 8:55:33 AM by ECL
Method Info : OVD-SOP#HPLC02: 8330PLUS-PETN Calibration 03/31/2021

Sample Info : 1

==========

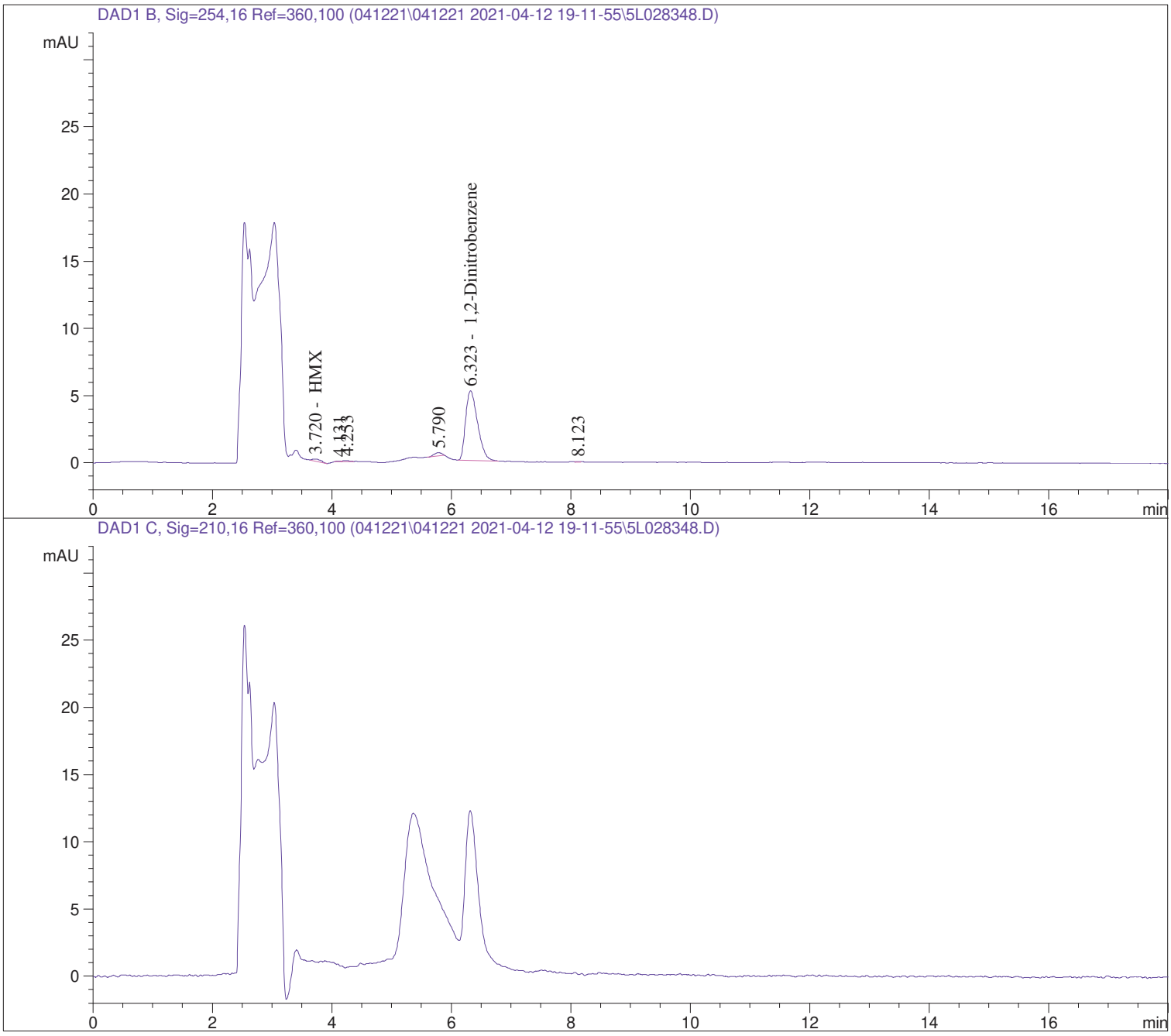

Data File C:\CHEM32\1\DATA\041221\041221 2021-04-12 19-11-55\5L028348.D
Sample Name: M1C0514-70RE1

==========

Acq. Operator : JWR Seq. Line : 18
Acq. Instrument : HPLC5 Location : Vial 17
Injection Date : 4/13/2021 3:14:08 AM Inj : 1
Inj Volume : 100 µl
Acq. Method : C:\Chem32\1\DATA\041221\041221 2021-04-12 19-11-55\8330PLUS-PETN.M
Last changed : 4/12/2021 7:11:51 PM by JWR
Analysis Method : C:\CHEM32\1\METHODS\8330PLUS-PETNDA.M
Last changed : 4/13/2021 8:55:33 AM by ECL
Method Info : OVD-SOP#HPLC02: 8330PLUS-PETN Calibration 03/31/2021

Sample Info : 1

==========

==========

External Standard Report

==========

Sorted By : Signal
Calib. Data Modified : 4/12/2021 8:36:52 AM
Multiplier : 1.0000
Dilution : 1.0000
Use Multiplier & Dilution Factor with ISTDs

Signal 1: DAD1 B, Sig=254,16 Ref=360,100

RetTime [min]	Type	Area [mAU*s]	Amt/Area	Amount [ug/L]	Grp	Name
3.720	BV	1.49795	4.47369	6.70138		HMX
4.994		-	-	-		RDX
6.093		-	-	-		1,3,5-Trinitrobenzene
6.323	BBA	72.08176	3.56143	256.71431		1,2-Dinitrobenzene
7.259		-	-	-		1,3-Dinitrobenzene
7.516		-	-	-		Tetryl
7.963		-	-	-		Nitrobenzene
8.608		-	-	-		2,4,6-Trinitrotoluene
9.192		-	-	-		4-Amino-2,6-Dinitrotoluene
9.633		-	-	-		2-Amino-4,6-Dinitrotoluene
9.933		-	-	-		2,6-Dinitrotoluene
10.216		-	-	-		2,4-Dinitrotoluene
11.545		-	-	-		2-Nitrotoluene
12.103		-	-	-		4-Nitrotoluene
12.992		-	-	-		3-Nitrotoluene

Totals : 263.41569

Data File C:\CHEM32\1\DATA\041221\041221 2021-04-12 19-11-55\5L028348.D
Sample Name: M1C0514-70RE1

==========

Acq. Operator : JWR
Seq. Line : 18
Acq. Instrument : HPLC5
Location : Vial 17
Injection Date : 4/13/2021 3:14:08 AM
Inj : 1
Inj Volume : 100 µl
Acq. Method : C:\Chem32\1\DATA\041221\041221 2021-04-12 19-11-55\8330PLUS-PETN.M
Last changed : 4/12/2021 7:11:51 PM by JWR
Analysis Method : C:\CHEM32\1\METHODS\8330PLUS-PETNDA.M
Last changed : 4/13/2021 8:55:33 AM by ECL
Method Info : OVD-SOP#HPLC02: 8330PLUS-PETN Calibration 03/31/2021

Sample Info : 1

==========

Signal 2: DAD1 C, Sig=210,16 Ref=360,100

RetTime [min]	Type	Area [mAU*s]	Amt/Area	Amount [ug/L]	Grp	Name
13.744		-	-	-		PETN

Totals : 0.00000

1 Warnings or Errors :

Warning : Calibrated compound(s) not found

==========

*** End of Report ***

MICROBAC®

Section C:
HPLC Organics
EPA 8330B
QC Sample Raw Data

Microbac Laboratories, Inc.
158 Starlite Drive | Marietta, OH 45750 | 800.373.4071 | www.microbac.com

Data File C:\CHEM32\1\DATA\030921\030921 2021-03-09 15-59-18\5L027794.D
Sample Name: B1C0516-BLK1

==========

Acq. Operator : JWR
Seq. Line : 2
Acq. Instrument : HPLC5
Location : Vial 2
Injection Date : 3/9/2021 4:53:46 PM
Inj : 1
Inj Volume : 100 µl
Acq. Method : C:\Chem32\1\DATA\030921\030921 2021-03-09 15-59-18\8330PLUS-PETN.M
Last changed : 3/9/2021 3:58:59 PM by JWR
Analysis Method : C:\CHEM32\1\METHODS\8330PLUS-PETNDA.M
Last changed : 3/10/2021 1:36:43 PM by JWR
Method Info : OVD-SOP#HPLC02: 8330PLUS-PETN Calibration 02/16/2021

Sample Info : 1 (Surr 500ppb "OC")

==========

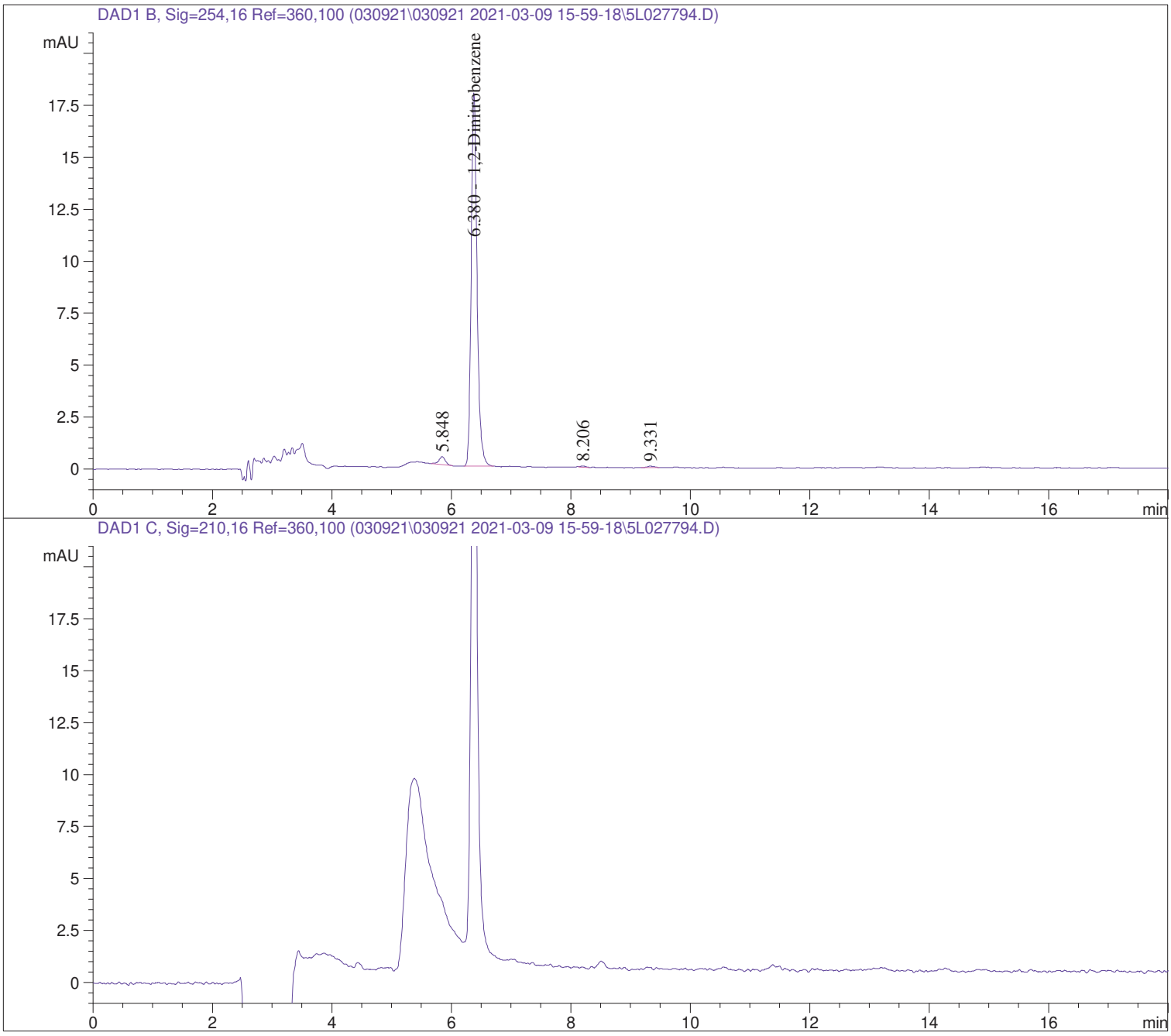

Data File C:\CHEM32\1\DATA\030921\030921 2021-03-09 15-59-18\5L027794.D
Sample Name: B1C0516-BLK1

==========

Acq. Operator : JWR Seq. Line : 2
Acq. Instrument : HPLC5 Location : Vial 2
Injection Date : 3/9/2021 4:53:46 PM Inj : 1
Inj Volume : 100 µl
Acq. Method : C:\Chem32\1\DATA\030921\030921 2021-03-09 15-59-18\8330PLUS-PETN.M
Last changed : 3/9/2021 3:58:59 PM by JWR
Analysis Method : C:\CHEM32\1\METHODS\8330PLUS-PETNDA.M
Last changed : 3/10/2021 1:36:43 PM by JWR
Method Info : OVD-SOP#HPLC02: 8330PLUS-PETN Calibration 02/16/2021

Sample Info : 1 (Surr 500ppb "OC")

==========

==========

External Standard Report

==========

Sorted By : Signal
Calib. Data Modified : 3/9/2021 5:36:24 PM
Multiplier : 1.0000
Dilution : 1.0000
Use Multiplier & Dilution Factor with ISTDs

Signal 1: DAD1 B, Sig=254,16 Ref=360,100

RetTime [min]	Type	Area [mAU*s]	Amt/Area	Amount [ug/L]	Grp	Name
3.756		-	-	-		HMX
4.991		-	-	-		RDX
6.080		-	-	-		1,3,5-Trinitrobenzene
6.380	BBA	122.48270	3.60178	441.15517		1,2-Dinitrobenzene
7.232		-	-	-		1,3-Dinitrobenzene
7.490		-	-	-		Tetryl
7.929		-	-	-		Nitrobenzene
8.576		-	-	-		2,4,6-Trinitrotoluene
9.160		-	-	-		4-Amino-2,6-Dinitrotoluene
9.596		-	-	-		2-Amino-4,6-Dinitrotoluene
9.891		-	-	-		2,6-Dinitrotoluene
10.163		-	-	-		2,4-Dinitrotoluene
11.487		-	-	-		2-Nitrotoluene
12.035		-	-	-		4-Nitrotoluene
12.917		-	-	-		3-Nitrotoluene

Totals : 441.15517

Data File C:\CHEM32\1\DATA\030921\030921 2021-03-09 15-59-18\5L027794.D
Sample Name: B1C0516-BLK1

==========

Acq. Operator : JWR Seq. Line : 2
Acq. Instrument : HPLC5 Location : Vial 2
Injection Date : 3/9/2021 4:53:46 PM Inj : 1
Inj Volume : 100 µl
Acq. Method : C:\Chem32\1\DATA\030921\030921 2021-03-09 15-59-18\8330PLUS-PETN.M
Last changed : 3/9/2021 3:58:59 PM by JWR
Analysis Method : C:\CHEM32\1\METHODS\8330PLUS-PETNDA.M
Last changed : 3/10/2021 1:36:43 PM by JWR
Method Info : OVD-SOP#HPLC02: 8330PLUS-PETN Calibration 02/16/2021

Sample Info : 1 (Surr 500ppb "OC")

==========

Signal 2: DAD1 C, Sig=210,16 Ref=360,100

RetTime [min]	Type	Area [mAU*s]	Amt/Area	Amount [ug/L]	Grp	Name
13.653		-	-	-		PETN

Totals : 0.00000

2 Warnings or Errors :

Warning : Calibration warnings (see calibration table listing)
Warning : Calibrated compound(s) not found

==========

*** End of Report ***

Data File C:\CHEM32\1\DATA\031021\031021 2021-03-10 13-57-44\6L0008438.D
Sample Name: B1C0516-BLK2

==========

Acq. Operator : JWR
Seq. Line : 2
Acq. Instrument : HPLC6
Location : 2
Injection Date : 3/10/2021 3:44:19 PM
Inj : 1
Inj Volume : 100.000 µl
Acq. Method : C:\Chem32\1\Data\031021\031021 2021-03-10 13-57-44\8330.M
Last changed : 3/10/2021 1:57:44 PM by JWR
Analysis Method : C:\CHEM32\1\METHODS\8330DATA.M
Last changed : 3/11/2021 10:31:23 AM by JWR
Method Info : OVD-SOP#HPLC02 : 8330 Calibration 23-MAY-2020

Sample Info : 1 (Surr 500ppb "OC")

==========

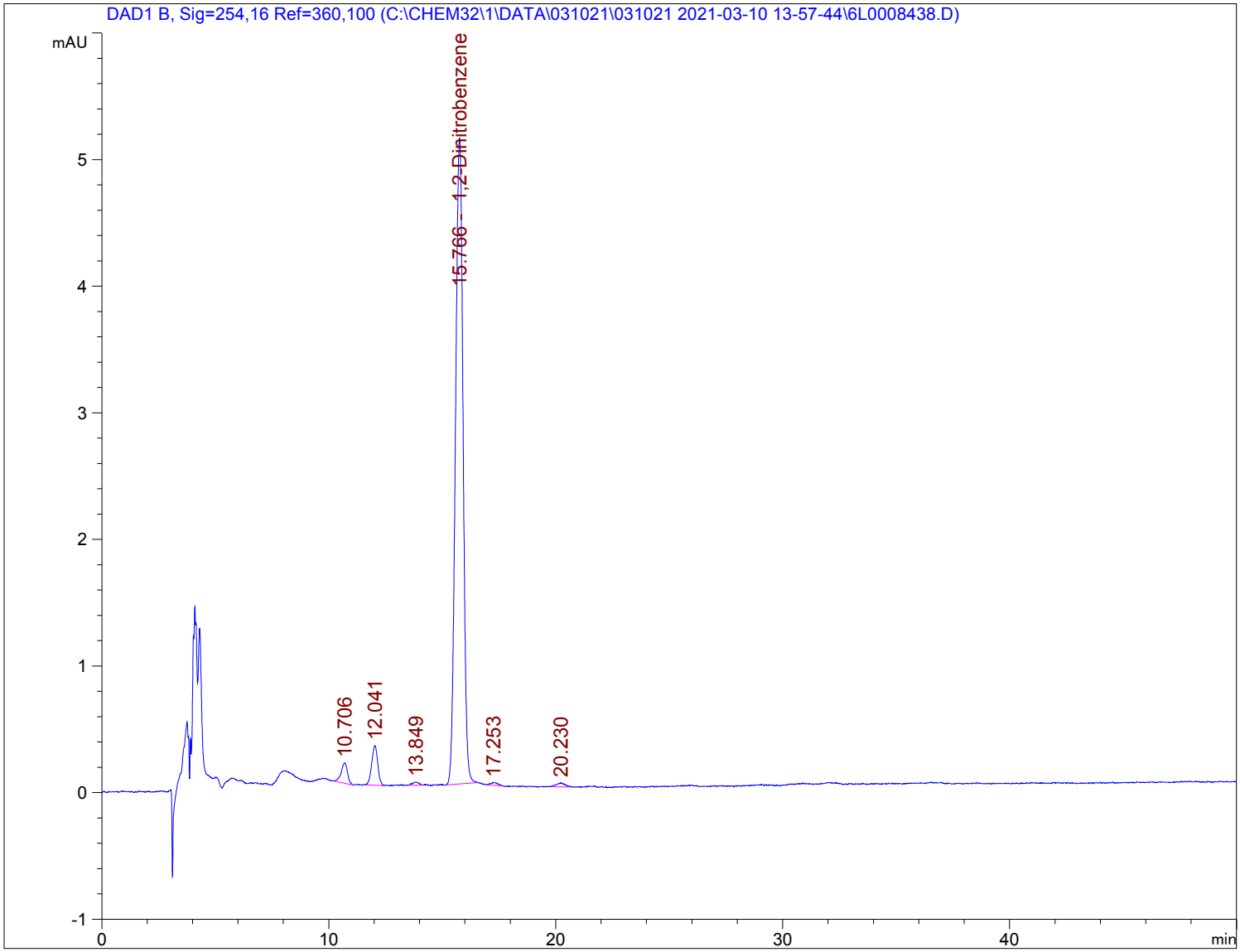

Data File C:\CHEM32\1\DATA\031021\031021 2021-03-10 13-57-44\6L0008438.D
Sample Name: B1C0516-BLK2

==========

Acq. Operator : JWR
Seq. Line : 2
Acq. Instrument : HPLC6
Location : 2
Injection Date : 3/10/2021 3:44:19 PM
Inj : 1
Inj Volume : 100.000 µl
Acq. Method : C:\Chem32\1\Data\031021\031021 2021-03-10 13-57-44\8330.M
Last changed : 3/10/2021 1:57:44 PM by JWR
Analysis Method : C:\CHEM32\1\METHODS\8330DATA.M
Last changed : 3/11/2021 10:31:23 AM by JWR
Method Info : OVD-SOP#HPLC02 : 8330 Calibration 23-MAY-2020

Sample Info : 1 (Surr 500ppb "OC")

==========

==========

External Standard Report

==========

Sorted By : Signal
Calib. Data Modified : 3/10/2021 3:35:02 PM
Multiplier : 1.0000
Dilution : 1.0000
Do not use Multiplier & Dilution Factor with ISTDs

Signal 1: DAD1 B, Sig=254,16 Ref=360,100

RetTime [min]	Type	Area [mAU*s]	Amt/Area	Amount [ug/L]	Grp	Name
8.385		-	-	-		HMX
12.720		-	-	-		RDX
13.358		-	-	-		1,3,5-Trinitrobenzene
15.766	BB	118.03677	3.62082	427.39017		1,2-Dinitrobenzene
16.587		-	-	-		1,3-Dinitrobenzene
17.800		-	-	-		Nitrobenzene
21.870		-	-	-		2,4,6-Trinitrotoluene
22.645		-	-	-		Tetryl
25.458		-	-	-		2,6-Dinitrotoluene
26.794		-	-	-		2,4-Dinitrotoluene
28.969		-	-	-		2-Nitrotoluene
31.586		-	-	-		4-Nitrotoluene
33.877		-	-	-		3-Nitrotoluene
34.786		-	-	-		4-Amino-2,6-Dinitrotoluene
37.355		-	-	-		2-Amino-4,6-Dinitrotoluene

Totals : 427.39017

1 Warnings or Errors :

Warning : Calibrated compound(s) not found

==========

*** End of Report ***

Data File C:\CHEM32\1\DATA\030921\030921 2021-03-09 15-59-18\5L027795.D
Sample Name: B1C0516-BS1

==========

Acq. Operator : JWR
Seq. Line : 3
Acq. Instrument : HPLC5
Location : Vial 3
Injection Date : 3/9/2021 5:31:56 PM
Inj : 1
Inj Volume : 100 µl
Acq. Method : C:\Chem32\1\DATA\030921\030921 2021-03-09 15-59-18\8330PLUS-PETN.M
Last changed : 3/9/2021 3:58:59 PM by JWR
Analysis Method : C:\CHEM32\1\METHODS\8330PLUS-PETNDA.M
Last changed : 3/10/2021 9:52:02 AM by JWR
Method Info : OVD-SOP#HPLC02: 8330PLUS-PETN Calibration 02/16/2021

Sample Info : 1 (500ppb "OC")

==========

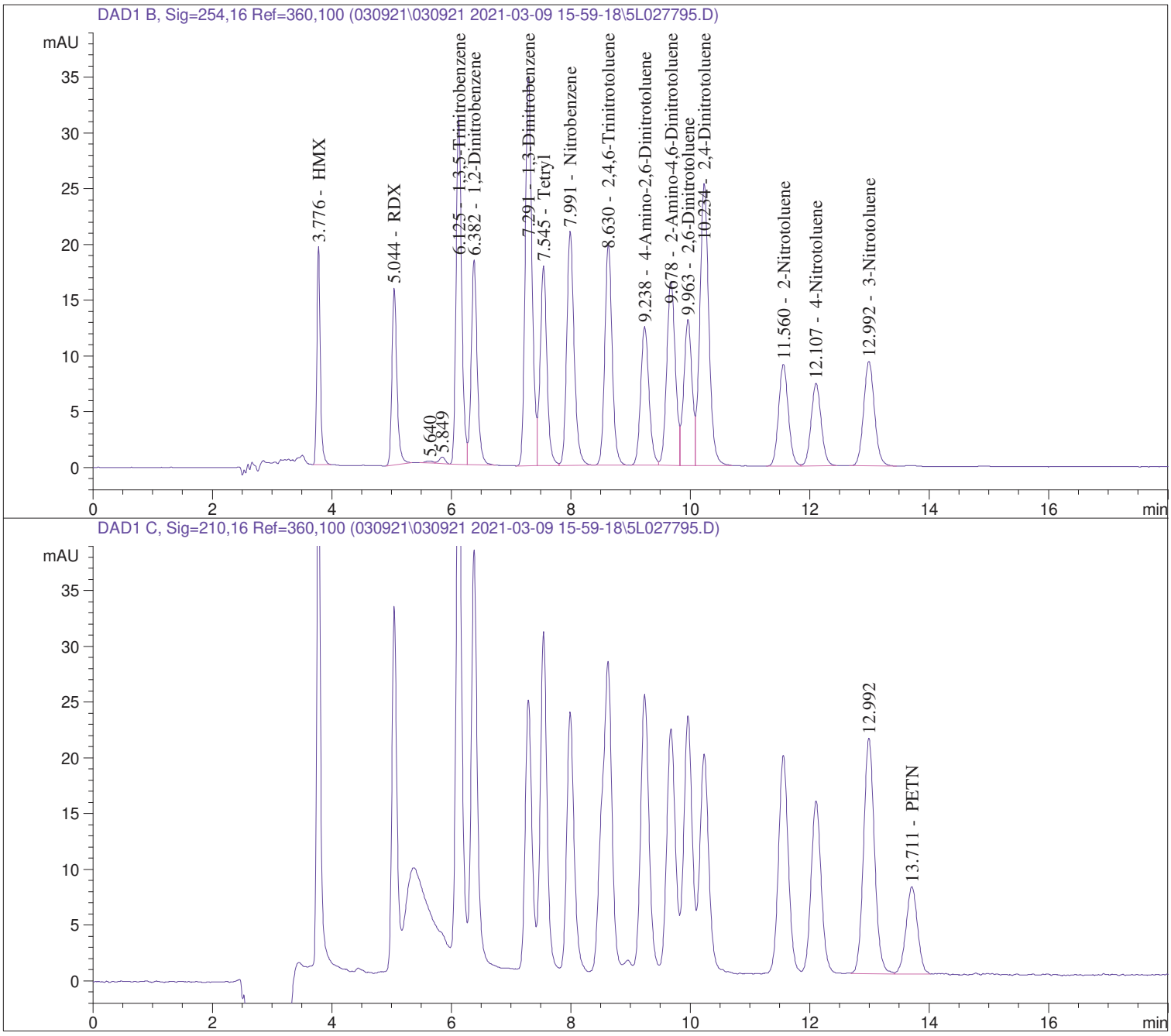

Data File C:\CHEM32\1\DATA\030921\030921 2021-03-09 15-59-18\5L027795.D
Sample Name: B1C0516-BS1

==========

Acq. Operator : JWR
Seq. Line : 3
Acq. Instrument : HPLC5
Location : Vial 3
Injection Date : 3/9/2021 5:31:56 PM
Inj : 1
Inj Volume : 100 µl
Acq. Method : C:\Chem32\1\DATA\030921\030921 2021-03-09 15-59-18\8330PLUS-PETN.M
Last changed : 3/9/2021 3:58:59 PM by JWR
Analysis Method : C:\CHEM32\1\METHODS\8330PLUS-PETNDA.M
Last changed : 3/10/2021 9:52:02 AM by JWR
Method Info : OVD-SOP#HPLC02: 8330PLUS-PETN Calibration 02/16/2021

Sample Info : 1 (500ppb "OC")

==========

==========

External Standard Report

==========

Sorted By : Signal
Calib. Data Modified : 3/9/2021 5:36:24 PM
Multiplier : 1.0000
Dilution : 1.0000
Use Multiplier & Dilution Factor with ISTDs

Signal 1: DAD1 B, Sig=254,16 Ref=360,100

RetTime [min]	Type	Area [mAU*s]	Amt/Area	Amount [ug/L]	Grp	Name
3.776	BBA	79.18959	6.23073	493.40925		HMX
5.044	BBA	92.56750	5.19757	481.12591		RDX
6.125	VV	200.14552	2.64755	529.89603		1,3,5-Trinitrobenzene
6.382	VBA	128.15469	3.60177	461.58341		1,2-Dinitrobenzene
7.291	VV	270.85388	1.78221	482.71734		1,3-Dinitrobenzene
7.545	VV	142.04750	3.19530	453.88432		Tetryl
7.991	VV	180.92458	2.63642	476.99389		Nitrobenzene
8.630	VF	170.24583	2.55855	435.58275		2,4,6-Trinitrotoluene
9.238	VV	120.53613	4.40783	531.30248		4-Amino-2,6-Dinitrotoluene
9.678	VV	166.12009	3.07520	510.85319		2-Amino-4,6-Dinitrotoluene
9.963	VV	126.70757	3.84659	487.39239		2,6-Dinitrotoluene
10.234	VBA	265.76233	1.81419	482.14401		2,4-Dinitrotoluene
11.560	BV	103.35999	4.59437	474.87455		2-Nitrotoluene
12.107	VBA	87.23548	5.46734	476.94568		4-Nitrotoluene
12.992	BBA	119.35832	4.07145	485.96128		3-Nitrotoluene

Totals : 7264.66646

Data File C:\CHEM32\1\DATA\030921\030921 2021-03-09 15-59-18\5L027795.D
Sample Name: B1C0516-BS1

==========

Acq. Operator : JWR
Seq. Line : 3
Acq. Instrument : HPLC5
Location : Vial 3
Injection Date : 3/9/2021 5:31:56 PM
Inj : 1
Inj Volume : 100 µl
Acq. Method : C:\Chem32\1\DATA\030921\030921 2021-03-09 15-59-18\8330PLUS-PETN.M
Last changed : 3/9/2021 3:58:59 PM by JWR
Analysis Method : C:\CHEM32\1\METHODS\8330PLUS-PETNDA.M
Last changed : 3/10/2021 9:52:02 AM by JWR
Method Info : OVD-SOP#HPLC02: 8330PLUS-PETN Calibration 02/16/2021

Sample Info : 1 (500ppb "OC")

==========

Signal 2: DAD1 C, Sig=210,16 Ref=360,100

RetTime [min]	Type	Area [mAU*s]	Amt/Area	Amount [ug/L]	Grp	Name
13.711	VBA	104.68329	4.06770	425.81983		PETN

Totals : 425.81983

1 Warnings or Errors :

Warning : Calibration warnings (see calibration table listing)

==========

*** End of Report ***

Data File C:\CHEM32\1\DATA\031021\031021 2021-03-10 13-57-44\6L0008439.D
Sample Name: B1C0516-BS2

==========

Acq. Operator : JWR
Seq. Line : 3
Acq. Instrument : HPLC6
Location : 3
Injection Date : 3/10/2021 5:17:08 PM
Inj : 1
Inj Volume : 100.000 µl
Acq. Method : C:\Chem32\1\Data\031021\031021 2021-03-10 13-57-44\8330.M
Last changed : 3/10/2021 1:57:44 PM by JWR
Analysis Method : C:\CHEM32\1\METHODS\8330DATA.M
Last changed : 3/11/2021 10:09:44 AM by JWR
Method Info : OVD-SOP#HPLC02 : 8330 Calibration 23-MAY-2020

Sample Info : 1 (500ppb "OC")

==========

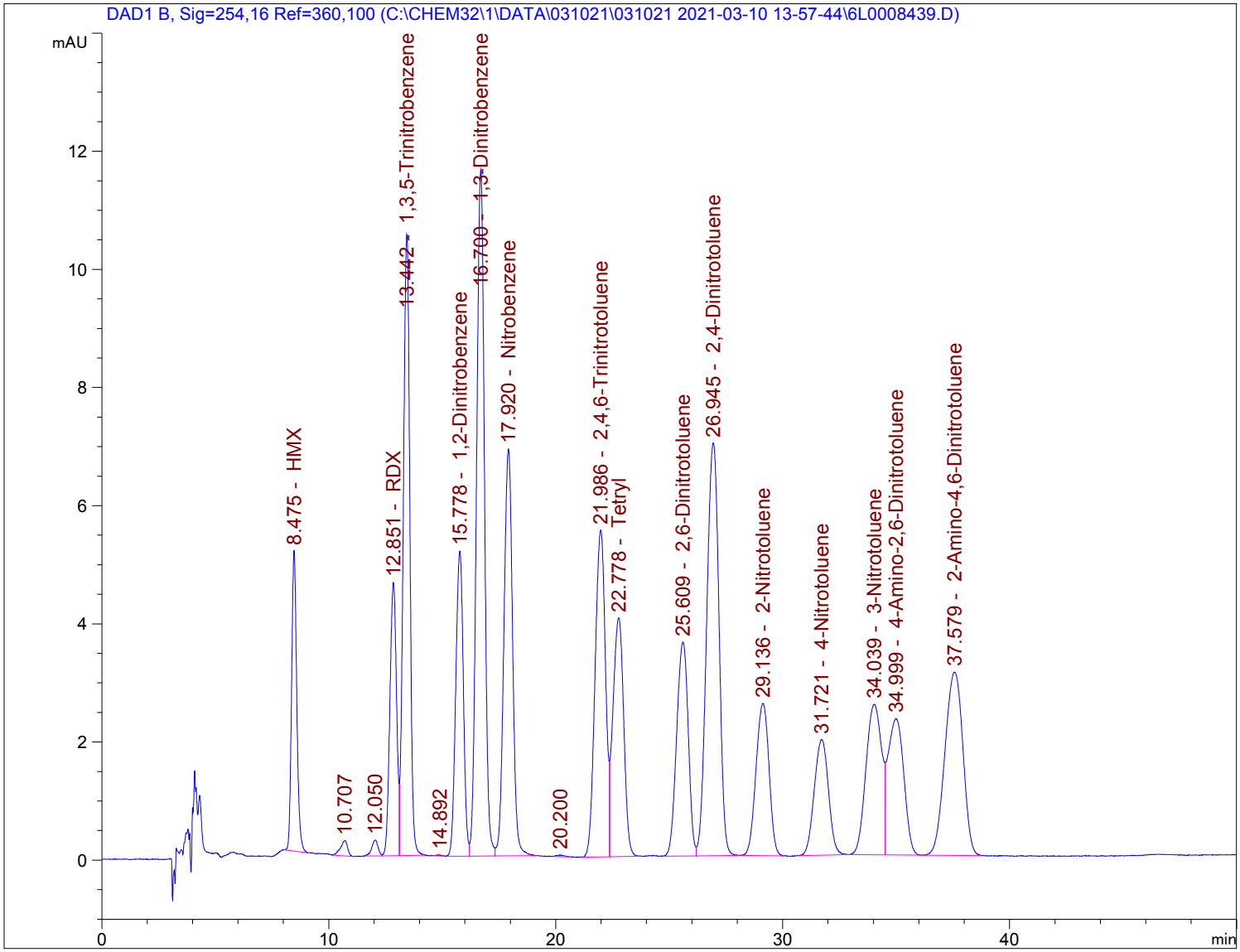

Data File C:\CHEM32\1\DATA\031021\031021 2021-03-10 13-57-44\6L0008439.D
Sample Name: B1C0516-BS2

==========

Acq. Operator : JWR
Seq. Line : 3
Acq. Instrument : HPLC6
Location : 3
Injection Date : 3/10/2021 5:17:08 PM
Inj : 1
Inj Volume : 100.000 µl
Acq. Method : C:\Chem32\1\Data\031021\031021 2021-03-10 13-57-44\8330.M
Last changed : 3/10/2021 1:57:44 PM by JWR
Analysis Method : C:\CHEM32\1\METHODS\8330DATA.M
Last changed : 3/11/2021 10:09:44 AM by JWR
Method Info : OVD-SOP#HPLC02 : 8330 Calibration 23-MAY-2020

Sample Info : 1 (500ppb "OC")

==========

==========

External Standard Report

==========

Sorted By : Signal
Calib. Data Modified : 3/10/2021 3:35:02 PM
Multiplier : 1.0000
Dilution : 1.0000
Do not use Multiplier & Dilution Factor with ISTDs

Signal 1: DAD1 B, Sig=254,16 Ref=360,100

RetTime [min]	Type	Area [mAU*s]	Amt/Area	Amount [ug/L]	Grp	Name
8.475	BBA	80.17535	5.81193	465.97349		HMX
12.851	VV	94.08173	4.97077	467.65818		RDX
13.442	VBA	211.66924	2.34597	496.56954		1,3,5-Trinitrobenzene
15.778	BV	119.71277	3.62086	433.46369		1,2-Dinitrobenzene
16.700	VV	283.54282	1.62980	462.11684		1,3-Dinitrobenzene
17.920	VBA	182.68762	2.52505	461.29601		Nitrobenzene
21.986	BV	176.22710	2.39539	422.13195		2,4,6-Trinitrotoluene
22.778	VBA	134.81288	3.17149	427.55708		Tetryl
25.609	VV	129.20306	3.76723	486.73749		2,6-Dinitrotoluene
26.945	VV	263.60159	1.83281	483.13141		2,4-Dinitrotoluene
29.136	VF	103.15058	4.55481	469.83100		2-Nitrotoluene
31.721	BV	85.38252	5.41761	462.56934		4-Nitrotoluene
34.039	VV	123.80417	3.99043	494.03225		3-Nitrotoluene
34.999	VV	112.36417	4.20242	472.20165		4-Amino-2,6-Dinitrotoluene
37.579	VBA	171.30064	2.76084	472.93448		2-Amino-4,6-Dinitrotoluene

Totals : 6978.20440

==========

*** End of Report ***

Data File C:\CHEM32\1\DATA\030921\030921 2021-03-09 15-59-18\5L027796.D
Sample Name: B1C0516-BSD1

==========

Acq. Operator : JWR
Seq. Line : 4
Acq. Instrument : HPLC5
Location : Vial 4
Injection Date : 3/9/2021 6:10:06 PM
Inj : 1
Inj Volume : 100 µl
Acq. Method : C:\Chem32\1\DATA\030921\030921 2021-03-09 15-59-18\8330PLUS-PETN.M
Last changed : 3/9/2021 3:58:59 PM by JWR
Analysis Method : C:\CHEM32\1\METHODS\8330PLUS-PETNDA.M
Last changed : 3/10/2021 10:09:07 AM by JWR
Method Info : OVD-SOP#HPLC02: 8330PLUS-PETN Calibration 02/16/2021

Sample Info : 1 (500ppb "OC")

==========

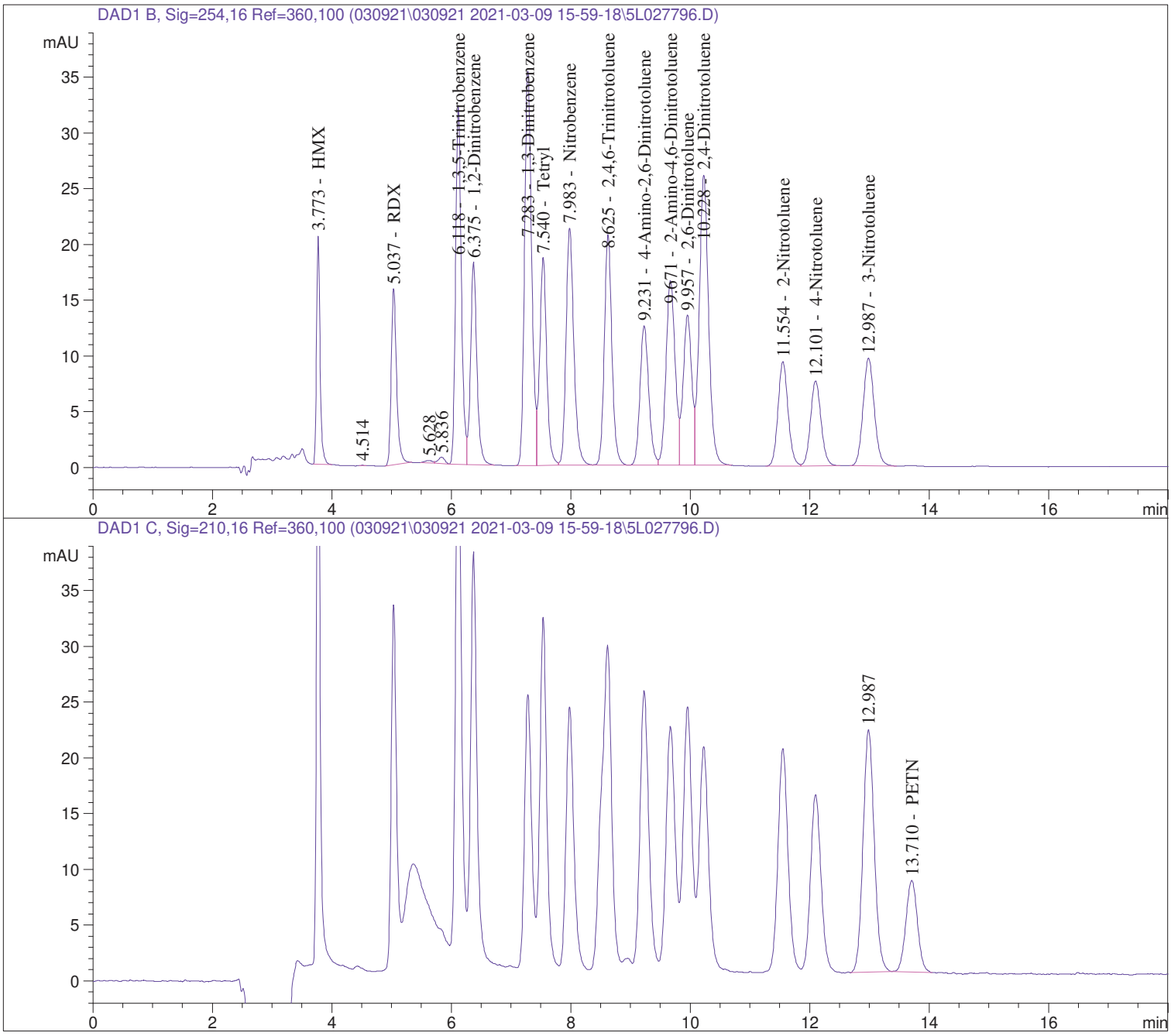

Data File C:\CHEM32\1\DATA\030921\030921 2021-03-09 15-59-18\5L027796.D
Sample Name: B1C0516-BSD1

==========

Acq. Operator : JWR
Seq. Line : 4
Acq. Instrument : HPLC5
Location : Vial 4
Injection Date : 3/9/2021 6:10:06 PM
Inj : 1
Inj Volume : 100 µl
Acq. Method : C:\Chem32\1\DATA\030921\030921 2021-03-09 15-59-18\8330PLUS-PETN.M
Last changed : 3/9/2021 3:58:59 PM by JWR
Analysis Method : C:\CHEM32\1\METHODS\8330PLUS-PETNDA.M
Last changed : 3/10/2021 10:09:07 AM by JWR
Method Info : OVD-SOP#HPLC02: 8330PLUS-PETN Calibration 02/16/2021

Sample Info : 1 (500ppb "OC")

==========

==========

External Standard Report

==========

Sorted By : Signal
Calib. Data Modified : 3/9/2021 5:36:24 PM
Multiplier : 1.0000
Dilution : 1.0000
Use Multiplier & Dilution Factor with ISTDs

Signal 1: DAD1 B, Sig=254,16 Ref=360,100

RetTime [min]	Type	Area [mAU*s]	Amt/Area	Amount [ug/L]	Grp	Name
3.773	BBA	84.54832	6.23244	526.94190		HMX
5.037	BBA	99.20913	5.19149	515.04345		RDX
6.118	VV	213.85252	2.64761	566.19747		1,3,5-Trinitrobenzene
6.375	VBA	134.08817	3.60176	482.95340		1,2-Dinitrobenzene
7.283	VV	289.75668	1.78232	516.43830		1,3-Dinitrobenzene
7.540	VV	152.43033	3.19538	487.07351		Tetryl
7.983	VV	193.76923	2.63649	510.87017		Nitrobenzene
8.625	VV	182.08801	2.55885	465.93620		2,4,6-Trinitrotoluene
9.231	VV	127.83878	4.40816	563.53329		4-Amino-2,6-Dinitrotoluene
9.671	VV	176.04498	3.07523	541.37875		2-Amino-4,6-Dinitrotoluene
9.957	VV	135.17523	3.84735	520.06616		2,6-Dinitrotoluene
10.228	VBA	285.15518	1.81439	517.38136		2,4-Dinitrotoluene
11.554	BV	109.84638	4.59474	504.71532		2-Nitrotoluene
12.101	VBA	93.31062	5.46746	510.17168		4-Nitrotoluene
12.987	BBA	126.68353	4.07152	515.79413		3-Nitrotoluene

Totals : 7744.49507

Data File C:\CHEM32\1\DATA\030921\030921 2021-03-09 15-59-18\5L027796.D
Sample Name: B1C0516-BSD1

==========

Acq. Operator : JWR
Seq. Line : 4
Acq. Instrument : HPLC5
Location : Vial 4
Injection Date : 3/9/2021 6:10:06 PM
Inj : 1
Inj Volume : 100 µl
Acq. Method : C:\Chem32\1\DATA\030921\030921 2021-03-09 15-59-18\8330PLUS-PETN.M
Last changed : 3/9/2021 3:58:59 PM by JWR
Analysis Method : C:\CHEM32\1\METHODS\8330PLUS-PETNDA.M
Last changed : 3/10/2021 10:09:07 AM by JWR
Method Info : OVD-SOP#HPLC02: 8330PLUS-PETN Calibration 02/16/2021

Sample Info : 1 (500ppb "OC")

==========

Signal 2: DAD1 C, Sig=210,16 Ref=360,100

RetTime [min]	Type	Area [mAU*s]	Amt/Area	Amount [ug/L]	Grp	Name
13.710	VBA	110.59073	4.06792	449.87396		PETN

Totals : 449.87396

1 Warnings or Errors :

Warning : Calibration warnings (see calibration table listing)

==========

*** End of Report ***

Data File C:\CHEM32\1\DATA\031021\031021 2021-03-10 13-57-44\6L0008440.D
Sample Name: B1C0516-BSD2

==========

Acq. Operator : JWR
Seq. Line : 4
Acq. Instrument : HPLC6
Location : 4
Injection Date : 3/10/2021 6:49:59 PM
Inj : 1
Inj Volume : 100.000 µl
Acq. Method : C:\Chem32\1\Data\031021\031021 2021-03-10 13-57-44\8330.M
Last changed : 3/10/2021 1:57:44 PM by JWR
Analysis Method : C:\CHEM32\1\METHODS\8330DATA.M
Last changed : 3/11/2021 9:58:17 AM by JWR
Method Info : OVD-SOP#HPLC02 : 8330 Calibration 23-MAY-2020

Sample Info : 1 (500ppb "OC")

==========

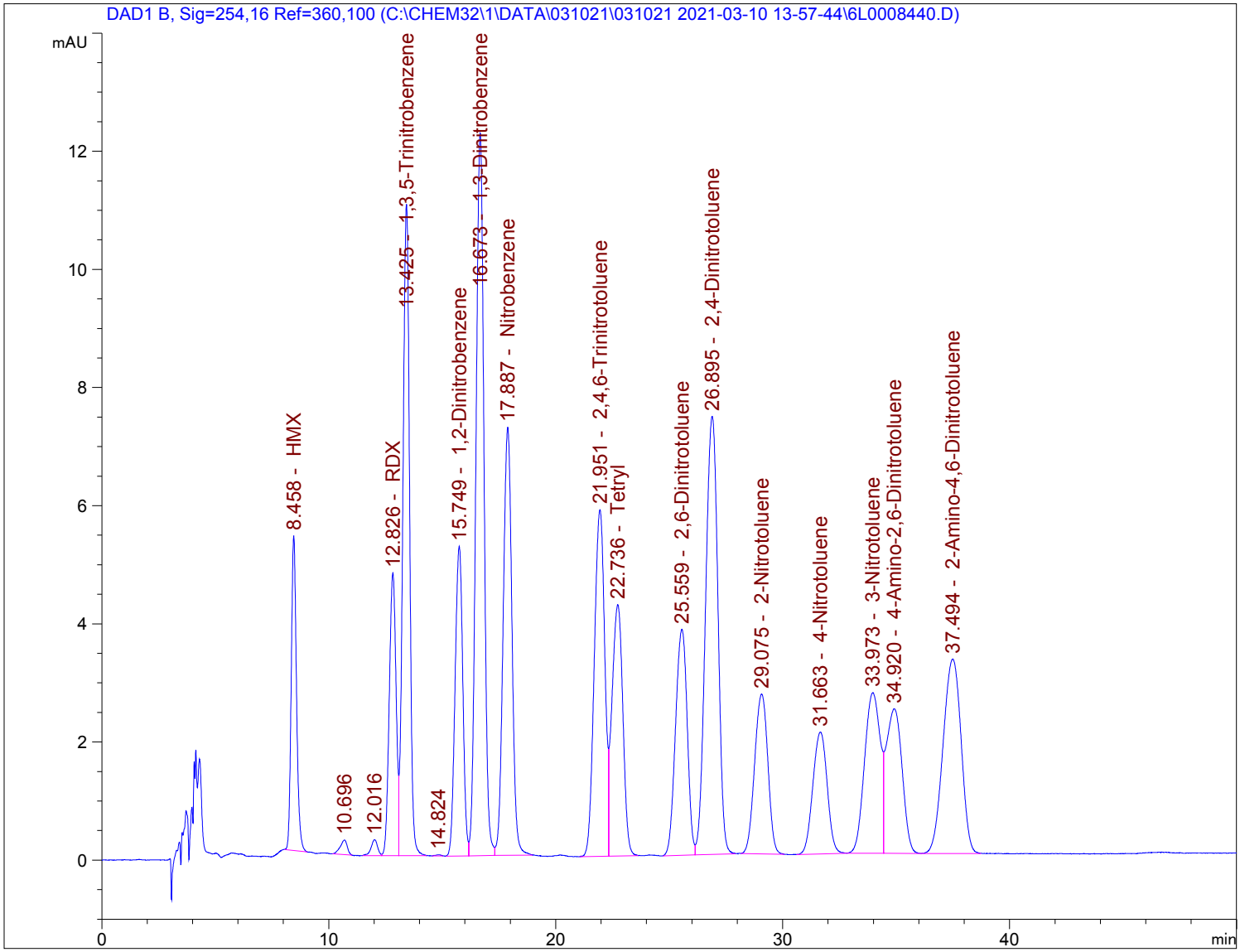

Data File C:\CHEM32\1\DATA\031021\031021 2021-03-10 13-57-44\6L0008440.D
Sample Name: B1C0516-BSD2

==========

Acq. Operator : JWR
Seq. Line : 4
Acq. Instrument : HPLC6
Location : 4
Injection Date : 3/10/2021 6:49:59 PM
Inj : 1
Inj Volume : 100.000 µl
Acq. Method : C:\Chem32\1\Data\031021\031021 2021-03-10 13-57-44\8330.M
Last changed : 3/10/2021 1:57:44 PM by JWR
Analysis Method : C:\CHEM32\1\METHODS\8330DATA.M
Last changed : 3/11/2021 9:58:17 AM by JWR
Method Info : OVD-SOP#HPLC02 : 8330 Calibration 23-MAY-2020

Sample Info : 1 (500ppb "OC")

==========

==========

External Standard Report

==========

Sorted By : Signal
Calib. Data Modified : 3/10/2021 3:35:02 PM
Multiplier : 1.0000
Dilution : 1.0000
Do not use Multiplier & Dilution Factor with ISTDs

Signal 1: DAD1 B, Sig=254,16 Ref=360,100

RetTime [min]	Type	Area [mAU*s]	Amt/Area	Amount [ug/L]	Grp	Name
8.458	BBA	85.52786	5.81305	497.17814		HMX
12.826	VV	100.44674	4.97204	499.42527		RDX
13.425	VBA	226.83852	2.34603	532.16922		1,3,5-Trinitrobenzene
15.749	BV	123.68758	3.62096	447.86767		1,2-Dinitrobenzene
16.673	VV	302.65970	1.62978	493.27022		1,3-Dinitrobenzene
17.887	VBA	194.11818	2.52488	490.12465		Nitrobenzene
21.951	BV	188.62050	2.39567	451.87216		2,4,6-Trinitrotoluene
22.736	VV	143.20280	3.17090	454.08135		Tetryl
25.559	BV	137.49316	3.76737	517.98742		2,6-Dinitrotoluene
26.895	VBA	281.29031	1.83294	515.58758		2,4-Dinitrotoluene
29.075	BF	109.82685	4.55521	500.28444		2-Nitrotoluene
31.663	BV	90.53437	5.41750	490.47003		4-Nitrotoluene
33.973	VV	132.45758	3.99072	528.60145		3-Nitrotoluene
34.920	VV	118.75773	4.20234	499.06038		4-Amino-2,6-Dinitrotoluene
37.494	VF	181.96942	2.76094	502.40586		2-Amino-4,6-Dinitrotoluene

Totals : 7420.38583

==========

*** End of Report ***

Data File C:\CHEM32\1\DATA\031221\031221 2021-03-12 16-43-12\5L027805.D
Sample Name: B1C0704-BLK1

==========

Acq. Operator : JWR
Seq. Line : 2
Acq. Instrument : HPLC5
Location : Vial 2
Injection Date : 3/12/2021 5:22:50 PM
Inj : 1
Inj Volume : 100 µl
Acq. Method : C:\Chem32\1\DATA\031221\031221 2021-03-12 16-43-12\8330PLUS-PETN.M
Last changed : 3/12/2021 4:43:06 PM by JWR
Analysis Method : C:\CHEM32\1\METHODS\8330PLUS-PETNDA.M
Last changed : 3/16/2021 6:05:56 PM by JWR
Method Info : OVD-SOP#HPLC02: 8330PLUS-PETN Calibration 02/16/2021

Sample Info : 1 (Surr 250ppb "OC")

==========

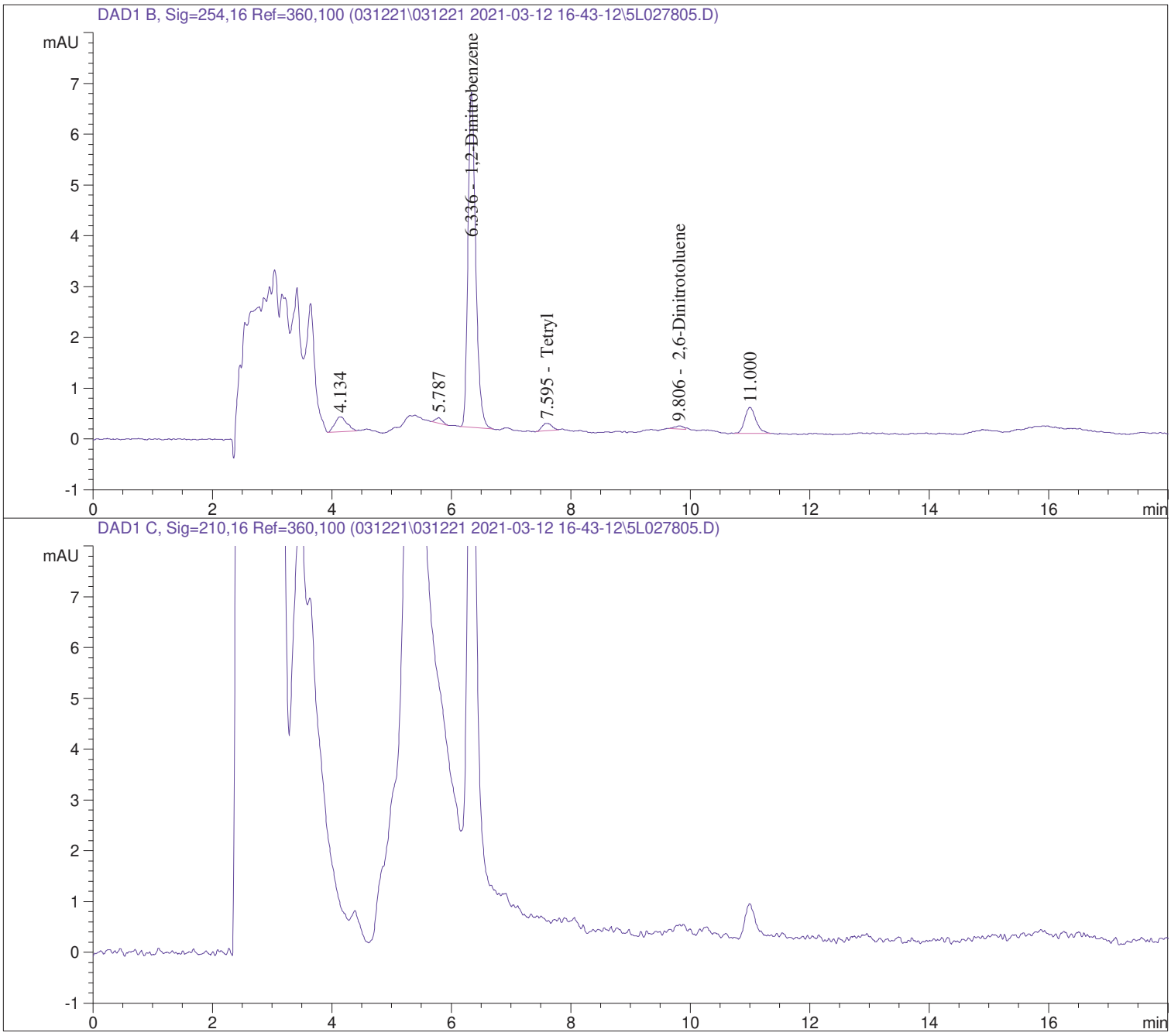

Data File C:\CHEM32\1\DATA\031221\031221 2021-03-12 16-43-12\5L027805.D
Sample Name: B1C0704-BLK1

==========

Acq. Operator : JWR Seq. Line : 2
Acq. Instrument : HPLC5 Location : Vial 2
Injection Date : 3/12/2021 5:22:50 PM Inj : 1
Inj Volume : 100 µl
Acq. Method : C:\Chem32\1\DATA\031221\031221 2021-03-12 16-43-12\8330PLUS-PETN.M
Last changed : 3/12/2021 4:43:06 PM by JWR
Analysis Method : C:\CHEM32\1\METHODS\8330PLUS-PETNDA.M
Last changed : 3/16/2021 6:05:56 PM by JWR
Method Info : OVD-SOP#HPLC02: 8330PLUS-PETN Calibration 02/16/2021

Sample Info : 1 (Surr 250ppb "OC")

==========

==========

External Standard Report

==========

Sorted By : Signal
Calib. Data Modified : 3/16/2021 6:00:18 PM
Multiplier : 1.0000
Dilution : 1.0000
Use Multiplier & Dilution Factor with ISTDs

Signal 1: DAD1 B, Sig=254,16 Ref=360,100

RetTime [min]	Type	Area [mAU*s]	Amt/Area	Amount [ug/L]	Grp	Name
3.756		-	-	-		HMX
4.992		-	-	-		RDX
6.079		-	-	-		1,3,5-Trinitrobenzene
6.336	VBA	59.42957	3.60196	214.06302		1,2-Dinitrobenzene
7.231		-	-	-		1,3-Dinitrobenzene
7.595	BV	1.66304	3.09001	5.13882		Tetryl
7.930		-	-	-		Nitrobenzene
8.575		-	-	-		2,4,6-Trinitrotoluene
9.162		-	-	-		4-Amino-2,6-Dinitrotoluene
9.597		-	-	-		2-Amino-4,6-Dinitrotoluene
9.806	BV	6.93366e-1	1.65509	1.14758		2,6-Dinitrotoluene
10.157		-	-	-		2,4-Dinitrotoluene
11.486		-	-	-		2-Nitrotoluene
12.034		-	-	-		4-Nitrotoluene
12.917		-	-	-		3-Nitrotoluene

Totals : 220.34942

Data File C:\CHEM32\1\DATA\031221\031221 2021-03-12 16-43-12\5L027805.D
Sample Name: B1C0704-BLK1

==========

Acq. Operator : JWR Seq. Line : 2
Acq. Instrument : HPLC5 Location : Vial 2
Injection Date : 3/12/2021 5:22:50 PM Inj : 1
Inj Volume : 100 µl
Acq. Method : C:\Chem32\1\DATA\031221\031221 2021-03-12 16-43-12\8330PLUS-PETN.M
Last changed : 3/12/2021 4:43:06 PM by JWR
Analysis Method : C:\CHEM32\1\METHODS\8330PLUS-PETNDA.M
Last changed : 3/16/2021 6:05:56 PM by JWR
Method Info : OVD-SOP#HPLC02: 8330PLUS-PETN Calibration 02/16/2021

Sample Info : 1 (Surr 250ppb "OC")

==========

Signal 2: DAD1 C, Sig=210,16 Ref=360,100

RetTime [min]	Type	Area [mAU*s]	Amt/Area	Amount [ug/L]	Grp	Name
13.644		-	-	-		PETN

Totals : 0.00000

2 Warnings or Errors :

Warning : Calibration warnings (see calibration table listing)
Warning : Calibrated compound(s) not found

==========

*** End of Report ***

Data File C:\CHEM32\1\DATA\031221\031221 2021-03-12 16-43-12\5L027806.D
Sample Name: B1C0704-BLK2

==========

Acq. Operator : JWR
Seq. Line : 3
Acq. Instrument : HPLC5
Location : Vial 3
Injection Date : 3/12/2021 5:45:59 PM
Inj : 1
Inj Volume : 100 µl
Acq. Method : C:\Chem32\1\DATA\031221\031221 2021-03-12 16-43-12\8330PLUS-PETN.M
Last changed : 3/12/2021 4:43:06 PM by JWR
Analysis Method : C:\CHEM32\1\METHODS\8330PLUS-PETNDA.M
Last changed : 3/16/2021 6:09:32 PM by JWR
Method Info : OVD-SOP#HPLC02: 8330PLUS-PETN Calibration 02/16/2021

Sample Info : 1 (Surr 250ppb "OC") GBLK

==========

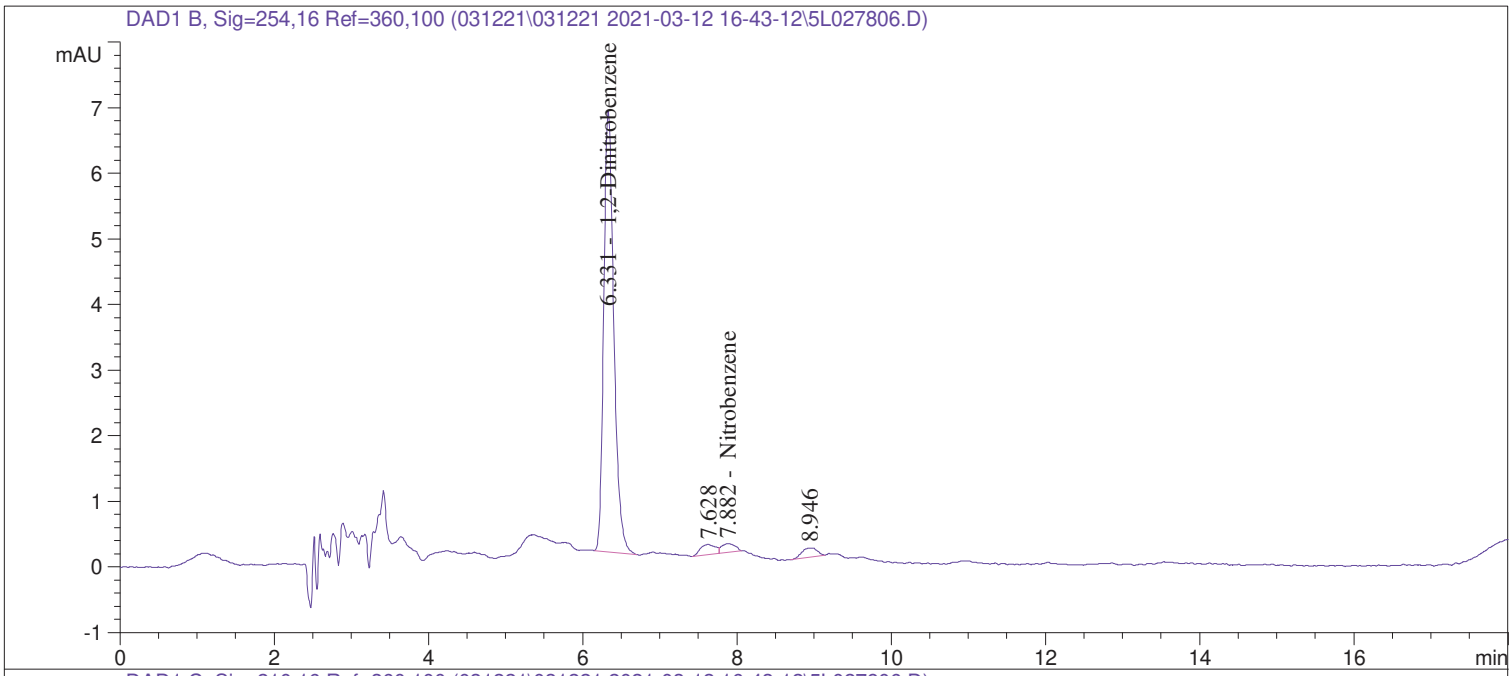

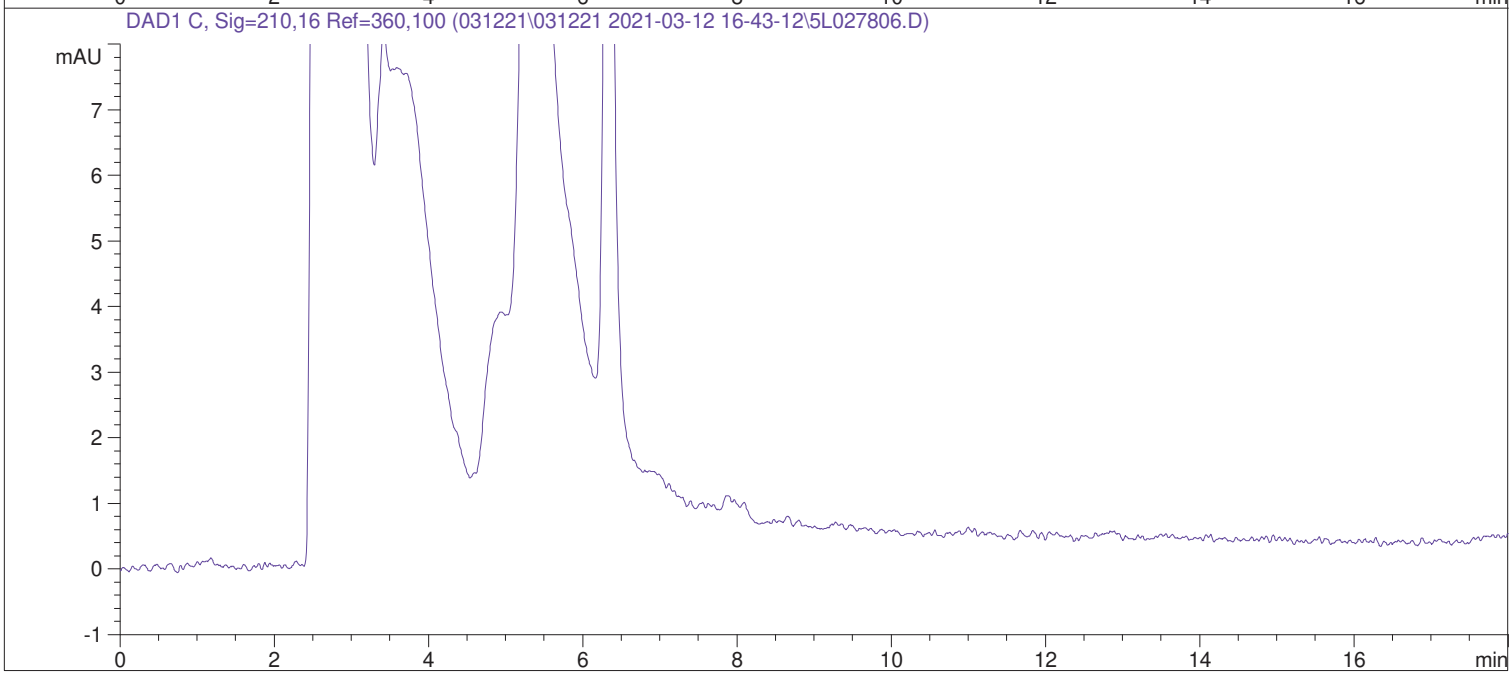

Data File C:\CHEM32\1\DATA\031221\031221 2021-03-12 16-43-12\5L027806.D
Sample Name: B1C0704-BLK2

==========

Acq. Operator : JWR
Seq. Line : 3
Acq. Instrument : HPLC5
Location : Vial 3
Injection Date : 3/12/2021 5:45:59 PM
Inj : 1
Inj Volume : 100 µl
Acq. Method : C:\Chem32\1\DATA\031221\031221 2021-03-12 16-43-12\8330PLUS-PETN.M
Last changed : 3/12/2021 4:43:06 PM by JWR
Analysis Method : C:\CHEM32\1\METHODS\8330PLUS-PETNDA.M
Last changed : 3/16/2021 6:09:32 PM by JWR
Method Info : OVD-SOP#HPLC02: 8330PLUS-PETN Calibration 02/16/2021

Sample Info : 1 (Surr 250ppb "OC") GBLK

==========

==========

External Standard Report

==========

Sorted By : Signal
Calib. Data Modified : 3/16/2021 6:00:18 PM
Multiplier : 1.0000
Dilution : 1.0000
Use Multiplier & Dilution Factor with ISTDs

Signal 1: DAD1 B, Sig=254,16 Ref=360,100

RetTime [min]	Type	Area [mAU*s]	Amt/Area	Amount [ug/L]	Grp	Name
3.756		-	-	-		HMX
4.992		-	-	-		RDX
6.079		-	-	-		1,3,5-Trinitrobenzene
6.331	BBA	61.41012	3.60195	221.19618		1,2-Dinitrobenzene
7.231		-	-	-		1,3-Dinitrobenzene
7.489		-	-	-		Tetryl
7.882	VBA	1.60935	2.52943	4.07075		Nitrobenzene
8.575		-	-	-		2,4,6-Trinitrotoluene
9.162		-	-	-		4-Amino-2,6-Dinitrotoluene
9.597		-	-	-		2-Amino-4,6-Dinitrotoluene
9.891		-	-	-		2,6-Dinitrotoluene
10.157		-	-	-		2,4-Dinitrotoluene
11.486		-	-	-		2-Nitrotoluene
12.034		-	-	-		4-Nitrotoluene
12.917		-	-	-		3-Nitrotoluene

Totals : 225.26692

Data File C:\CHEM32\1\DATA\031221\031221 2021-03-12 16-43-12\5L027806.D
Sample Name: B1C0704-BLK2

==========

Acq. Operator : JWR
Seq. Line : 3
Acq. Instrument : HPLC5
Location : Vial 3
Injection Date : 3/12/2021 5:45:59 PM
Inj : 1
Inj Volume : 100 µl
Acq. Method : C:\Chem32\1\DATA\031221\031221 2021-03-12 16-43-12\8330PLUS-PETN.M
Last changed : 3/12/2021 4:43:06 PM by JWR
Analysis Method : C:\CHEM32\1\METHODS\8330PLUS-PETNDA.M
Last changed : 3/16/2021 6:09:32 PM by JWR
Method Info : OVD-SOP#HPLC02: 8330PLUS-PETN Calibration 02/16/2021

Sample Info : 1 (Surr 250ppb "OC") GBLK

==========

Signal 2: DAD1 C, Sig=210,16 Ref=360,100

RetTime [min]	Type	Area [mAU*s]	Amt/Area	Amount [ug/L]	Grp	Name
13.644		-	-	-		PETN

Totals : 0.00000

2 Warnings or Errors :

Warning : Calibration warnings (see calibration table listing)
Warning : Calibrated compound(s) not found

==========

*** End of Report ***

Data File C:\CHEM32\1\DATA\031521\031521 2021-03-15 19-22-41\6L0008444.D
Sample Name: B1C0704-BLK3

==========

Acq. Operator : JWR
Seq. Line : 2
Acq. Instrument : HPLC6
Location : 2
Injection Date : 3/15/2021 8:18:21 PM
Inj : 1
Inj Volume : 100.000 µl
Acq. Method : C:\Chem32\1\Data\031521\031521 2021-03-15 19-22-41\8330.M
Last changed : 3/15/2021 7:22:41 PM by JWR
Analysis Method : C:\CHEM32\1\METHODS\8330DATA.M
Last changed : 3/17/2021 10:45:38 PM by JWR
Method Info : OVD-SOP#HPLC02 : 8330 Calibration 23-MAY-2020

Sample Info : 1 (Surr 250ppb "OC")

==========

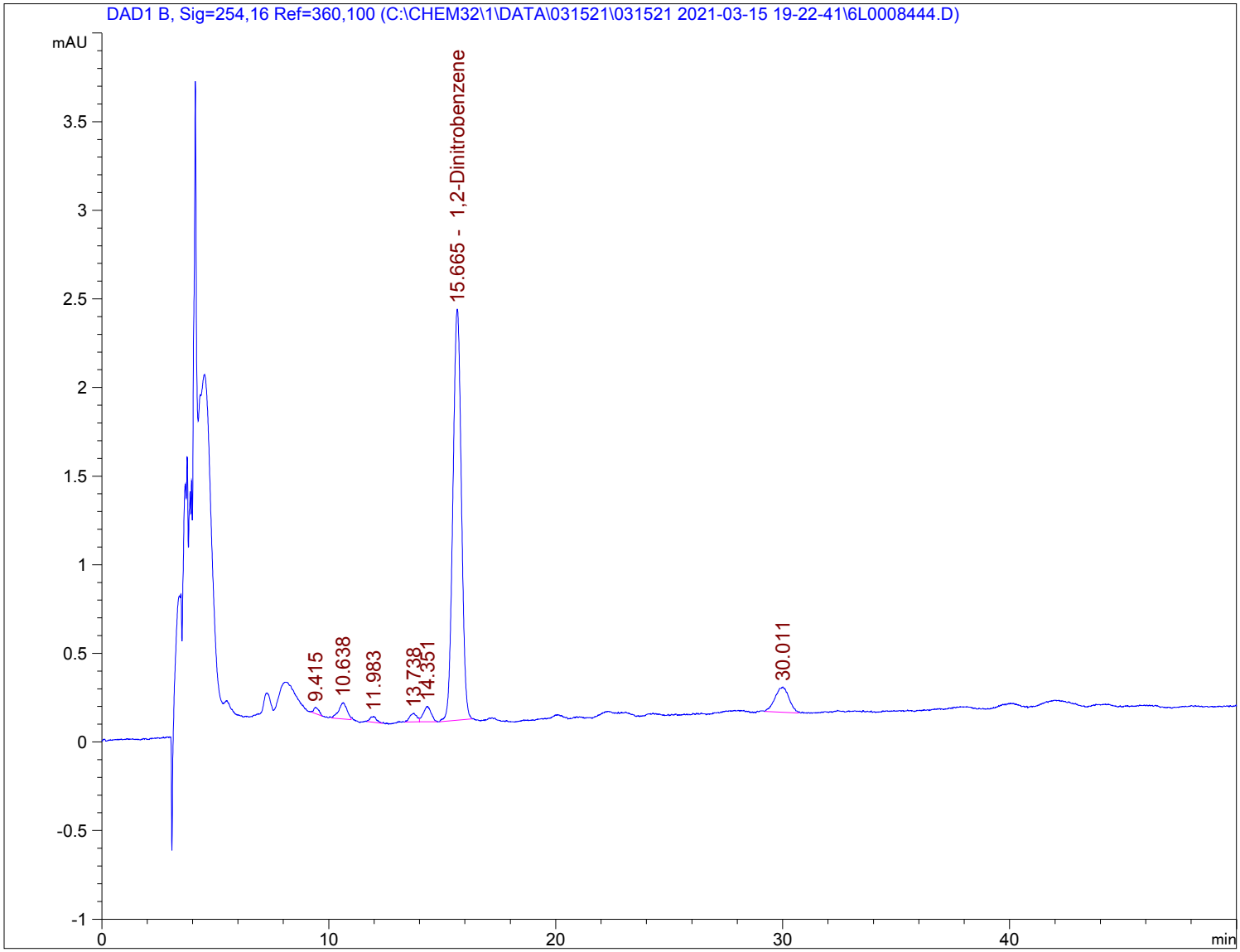

Data File C:\CHEM32\1\DATA\031521\031521 2021-03-15 19-22-41\6L0008444.D
Sample Name: B1C0704-BLK3

==========

Acq. Operator : JWR
Seq. Line : 2
Acq. Instrument : HPLC6
Location : 2
Injection Date : 3/15/2021 8:18:21 PM
Inj : 1
Inj Volume : 100.000 µl
Acq. Method : C:\Chem32\1\Data\031521\031521 2021-03-15 19-22-41\8330.M
Last changed : 3/15/2021 7:22:41 PM by JWR
Analysis Method : C:\CHEM32\1\METHODS\8330DATA.M
Last changed : 3/17/2021 10:45:38 PM by JWR
Method Info : OVD-SOP#HPLC02 : 8330 Calibration 23-MAY-2020

Sample Info : 1 (Surr 250ppb "OC")

==========

==========

External Standard Report

==========

Sorted By : Signal
Calib. Data Modified : 3/17/2021 10:41:50 PM
Multiplier : 1.0000
Dilution : 1.0000
Do not use Multiplier & Dilution Factor with ISTDs

Signal 1: DAD1 B, Sig=254,16 Ref=360,100

RetTime [min]	Type	Area [mAU*s]	Amt/Area	Amount [ug/L]	Grp	Name
8.392		-	-	-		HMX
12.732		-	-	-		RDX
13.360		-	-	-		1,3,5-Trinitrobenzene
15.665	BBA	60.25372	3.61796	217.99537		1,2-Dinitrobenzene
16.596		-	-	-		1,3-Dinitrobenzene
17.808		-	-	-		Nitrobenzene
21.859		-	-	-		2,4,6-Trinitrotoluene
22.623		-	-	-		Tetryl
25.456		-	-	-		2,6-Dinitrotoluene
26.790		-	-	-		2,4-Dinitrotoluene
28.962		-	-	-		2-Nitrotoluene
31.563		-	-	-		4-Nitrotoluene
33.864		-	-	-		3-Nitrotoluene
34.797		-	-	-		4-Amino-2,6-Dinitrotoluene
37.373		-	-	-		2-Amino-4,6-Dinitrotoluene

Totals : 217.99537

1 Warnings or Errors :

Warning : Calibrated compound(s) not found

==========

*** End of Report ***

Data File C:\CHEM32\1\DATA\031521\031521 2021-03-15 19-22-41\6L0008445.D
Sample Name: B1C0704-BLK4

==========

Acq. Operator : JWR
Seq. Line : 3
Acq. Instrument : HPLC6
Location : 3
Injection Date : 3/15/2021 9:11:11 PM
Inj : 1
Inj Volume : 100.000 µl
Acq. Method : C:\Chem32\1\Data\031521\031521 2021-03-15 19-22-41\8330.M
Last changed : 3/15/2021 7:22:41 PM by JWR
Analysis Method : C:\CHEM32\1\METHODS\8330DATA.M
Last changed : 3/17/2021 10:54:46 PM by JWR
Method Info : OVD-SOP#HPLC02 : 8330 Calibration 23-MAY-2020

Sample Info : 1 (Surr 250ppb "OC") GBLK

==========

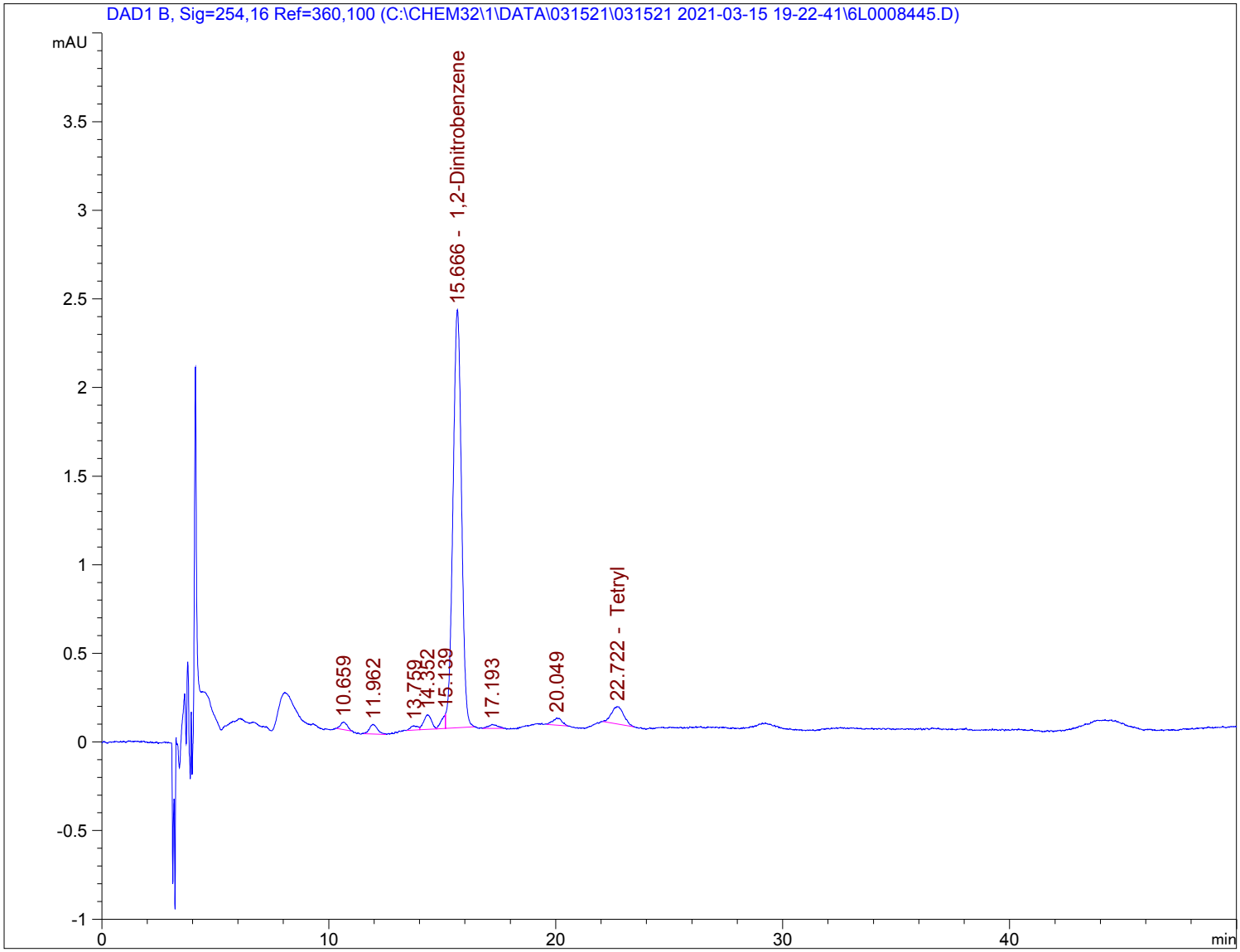

Data File C:\CHEM32\1\DATA\031521\031521 2021-03-15 19-22-41\6L0008445.D
Sample Name: B1C0704-BLK4

==========

Acq. Operator : JWR
Seq. Line : 3
Acq. Instrument : HPLC6
Location : 3
Injection Date : 3/15/2021 9:11:11 PM
Inj : 1
Inj Volume : 100.000 µl
Acq. Method : C:\Chem32\1\Data\031521\031521 2021-03-15 19-22-41\8330.M
Last changed : 3/15/2021 7:22:41 PM by JWR
Analysis Method : C:\CHEM32\1\METHODS\8330DATA.M
Last changed : 3/17/2021 10:54:46 PM by JWR
Method Info : OVD-SOP#HPLC02 : 8330 Calibration 23-MAY-2020

Sample Info : 1 (Surr 250ppb "OC") GBLK

==========

==========

External Standard Report

==========

Sorted By : Signal
Calib. Data Modified : 3/17/2021 10:41:50 PM
Multiplier : 1.0000
Dilution : 1.0000
Do not use Multiplier & Dilution Factor with ISTDs

Signal 1: DAD1 B, Sig=254,16 Ref=360,100

RetTime [min]	Type	Area [mAU*s]	Amt/Area	Amount [ug/L]	Grp	Name
8.392		-	-	-		HMX
12.732		-	-	-		RDX
13.360		-	-	-		1,3,5-Trinitrobenzene
15.666	VBA	61.77298	3.61810	223.50089		1,2-Dinitrobenzene
16.596		-	-	-		1,3-Dinitrobenzene
17.808		-	-	-		Nitrobenzene
21.859		-	-	-		2,4,6-Trinitrotoluene
22.722	BBA	3.71084	3.52626	13.08538		Tetryl
25.456		-	-	-		2,6-Dinitrotoluene
26.790		-	-	-		2,4-Dinitrotoluene
28.962		-	-	-		2-Nitrotoluene
31.563		-	-	-		4-Nitrotoluene
33.864		-	-	-		3-Nitrotoluene
34.797		-	-	-		4-Amino-2,6-Dinitrotoluene
37.373		-	-	-		2-Amino-4,6-Dinitrotoluene

Totals : 236.58626

1 Warnings or Errors :

Warning : Calibrated compound(s) not found

==========

*** End of Report ***

Data File C:\CHEM32\1\DATA\031221\031221 2021-03-12 16-43-12\5L027810.D
Sample Name: B1C0704-DUP1

==========

Acq. Operator : JWR
Seq. Line : 7
Acq. Instrument : HPLC5
Location : Vial 7
Injection Date : 3/12/2021 7:18:43 PM
Inj : 1
Inj Volume : 100 µl
Acq. Method : C:\Chem32\1\DATA\031221\031221 2021-03-12 16-43-12\8330PLUS-PETN.M
Last changed : 3/12/2021 4:43:06 PM by JWR
Analysis Method : C:\CHEM32\1\METHODS\8330PLUS-PETNDA.M
Last changed : 3/16/2021 6:14:57 PM by JWR
Method Info : OVD-SOP#HPLC02: 8330PLUS-PETN Calibration 02/16/2021

Sample Info : 1

==========

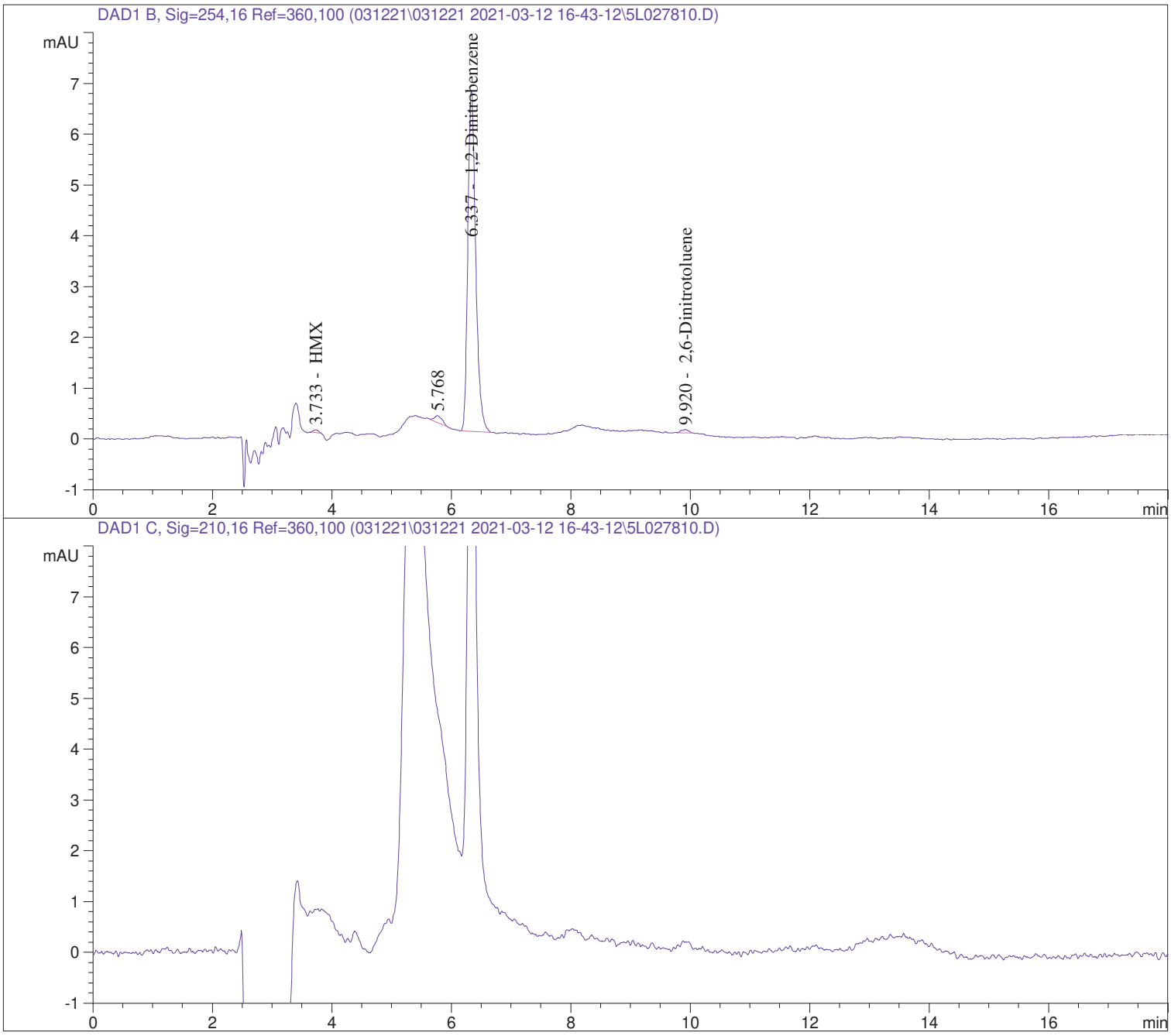

Data File C:\CHEM32\1\DATA\031221\031221 2021-03-12 16-43-12\5L027810.D
Sample Name: B1C0704-DUP1

==========

Acq. Operator : JWR Seq. Line : 7
Acq. Instrument : HPLC5 Location : Vial 7
Injection Date : 3/12/2021 7:18:43 PM Inj : 1
Inj Volume : 100 µl
Acq. Method : C:\Chem32\1\DATA\031221\031221 2021-03-12 16-43-12\8330PLUS-PETN.M
Last changed : 3/12/2021 4:43:06 PM by JWR
Analysis Method : C:\CHEM32\1\METHODS\8330PLUS-PETNDA.M
Last changed : 3/16/2021 6:14:57 PM by JWR
Method Info : OVD-SOP#HPLC02: 8330PLUS-PETN Calibration 02/16/2021

Sample Info : 1

==========

==========

External Standard Report

==========

Sorted By : Signal
Calib. Data Modified : 3/16/2021 6:00:18 PM
Multiplier : 1.0000
Dilution : 1.0000
Use Multiplier & Dilution Factor with ISTDs

Signal 1: DAD1 B, Sig=254,16 Ref=360,100

RetTime [min]	Type	Area [mAU*s]	Amt/Area	Amount [ug/L]	Grp	Name
3.733	BBA	3.45802e-1	1.10335e-1	3.81542e-2		HMX
4.992		-	-	-		RDX
6.079		-	-	-		1,3,5-Trinitrobenzene
6.337	BBA	60.85979	3.60195	219.21412		1,2-Dinitrobenzene
7.231		-	-	-		1,3-Dinitrobenzene
7.489		-	-	-		Tetryl
7.930		-	-	-		Nitrobenzene
8.575		-	-	-		2,4,6-Trinitrotoluene
9.162		-	-	-		4-Amino-2,6-Dinitrotoluene
9.597		-	-	-		2-Amino-4,6-Dinitrotoluene
9.920	VBA	6.13940e-1	1.37001	8.41101e-1		2,6-Dinitrotoluene
10.157		-	-	-		2,4-Dinitrotoluene
11.486		-	-	-		2-Nitrotoluene
12.034		-	-	-		4-Nitrotoluene
12.917		-	-	-		3-Nitrotoluene

Totals : 220.09338

Data File C:\CHEM32\1\DATA\031221\031221 2021-03-12 16-43-12\5L027810.D
Sample Name: B1C0704-DUP1

==========

Acq. Operator : JWR Seq. Line : 7
Acq. Instrument : HPLC5 Location : Vial 7
Injection Date : 3/12/2021 7:18:43 PM Inj : 1
Inj Volume : 100 µl
Acq. Method : C:\Chem32\1\DATA\031221\031221 2021-03-12 16-43-12\8330PLUS-PETN.M
Last changed : 3/12/2021 4:43:06 PM by JWR
Analysis Method : C:\CHEM32\1\METHODS\8330PLUS-PETNDA.M
Last changed : 3/16/2021 6:14:57 PM by JWR
Method Info : OVD-SOP#HPLC02: 8330PLUS-PETN Calibration 02/16/2021

Sample Info : 1

==========

Signal 2: DAD1 C, Sig=210,16 Ref=360,100

RetTime [min]	Type	Area [mAU*s]	Amt/Area	Amount [ug/L]	Grp	Name
13.644		-	-	-		PETN

Totals : 0.00000

2 Warnings or Errors :

Warning : Calibration warnings (see calibration table listing)
Warning : Calibrated compound(s) not found

==========

*** End of Report ***

Data File C:\CHEM32\1\DATA\031221\031221 2021-03-12 16-43-12\5L027811.D
Sample Name: B1C0704-DUP2

==========

Acq. Operator : JWR
Seq. Line : 8
Acq. Instrument : HPLC5
Location : Vial 8
Injection Date : 3/12/2021 7:41:53 PM
Inj : 1
Inj Volume : 100 µl
Acq. Method : C:\Chem32\1\DATA\031221\031221 2021-03-12 16-43-12\8330PLUS-PETN.M
Last changed : 3/12/2021 4:43:06 PM by JWR
Analysis Method : C:\CHEM32\1\METHODS\8330PLUS-PETNDA.M
Last changed : 3/16/2021 6:17:35 PM by JWR
Method Info : OVD-SOP#HPLC02: 8330PLUS-PETN Calibration 02/16/2021

Sample Info : 1

==========

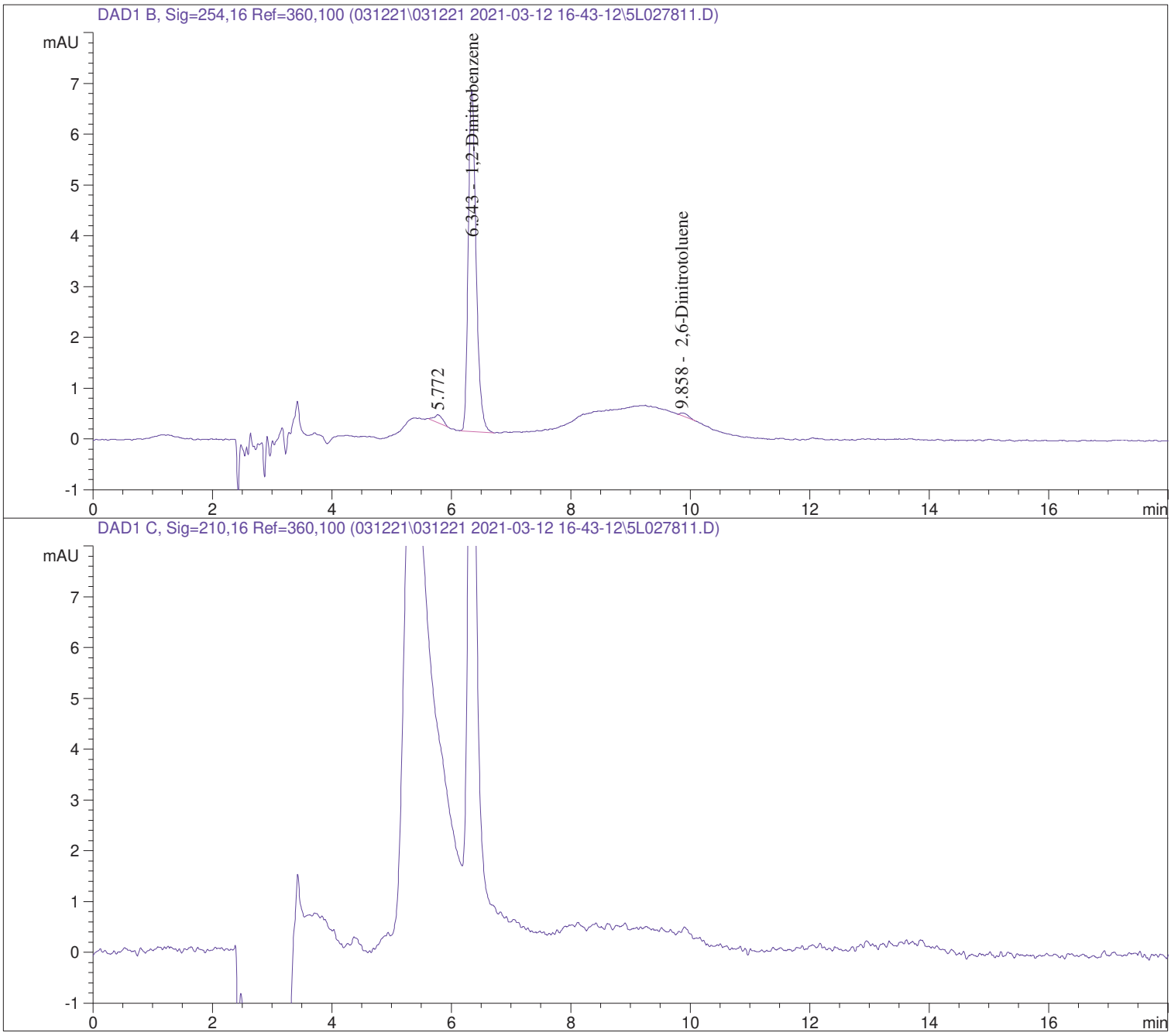

Data File C:\CHEM32\1\DATA\031221\031221 2021-03-12 16-43-12\5L027811.D
Sample Name: B1C0704-DUP2

==========

Acq. Operator : JWR
Seq. Line : 8
Acq. Instrument : HPLC5
Location : Vial 8
Injection Date : 3/12/2021 7:41:53 PM
Inj : 1
Inj Volume : 100 µl
Acq. Method : C:\Chem32\1\DATA\031221\031221 2021-03-12 16-43-12\8330PLUS-PETN.M
Last changed : 3/12/2021 4:43:06 PM by JWR
Analysis Method : C:\CHEM32\1\METHODS\8330PLUS-PETNDA.M
Last changed : 3/16/2021 6:17:35 PM by JWR
Method Info : OVD-SOP#HPLC02: 8330PLUS-PETN Calibration 02/16/2021

Sample Info : 1

==========

==========

External Standard Report

==========

Sorted By : Signal
Calib. Data Modified : 3/16/2021 6:00:18 PM
Multiplier : 1.0000
Dilution : 1.0000
Use Multiplier & Dilution Factor with ISTDs

Signal 1: DAD1 B, Sig=254,16 Ref=360,100

RetTime [min]	Type	Area [mAU*s]	Amt/Area	Amount [ug/L]	Grp	Name
3.756		-	-	-		HMX
4.992		-	-	-		RDX
6.079		-	-	-		1,3,5-Trinitrobenzene
6.343	BBA	60.88798	3.60195	219.31564		1,2-Dinitrobenzene
7.231		-	-	-		1,3-Dinitrobenzene
7.489		-	-	-		Tetryl
7.930		-	-	-		Nitrobenzene
8.575		-	-	-		2,4,6-Trinitrotoluene
9.162		-	-	-		4-Amino-2,6-Dinitrotoluene
9.597		-	-	-		2-Amino-4,6-Dinitrotoluene
9.858	BBA	6.18744e-1	1.38933	8.59638e-1		2,6-Dinitrotoluene
10.157		-	-	-		2,4-Dinitrotoluene
11.486		-	-	-		2-Nitrotoluene
12.034		-	-	-		4-Nitrotoluene
12.917		-	-	-		3-Nitrotoluene

Totals : 220.17528

Data File C:\CHEM32\1\DATA\031221\031221 2021-03-12 16-43-12\5L027811.D
Sample Name: B1C0704-DUP2

==========

Acq. Operator : JWR
Seq. Line : 8
Acq. Instrument : HPLC5
Location : Vial 8
Injection Date : 3/12/2021 7:41:53 PM
Inj : 1
Inj Volume : 100 µl
Acq. Method : C:\Chem32\1\DATA\031221\031221 2021-03-12 16-43-12\8330PLUS-PETN.M
Last changed : 3/12/2021 4:43:06 PM by JWR
Analysis Method : C:\CHEM32\1\METHODS\8330PLUS-PETNDA.M
Last changed : 3/16/2021 6:17:35 PM by JWR
Method Info : OVD-SOP#HPLC02: 8330PLUS-PETN Calibration 02/16/2021

Sample Info : 1

==========

Signal 2: DAD1 C, Sig=210,16 Ref=360,100

RetTime [min]	Type	Area [mAU*s]	Amt/Area	Amount [ug/L]	Grp	Name
13.644		-	-	-		PETN

Totals : 0.00000

2 Warnings or Errors :

Warning : Calibration warnings (see calibration table listing)
Warning : Calibrated compound(s) not found

==========

*** End of Report ***

Data File C:\CHEM32\1\DATA\031221\031221 2021-03-12 16-43-12\5L027807.D
Sample Name: B1C0704-BS1

==========

Acq. Operator : JWR
Seq. Line : 4
Acq. Instrument : HPLC5
Location : Vial 4
Injection Date : 3/12/2021 6:09:09 PM
Inj : 1
Inj Volume : 100 µl
Acq. Method : C:\Chem32\1\DATA\031221\031221 2021-03-12 16-43-12\8330PLUS-PETN.M
Last changed : 3/12/2021 4:43:06 PM by JWR
Analysis Method : C:\CHEM32\1\METHODS\8330PLUS-PETNDA.M
Last changed : 3/15/2021 9:28:43 AM by JWR
Method Info : OVD-SOP#HPLC02: 8330PLUS-PETN Calibration 02/16/2021

Sample Info : 1 (250ppb "OC")

==========

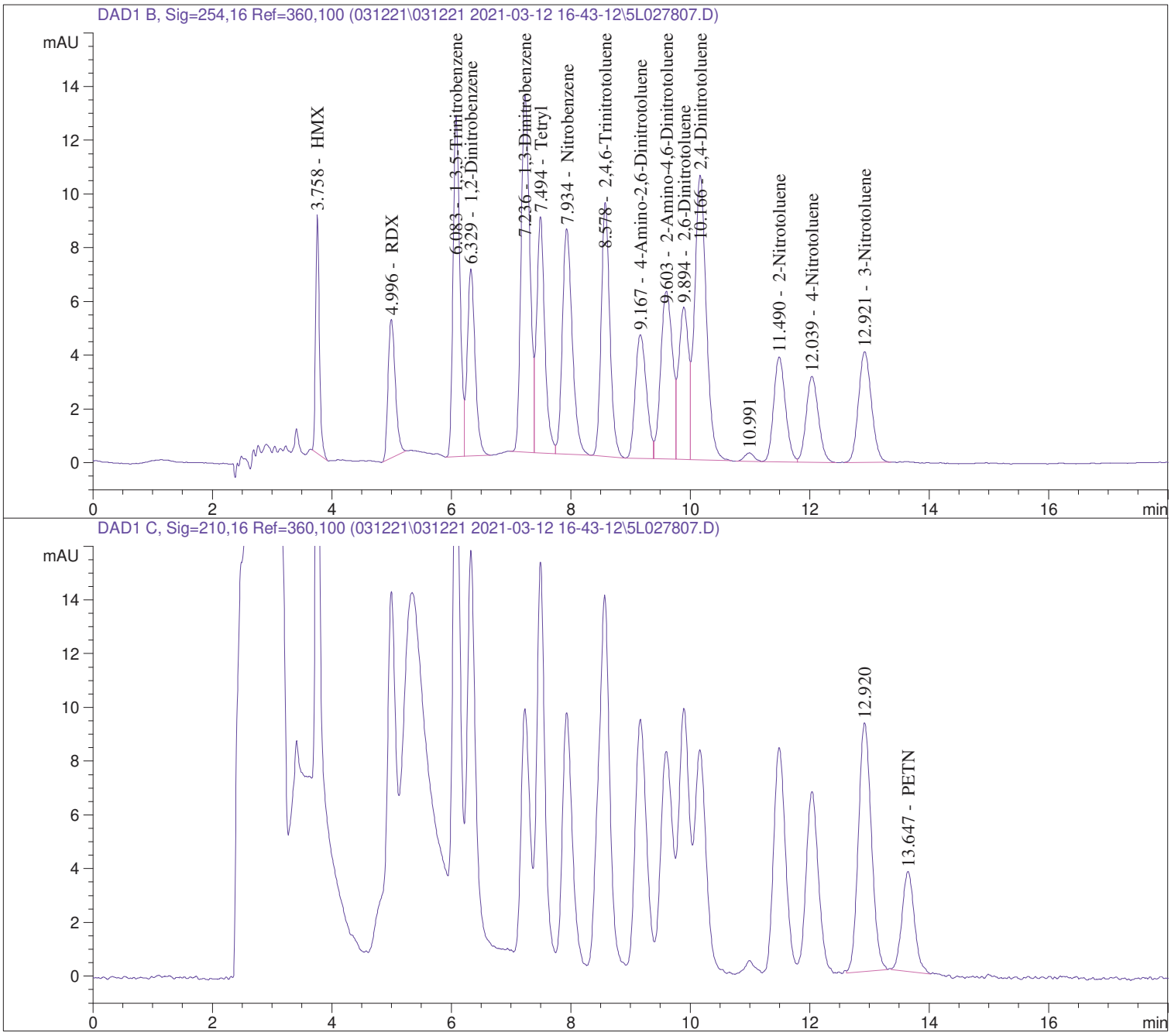

Data File C:\CHEM32\1\DATA\031221\031221 2021-03-12 16-43-12\5L027807.D
Sample Name: B1C0704-BS1

==========

Acq. Operator : JWR
Seq. Line : 4
Acq. Instrument : HPLC5
Location : Vial 4
Injection Date : 3/12/2021 6:09:09 PM
Inj : 1
Inj Volume : 100 µl
Acq. Method : C:\Chem32\1\DATA\031221\031221 2021-03-12 16-43-12\8330PLUS-PETN.M
Last changed : 3/12/2021 4:43:06 PM by JWR
Analysis Method : C:\CHEM32\1\METHODS\8330PLUS-PETNDA.M
Last changed : 3/15/2021 9:28:43 AM by JWR
Method Info : OVD-SOP#HPLC02: 8330PLUS-PETN Calibration 02/16/2021

Sample Info : 1 (250ppb "OC")

==========

==========

External Standard Report

==========

Sorted By : Signal
Calib. Data Modified : 3/12/2021 7:56:53 PM
Multiplier : 1.0000
Dilution : 1.0000
Use Multiplier & Dilution Factor with ISTDs

Signal 1: DAD1 B, Sig=254,16 Ref=360,100

RetTime [min]	Type	Area [mAU*s]	Amt/Area	Amount [ug/L]	Grp	Name
3.758	BBA	38.90462	6.20294	241.32294		HMX
4.996	BV	43.70289	5.29905	231.58371		RDX
6.083	VV	99.70062	2.64671	263.87906		1,3,5-Trinitrobenzene
6.329	VV	64.27946	3.60193	231.53038		1,2-Dinitrobenzene
7.236	BV	134.70178	1.78048	239.83379		1,3-Dinitrobenzene
7.494	VV	83.94769	3.19444	268.16554		Tetryl
7.934	VV	96.83696	2.63559	255.22254		Nitrobenzene
8.578	VV	95.04668	2.55490	242.83491		2,4,6-Trinitrotoluene
9.167	VV	60.21095	4.40207	265.05295		4-Amino-2,6-Dinitrotoluene
9.603	VV	85.91683	3.07478	264.17563		2-Amino-4,6-Dinitrotoluene
9.894	VV	65.87016	3.83546	252.64206		2,6-Dinitrotoluene
10.166	VBA	144.66562	1.81182	262.10795		2,4-Dinitrotoluene
11.490	VV	53.75410	4.58870	246.66168		2-Nitrotoluene
12.039	VBA	45.79284	5.46567	250.28869		4-Nitrotoluene
12.921	BBA	62.18766	4.07036	253.12623		3-Nitrotoluene

Totals : 3768.42805

Data File C:\CHEM32\1\DATA\031221\031221 2021-03-12 16-43-12\5L027807.D
Sample Name: B1C0704-BS1

==========

Acq. Operator : JWR Seq. Line : 4
Acq. Instrument : HPLC5 Location : Vial 4
Injection Date : 3/12/2021 6:09:09 PM Inj : 1
Inj Volume : 100 µl
Acq. Method : C:\Chem32\1\DATA\031221\031221 2021-03-12 16-43-12\8330PLUS-PETN.M
Last changed : 3/12/2021 4:43:06 PM by JWR
Analysis Method : C:\CHEM32\1\METHODS\8330PLUS-PETNDA.M
Last changed : 3/15/2021 9:28:43 AM by JWR
Method Info : OVD-SOP#HPLC02: 8330PLUS-PETN Calibration 02/16/2021

Sample Info : 1 (250ppb "OC")

==========

Signal 2: DAD1 C, Sig=210,16 Ref=360,100

RetTime [min]	Type	Area [mAU*s]	Amt/Area	Amount [ug/L]	Grp	Name
13.647	VBA	53.46891	4.06373	217.28325		PETN

Totals : 217.28325

1 Warnings or Errors :

Warning : Calibration warnings (see calibration table listing)

==========

*** End of Report ***

Data File C:\CHEM32\1\DATA\031521\031521 2021-03-15 19-22-41\6L0008446.D
Sample Name: B1C0704-BS2

==========

Acq. Operator : JWR
Seq. Line : 4
Acq. Instrument : HPLC6
Location : 4
Injection Date : 3/15/2021 10:04:02 PM
Inj : 1
Inj Volume : 100.000 µl
Acq. Method : C:\Chem32\1\Data\031521\031521 2021-03-15 19-22-41\8330.M
Last changed : 3/15/2021 7:22:41 PM by JWR
Analysis Method : C:\CHEM32\1\METHODS\8330DATA.M
Last changed : 3/16/2021 11:09:13 AM by JWR
Method Info : OVD-SOP#HPLC02 : 8330 Calibration 23-MAY-2020

Sample Info : 1 (250ppb "OC")

==========

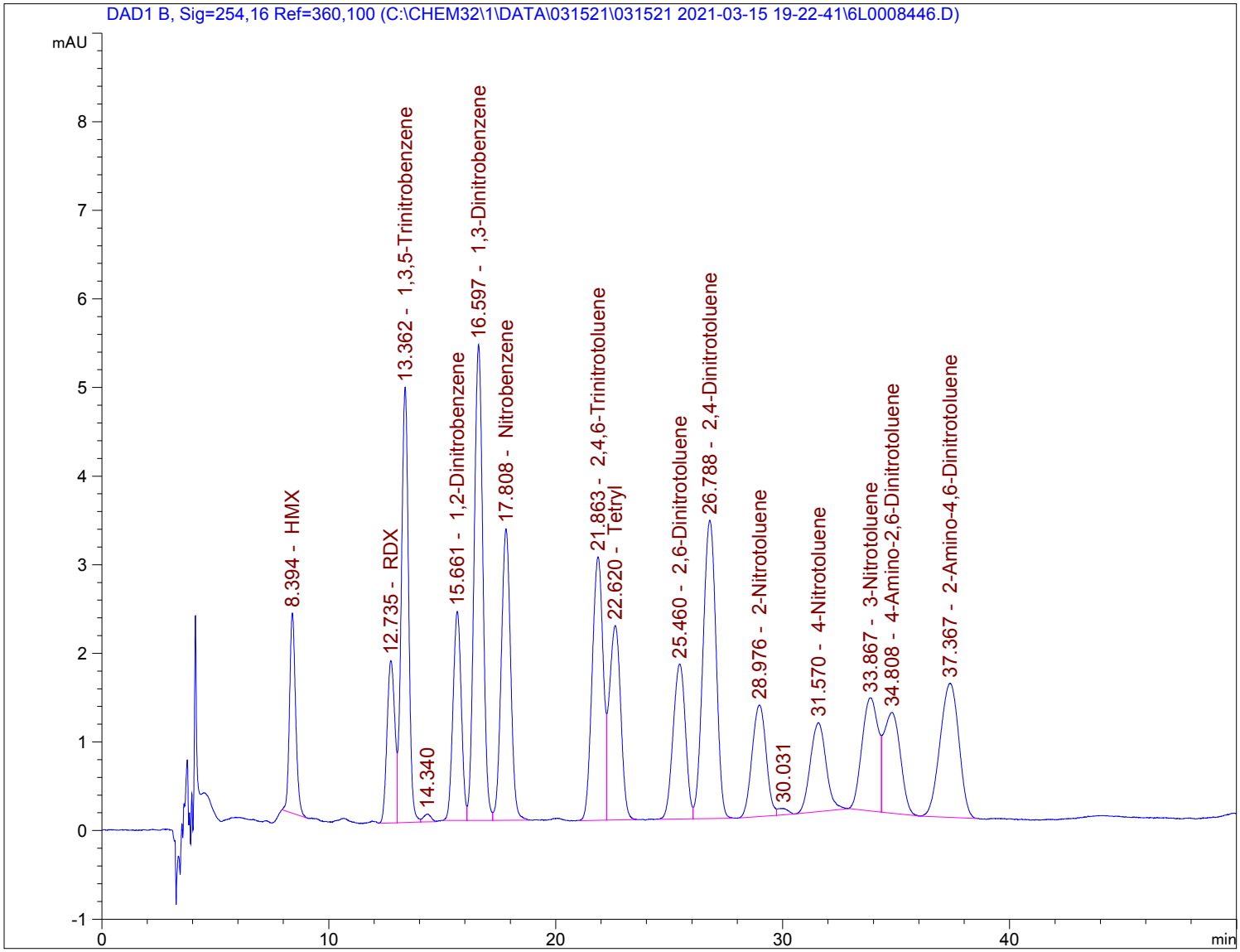

Data File C:\CHEM32\1\DATA\031521\031521 2021-03-15 19-22-41\6L0008446.D
Sample Name: B1C0704-BS2

==========

Acq. Operator : JWR
Seq. Line : 4
Acq. Instrument : HPLC6
Location : 4
Injection Date : 3/15/2021 10:04:02 PM
Inj : 1
Inj Volume : 100.000 µl
Acq. Method : C:\Chem32\1\Data\031521\031521 2021-03-15 19-22-41\8330.M
Last changed : 3/15/2021 7:22:41 PM by JWR
Analysis Method : C:\CHEM32\1\METHODS\8330DATA.M
Last changed : 3/16/2021 11:09:13 AM by JWR
Method Info : OVD-SOP#HPLC02 : 8330 Calibration 23-MAY-2020

Sample Info : 1 (250ppb "OC")

==========

==========

External Standard Report

==========

Sorted By : Signal
Calib. Data Modified : 3/10/2021 3:35:02 PM
Multiplier : 1.0000
Dilution : 1.0000
Do not use Multiplier & Dilution Factor with ISTDs

Signal 1: DAD1 B, Sig=254,16 Ref=360,100

RetTime [min]	Type	Area [mAU*s]	Amt/Area	Amount [ug/L]	Grp	Name
8.394	BBA	41.95278	5.79555	243.13962		HMX
12.735	BV	43.83908	4.94770	216.90260		RDX
13.362	VV	108.99409	2.34516	255.60875		1,3,5-Trinitrobenzene
15.661	BV	60.10031	3.61794	217.43944		1,2-Dinitrobenzene
16.597	VV	144.30820	1.62996	235.21636		1,3-Dinitrobenzene
17.808	VB	94.42115	2.52784	238.68203		Nitrobenzene
21.863	VV	100.77673	2.39217	241.07512		2,4,6-Trinitrotoluene
22.620	VB	76.57780	3.17912	243.45014		Tetryl
25.460	BV	66.44615	3.76504	250.17230		2,6-Dinitrotoluene
26.788	VB	134.80481	1.83086	246.80851		2,4-Dinitrotoluene
28.976	BV	54.17999	4.54881	246.45430		2-Nitrotoluene
31.570	VB	48.33582	5.41910	261.93678		4-Nitrotoluene
33.867	BV	64.53123	3.98636	257.24502		3-Nitrotoluene
34.808	VV	57.27070	4.20388	240.75910		4-Amino-2,6-Dinitrotoluene
37.367	VBA	87.57870	2.75936	241.66139		2-Amino-4,6-Dinitrotoluene

Totals : 3636.55146

==========

*** End of Report ***

Data File C:\CHEM32\1\DATA\031221\031221 2021-03-12 16-43-12\5L027832.D
Sample Name: B1C0704-MS1

==========

Acq. Operator : JWR
Seq. Line : 29
Acq. Instrument : HPLC5
Location : Vial 27
Injection Date : 3/13/2021 3:48:51 AM
Inj : 1
Inj Volume : 100 µl

Acq. Method : C:\Chem32\1\DATA\031221\031221 2021-03-12 16-43-12\8330PLUS-PETN.M
Last changed : 3/12/2021 4:43:06 PM by JWR
Analysis Method : C:\CHEM32\1\METHODS\8330PLUS-PETNDA.M
Last changed : 3/15/2021 11:35:38 AM by JWR
Method Info : OVD-SOP#HPLC02: 8330PLUS-PETN Calibration 02/16/2021

Sample Info : 1

==========

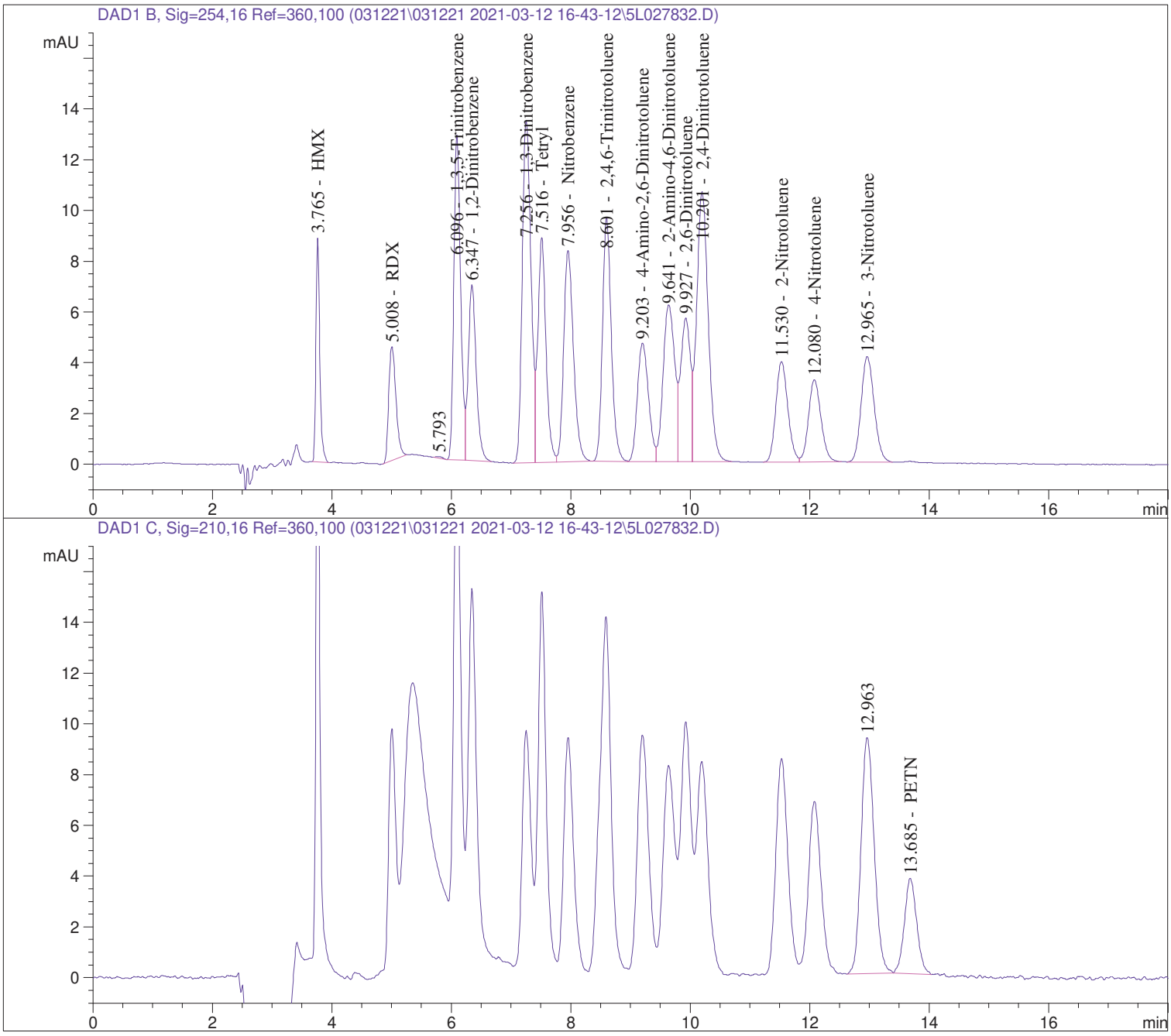

Data File C:\CHEM32\1\DATA\031221\031221 2021-03-12 16-43-12\5L027832.D
Sample Name: B1C0704-MS1

==========

Acq. Operator : JWR Seq. Line : 29
Acq. Instrument : HPLC5 Location : Vial 27
Injection Date : 3/13/2021 3:48:51 AM Inj : 1
Inj Volume : 100 µl
Acq. Method : C:\Chem32\1\DATA\031221\031221 2021-03-12 16-43-12\8330PLUS-PETN.M
Last changed : 3/12/2021 4:43:06 PM by JWR
Analysis Method : C:\CHEM32\1\METHODS\8330PLUS-PETNDA.M
Last changed : 3/15/2021 11:35:38 AM by JWR
Method Info : OVD-SOP#HPLC02: 8330PLUS-PETN Calibration 02/16/2021

Sample Info : 1

==========

==========

External Standard Report

==========

Sorted By : Signal
Calib. Data Modified : 3/12/2021 7:56:53 PM
Multiplier : 1.0000
Dilution : 1.0000
Use Multiplier & Dilution Factor with ISTDs

Signal 1: DAD1 B, Sig=254,16 Ref=360,100

RetTime [min]	Type	Area [mAU*s]	Amt/Area	Amount [ug/L]	Grp	Name
3.765	BBA	39.88956	6.20429	247.48628		HMX
5.008	BBA	37.74595	5.32939	201.16278		RDX
6.096	VV	101.22894	2.64674	267.92662		1,3,5-Trinitrobenzene
6.347	VBA	64.48909	3.60193	232.28539		1,2-Dinitrobenzene
7.256	VV	137.94147	1.78056	245.61310		1,3-Dinitrobenzene
7.516	VV	84.18285	3.19444	268.91727		Tetryl
7.956	VV	95.37731	2.63556	251.37288		Nitrobenzene
8.601	VV	98.15442	2.55516	250.80057		2,4,6-Trinitrotoluene
9.203	VV	60.61340	4.40215	266.82918		4-Amino-2,6-Dinitrotoluene
9.641	VV	83.76807	3.07476	257.56677		2-Amino-4,6-Dinitrotoluene
9.927	VV	65.33718	3.83527	250.58550		2,6-Dinitrotoluene
10.201	VBA	143.95952	1.81179	260.82494		2,4-Dinitrotoluene
11.530	BV	55.41704	4.58906	254.31204		2-Nitrotoluene
12.080	VV	46.92205	5.46576	256.46455		4-Nitrotoluene
12.965	VBA	63.06426	4.07039	256.69631		3-Nitrotoluene

Totals : 3768.84416

Data File C:\CHEM32\1\DATA\031221\031221 2021-03-12 16-43-12\5L027832.D
Sample Name: B1C0704-MS1

==========

Acq. Operator : JWR
Seq. Line : 29
Acq. Instrument : HPLC5
Location : Vial 27
Injection Date : 3/13/2021 3:48:51 AM
Inj : 1
Inj Volume : 100 µl
Acq. Method : C:\Chem32\1\DATA\031221\031221 2021-03-12 16-43-12\8330PLUS-PETN.M
Last changed : 3/12/2021 4:43:06 PM by JWR
Analysis Method : C:\CHEM32\1\METHODS\8330PLUS-PETNDA.M
Last changed : 3/15/2021 11:35:38 AM by JWR
Method Info : OVD-SOP#HPLC02: 8330PLUS-PETN Calibration 02/16/2021

Sample Info : 1

==========

Signal 2: DAD1 C, Sig=210,16 Ref=360,100

RetTime [min]	Type	Area [mAU*s]	Amt/Area	Amount [ug/L]	Grp	Name
13.685	VBA	53.90387	4.06380	219.05435		PETN

Totals : 219.05435

1 Warnings or Errors :

Warning : Calibration warnings (see calibration table listing)

==========

*** End of Report ***

Data File C:\CHEM32\1\DATA\031221\031221 2021-03-12 16-43-12\5L027833.D
Sample Name: B1C0704-MSD1

==========

Acq. Operator : JWR
Seq. Line : 30
Acq. Instrument : HPLC5
Location : Vial 28
Injection Date : 3/13/2021 4:12:02 AM
Inj : 1
Inj Volume : 100 µl
Acq. Method : C:\Chem32\1\DATA\031221\031221 2021-03-12 16-43-12\8330PLUS-PETN.M
Last changed : 3/12/2021 4:43:06 PM by JWR
Analysis Method : C:\CHEM32\1\METHODS\8330PLUS-PETNDA.M
Last changed : 3/15/2021 11:40:49 AM by JWR
Method Info : OVD-SOP#HPLC02: 8330PLUS-PETN Calibration 02/16/2021

Sample Info : 1

==========

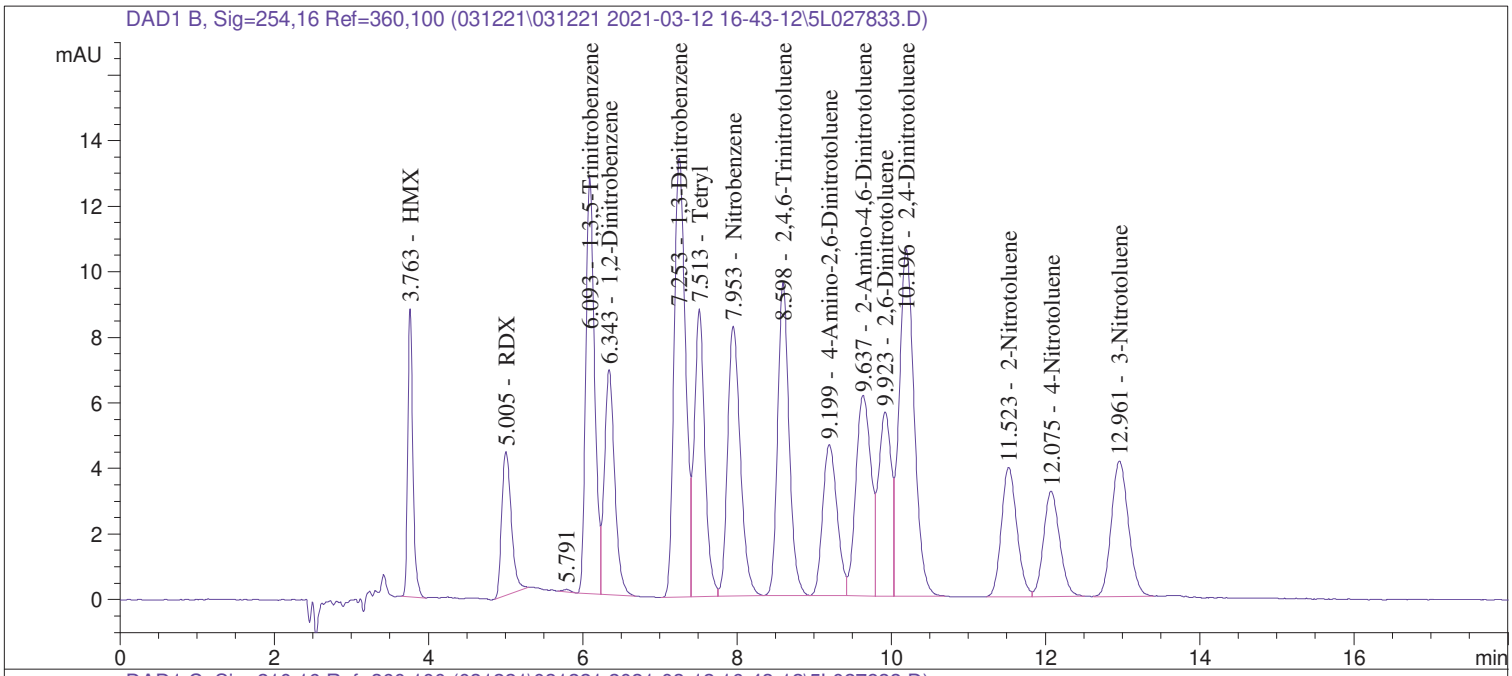

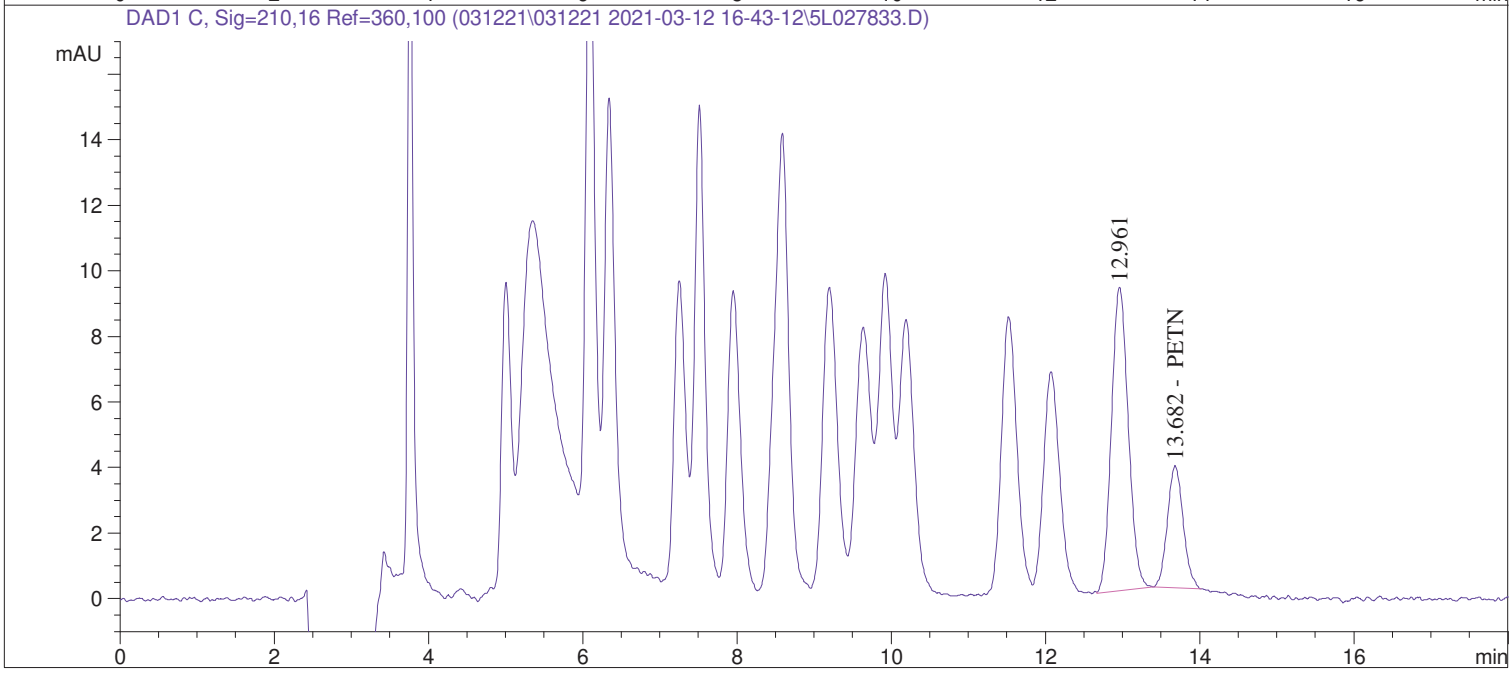

Data File C:\CHEM32\1\DATA\031221\031221 2021-03-12 16-43-12\5L027833.D
Sample Name: B1C0704-MSD1

==========

Acq. Operator : JWR Seq. Line : 30
Acq. Instrument : HPLC5 Location : Vial 28
Injection Date : 3/13/2021 4:12:02 AM Inj : 1
Inj Volume : 100 µl
Acq. Method : C:\Chem32\1\DATA\031221\031221 2021-03-12 16-43-12\8330PLUS-PETN.M
Last changed : 3/12/2021 4:43:06 PM by JWR
Analysis Method : C:\CHEM32\1\METHODS\8330PLUS-PETNDA.M
Last changed : 3/15/2021 11:40:49 AM by JWR
Method Info : OVD-SOP#HPLC02: 8330PLUS-PETN Calibration 02/16/2021

Sample Info : 1

==========

==========

External Standard Report

==========

Sorted By : Signal
Calib. Data Modified : 3/12/2021 7:56:53 PM
Multiplier : 1.0000
Dilution : 1.0000
Use Multiplier & Dilution Factor with ISTDs

Signal 1: DAD1 B, Sig=254,16 Ref=360,100

RetTime [min]	Type	Area [mAU*s]	Amt/Area	Amount [ug/L]	Grp	Name
3.763	BBA	39.84858	6.20423	247.22983		HMX
5.005	BBA	37.62712	5.33009	200.55595		RDX
6.093	VV	101.06042	2.64674	267.48032		1,3,5-Trinitrobenzene
6.343	VBA	64.64000	3.60193	232.82890		1,2-Dinitrobenzene
7.253	VV	137.66080	1.78055	245.11241		1,3-Dinitrobenzene
7.513	VV	83.75547	3.19443	267.55111		Tetryl
7.953	VV	95.21371	2.63556	250.94140		Nitrobenzene
8.598	VV	98.04391	2.55515	250.51733		2,4,6-Trinitrotoluene
9.199	VV	60.61339	4.40215	266.82914		4-Amino-2,6-Dinitrotoluene
9.637	VV	83.89718	3.07476	257.96387		2-Amino-4,6-Dinitrotoluene
9.923	VV	65.33248	3.83526	250.56737		2,6-Dinitrotoluene
10.196	VBA	144.13156	1.81180	261.13755		2,4-Dinitrotoluene
11.523	BV	55.43932	4.58906	254.41456		2-Nitrotoluene
12.075	VBA	46.77966	5.46575	255.68579		4-Nitrotoluene
12.961	BBA	63.22732	4.07040	257.36040		3-Nitrotoluene

Totals : 3766.17593

Data File C:\CHEM32\1\DATA\031221\031221 2021-03-12 16-43-12\5L027833.D
Sample Name: B1C0704-MSD1

==========

Acq. Operator : JWR
Seq. Line : 30
Acq. Instrument : HPLC5
Location : Vial 28
Injection Date : 3/13/2021 4:12:02 AM
Inj : 1
Inj Volume : 100 µl
Acq. Method : C:\Chem32\1\DATA\031221\031221 2021-03-12 16-43-12\8330PLUS-PETN.M
Last changed : 3/12/2021 4:43:06 PM by JWR
Analysis Method : C:\CHEM32\1\METHODS\8330PLUS-PETNDA.M
Last changed : 3/15/2021 11:40:49 AM by JWR
Method Info : OVD-SOP#HPLC02: 8330PLUS-PETN Calibration 02/16/2021

Sample Info : 1

==========

Signal 2: DAD1 C, Sig=210,16 Ref=360,100

RetTime [min]	Type	Area [mAU*s]	Amt/Area	Amount [ug/L]	Grp	Name
13.682	VBA	53.02133	4.06366	215.46080		PETN

Totals : 215.46080

1 Warnings or Errors :

Warning : Calibration warnings (see calibration table listing)

==========

*** End of Report ***

Data File C:\CHEM32\1\DATA\031221\031221 2021-03-12 16-43-12\5L027808.D
Sample Name: B1C0704-SRM1

==========

Acq. Operator : JWR
Seq. Line : 5
Acq. Instrument : HPLC5
Location : Vial 5
Injection Date : 3/12/2021 6:32:20 PM
Inj : 1
Inj Volume : 100 µl
Acq. Method : C:\Chem32\1\DATA\031221\031221 2021-03-12 16-43-12\8330PLUS-PETN.M
Last changed : 3/12/2021 4:43:06 PM by JWR
Analysis Method : C:\CHEM32\1\METHODS\8330PLUS-PETNDA.M
Last changed : 3/15/2021 12:02:55 PM by JWR
Method Info : OVD-SOP#HPLC02: 8330PLUS-PETN Calibration 02/16/2021

Sample Info : 1 (Surr 250ppb "OC")

==========

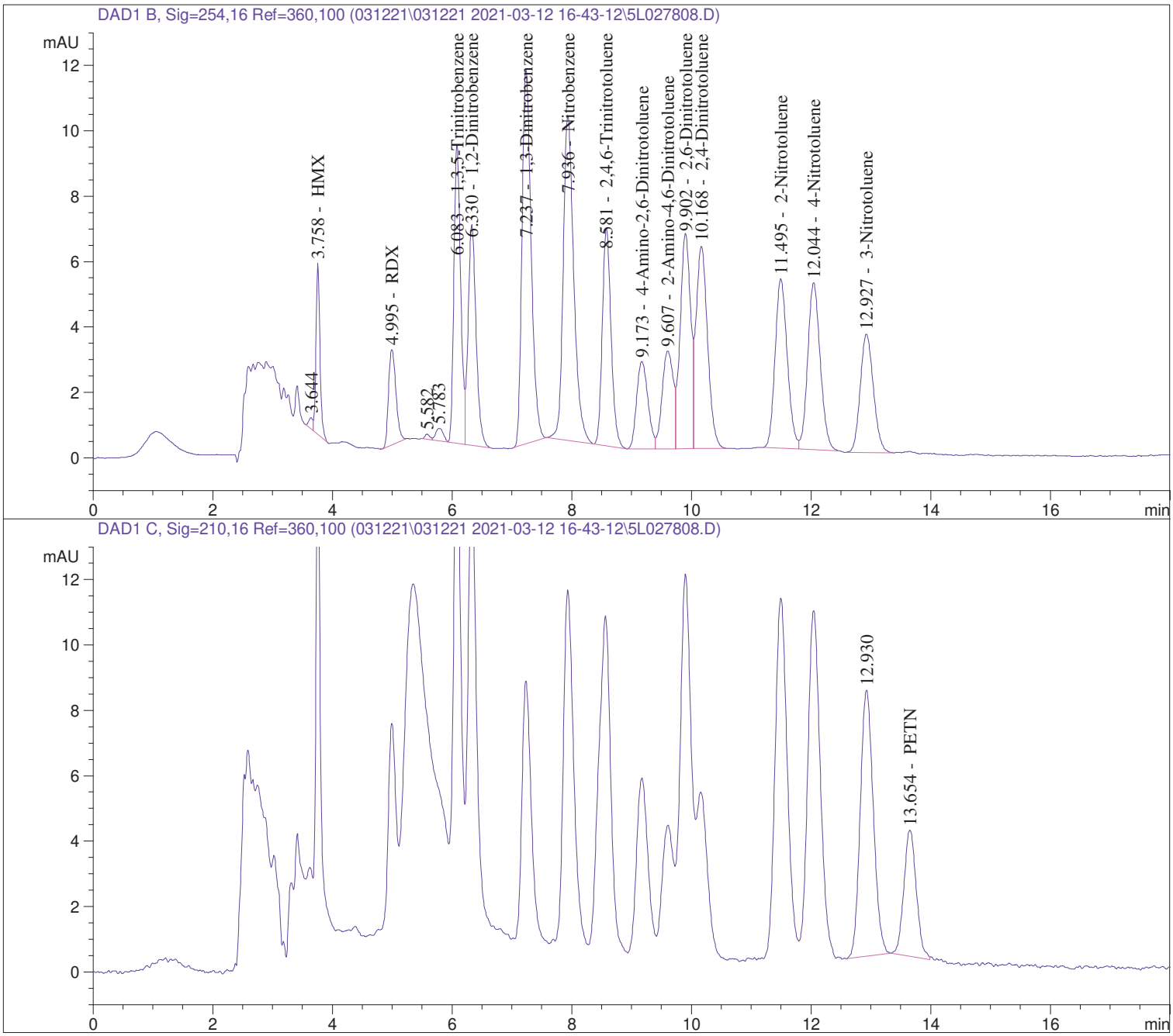

Data File C:\CHEM32\1\DATA\031221\031221 2021-03-12 16-43-12\5L027808.D
Sample Name: B1C0704-SRM1

==========

Acq. Operator : JWR Seq. Line : 5
Acq. Instrument : HPLC5 Location : Vial 5
Injection Date : 3/12/2021 6:32:20 PM Inj : 1
Inj Volume : 100 µl
Acq. Method : C:\Chem32\1\DATA\031221\031221 2021-03-12 16-43-12\8330PLUS-PETN.M
Last changed : 3/12/2021 4:43:06 PM by JWR
Analysis Method : C:\CHEM32\1\METHODS\8330PLUS-PETNDA.M
Last changed : 3/15/2021 12:02:55 PM by JWR
Method Info : OVD-SOP#HPLC02: 8330PLUS-PETN Calibration 02/16/2021

Sample Info : 1 (Surr 250ppb "OC")

==========

==========

External Standard Report

==========

Sorted By : Signal
Calib. Data Modified : 3/12/2021 7:56:53 PM
Multiplier : 1.0000
Dilution : 1.0000
Use Multiplier & Dilution Factor with ISTDs

Signal 1: DAD1 B, Sig=254,16 Ref=360,100

RetTime [min]	Type	Area [mAU*s]	Amt/Area	Amount [ug/L]	Grp	Name
3.758	VBA	23.76262	6.16812	146.57069		HMX
4.995	BV	24.72046	5.44667	134.64410		RDX
6.083	VV	71.53110	2.64606	189.27525		1,3,5-Trinitrobenzene
6.330	VBA	62.92080	3.60194	226.63702		1,2-Dinitrobenzene
7.237	BV	121.68037	1.78011	216.60471		1,3-Dinitrobenzene
7.489		-	-	-		Tetryl
7.936	VV	122.12537	2.63596	321.91778		Nitrobenzene
8.581	VBA	67.40741	2.55151	171.99092		2,4,6-Trinitrotoluene
9.173	BV	35.49363	4.39406	155.96123		4-Amino-2,6-Dinitrotoluene
9.607	VV	38.76538	3.07372	119.15402		2-Amino-4,6-Dinitrotoluene
9.902	VV	81.13099	3.83982	311.52829		2,6-Dinitrotoluene
10.168	VV	83.04711	1.80795	150.14542		2,4-Dinitrotoluene
11.495	BV	73.44701	4.59187	337.25926		2-Nitrotoluene
12.044	VBA	74.72474	5.46703	408.52226		4-Nitrotoluene
12.927	BV	55.38254	4.07008	225.41149		3-Nitrotoluene

Totals : 3115.62245

Data File C:\CHEM32\1\DATA\031221\031221 2021-03-12 16-43-12\5L027808.D
Sample Name: B1C0704-SRM1

==========

Acq. Operator : JWR Seq. Line : 5
Acq. Instrument : HPLC5 Location : Vial 5
Injection Date : 3/12/2021 6:32:20 PM Inj : 1
Inj Volume : 100 µl
Acq. Method : C:\Chem32\1\DATA\031221\031221 2021-03-12 16-43-12\8330PLUS-PETN.M
Last changed : 3/12/2021 4:43:06 PM by JWR
Analysis Method : C:\CHEM32\1\METHODS\8330PLUS-PETNDA.M
Last changed : 3/15/2021 12:02:55 PM by JWR
Method Info : OVD-SOP#HPLC02: 8330PLUS-PETN Calibration 02/16/2021

Sample Info : 1 (Surr 250ppb "OC")

==========

Signal 2: DAD1 C, Sig=210,16 Ref=360,100

RetTime [min]	Type	Area [mAU*s]	Amt/Area	Amount [ug/L]	Grp	Name
13.654	VF	55.84537	4.06408	226.95981		PETN

Totals : 226.95981

2 Warnings or Errors :

Warning : Calibration warnings (see calibration table listing)
Warning : Calibrated compound(s) not found

==========

*** End of Report ***

Data File C:\CHEM32\1\DATA\031521\031521 2021-03-15 19-22-41\6L0008447.D
Sample Name: B1C0704-SRM2

==========

Acq. Operator : JWR
Seq. Line : 5
Acq. Instrument : HPLC6
Location : 5
Injection Date : 3/15/2021 10:56:53 PM
Inj : 1
Inj Volume : 100.000 µl
Acq. Method : C:\Chem32\1\Data\031521\031521 2021-03-15 19-22-41\8330.M
Last changed : 3/15/2021 7:22:41 PM by JWR
Analysis Method : C:\CHEM32\1\METHODS\8330DATA.M
Last changed : 3/16/2021 11:37:20 AM by JWR
Method Info : OVD-SOP#HPLC02 : 8330 Calibration 23-MAY-2020

Sample Info : 1 (Surr 250ppb "OC")

==========

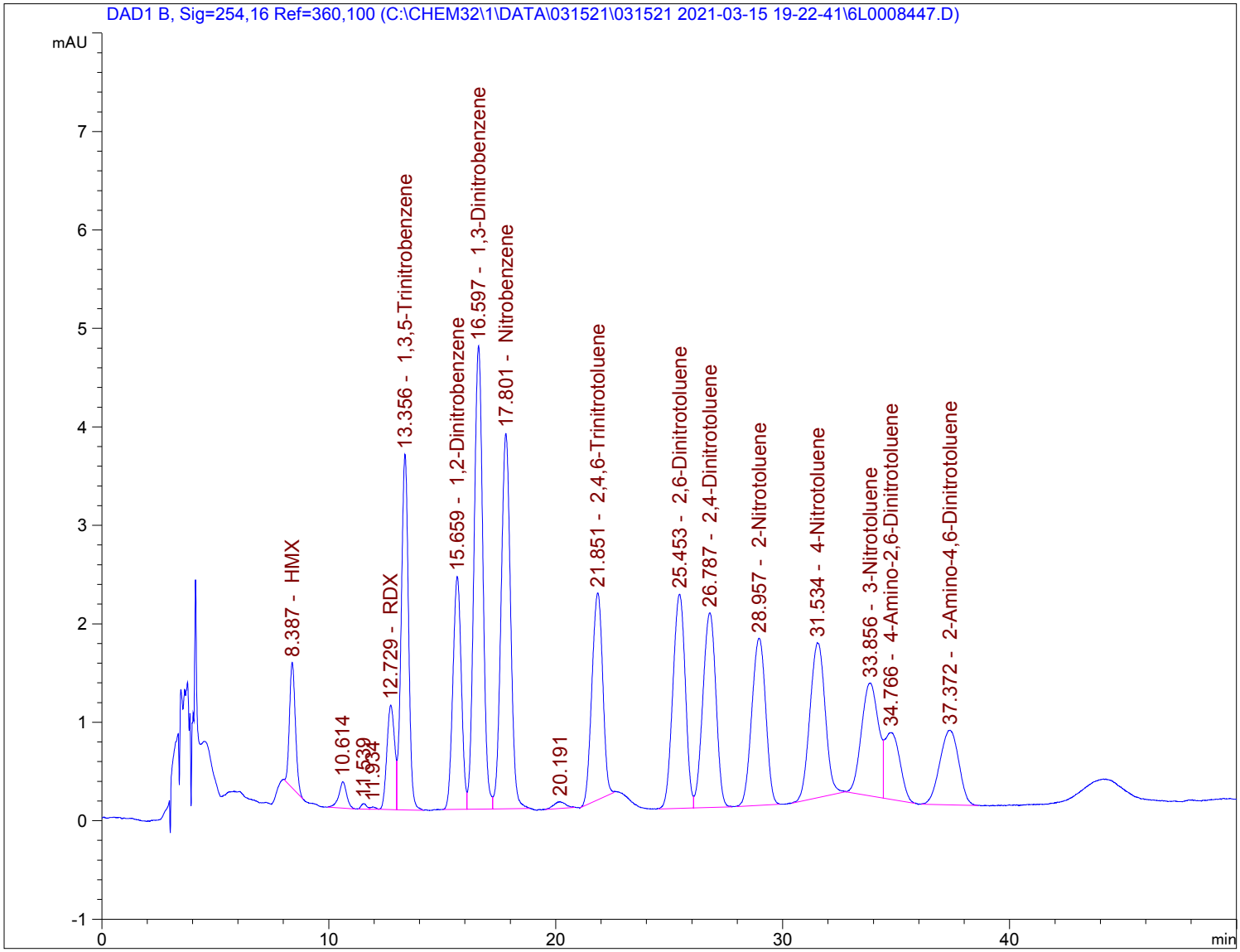

Data File C:\CHEM32\1\DATA\031521\031521 2021-03-15 19-22-41\6L0008447.D
Sample Name: B1C0704-SRM2

==========

Acq. Operator : JWR
Seq. Line : 5
Acq. Instrument : HPLC6
Location : 5
Injection Date : 3/15/2021 10:56:53 PM
Inj : 1
Inj Volume : 100.000 µl
Acq. Method : C:\Chem32\1\Data\031521\031521 2021-03-15 19-22-41\8330.M
Last changed : 3/15/2021 7:22:41 PM by JWR
Analysis Method : C:\CHEM32\1\METHODS\8330DATA.M
Last changed : 3/16/2021 11:37:20 AM by JWR
Method Info : OVD-SOP#HPLC02 : 8330 Calibration 23-MAY-2020

Sample Info : 1 (Surr 250ppb "OC")

==========

==========

External Standard Report

==========

Sorted By : Signal
Calib. Data Modified : 3/10/2021 3:35:02 PM
Multiplier : 1.0000
Dilution : 1.0000
Do not use Multiplier & Dilution Factor with ISTDs

Signal 1: DAD1 B, Sig=254,16 Ref=360,100

RetTime [min]	Type	Area [mAU*s]	Amt/Area	Amount [ug/L]	Grp	Name
8.387	BBA	22.89656	5.76697	132.04367		HMX
12.729	VV	25.19631	4.91574	123.85854		RDX
13.356	VV	80.66165	2.34458	189.11741		1,3,5-Trinitrobenzene
15.659	BV	61.16641	3.61804	221.30277		1,2-Dinitrobenzene
16.597	VV	128.16052	1.63000	208.90168		1,3-Dinitrobenzene
17.801	VBA	110.65630	2.52700	279.62818		Nitrobenzene
21.851	BF	69.54799	2.38880	166.13611		2,4,6-Trinitrotoluene
22.645		-	-	-		Tetryl
25.453	VV	83.33199	3.76595	313.82426		2,6-Dinitrotoluene
26.787	VBA	79.56539	1.82809	145.45240		2,4-Dinitrotoluene
28.957	BBA	72.56846	4.55201	330.33232		2-Nitrotoluene
31.534	BV	73.60525	5.41792	398.78756		4-Nitrotoluene
33.856	VV	60.33307	3.98577	240.47391		3-Nitrotoluene
34.766	VBA	31.41888	4.20632	132.15799		4-Amino-2,6-Dinitrotoluene
37.372	BBA	44.16635	2.75638	121.73929		2-Amino-4,6-Dinitrotoluene

Totals : 3003.75610

1 Warnings or Errors :

Warning : Calibrated compound(s) not found

==========

*** End of Report ***

Data File C:\CHEM32\1\DATA\031221\031221 2021-03-12 16-43-12\5L027836.D
Sample Name: B1C0710-BLK1

==========

Acq. Operator : JWR
Seq. Line : 33
Acq. Instrument : HPLC5
Location : Vial 30
Injection Date : 3/13/2021 5:21:43 AM
Inj : 1
Inj Volume : 100 µl
Acq. Method : C:\Chem32\1\DATA\031221\031221 2021-03-12 16-43-12\8330PLUS-PETN.M
Last changed : 3/12/2021 4:43:06 PM by JWR
Analysis Method : C:\CHEM32\1\METHODS\8330PLUS-PETNDA.M
Last changed : 3/16/2021 7:24:48 PM by JWR
Method Info : OVD-SOP#HPLC02: 8330PLUS-PETN Calibration 02/16/2021

Sample Info : 1 (Surr 250ppb "OC")

==========

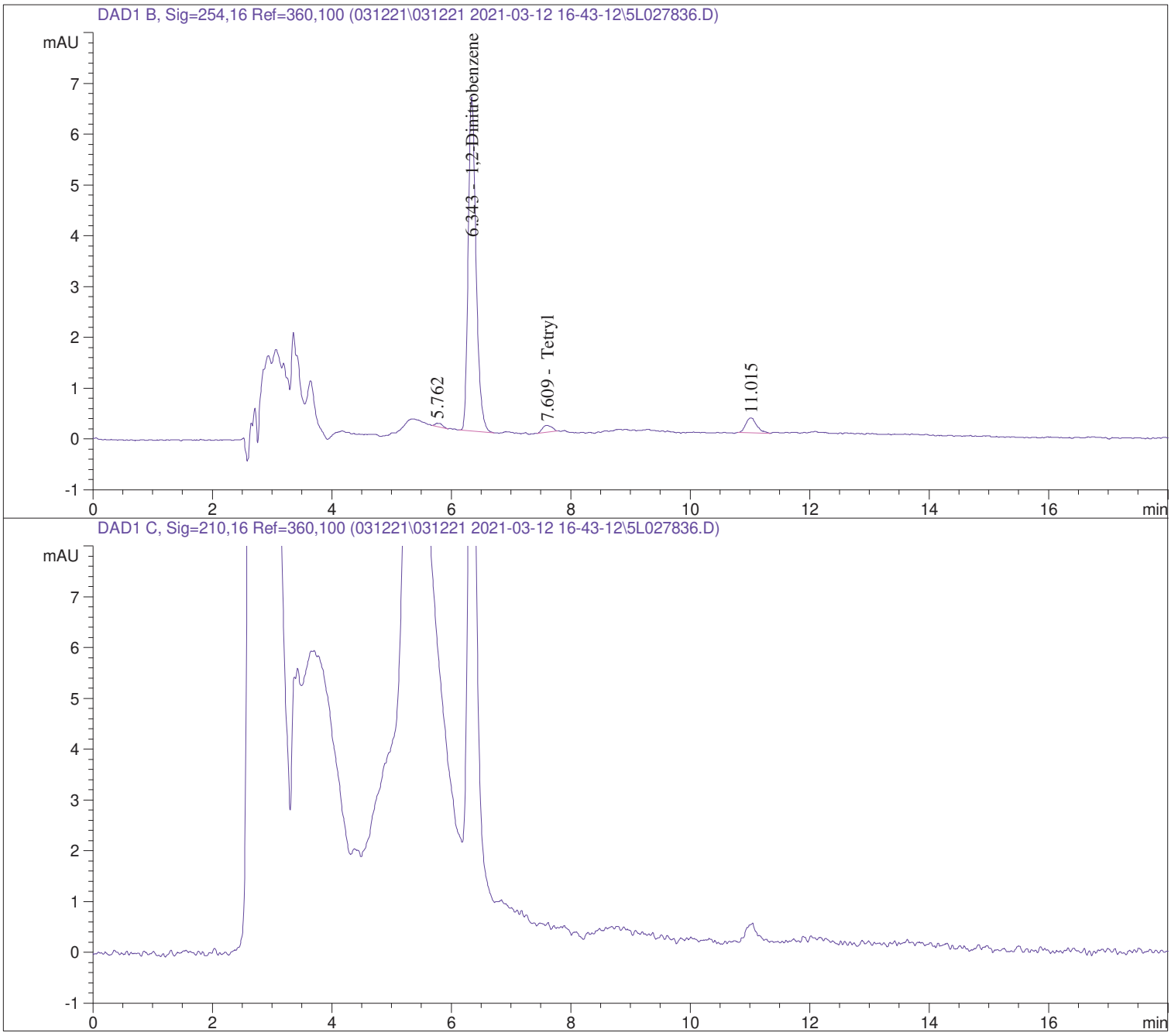

Data File C:\CHEM32\1\DATA\031221\031221 2021-03-12 16-43-12\5L027836.D
Sample Name: B1C0710-BLK1

==========

Acq. Operator : JWR
Seq. Line : 33
Acq. Instrument : HPLC5
Location : Vial 30
Injection Date : 3/13/2021 5:21:43 AM
Inj : 1
Inj Volume : 100 µl
Acq. Method : C:\Chem32\1\DATA\031221\031221 2021-03-12 16-43-12\8330PLUS-PETN.M
Last changed : 3/12/2021 4:43:06 PM by JWR
Analysis Method : C:\CHEM32\1\METHODS\8330PLUS-PETNDA.M
Last changed : 3/16/2021 7:24:48 PM by JWR
Method Info : OVD-SOP#HPLC02: 8330PLUS-PETN Calibration 02/16/2021

Sample Info : 1 (Surr 250ppb "OC")

==========

==========

External Standard Report

==========

Sorted By : Signal
Calib. Data Modified : 3/16/2021 6:00:18 PM
Multiplier : 1.0000
Dilution : 1.0000
Use Multiplier & Dilution Factor with ISTDs

Signal 1: DAD1 B, Sig=254,16 Ref=360,100

RetTime [min]	Type	Area [mAU*s]	Amt/Area	Amount [ug/L]	Grp	Name
3.756		-	-	-		HMX
4.992		-	-	-		RDX
6.079		-	-	-		1,3,5-Trinitrobenzene
6.343	VBA	59.87155	3.60196	215.65485		1,2-Dinitrobenzene
7.231		-	-	-		1,3-Dinitrobenzene
7.609	BBA	1.52836	3.08063	4.70830		Tetryl
7.930		-	-	-		Nitrobenzene
8.575		-	-	-		2,4,6-Trinitrotoluene
9.162		-	-	-		4-Amino-2,6-Dinitrotoluene
9.597		-	-	-		2-Amino-4,6-Dinitrotoluene
9.891		-	-	-		2,6-Dinitrotoluene
10.157		-	-	-		2,4-Dinitrotoluene
11.486		-	-	-		2-Nitrotoluene
12.034		-	-	-		4-Nitrotoluene
12.917		-	-	-		3-Nitrotoluene

Totals : 220.36315

Data File C:\CHEM32\1\DATA\031221\031221 2021-03-12 16-43-12\5L027836.D
Sample Name: B1C0710-BLK1

==========

Acq. Operator : JWR
Seq. Line : 33
Acq. Instrument : HPLC5
Location : Vial 30
Injection Date : 3/13/2021 5:21:43 AM
Inj : 1
Inj Volume : 100 µl
Acq. Method : C:\Chem32\1\DATA\031221\031221 2021-03-12 16-43-12\8330PLUS-PETN.M
Last changed : 3/12/2021 4:43:06 PM by JWR
Analysis Method : C:\CHEM32\1\METHODS\8330PLUS-PETNDA.M
Last changed : 3/16/2021 7:24:48 PM by JWR
Method Info : OVD-SOP#HPLC02: 8330PLUS-PETN Calibration 02/16/2021

Sample Info : 1 (Surr 250ppb "OC")

==========

Signal 2: DAD1 C, Sig=210,16 Ref=360,100

RetTime [min]	Type	Area [mAU*s]	Amt/Area	Amount [ug/L]	Grp	Name
13.644		-	-	-		PETN

Totals : 0.00000

2 Warnings or Errors :

Warning : Calibration warnings (see calibration table listing)
Warning : Calibrated compound(s) not found

==========

*** End of Report ***

Data File C:\CHEM32\1\DATA\031221\031221 2021-03-12 16-43-12\5L027837.D
Sample Name: B1C0710-BLK2

==========

Acq. Operator : JWR
Seq. Line : 34
Acq. Instrument : HPLC5
Location : Vial 31
Injection Date : 3/13/2021 5:44:57 AM
Inj : 1
Inj Volume : 100 µl
Acq. Method : C:\Chem32\1\DATA\031221\031221 2021-03-12 16-43-12\8330PLUS-PETN.M
Last changed : 3/12/2021 4:43:06 PM by JWR
Analysis Method : C:\CHEM32\1\METHODS\8330PLUS-PETNDA.M
Last changed : 3/16/2021 7:28:35 PM by JWR
Method Info : OVD-SOP#HPLC02: 8330PLUS-PETN Calibration 02/16/2021

Sample Info : 1 (Surr 250ppb "OC") GBLK

==========

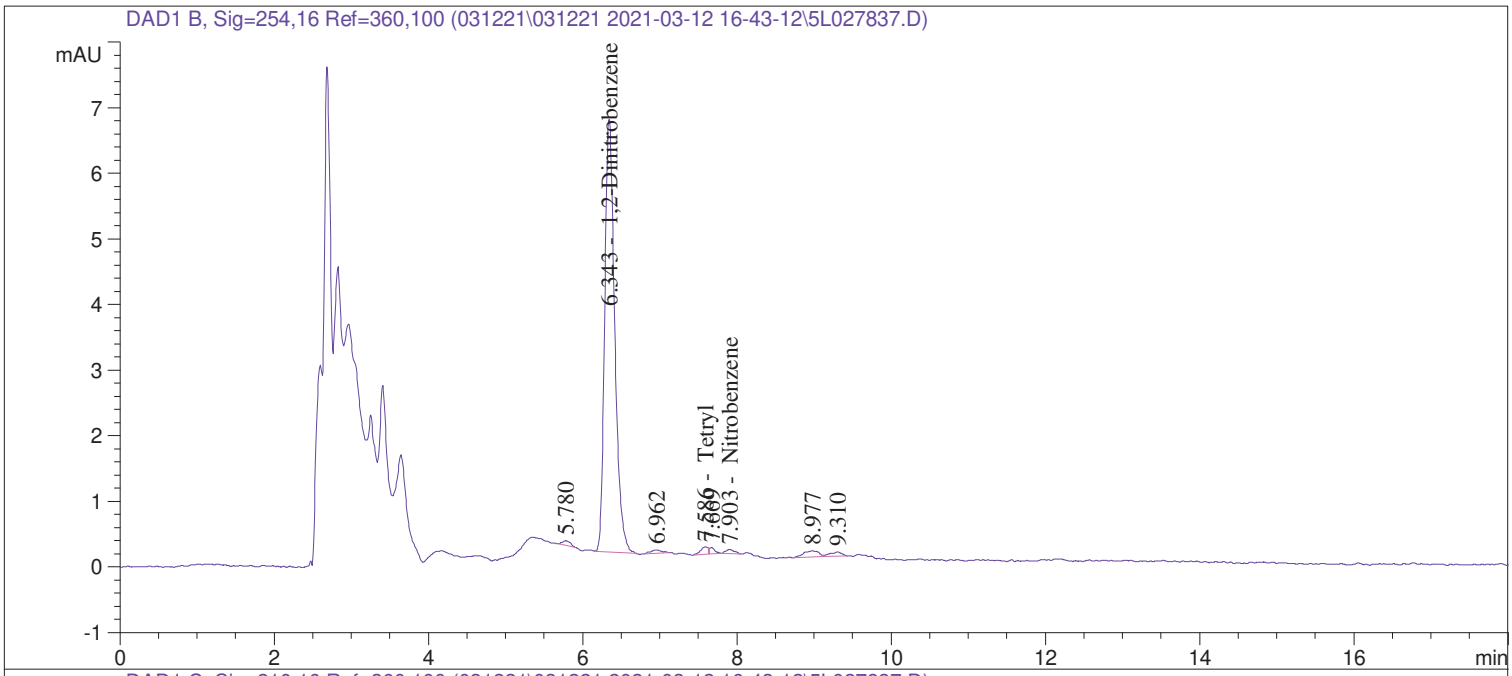

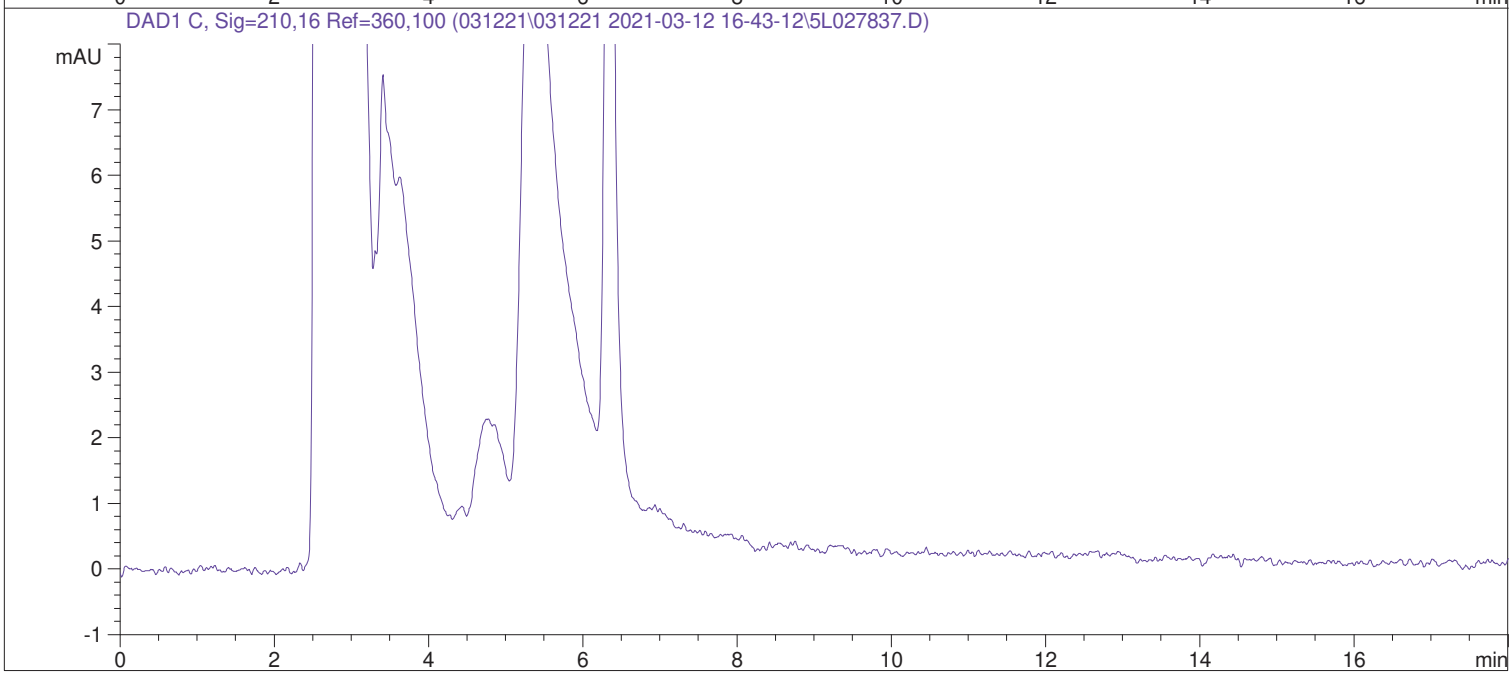

Data File C:\CHEM32\1\DATA\031221\031221 2021-03-12 16-43-12\5L027837.D
Sample Name: B1C0710-BLK2

==========

Acq. Operator : JWR
Seq. Line : 34
Acq. Instrument : HPLC5
Location : Vial 31
Injection Date : 3/13/2021 5:44:57 AM
Inj : 1
Inj Volume : 100 µl
Acq. Method : C:\Chem32\1\DATA\031221\031221 2021-03-12 16-43-12\8330PLUS-PETN.M
Last changed : 3/12/2021 4:43:06 PM by JWR
Analysis Method : C:\CHEM32\1\METHODS\8330PLUS-PETNDA.M
Last changed : 3/16/2021 7:28:35 PM by JWR
Method Info : OVD-SOP#HPLC02: 8330PLUS-PETN Calibration 02/16/2021

Sample Info : 1 (Surr 250ppb "OC") GBLK

==========

==========

External Standard Report

==========

Sorted By : Signal
Calib. Data Modified : 3/16/2021 6:00:18 PM
Multiplier : 1.0000
Dilution : 1.0000
Use Multiplier & Dilution Factor with ISTDs

Signal 1: DAD1 B, Sig=254,16 Ref=360,100

RetTime [min]	Type	Area [mAU*s]	Amt/Area	Amount [ug/L]	Grp	Name
3.756		-	-	-		HMX
4.992		-	-	-		RDX
6.079		-	-	-		1,3,5-Trinitrobenzene
6.343	BBA	59.89304	3.60196	215.73227		1,2-Dinitrobenzene
7.231		-	-	-		1,3-Dinitrobenzene
7.586	BV	8.41349e-1	2.98597	2.51224		Tetryl
7.903	BBA	4.82559e-1	2.27736	1.09896		Nitrobenzene
8.575		-	-	-		2,4,6-Trinitrotoluene
9.162		-	-	-		4-Amino-2,6-Dinitrotoluene
9.597		-	-	-		2-Amino-4,6-Dinitrotoluene
9.891		-	-	-		2,6-Dinitrotoluene
10.157		-	-	-		2,4-Dinitrotoluene
11.486		-	-	-		2-Nitrotoluene
12.034		-	-	-		4-Nitrotoluene
12.917		-	-	-		3-Nitrotoluene

Totals : 219.34347

Data File C:\CHEM32\1\DATA\031221\031221 2021-03-12 16-43-12\5L027837.D
Sample Name: B1C0710-BLK2

==========

Acq. Operator : JWR Seq. Line : 34
Acq. Instrument : HPLC5 Location : Vial 31
Injection Date : 3/13/2021 5:44:57 AM Inj : 1
Inj Volume : 100 µl
Acq. Method : C:\Chem32\1\DATA\031221\031221 2021-03-12 16-43-12\8330PLUS-PETN.M
Last changed : 3/12/2021 4:43:06 PM by JWR
Analysis Method : C:\CHEM32\1\METHODS\8330PLUS-PETNDA.M
Last changed : 3/16/2021 7:28:35 PM by JWR
Method Info : OVD-SOP#HPLC02: 8330PLUS-PETN Calibration 02/16/2021

Sample Info : 1 (Surr 250ppb "OC") GBLK

==========

Signal 2: DAD1 C, Sig=210,16 Ref=360,100

RetTime [min]	Type	Area [mAU*s]	Amt/Area	Amount [ug/L]	Grp	Name
13.644		-	-	-		PETN

Totals : 0.00000

2 Warnings or Errors :

Warning : Calibration warnings (see calibration table listing)
Warning : Calibrated compound(s) not found

==========

*** End of Report ***

Data File C:\CHEM32\1\DATA\031521\031521 2021-03-15 19-22-41\6L0008455.D
Sample Name: B1C0710-BLK3

==========

Acq. Operator : JWR
Seq. Line : 13
Acq. Instrument : HPLC6
Location : 12
Injection Date : 3/16/2021 5:59:45 AM
Inj : 1
Inj Volume : 100.000 µl
Acq. Method : C:\Chem32\1\Data\031521\031521 2021-03-15 19-22-41\8330.M
Last changed : 3/15/2021 7:22:41 PM by JWR
Analysis Method : C:\CHEM32\1\METHODS\8330DATA.M
Last changed : 3/18/2021 12:05:51 AM by JWR
Method Info : OVD-SOP#HPLC02 : 8330 Calibration 23-MAY-2020

Sample Info : 1 (Surr 250ppb "OC")

==========

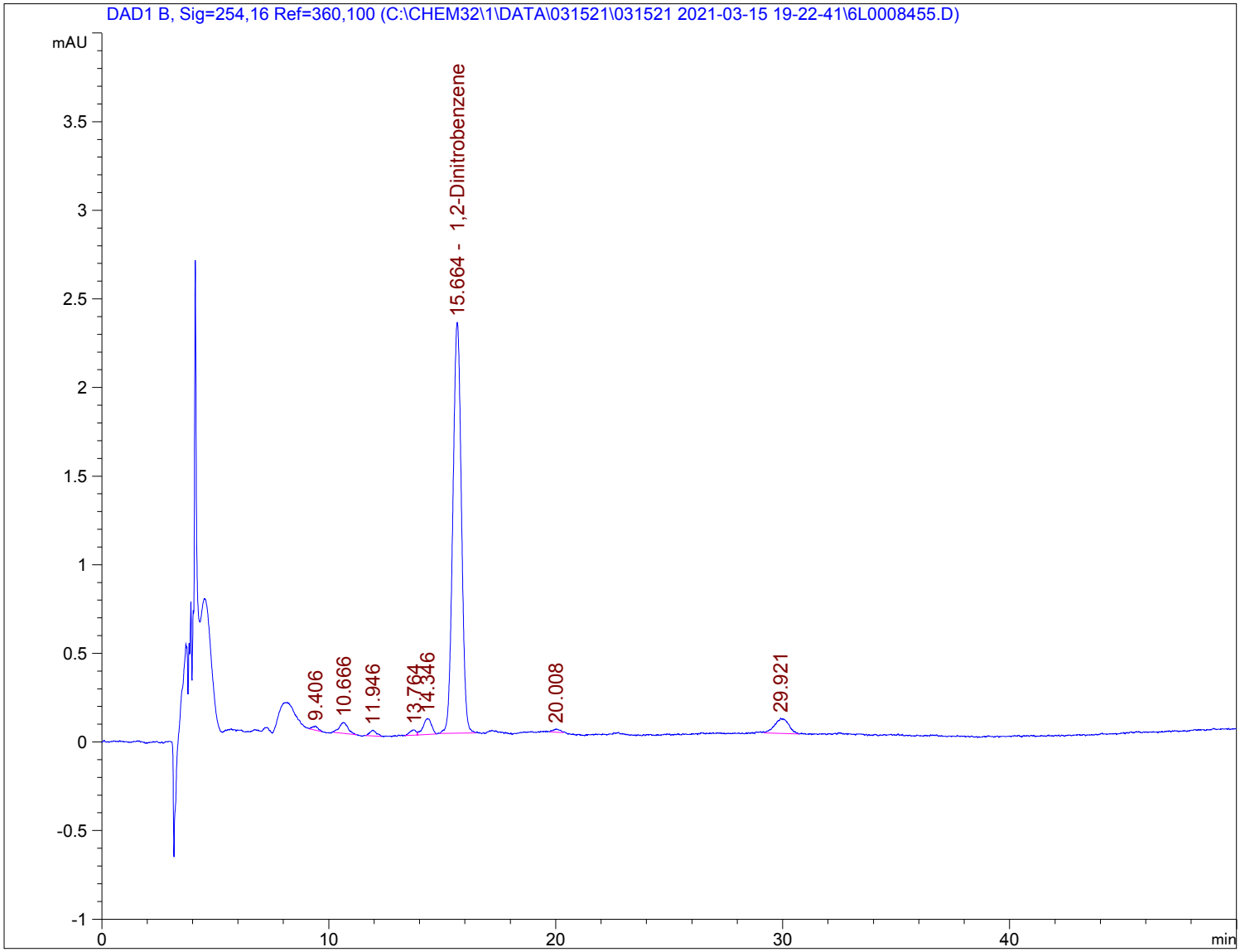

Data File C:\CHEM32\1\DATA\031521\031521 2021-03-15 19-22-41\6L0008455.D
Sample Name: B1C0710-BLK3

==========

Acq. Operator : JWR
Seq. Line : 13
Acq. Instrument : HPLC6
Location : 12
Injection Date : 3/16/2021 5:59:45 AM
Inj : 1
Inj Volume : 100.000 µl
Acq. Method : C:\Chem32\1\Data\031521\031521 2021-03-15 19-22-41\8330.M
Last changed : 3/15/2021 7:22:41 PM by JWR
Analysis Method : C:\CHEM32\1\METHODS\8330DATA.M
Last changed : 3/18/2021 12:05:51 AM by JWR
Method Info : OVD-SOP#HPLC02 : 8330 Calibration 23-MAY-2020

Sample Info : 1 (Surr 250ppb "OC")

==========

==========

External Standard Report

==========

Sorted By : Signal
Calib. Data Modified : 3/17/2021 10:41:50 PM
Multiplier : 1.0000
Dilution : 1.0000
Do not use Multiplier & Dilution Factor with ISTDs

Signal 1: DAD1 B, Sig=254,16 Ref=360,100

RetTime [min]	Type	Area [mAU*s]	Amt/Area	Amount [ug/L]	Grp	Name
8.392		-	-	-		HMX
12.732		-	-	-		RDX
13.360		-	-	-		1,3,5-Trinitrobenzene
15.664	BV	60.58352	3.61799	219.19051		1,2-Dinitrobenzene
16.596		-	-	-		1,3-Dinitrobenzene
17.808		-	-	-		Nitrobenzene
21.859		-	-	-		2,4,6-Trinitrotoluene
22.623		-	-	-		Tetryl
25.456		-	-	-		2,6-Dinitrotoluene
26.790		-	-	-		2,4-Dinitrotoluene
28.962		-	-	-		2-Nitrotoluene
31.563		-	-	-		4-Nitrotoluene
33.864		-	-	-		3-Nitrotoluene
34.797		-	-	-		4-Amino-2,6-Dinitrotoluene
37.373		-	-	-		2-Amino-4,6-Dinitrotoluene

Totals : 219.19051

1 Warnings or Errors :

Warning : Calibrated compound(s) not found

==========

*** End of Report ***

Data File C:\CHEM32\1\DATA\031521\031521 2021-03-15 19-22-41\6L0008456.D
Sample Name: B1C0710-BLK4

==========

Acq. Operator : JWR
Seq. Line : 14
Acq. Instrument : HPLC6
Location : 13
Injection Date : 3/16/2021 6:52:36 AM
Inj : 1
Inj Volume : 100.000 µl
Acq. Method : C:\Chem32\1\Data\031521\031521 2021-03-15 19-22-41\8330.M
Last changed : 3/15/2021 7:22:41 PM by JWR
Analysis Method : C:\CHEM32\1\METHODS\8330DATA.M
Last changed : 3/18/2021 12:10:20 AM by JWR
Method Info : OVD-SOP#HPLC02 : 8330 Calibration 23-MAY-2020

Sample Info : 1 (Surr 250ppb "OC") GBLK

==========

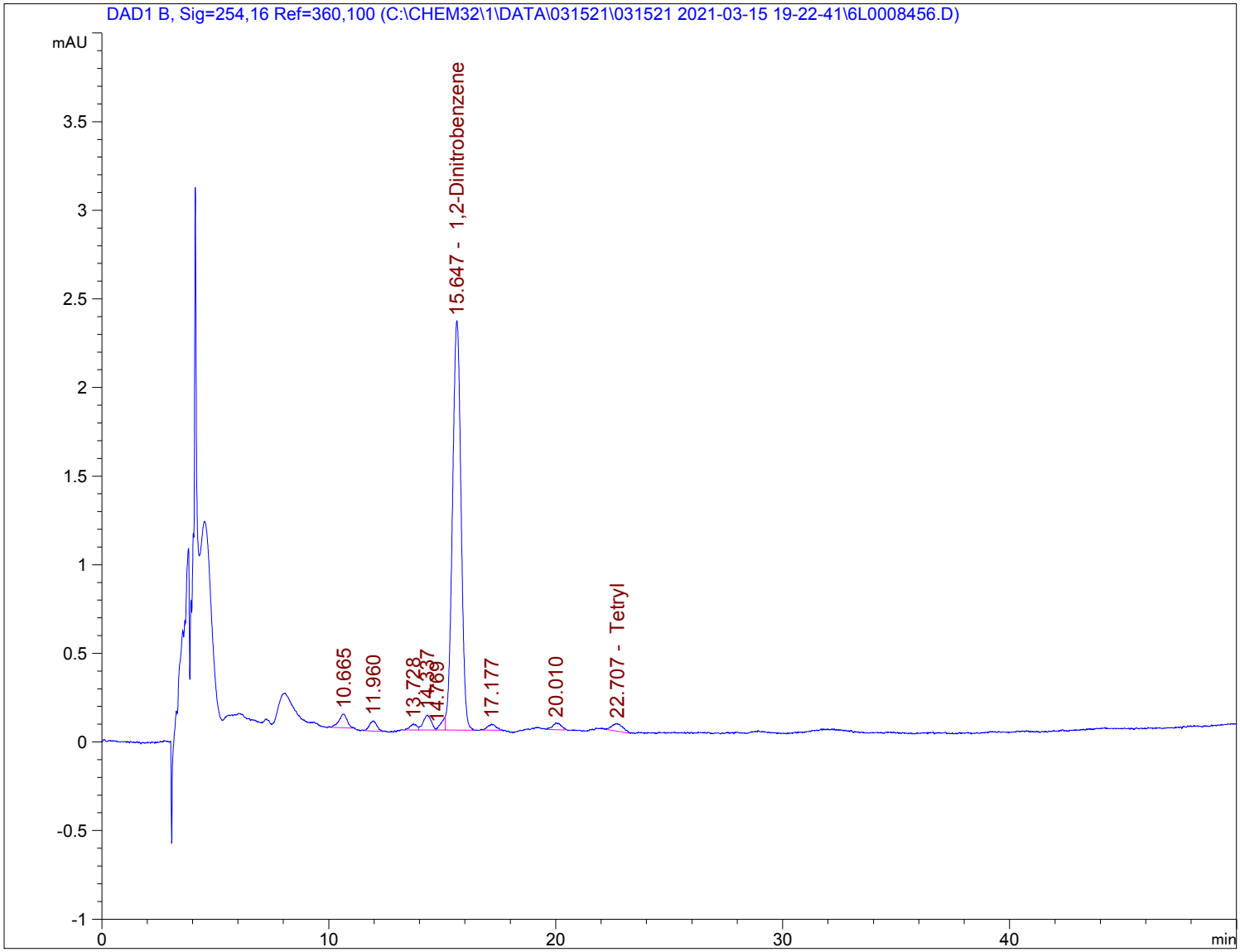

Data File C:\CHEM32\1\DATA\031521\031521 2021-03-15 19-22-41\6L0008456.D
Sample Name: B1C0710-BLK4

==========

Acq. Operator : JWR Seq. Line : 14
Acq. Instrument : HPLC6 Location : 13
Injection Date : 3/16/2021 6:52:36 AM Inj : 1
Inj Volume : 100.000 µl
Acq. Method : C:\Chem32\1\Data\031521\031521 2021-03-15 19-22-41\8330.M
Last changed : 3/15/2021 7:22:41 PM by JWR
Analysis Method : C:\CHEM32\1\METHODS\8330DATA.M
Last changed : 3/18/2021 12:10:20 AM by JWR
Method Info : OVD-SOP#HPLC02 : 8330 Calibration 23-MAY-2020

Sample Info : 1 (Surr 250ppb "OC") GBLK

==========

==========

External Standard Report

==========

Sorted By : Signal
Calib. Data Modified : 3/17/2021 10:41:50 PM
Multiplier : 1.0000
Dilution : 1.0000
Do not use Multiplier & Dilution Factor with ISTDs

Signal 1: DAD1 B, Sig=254,16 Ref=360,100

RetTime [min]	Type	Area [mAU*s]	Amt/Area	Amount [ug/L]	Grp	Name
8.392		-	-	-		HMX
12.732		-	-	-		RDX
13.360		-	-	-		1,3,5-Trinitrobenzene
15.647	VB	60.46750	3.61798	218.77006		1,2-Dinitrobenzene
16.596		-	-	-		1,3-Dinitrobenzene
17.808		-	-	-		Nitrobenzene
21.859		-	-	-		2,4,6-Trinitrotoluene
22.707	BV	1.44884	4.09582	5.93420		Tetryl
25.456		-	-	-		2,6-Dinitrotoluene
26.790		-	-	-		2,4-Dinitrotoluene
28.962		-	-	-		2-Nitrotoluene
31.563		-	-	-		4-Nitrotoluene
33.864		-	-	-		3-Nitrotoluene
34.797		-	-	-		4-Amino-2,6-Dinitrotoluene
37.373		-	-	-		2-Amino-4,6-Dinitrotoluene

Totals : 224.70425

1 Warnings or Errors :

Warning : Calibrated compound(s) not found

==========

*** End of Report ***

Data File C:\CHEM32\1\DATA\031221\031221 2021-03-12 16-43-12\5L027841.D
Sample Name: B1C0710-DUP1

==========

Acq. Operator : JWR
Seq. Line : 38
Acq. Instrument : HPLC5
Location : Vial 35
Injection Date : 3/13/2021 7:17:45 AM
Inj : 1
Inj Volume : 100 µl
Acq. Method : C:\Chem32\1\DATA\031221\031221 2021-03-12 16-43-12\8330PLUS-PETN.M
Last changed : 3/12/2021 4:43:06 PM by JWR
Analysis Method : C:\CHEM32\1\METHODS\8330PLUS-PETNDA.M
Last changed : 3/16/2021 7:41:00 PM by JWR
Method Info : OVD-SOP#HPLC02: 8330PLUS-PETN Calibration 02/16/2021

Sample Info : 1

==========

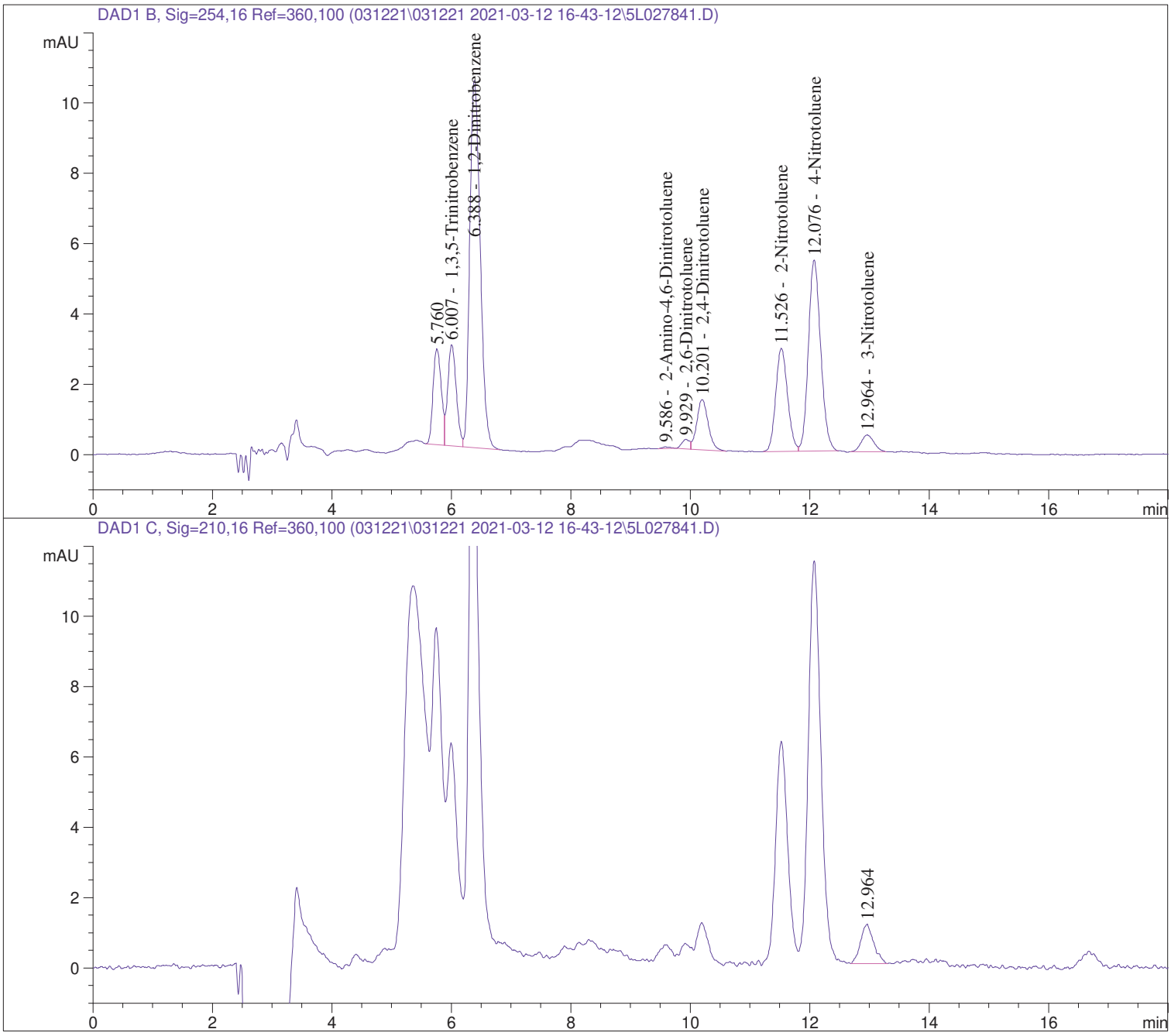

Data File C:\CHEM32\1\DATA\031221\031221 2021-03-12 16-43-12\5L027841.D
Sample Name: B1C0710-DUP1

==========

Acq. Operator : JWR Seq. Line : 38
Acq. Instrument : HPLC5 Location : Vial 35
Injection Date : 3/13/2021 7:17:45 AM Inj : 1
Inj Volume : 100 µl
Acq. Method : C:\Chem32\1\DATA\031221\031221 2021-03-12 16-43-12\8330PLUS-PETN.M
Last changed : 3/12/2021 4:43:06 PM by JWR
Analysis Method : C:\CHEM32\1\METHODS\8330PLUS-PETNDA.M
Last changed : 3/16/2021 7:41:00 PM by JWR
Method Info : OVD-SOP#HPLC02: 8330PLUS-PETN Calibration 02/16/2021

Sample Info : 1

==========

==========

External Standard Report

==========

Sorted By : Signal
Calib. Data Modified : 3/16/2021 6:00:18 PM
Multiplier : 1.0000
Dilution : 1.0000
Use Multiplier & Dilution Factor with ISTDs

Signal 1: DAD1 B, Sig=254,16 Ref=360,100

RetTime [min]	Type	Area [mAU*s]	Amt/Area	Amount [ug/L]	Grp	Name
3.756		-	-	-		HMX
4.992		-	-	-		RDX
6.007	VV	28.79703	2.64260	76.09889		1,3,5-Trinitrobenzene
6.388	VBA	126.87140	3.60177	456.96149		1,2-Dinitrobenzene
7.231		-	-	-		1,3-Dinitrobenzene
7.489		-	-	-		Tetryl
7.930		-	-	-		Nitrobenzene
8.575		-	-	-		2,4,6-Trinitrotoluene
9.162		-	-	-		4-Amino-2,6-Dinitrotoluene
9.586	BV	4.60470e-1	2.91294	1.34132		2-Amino-4,6-Dinitrotoluene
9.929	VV	2.53112	3.25501	8.23884		2,6-Dinitrotoluene
10.201	VBA	18.80966	1.77697	33.42420		2,4-Dinitrotoluene
11.526	BV	40.59485	4.58487	186.12228		2-Nitrotoluene
12.076	VBA	77.83957	5.46711	425.55781		4-Nitrotoluene
12.964	BBA	6.99018	4.05244	28.32727		3-Nitrotoluene

Totals : 1216.07209

Data File C:\CHEM32\1\DATA\031221\031221 2021-03-12 16-43-12\5L027841.D
Sample Name: B1C0710-DUP1

==========

Acq. Operator : JWR Seq. Line : 38
Acq. Instrument : HPLC5 Location : Vial 35
Injection Date : 3/13/2021 7:17:45 AM Inj : 1
Inj Volume : 100 µl
Acq. Method : C:\Chem32\1\DATA\031221\031221 2021-03-12 16-43-12\8330PLUS-PETN.M
Last changed : 3/12/2021 4:43:06 PM by JWR
Analysis Method : C:\CHEM32\1\METHODS\8330PLUS-PETNDA.M
Last changed : 3/16/2021 7:41:00 PM by JWR
Method Info : OVD-SOP#HPLC02: 8330PLUS-PETN Calibration 02/16/2021

Sample Info : 1

==========

Signal 2: DAD1 C, Sig=210,16 Ref=360,100

RetTime [min]	Type	Area [mAU*s]	Amt/Area	Amount [ug/L]	Grp	Name
13.644		-	-	-		PETN

Totals : 0.00000

2 Warnings or Errors :

Warning : Calibration warnings (see calibration table listing)
Warning : Calibrated compound(s) not found

==========

*** End of Report ***

Data File C:\CHEM32\1\DATA\031221\031221 2021-03-12 16-43-12\5L027842.D
Sample Name: B1C0710-DUP2

==========

Acq. Operator : JWR
Seq. Line : 39
Acq. Instrument : HPLC5
Location : Vial 36
Injection Date : 3/13/2021 7:40:55 AM
Inj : 1
Inj Volume : 100 µl
Acq. Method : C:\Chem32\1\DATA\031221\031221 2021-03-12 16-43-12\8330PLUS-PETN.M
Last changed : 3/12/2021 4:43:06 PM by JWR
Analysis Method : C:\CHEM32\1\METHODS\8330PLUS-PETNDA.M
Last changed : 3/16/2021 7:46:57 PM by JWR
Method Info : OVD-SOP#HPLC02: 8330PLUS-PETN Calibration 02/16/2021

Sample Info : 1

==========

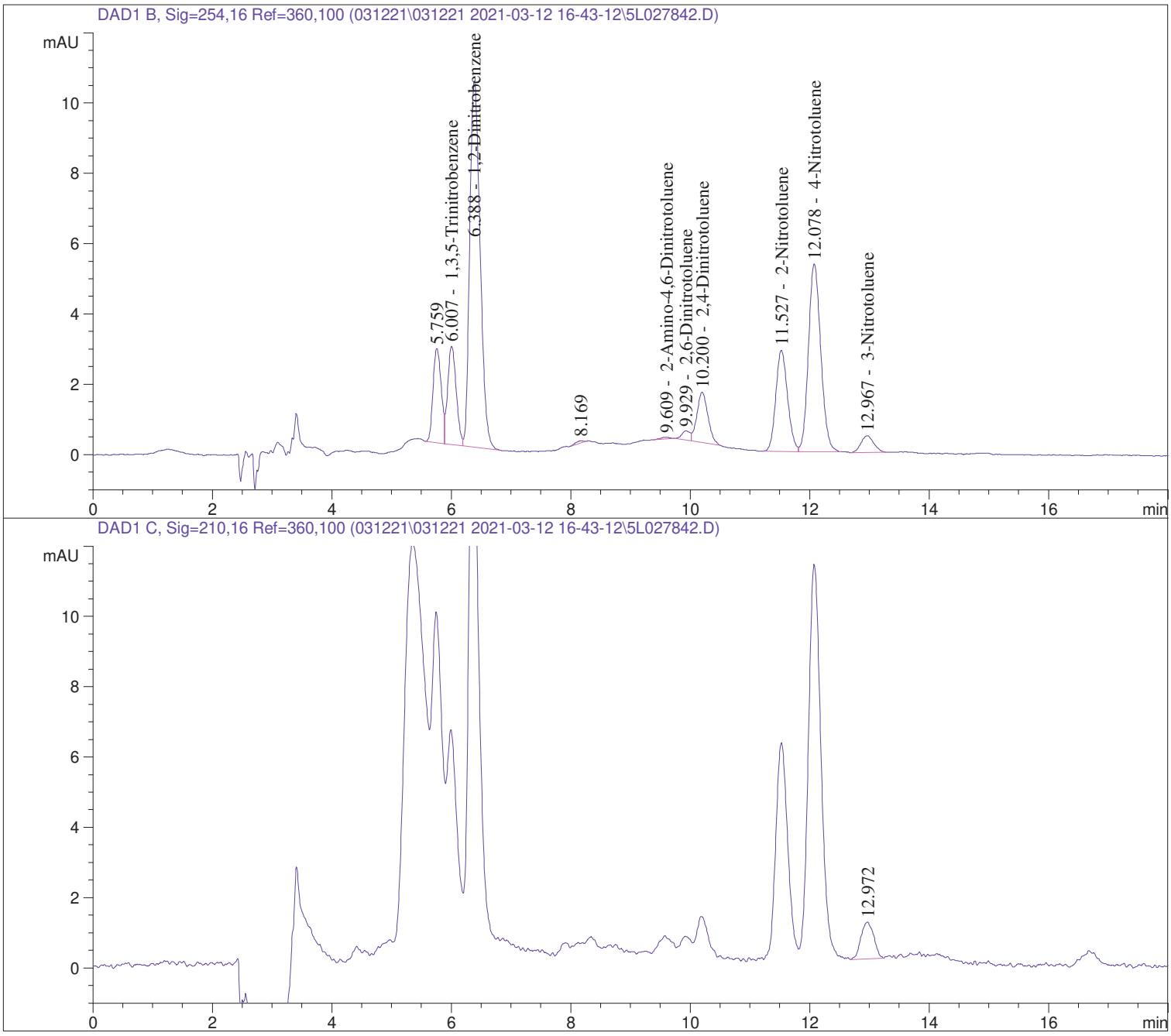

Data File C:\CHEM32\1\DATA\031221\031221 2021-03-12 16-43-12\5L027842.D
Sample Name: B1C0710-DUP2

==========

Acq. Operator : JWR Seq. Line : 39
Acq. Instrument : HPLC5 Location : Vial 36
Injection Date : 3/13/2021 7:40:55 AM Inj : 1
Inj Volume : 100 µl
Acq. Method : C:\Chem32\1\DATA\031221\031221 2021-03-12 16-43-12\8330PLUS-PETN.M
Last changed : 3/12/2021 4:43:06 PM by JWR
Analysis Method : C:\CHEM32\1\METHODS\8330PLUS-PETNDA.M
Last changed : 3/16/2021 7:46:57 PM by JWR
Method Info : OVD-SOP#HPLC02: 8330PLUS-PETN Calibration 02/16/2021

Sample Info : 1

==========

==========

External Standard Report

==========

Sorted By : Signal
Calib. Data Modified : 3/16/2021 6:00:18 PM
Multiplier : 1.0000
Dilution : 1.0000
Use Multiplier & Dilution Factor with ISTDs

Signal 1: DAD1 B, Sig=254,16 Ref=360,100

RetTime [min]	Type	Area [mAU*s]	Amt/Area	Amount [ug/L]	Grp	Name
3.756		-	-	-		HMX
4.992		-	-	-		RDX
6.007	VV	27.90305	2.64241	73.73128		1,3,5-Trinitrobenzene
6.388	VBA	125.84895	3.60177	453.27903		1,2-Dinitrobenzene
7.231		-	-	-		1,3-Dinitrobenzene
7.489		-	-	-		Tetryl
7.930		-	-	-		Nitrobenzene
8.575		-	-	-		2,4,6-Trinitrotoluene
9.162		-	-	-		4-Amino-2,6-Dinitrotoluene
9.609	BV	5.86019e-1	2.94780	1.72747		2-Amino-4,6-Dinitrotoluene
9.929	VV	2.59709	3.27035	8.49338		2,6-Dinitrotoluene
10.200	VBA	18.43876	1.77616	32.75026		2,4-Dinitrotoluene
11.527	BV	39.67360	4.58451	181.88405		2-Nitrotoluene
12.078	VBA	76.67638	5.46708	419.19610		4-Nitrotoluene
12.967	BBA	7.11575	4.05279	28.83863		3-Nitrotoluene

Totals : 1199.90021

Data File C:\CHEM32\1\DATA\031221\031221 2021-03-12 16-43-12\5L027842.D
Sample Name: B1C0710-DUP2

==========

Acq. Operator : JWR
Seq. Line : 39
Acq. Instrument : HPLC5
Location : Vial 36
Injection Date : 3/13/2021 7:40:55 AM
Inj : 1
Inj Volume : 100 µl
Acq. Method : C:\Chem32\1\DATA\031221\031221 2021-03-12 16-43-12\8330PLUS-PETN.M
Last changed : 3/12/2021 4:43:06 PM by JWR
Analysis Method : C:\CHEM32\1\METHODS\8330PLUS-PETNDA.M
Last changed : 3/16/2021 7:46:57 PM by JWR
Method Info : OVD-SOP#HPLC02: 8330PLUS-PETN Calibration 02/16/2021

Sample Info : 1

==========

Signal 2: DAD1 C, Sig=210,16 Ref=360,100

RetTime [min]	Type	Area [mAU*s]	Amt/Area	Amount [ug/L]	Grp	Name
13.644		-	-	-		PETN

Totals : 0.00000

2 Warnings or Errors :

Warning : Calibration warnings (see calibration table listing)
Warning : Calibrated compound(s) not found

==========

*** End of Report ***

Data File C:\CHEM32\1\DATA\031521\031521 2021-03-15 19-22-41\6L0008460.D
Sample Name: B1C0710-DUP3

==========

Acq. Operator : JWR
Seq. Line : 18
Acq. Instrument : HPLC6
Location : 17
Injection Date : 3/16/2021 10:23:58 AM
Inj : 1
Inj Volume : 100.000 µl
Acq. Method : C:\Chem32\1\Data\031521\031521 2021-03-15 19-22-41\8330.M
Last changed : 3/15/2021 7:22:41 PM by JWR
Analysis Method : C:\CHEM32\1\METHODS\8330DATA.M
Last changed : 3/18/2021 12:26:39 AM by JWR
Method Info : OVD-SOP#HPLC02 : 8330 Calibration 23-MAY-2020

Sample Info : 1

==========

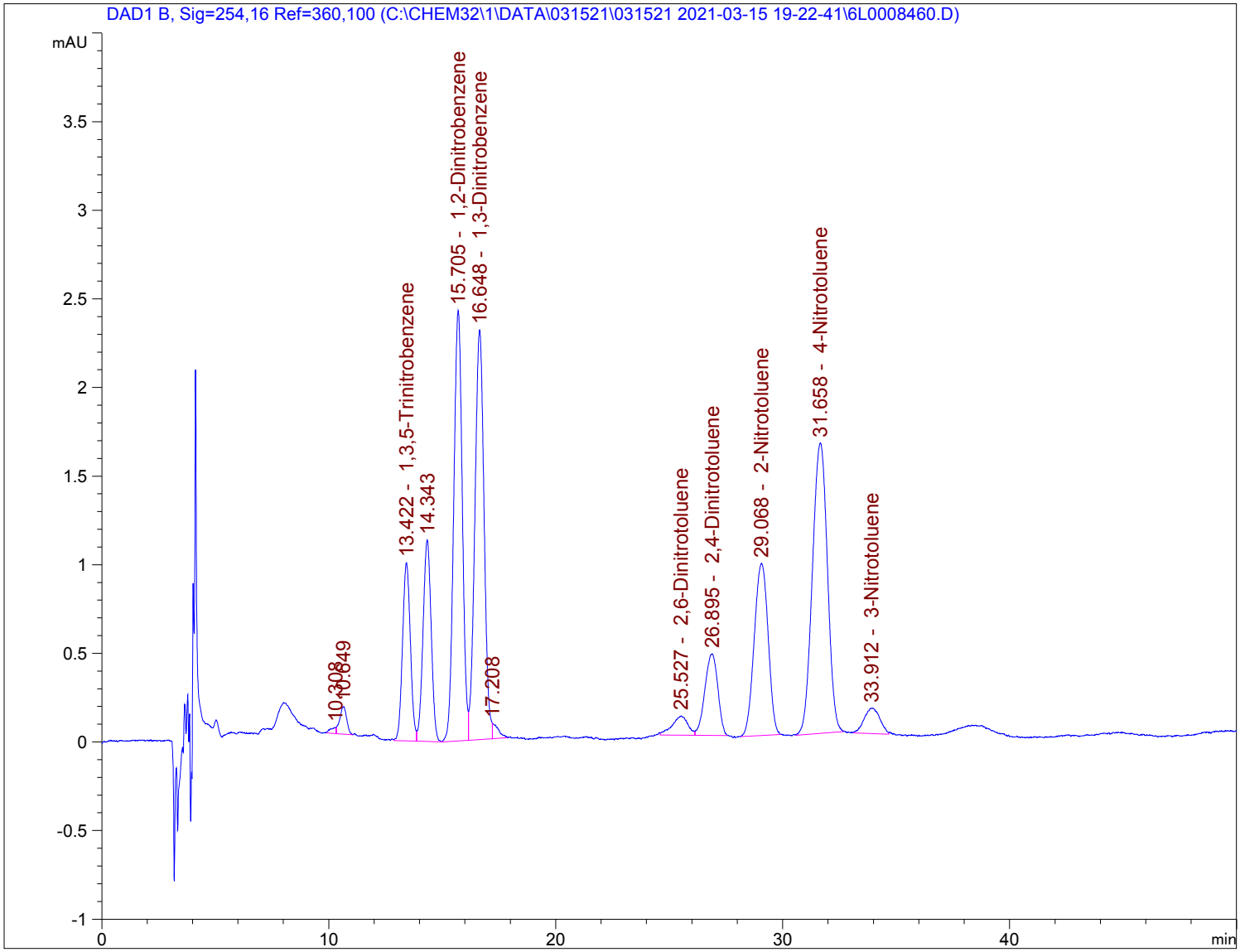

Data File C:\CHEM32\1\DATA\031521\031521 2021-03-15 19-22-41\6L0008460.D
Sample Name: B1C0710-DUP3

==========

Acq. Operator : JWR
Seq. Line : 18
Acq. Instrument : HPLC6
Location : 17
Injection Date : 3/16/2021 10:23:58 AM
Inj : 1
Inj Volume : 100.000 µl
Acq. Method : C:\Chem32\1\Data\031521\031521 2021-03-15 19-22-41\8330.M
Last changed : 3/15/2021 7:22:41 PM by JWR
Analysis Method : C:\CHEM32\1\METHODS\8330DATA.M
Last changed : 3/18/2021 12:26:39 AM by JWR
Method Info : OVD-SOP#HPLC02 : 8330 Calibration 23-MAY-2020

Sample Info : 1

==========

==========

External Standard Report

==========

Sorted By : Signal
Calib. Data Modified : 3/17/2021 10:41:50 PM
Multiplier : 1.0000
Dilution : 1.0000
Do not use Multiplier & Dilution Factor with ISTDs

Signal 1: DAD1 B, Sig=254,16 Ref=360,100

RetTime [min]	Type	Area [mAU*s]	Amt/Area	Amount [ug/L]	Grp	Name
8.392		-	-	-		HMX
12.732		-	-	-		RDX
13.422	VV	24.18825	2.33932	56.58412		1,3,5-Trinitrobenzene
15.705	VV	63.92782	3.61829	231.30960		1,2-Dinitrobenzene
16.648	VF	65.28746	1.63036	106.44205		1,3-Dinitrobenzene
17.808		-	-	-		Nitrobenzene
21.859		-	-	-		2,4,6-Trinitrotoluene
22.623		-	-	-		Tetryl
25.527	VV	5.17038	3.71159	19.19035		2,6-Dinitrotoluene
26.895	VBA	18.26417	1.80538	32.97379		2,4-Dinitrotoluene
29.068	BV	41.40532	4.54491	188.18338		2-Nitrotoluene
31.658	VV	75.68291	5.41786	410.03947		4-Nitrotoluene
33.912	VV	6.90268	3.91542	27.02687		3-Nitrotoluene
34.797		-	-	-		4-Amino-2,6-Dinitrotoluene
37.373		-	-	-		2-Amino-4,6-Dinitrotoluene

Totals : 1071.74962

1 Warnings or Errors :

Warning : Calibrated compound(s) not found

==========

*** End of Report ***

Data File C:\CHEM32\1\DATA\031521\031521 2021-03-15 19-22-41\6L0008461.D
Sample Name: B1C0710-DUP4

==========

Acq. Operator : JWR
Seq. Line : 19
Acq. Instrument : HPLC6
Location : 18
Injection Date : 3/16/2021 11:16:50 AM
Inj : 1
Inj Volume : 100.000 µl
Acq. Method : C:\Chem32\1\Data\031521\031521 2021-03-15 19-22-41\8330.M
Last changed : 3/15/2021 7:22:41 PM by JWR
Analysis Method : C:\CHEM32\1\METHODS\8330DATA.M
Last changed : 3/18/2021 12:36:18 AM by JWR
Method Info : OVD-SOP#HPLC02 : 8330 Calibration 23-MAY-2020

Sample Info : 1

==========

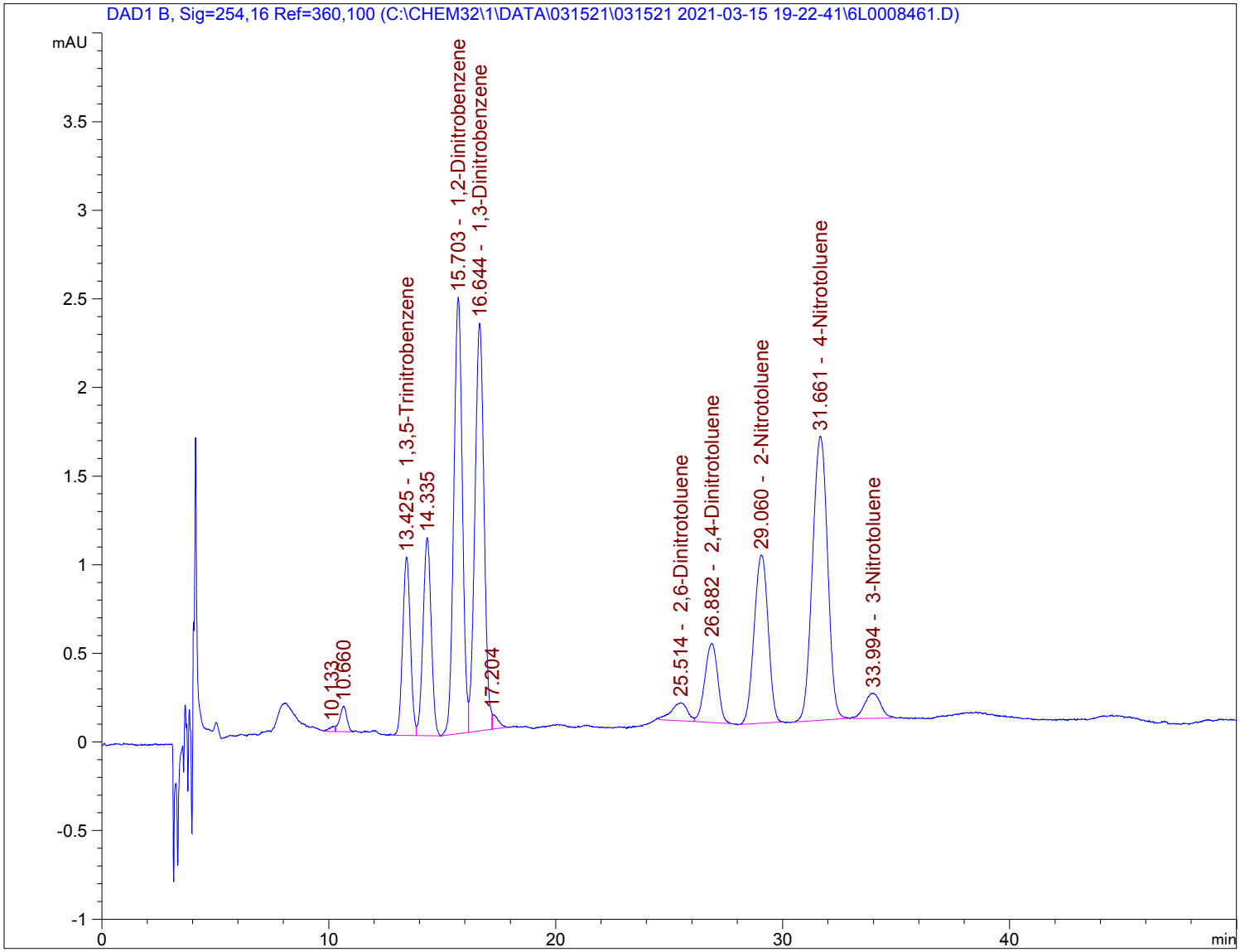

Data File C:\CHEM32\1\DATA\031521\031521 2021-03-15 19-22-41\6L0008461.D
Sample Name: B1C0710-DUP4

==========

Acq. Operator : JWR
Seq. Line : 19
Acq. Instrument : HPLC6
Location : 18
Injection Date : 3/16/2021 11:16:50 AM
Inj : 1
Inj Volume : 100.000 µl
Acq. Method : C:\Chem32\1\Data\031521\031521 2021-03-15 19-22-41\8330.M
Last changed : 3/15/2021 7:22:41 PM by JWR
Analysis Method : C:\CHEM32\1\METHODS\8330DATA.M
Last changed : 3/18/2021 12:36:18 AM by JWR
Method Info : OVD-SOP#HPLC02 : 8330 Calibration 23-MAY-2020

Sample Info : 1

==========

==========

External Standard Report

==========

Sorted By : Signal
Calib. Data Modified : 3/17/2021 10:41:50 PM
Multiplier : 1.0000
Dilution : 1.0000
Do not use Multiplier & Dilution Factor with ISTDs

Signal 1: DAD1 B, Sig=254,16 Ref=360,100

RetTime [min]	Type	Area [mAU*s]	Amt/Area	Amount [ug/L]	Grp	Name
8.392		-	-	-		HMX
12.732		-	-	-		RDX
13.425	VV	23.79125	2.33920	55.65242		1,3,5-Trinitrobenzene
15.703	BV	64.59414	3.61835	233.72422		1,2-Dinitrobenzene
16.644	VF	64.75246	1.63037	105.57020		1,3-Dinitrobenzene
17.808		-	-	-		Nitrobenzene
21.859		-	-	-		2,4,6-Trinitrotoluene
22.623		-	-	-		Tetryl
25.514	VV	5.04201	3.71012	18.70647		2,6-Dinitrotoluene
26.882	VBA	17.68250	1.80441	31.90652		2,4-Dinitrotoluene
29.060	BV	40.74082	4.54464	185.15228		2-Nitrotoluene
31.661	BV	74.43122	5.41790	403.26075		4-Nitrotoluene
33.994	VV	6.89457	3.91532	26.99448		3-Nitrotoluene
34.797		-	-	-		4-Amino-2,6-Dinitrotoluene
37.373		-	-	-		2-Amino-4,6-Dinitrotoluene

Totals : 1060.96734

1 Warnings or Errors :

Warning : Calibrated compound(s) not found

==========

*** End of Report ***

Data File C:\CHEM32\1\DATA\031221\031221 2021-03-12 16-43-12\5L027838.D
Sample Name: B1C0710-BS1

==========

Acq. Operator : JWR
Seq. Line : 35
Acq. Instrument : HPLC5
Location : Vial 32
Injection Date : 3/13/2021 6:08:09 AM
Inj : 1
Inj Volume : 100 µl
Acq. Method : C:\Chem32\1\DATA\031221\031221 2021-03-12 16-43-12\8330PLUS-PETN.M
Last changed : 3/12/2021 4:43:06 PM by JWR
Analysis Method : C:\CHEM32\1\METHODS\8330PLUS-PETNDA.M
Last changed : 3/15/2021 12:38:04 PM by JWR
Method Info : OVD-SOP#HPLC02: 8330PLUS-PETN Calibration 02/16/2021

Sample Info : 1 (250ppb "OC")

==========

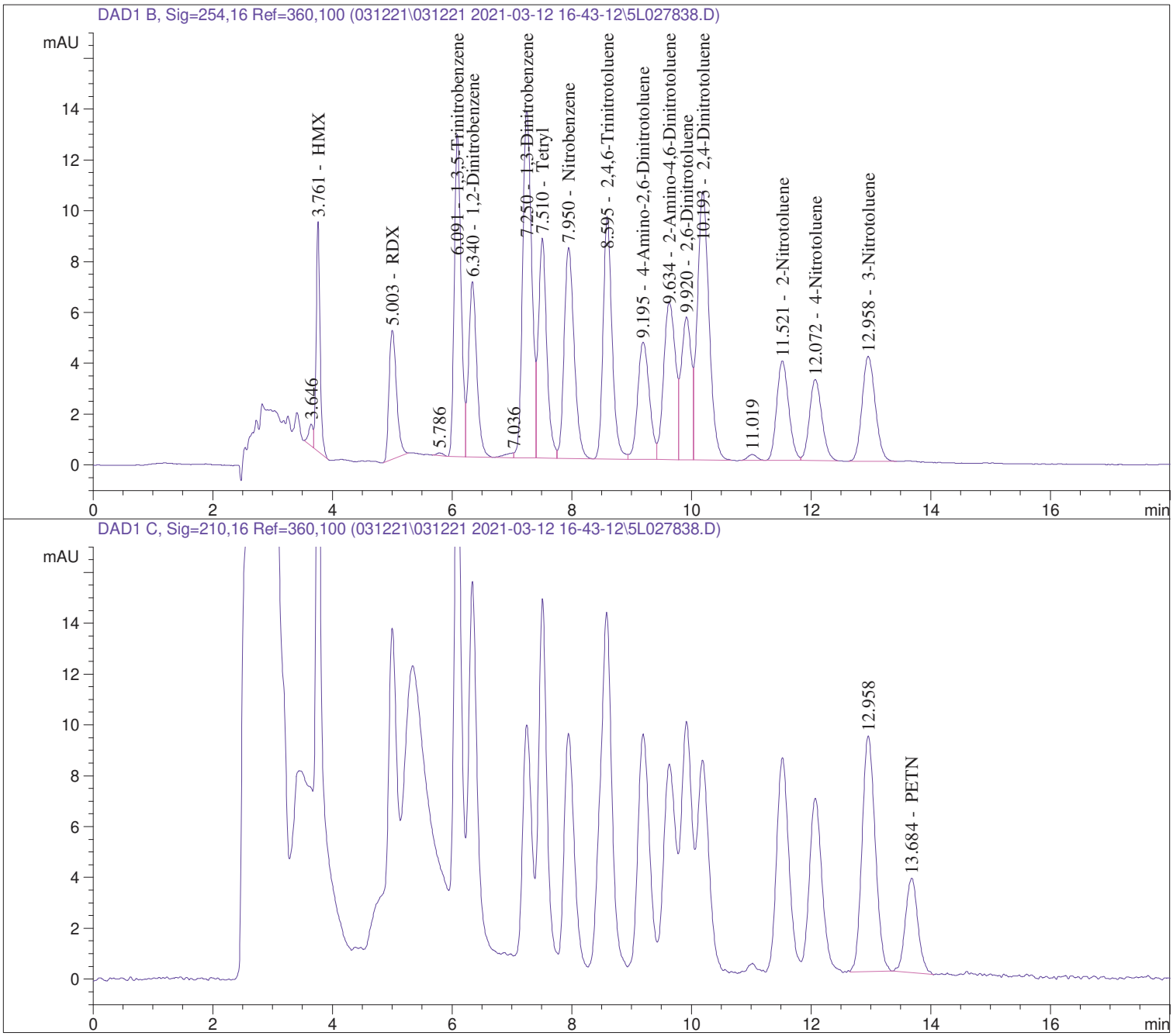

Data File C:\CHEM32\1\DATA\031221\031221 2021-03-12 16-43-12\5L027838.D
Sample Name: B1C0710-BS1

==========

Acq. Operator : JWR Seq. Line : 35
Acq. Instrument : HPLC5 Location : Vial 32
Injection Date : 3/13/2021 6:08:09 AM Inj : 1
Inj Volume : 100 µl
Acq. Method : C:\Chem32\1\DATA\031221\031221 2021-03-12 16-43-12\8330PLUS-PETN.M
Last changed : 3/12/2021 4:43:06 PM by JWR
Analysis Method : C:\CHEM32\1\METHODS\8330PLUS-PETNDA.M
Last changed : 3/15/2021 12:38:04 PM by JWR
Method Info : OVD-SOP#HPLC02: 8330PLUS-PETN Calibration 02/16/2021

Sample Info : 1 (250ppb "OC")

==========

==========

External Standard Report

==========

Sorted By : Signal
Calib. Data Modified : 3/12/2021 7:56:53 PM
Multiplier : 1.0000
Dilution : 1.0000
Use Multiplier & Dilution Factor with ISTDs

Signal 1: DAD1 B, Sig=254,16 Ref=360,100

RetTime [min]	Type	Area [mAU*s]	Amt/Area	Amount [ug/L]	Grp	Name
3.761	VBA	41.10773	6.20587	255.10910		HMX
5.003	BV	44.34449	5.29627	234.86023		RDX
6.091	VV	101.48571	2.64674	268.60666		1,3,5-Trinitrobenzene
6.340	VBA	65.16325	3.60193	234.71343		1,2-Dinitrobenzene
7.250	VV	143.80057	1.78070	256.06523		1,3-Dinitrobenzene
7.510	VV	84.06202	3.19444	268.53101		Tetryl
7.950	VV	96.44885	2.63558	254.19895		Nitrobenzene
8.595	VV	99.22562	2.55525	253.54623		2,4,6-Trinitrotoluene
9.195	VV	62.82793	4.40255	276.60317		4-Amino-2,6-Dinitrotoluene
9.634	VV	85.48502	3.07478	262.84753		2-Amino-4,6-Dinitrotoluene
9.920	VV	65.53528	3.83534	251.34989		2,6-Dinitrotoluene
10.193	VBA	144.64372	1.81182	262.06816		2,4-Dinitrotoluene
11.521	VV	54.63447	4.58889	250.71181		2-Nitrotoluene
12.072	VBA	46.30228	5.46571	253.07490		4-Nitrotoluene
12.958	BBA	63.22238	4.07040	257.34027		3-Nitrotoluene

Totals : 3839.62655

Data File C:\CHEM32\1\DATA\031221\031221 2021-03-12 16-43-12\5L027838.D
Sample Name: B1C0710-BS1

==========

Acq. Operator : JWR
Seq. Line : 35
Acq. Instrument : HPLC5
Location : Vial 32
Injection Date : 3/13/2021 6:08:09 AM
Inj : 1
Inj Volume : 100 µl
Acq. Method : C:\Chem32\1\DATA\031221\031221 2021-03-12 16-43-12\8330PLUS-PETN.M
Last changed : 3/12/2021 4:43:06 PM by JWR
Analysis Method : C:\CHEM32\1\METHODS\8330PLUS-PETNDA.M
Last changed : 3/15/2021 12:38:04 PM by JWR
Method Info : OVD-SOP#HPLC02: 8330PLUS-PETN Calibration 02/16/2021

Sample Info : 1 (250ppb "OC")

==========

Signal 2: DAD1 C, Sig=210,16 Ref=360,100

RetTime [min]	Type	Area [mAU*s]	Amt/Area	Amount [ug/L]	Grp	Name
13.684	VV	54.24447	4.06385	220.44123		PETN

Totals : 220.44123

1 Warnings or Errors :

Warning : Calibration warnings (see calibration table listing)

==========

*** End of Report ***

Data File C:\CHEM32\1\DATA\031521\031521 2021-03-15 19-22-41\6L0008457.D
Sample Name: B1C0710-BS2

==========

Acq. Operator : JWR
Seq. Line : 15
Acq. Instrument : HPLC6
Location : 14
Injection Date : 3/16/2021 7:45:26 AM
Inj : 1
Inj Volume : 100.000 µl
Acq. Method : C:\Chem32\1\Data\031521\031521 2021-03-15 19-22-41\8330.M
Last changed : 3/15/2021 7:22:41 PM by JWR
Analysis Method : C:\CHEM32\1\METHODS\8330DATA.M
Last changed : 3/16/2021 11:23:54 AM by JWR
Method Info : OVD-SOP#HPLC02 : 8330 Calibration 23-MAY-2020

Sample Info : 1 (250ppb "OC")

==========

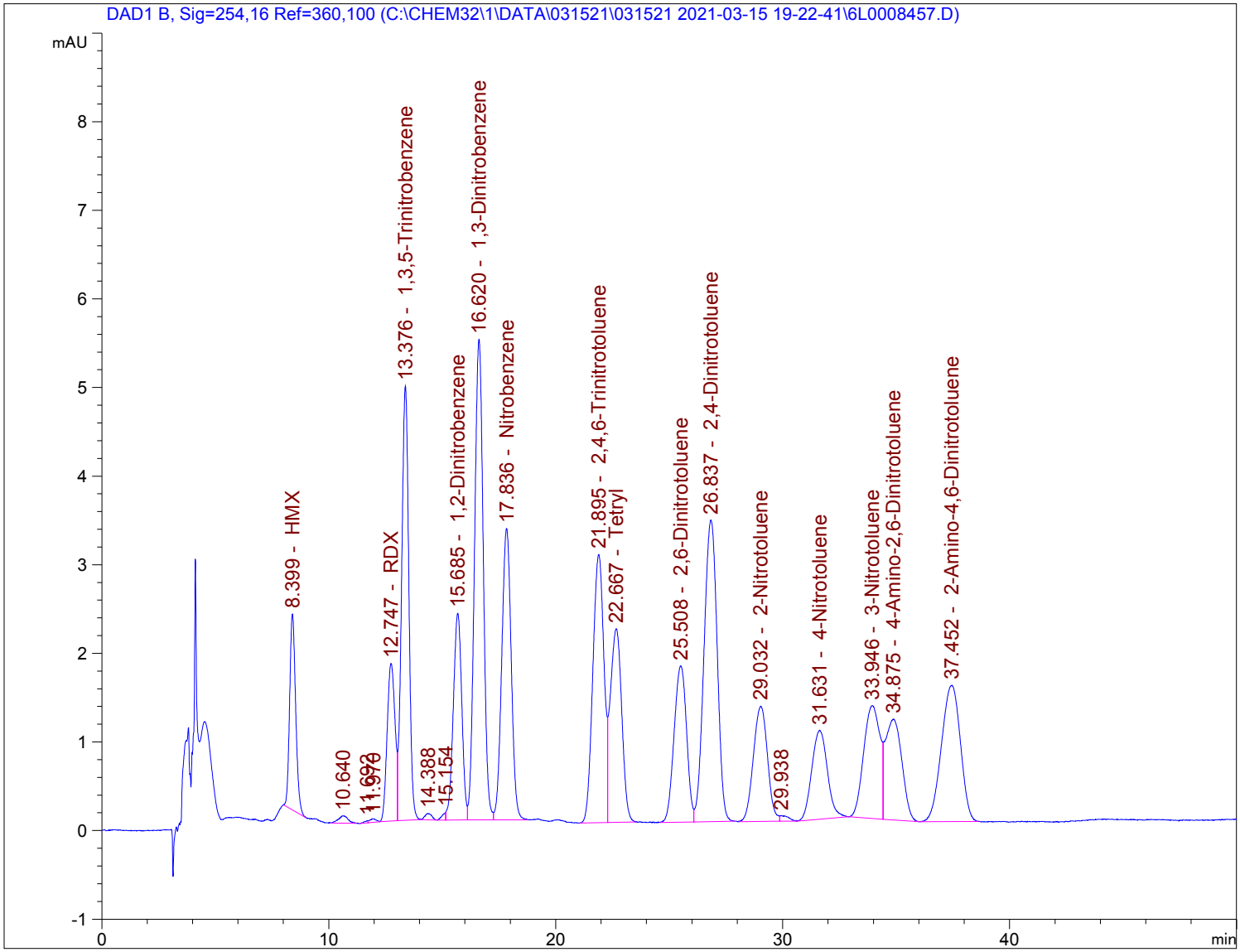

Data File C:\CHEM32\1\DATA\031521\031521 2021-03-15 19-22-41\6L0008457.D
Sample Name: B1C0710-BS2

==========

Acq. Operator : JWR
Seq. Line : 15
Acq. Instrument : HPLC6
Location : 14
Injection Date : 3/16/2021 7:45:26 AM
Inj : 1
Inj Volume : 100.000 µl
Acq. Method : C:\Chem32\1\Data\031521\031521 2021-03-15 19-22-41\8330.M
Last changed : 3/15/2021 7:22:41 PM by JWR
Analysis Method : C:\CHEM32\1\METHODS\8330DATA.M
Last changed : 3/16/2021 11:23:54 AM by JWR
Method Info : OVD-SOP#HPLC02 : 8330 Calibration 23-MAY-2020

Sample Info : 1 (250ppb "OC")

==========

==========

External Standard Report

==========

Sorted By : Signal
Calib. Data Modified : 3/10/2021 3:35:02 PM
Multiplier : 1.0000
Dilution : 1.0000
Do not use Multiplier & Dilution Factor with ISTDs

Signal 1: DAD1 B, Sig=254,16 Ref=360,100

RetTime [min]	Type	Area [mAU*s]	Amt/Area	Amount [ug/L]	Grp	Name
8.399	BBA	40.66486	5.79447	235.63116		HMX
12.747	VV	43.05894	4.94692	213.00901		RDX
13.376	VV	108.81456	2.34516	255.18742		1,3,5-Trinitrobenzene
15.685	VV	60.97046	3.61803	220.59269		1,2-Dinitrobenzene
16.620	VV	146.05814	1.62995	238.06811		1,3-Dinitrobenzene
17.836	VB	95.43289	2.52778	241.23371		Nitrobenzene
21.895	BV	103.46258	2.39237	247.52031		2,4,6-Trinitrotoluene
22.667	VBA	76.51781	3.17914	243.26049		Tetryl
25.508	VV	67.71224	3.76512	254.94489		2,6-Dinitrotoluene
26.837	VB	137.76654	1.83094	252.24284		2,4-Dinitrotoluene
29.032	BV	56.53505	4.54933	257.19682		2-Nitrotoluene
31.631	VV	48.00206	5.41913	260.12923		4-Nitrotoluene
33.946	VV	64.09998	3.98631	255.52223		3-Nitrotoluene
34.875	VV	57.38199	4.20387	241.22660		4-Amino-2,6-Dinitrotoluene
37.452	VBA	89.72122	2.75943	247.57987		2-Amino-4,6-Dinitrotoluene

Totals : 3663.34536

==========

*** End of Report ***

Data File C:\CHEM32\1\DATA\031221\031221 2021-03-12 16-43-12\5L027853.D
Sample Name: B1C0710-MS1

==========

Acq. Operator : JWR
Seq. Line : 50
Acq. Instrument : HPLC5
Location : Vial 46
Injection Date : 3/13/2021 11:56:06 AM
Inj : 1
Inj Volume : 100 µl
Acq. Method : C:\Chem32\1\DATA\031221\031221 2021-03-12 16-43-12\8330PLUS-PETN.M
Last changed : 3/12/2021 4:43:06 PM by JWR
Analysis Method : C:\CHEM32\1\METHODS\8330PLUS-PETNDA.M
Last changed : 3/15/2021 2:44:40 PM by JWR
Method Info : OVD-SOP#HPLC02: 8330PLUS-PETN Calibration 02/16/2021

Sample Info : 1

==========

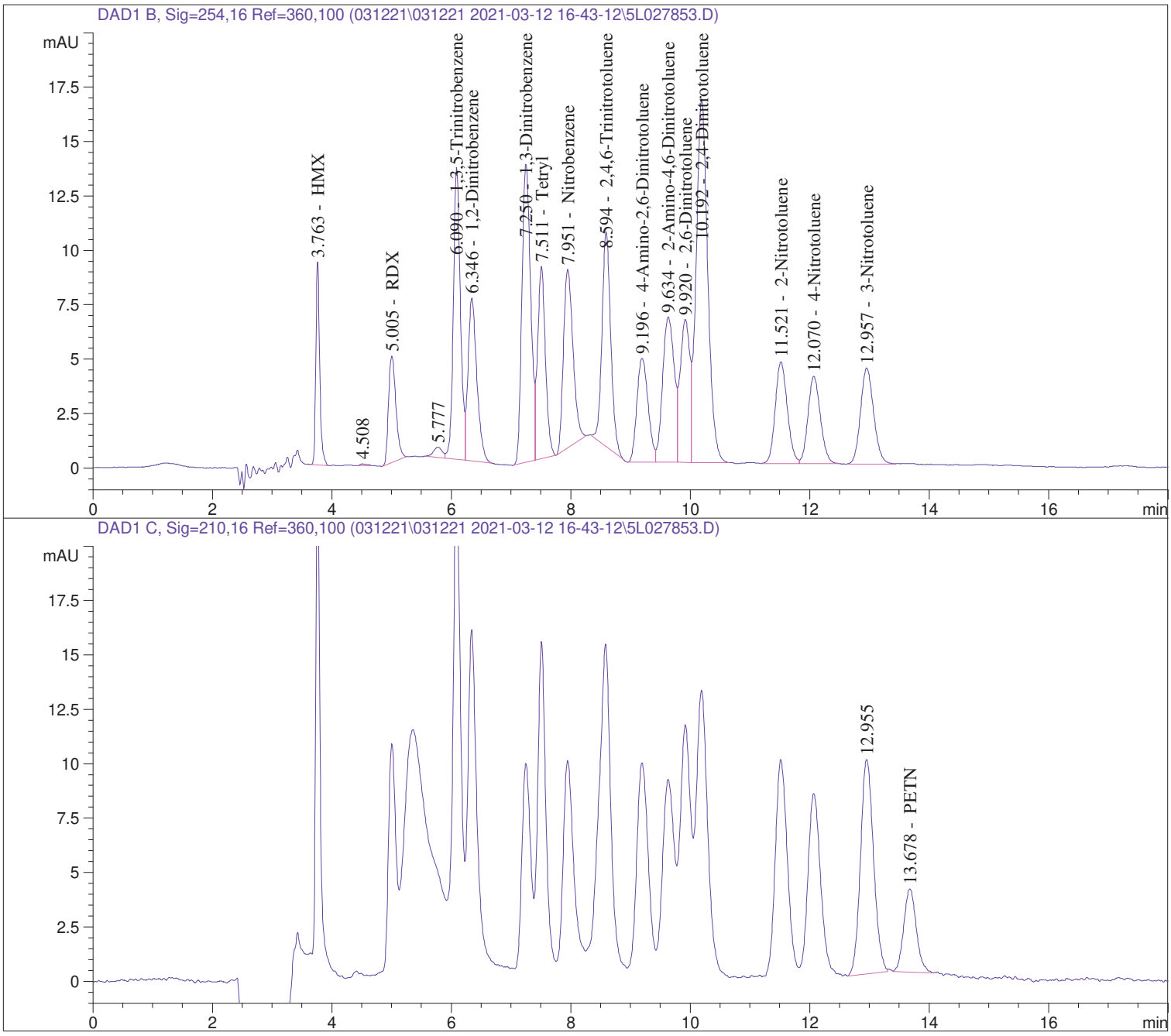

Data File C:\CHEM32\1\DATA\031221\031221 2021-03-12 16-43-12\5L027853.D
Sample Name: B1C0710-MS1

==========

Acq. Operator : JWR Seq. Line : 50
Acq. Instrument : HPLC5 Location : Vial 46
Injection Date : 3/13/2021 11:56:06 AM Inj : 1
Inj Volume : 100 µl
Acq. Method : C:\Chem32\1\DATA\031221\031221 2021-03-12 16-43-12\8330PLUS-PETN.M
Last changed : 3/12/2021 4:43:06 PM by JWR
Analysis Method : C:\CHEM32\1\METHODS\8330PLUS-PETNDA.M
Last changed : 3/15/2021 2:44:40 PM by JWR
Method Info : OVD-SOP#HPLC02: 8330PLUS-PETN Calibration 02/16/2021

Sample Info : 1

==========

==========

External Standard Report

==========

Sorted By : Signal
Calib. Data Modified : 3/12/2021 7:56:53 PM
Multiplier : 1.0000
Dilution : 1.0000
Use Multiplier & Dilution Factor with ISTDs

Signal 1: DAD1 B, Sig=254,16 Ref=360,100

RetTime [min]	Type	Area [mAU*s]	Amt/Area	Amount [ug/L]	Grp	Name
3.763	BBA	42.08103	6.20706	261.19955		HMX
5.005	BV	42.04073	5.30665	223.09540		RDX
6.090	VV	110.09945	2.64687	291.41917		1,3,5-Trinitrobenzene
6.346	VBA	77.16619	3.60188	277.94323		1,2-Dinitrobenzene
7.250	BV	139.05568	1.78059	247.60076		1,3-Dinitrobenzene
7.511	VBA	81.19482	3.19436	259.36587		Tetryl
7.951	BV	90.70602	2.63547	239.05290		Nitrobenzene
8.594	BBA	100.79192	2.55537	257.56093		2,4,6-Trinitrotoluene
9.196	BV	62.32484	4.40246	274.38273		4-Amino-2,6-Dinitrotoluene
9.634	VV	90.37248	3.07483	277.87967		2-Amino-4,6-Dinitrotoluene
9.920	VV	74.17856	3.83805	284.70129		2,6-Dinitrotoluene
10.192	VBA	226.00668	1.81369	409.90690		2,4-Dinitrotoluene
11.521	BV	65.56584	4.59083	301.00181		2-Nitrotoluene
12.070	VBA	58.03860	5.46641	317.26291		4-Nitrotoluene
12.957	BBA	67.49146	4.07054	274.72668		3-Nitrotoluene

Totals : 4197.09981

Data File C:\CHEM32\1\DATA\031221\031221 2021-03-12 16-43-12\5L027853.D
Sample Name: B1C0710-MS1

==========

Acq. Operator : JWR
Seq. Line : 50
Acq. Instrument : HPLC5
Location : Vial 46
Injection Date : 3/13/2021 11:56:06 AM
Inj : 1
Inj Volume : 100 µl
Acq. Method : C:\Chem32\1\DATA\031221\031221 2021-03-12 16-43-12\8330PLUS-PETN.M
Last changed : 3/12/2021 4:43:06 PM by JWR
Analysis Method : C:\CHEM32\1\METHODS\8330PLUS-PETNDA.M
Last changed : 3/15/2021 2:44:40 PM by JWR
Method Info : OVD-SOP#HPLC02: 8330PLUS-PETN Calibration 02/16/2021

Sample Info : 1

==========

Signal 2: DAD1 C, Sig=210,16 Ref=360,100

RetTime [min]	Type	Area [mAU*s]	Amt/Area	Amount [ug/L]	Grp	Name
13.678	BV	55.63451	4.06405	226.10122		PETN

Totals : 226.10122

1 Warnings or Errors :

Warning : Calibration warnings (see calibration table listing)

==========

*** End of Report ***

Data File C:\CHEM32\1\DATA\031521\031521 2021-03-15 19-22-41\6L0008471.D
Sample Name: B1C0710-MS2

==========

Acq. Operator : JWR
Seq. Line : 29
Acq. Instrument : HPLC6
Location : 27
Injection Date : 3/16/2021 8:05:23 PM
Inj : 1
Inj Volume : 100.000 µl
Acq. Method : C:\Chem32\1\Data\031521\031521 2021-03-15 19-22-41\8330.M
Last changed : 3/15/2021 7:22:41 PM by JWR
Analysis Method : C:\CHEM32\1\METHODS\8330DATA.M
Last changed : 3/18/2021 10:16:58 AM by JWR
Method Info : OVD-SOP#HPLC02 : 8330 Calibration 23-MAY-2020

Sample Info : 1

==========

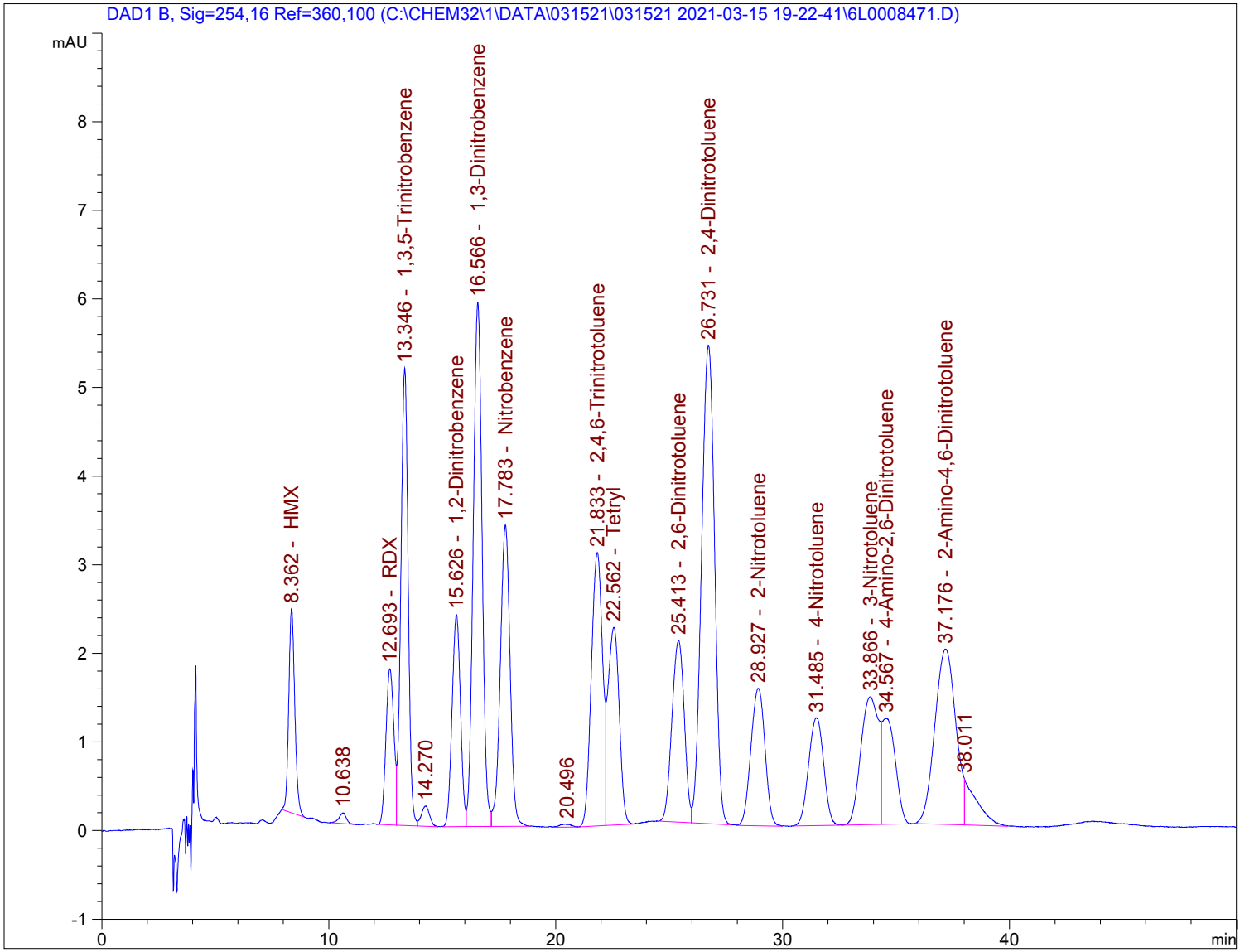

Data File C:\CHEM32\1\DATA\031521\031521 2021-03-15 19-22-41\6L0008471.D
Sample Name: B1C0710-MS2

==========

Acq. Operator : JWR
Seq. Line : 29
Acq. Instrument : HPLC6
Location : 27
Injection Date : 3/16/2021 8:05:23 PM
Inj : 1
Inj Volume : 100.000 µl
Acq. Method : C:\Chem32\1\Data\031521\031521 2021-03-15 19-22-41\8330.M
Last changed : 3/15/2021 7:22:41 PM by JWR
Analysis Method : C:\CHEM32\1\METHODS\8330DATA.M
Last changed : 3/18/2021 10:16:58 AM by JWR
Method Info : OVD-SOP#HPLC02 : 8330 Calibration 23-MAY-2020

Sample Info : 1

==========

==========

External Standard Report

==========

Sorted By : Signal
Calib. Data Modified : 3/17/2021 10:41:50 PM
Multiplier : 1.0000
Dilution : 1.0000
Do not use Multiplier & Dilution Factor with ISTDs

Signal 1: DAD1 B, Sig=254,16 Ref=360,100

RetTime [min]	Type	Area [mAU*s]	Amt/Area	Amount [ug/L]	Grp	Name
8.362	BBA	42.69016	5.79615	247.43845		HMX
12.693	BV	42.75562	4.94661	211.49518		RDX
13.346	VV	114.82624	2.34525	269.29579		1,3,5-Trinitrobenzene
15.626	VV	61.84984	3.61811	223.77941		1,2-Dinitrobenzene
16.566	VV	160.71651	1.62992	261.95578		1,3-Dinitrobenzene
17.783	VV	101.62086	2.52744	256.84017		Nitrobenzene
21.833	VV	106.06345	2.39254	253.76158		2,4,6-Trinitrotoluene
22.562	VV	76.49905	3.17914	243.20118		Tetryl
25.413	BV	77.57452	3.76569	292.12124		2,6-Dinitrotoluene
26.731	VBA	215.20361	1.83235	394.32833		2,4-Dinitrotoluene
28.927	BB	66.56606	4.55116	302.95268		2-Nitrotoluene
31.485	BV	56.33197	5.41862	305.24128		4-Nitrotoluene
33.866	VV	78.65750	3.98789	313.67752		3-Nitrotoluene
34.567	VB	49.54150	4.20434	208.28944		4-Amino-2,6-Dinitrotoluene
37.176	BF	127.20978	2.76031	351.13808		2-Amino-4,6-Dinitrotoluene

Totals : 4135.51611

==========

*** End of Report ***

Data File C:\CHEM32\1\DATA\031221\031221 2021-03-12 16-43-12\5L027854.D
Sample Name: B1C0710-MSD1

==========

Acq. Operator : JWR
Seq. Line : 51
Acq. Instrument : HPLC5
Location : Vial 47
Injection Date : 3/13/2021 12:19:16 PM
Inj : 1
Inj Volume : 100 µl
Acq. Method : C:\Chem32\1\DATA\031221\031221 2021-03-12 16-43-12\8330PLUS-PETN.M
Last changed : 3/12/2021 4:43:06 PM by JWR
Analysis Method : C:\CHEM32\1\METHODS\8330PLUS-PETNDA.M
Last changed : 3/15/2021 2:51:12 PM by JWR
Method Info : OVD-SOP#HPLC02: 8330PLUS-PETN Calibration 02/16/2021

Sample Info : 1

==========

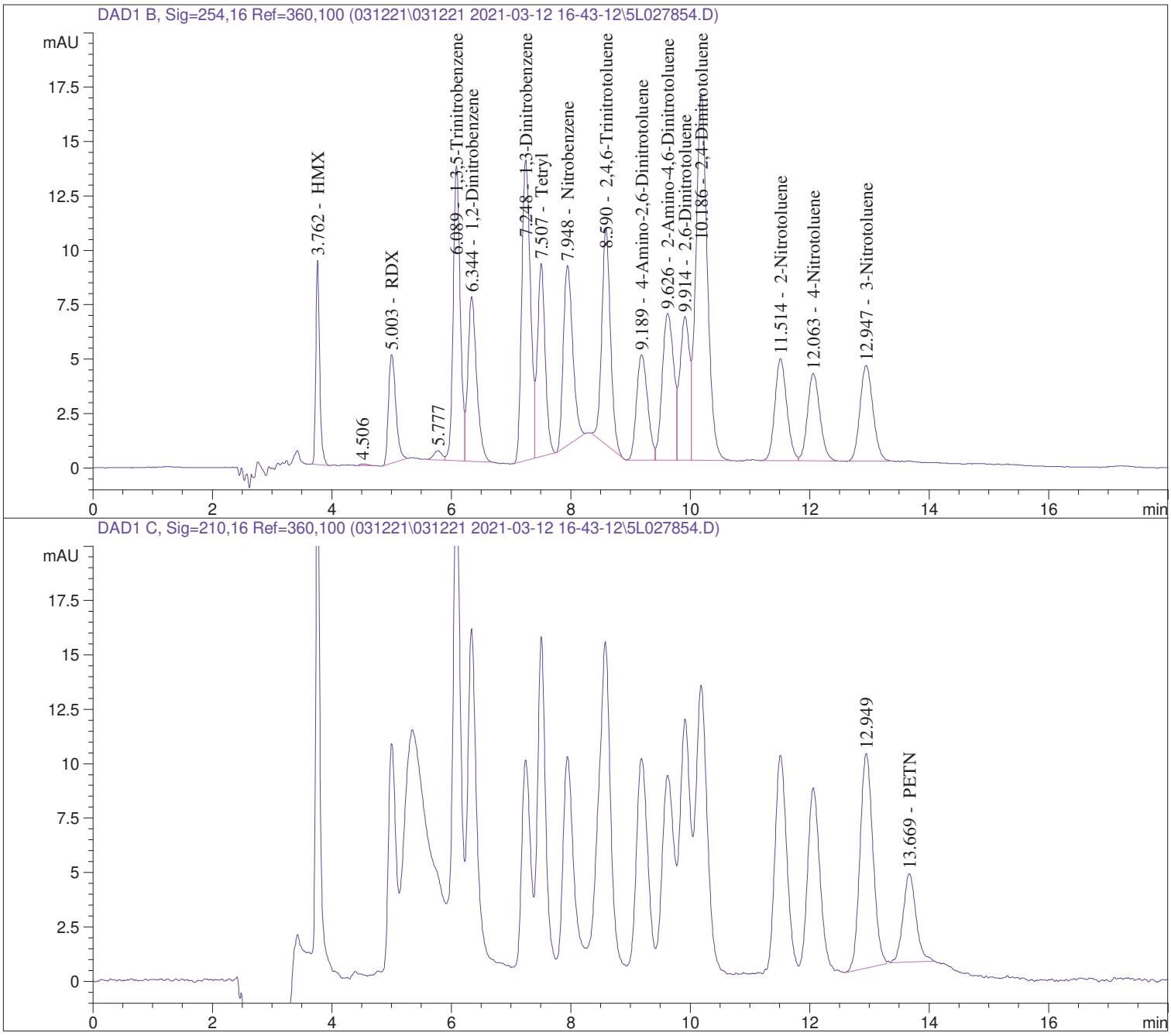

Data File C:\CHEM32\1\DATA\031221\031221 2021-03-12 16-43-12\5L027854.D
Sample Name: B1C0710-MSD1

==========

Acq. Operator : JWR Seq. Line : 51
Acq. Instrument : HPLC5 Location : Vial 47
Injection Date : 3/13/2021 12:19:16 PM Inj : 1
Inj Volume : 100 µl
Acq. Method : C:\Chem32\1\DATA\031221\031221 2021-03-12 16-43-12\8330PLUS-PETN.M
Last changed : 3/12/2021 4:43:06 PM by JWR
Analysis Method : C:\CHEM32\1\METHODS\8330PLUS-PETNDA.M
Last changed : 3/15/2021 2:51:12 PM by JWR
Method Info : OVD-SOP#HPLC02: 8330PLUS-PETN Calibration 02/16/2021

Sample Info : 1

==========

==========

External Standard Report

==========

Sorted By : Signal
Calib. Data Modified : 3/12/2021 7:56:53 PM
Multiplier : 1.0000
Dilution : 1.0000
Use Multiplier & Dilution Factor with ISTDs

Signal 1: DAD1 B, Sig=254,16 Ref=360,100

RetTime [min]	Type	Area [mAU*s]	Amt/Area	Amount [ug/L]	Grp	Name
3.762	BBA	42.18431	6.20719	261.84588		HMX
5.003	BV	42.64170	5.30383	226.16441		RDX
6.089	VV	110.31992	2.64688	292.00307		1,3,5-Trinitrobenzene
6.344	VBA	77.70963	3.60188	279.90049		1,2-Dinitrobenzene
7.248	BV	139.08305	1.78059	247.64960		1,3-Dinitrobenzene
7.507	VBA	80.87989	3.19436	258.35919		Tetryl
7.948	BV	90.24431	2.63546	237.83518		Nitrobenzene
8.590	BBA	100.30740	2.55534	256.31902		2,4,6-Trinitrotoluene
9.189	BV	62.64345	4.40252	275.78896		4-Amino-2,6-Dinitrotoluene
9.626	VV	90.80544	3.07483	279.21129		2-Amino-4,6-Dinitrotoluene
9.914	VV	74.07578	3.83803	284.30471		2,6-Dinitrotoluene
10.186	VBA	226.84628	1.81371	411.43248		2,4-Dinitrotoluene
11.514	BV	65.24438	4.59078	299.52294		2-Nitrotoluene
12.063	VBA	57.83558	5.46640	316.15252		4-Nitrotoluene
12.947	BBA	66.64918	4.07051	271.29636		3-Nitrotoluene

Totals : 4197.78611

Data File C:\CHEM32\1\DATA\031221\031221 2021-03-12 16-43-12\5L027854.D
Sample Name: B1C0710-MSD1

==========

Acq. Operator : JWR
Seq. Line : 51
Acq. Instrument : HPLC5
Location : Vial 47
Injection Date : 3/13/2021 12:19:16 PM
Inj : 1
Inj Volume : 100 µl
Acq. Method : C:\Chem32\1\DATA\031221\031221 2021-03-12 16-43-12\8330PLUS-PETN.M
Last changed : 3/12/2021 4:43:06 PM by JWR
Analysis Method : C:\CHEM32\1\METHODS\8330PLUS-PETNDA.M
Last changed : 3/15/2021 2:51:12 PM by JWR
Method Info : OVD-SOP#HPLC02: 8330PLUS-PETN Calibration 02/16/2021

Sample Info : 1

==========

Signal 2: DAD1 C, Sig=210,16 Ref=360,100

RetTime [min]	Type	Area [mAU*s]	Amt/Area	Amount [ug/L]	Grp	Name
13.669	BBA	60.94563	4.06473	247.72723		PETN

Totals : 247.72723

1 Warnings or Errors :

Warning : Calibration warnings (see calibration table listing)

==========

*** End of Report ***

Data File C:\CHEM32\1\DATA\031521\031521 2021-03-15 19-22-41\6L0008472.D
Sample Name: B1C0710-MSD2

==========

Acq. Operator : JWR
Seq. Line : 30
Acq. Instrument : HPLC6
Location : 28
Injection Date : 3/16/2021 8:58:14 PM
Inj : 1
Inj Volume : 100.000 µl
Acq. Method : C:\Chem32\1\Data\031521\031521 2021-03-15 19-22-41\8330.M
Last changed : 3/15/2021 7:22:41 PM by JWR
Analysis Method : C:\CHEM32\1\METHODS\8330DATA.M
Last changed : 3/18/2021 10:30:21 AM by JWR
Method Info : OVD-SOP#HPLC02 : 8330 Calibration 23-MAY-2020

Sample Info : 1

==========

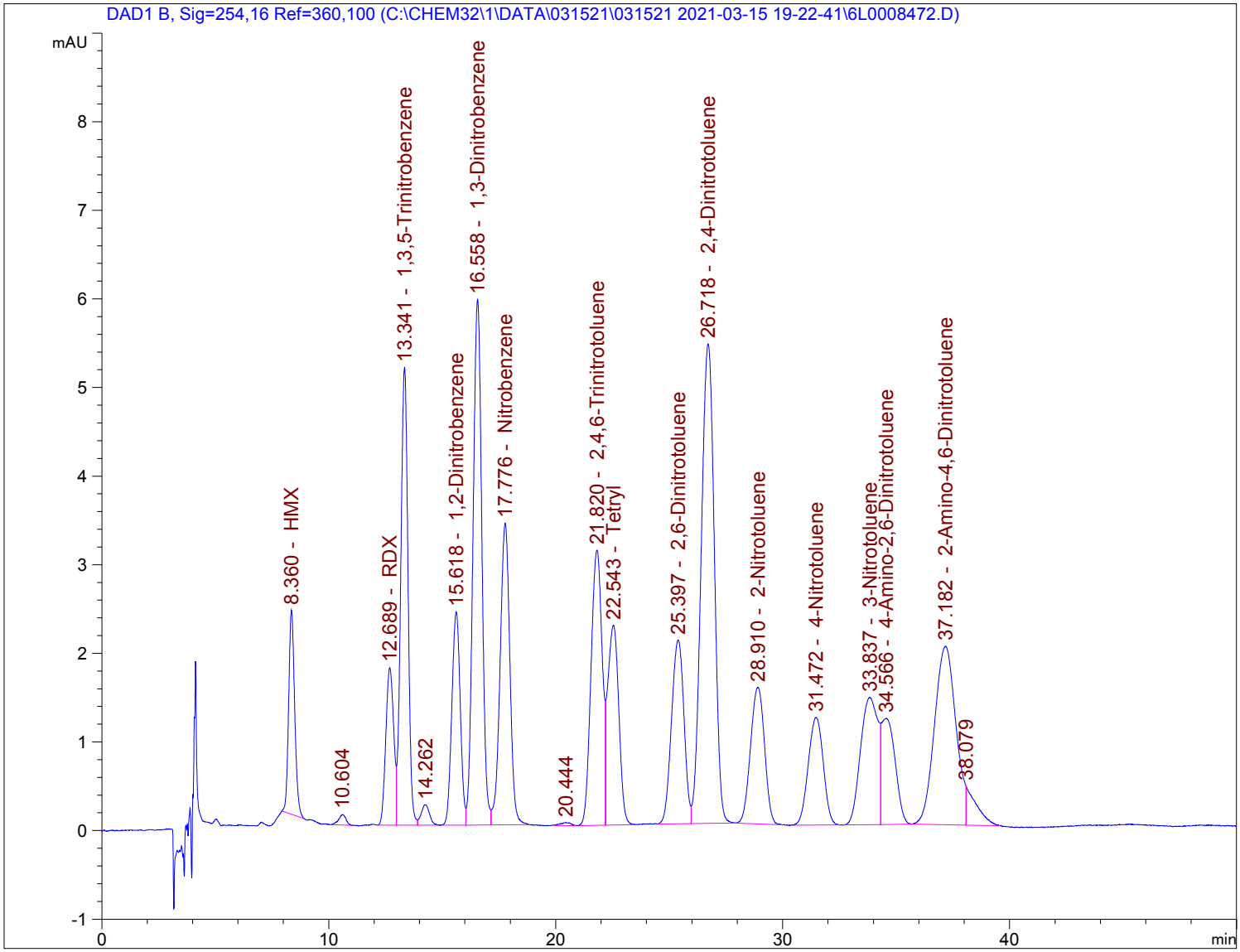

Data File C:\CHEM32\1\DATA\031521\031521 2021-03-15 19-22-41\6L0008472.D
Sample Name: B1C0710-MSD2

==========

Acq. Operator : JWR
Seq. Line : 30
Acq. Instrument : HPLC6
Location : 28
Injection Date : 3/16/2021 8:58:14 PM
Inj : 1
Inj Volume : 100.000 µl
Acq. Method : C:\Chem32\1\Data\031521\031521 2021-03-15 19-22-41\8330.M
Last changed : 3/15/2021 7:22:41 PM by JWR
Analysis Method : C:\CHEM32\1\METHODS\8330DATA.M
Last changed : 3/18/2021 10:30:21 AM by JWR
Method Info : OVD-SOP#HPLC02 : 8330 Calibration 23-MAY-2020

Sample Info : 1

==========

==========

External Standard Report

==========

Sorted By : Signal
Calib. Data Modified : 3/17/2021 10:41:50 PM
Multiplier : 1.0000
Dilution : 1.0000
Do not use Multiplier & Dilution Factor with ISTDs

Signal 1: DAD1 B, Sig=254,16 Ref=360,100

RetTime [min]	Type	Area [mAU*s]	Amt/Area	Amount [ug/L]	Grp	Name
8.360	BBA	42.37459	5.79590	245.59871		HMX
12.689	BV	42.82167	4.94667	211.82484		RDX
13.341	VV	115.13882	2.34525	270.02937		1,3,5-Trinitrobenzene
15.618	BV	62.16829	3.61814	224.93338		1,2-Dinitrobenzene
16.558	VV	161.11017	1.62992	262.59731		1,3-Dinitrobenzene
17.776	VBA	101.86833	2.52742	257.46432		Nitrobenzene
21.820	BV	106.44468	2.39257	254.67640		2,4,6-Trinitrotoluene
22.543	VB	77.04720	3.17901	244.93412		Tetryl
25.397	BV	79.37389	3.76577	298.90405		2,6-Dinitrotoluene
26.718	VV	217.67113	1.83238	398.85585		2,4-Dinitrotoluene
28.910	VBA	66.26773	4.55111	301.59189		2-Nitrotoluene
31.472	BBA	55.96678	5.41863	303.26350		4-Nitrotoluene
33.837	BV	77.35801	3.98777	308.48622		3-Nitrotoluene
34.566	VV	50.62007	4.20427	212.82040		4-Amino-2,6-Dinitrotoluene
37.182	VF	131.79311	2.76038	363.79904		2-Amino-4,6-Dinitrotoluene

Totals : 4159.77941

==========

*** End of Report ***

Data File C:\CHEM32\1\DATA\031221\031221 2021-03-12 16-43-12\5L027839.D
Sample Name: B1C0710-SRM1

==========

Acq. Operator : JWR
Seq. Line : 36
Acq. Instrument : HPLC5
Location : Vial 33
Injection Date : 3/13/2021 6:31:24 AM
Inj : 1
Inj Volume : 100 µl
Acq. Method : C:\Chem32\1\DATA\031221\031221 2021-03-12 16-43-12\8330PLUS-PETN.M
Last changed : 3/12/2021 4:43:06 PM by JWR
Analysis Method : C:\CHEM32\1\METHODS\8330PLUS-PETNDA.M
Last changed : 3/15/2021 12:45:02 PM by JWR
Method Info : OVD-SOP#HPLC02: 8330PLUS-PETN Calibration 02/16/2021

Sample Info : 1 (Surr 250ppb "OC")

==========

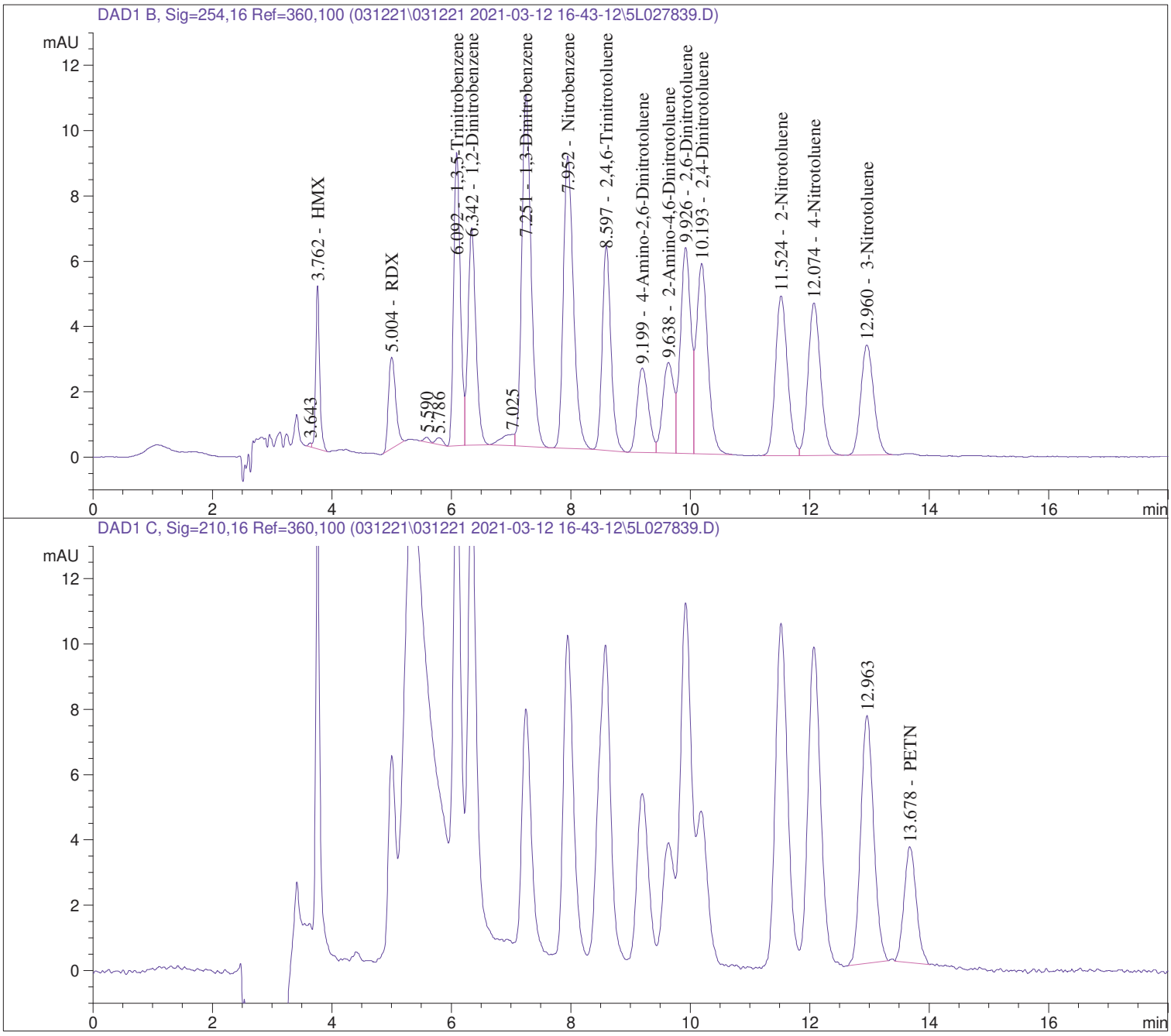

Data File C:\CHEM32\1\DATA\031221\031221 2021-03-12 16-43-12\5L027839.D
Sample Name: B1C0710-SRM1

==========

Acq. Operator : JWR
Seq. Line : 36
Acq. Instrument : HPLC5
Location : Vial 33
Injection Date : 3/13/2021 6:31:24 AM
Inj : 1
Inj Volume : 100 µl
Acq. Method : C:\Chem32\1\DATA\031221\031221 2021-03-12 16-43-12\8330PLUS-PETN.M
Last changed : 3/12/2021 4:43:06 PM by JWR
Analysis Method : C:\CHEM32\1\METHODS\8330PLUS-PETNDA.M
Last changed : 3/15/2021 12:45:02 PM by JWR
Method Info : OVD-SOP#HPLC02: 8330PLUS-PETN Calibration 02/16/2021

Sample Info : 1 (Surr 250ppb "OC")

==========

==========

External Standard Report

==========

Sorted By : Signal
Calib. Data Modified : 3/12/2021 7:56:53 PM
Multiplier : 1.0000
Dilution : 1.0000
Use Multiplier & Dilution Factor with ISTDs

Signal 1: DAD1 B, Sig=254,16 Ref=360,100

RetTime [min]	Type	Area [mAU*s]	Amt/Area	Amount [ug/L]	Grp	Name
3.762	VBA	22.87091	6.16463	140.99075		HMX
5.004	BV	23.40114	5.46583	127.90656		RDX
6.092	VV	70.35181	2.64602	186.15205		1,3,5-Trinitrobenzene
6.342	VV	60.91072	3.60195	219.39755		1,2-Dinitrobenzene
7.251	VV	117.31873	1.77997	208.82393		1,3-Dinitrobenzene
7.489		-	-	-		Tetryl
7.952	VV	105.06464	2.63573	276.92210		Nitrobenzene
8.597	VV	63.82105	2.55086	162.79848		2,4,6-Trinitrotoluene
9.199	VV	34.34760	4.39341	150.90316		4-Amino-2,6-Dinitrotoluene
9.638	VV	35.57259	3.07355	109.33409		2-Amino-4,6-Dinitrotoluene
9.926	VV	77.97643	3.83906	299.35593		2,6-Dinitrotoluene
10.193	VBA	78.51148	1.80743	141.90406		2,4-Dinitrotoluene
11.524	BV	68.78345	4.59129	315.80447		2-Nitrotoluene
12.074	VV	68.27928	5.46683	373.27094		4-Nitrotoluene
12.960	VBA	51.24185	4.06988	208.54800		3-Nitrotoluene

Totals : 2922.11207

Data File C:\CHEM32\1\DATA\031221\031221 2021-03-12 16-43-12\5L027839.D
Sample Name: B1C0710-SRM1

==========

Acq. Operator : JWR
Seq. Line : 36
Acq. Instrument : HPLC5
Location : Vial 33
Injection Date : 3/13/2021 6:31:24 AM
Inj : 1
Inj Volume : 100 µl
Acq. Method : C:\Chem32\1\DATA\031221\031221 2021-03-12 16-43-12\8330PLUS-PETN.M
Last changed : 3/12/2021 4:43:06 PM by JWR
Analysis Method : C:\CHEM32\1\METHODS\8330PLUS-PETNDA.M
Last changed : 3/15/2021 12:45:02 PM by JWR
Method Info : OVD-SOP#HPLC02: 8330PLUS-PETN Calibration 02/16/2021

Sample Info : 1 (Surr 250ppb "OC")

==========

Signal 2: DAD1 C, Sig=210,16 Ref=360,100

RetTime [min]	Type	Area [mAU*s]	Amt/Area	Amount [ug/L]	Grp	Name
13.678	VBA	50.56119	4.06326	205.44352		PETN

Totals : 205.44352

2 Warnings or Errors :

Warning : Calibration warnings (see calibration table listing)
Warning : Calibrated compound(s) not found

==========

*** End of Report ***

Data File C:\CHEM32\1\DATA\031521\031521 2021-03-15 19-22-41\6L0008458.D
Sample Name: B1C0710-SRM2

==========

Acq. Operator : JWR
Seq. Line : 16
Acq. Instrument : HPLC6
Location : 15
Injection Date : 3/16/2021 8:38:17 AM
Inj : 1
Inj Volume : 100.000 µl
Acq. Method : C:\Chem32\1\Data\031521\031521 2021-03-15 19-22-41\8330.M
Last changed : 3/15/2021 7:22:41 PM by JWR
Analysis Method : C:\CHEM32\1\METHODS\8330DATA.M
Last changed : 3/16/2021 12:05:16 PM by JWR
Method Info : OVD-SOP#HPLC02 : 8330 Calibration 23-MAY-2020

Sample Info : 1 (Surr 250ppb "OC")

==========

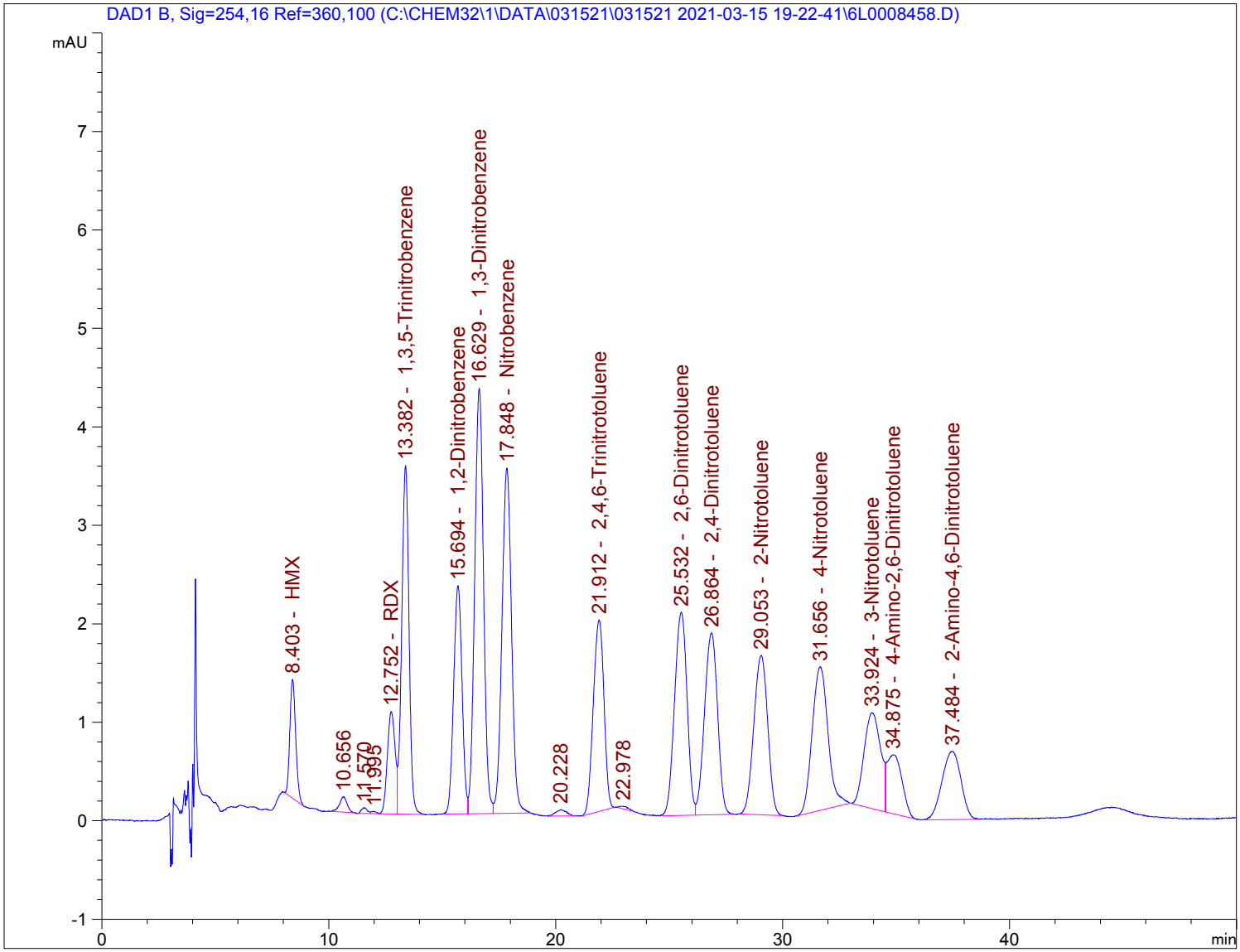

Data File C:\CHEM32\1\DATA\031521\031521 2021-03-15 19-22-41\6L0008458.D
Sample Name: B1C0710-SRM2

==========

Acq. Operator : JWR
Seq. Line : 16
Acq. Instrument : HPLC6
Location : 15
Injection Date : 3/16/2021 8:38:17 AM
Inj : 1
Inj Volume : 100.000 µl
Acq. Method : C:\Chem32\1\Data\031521\031521 2021-03-15 19-22-41\8330.M
Last changed : 3/15/2021 7:22:41 PM by JWR
Analysis Method : C:\CHEM32\1\METHODS\8330DATA.M
Last changed : 3/16/2021 12:05:16 PM by JWR
Method Info : OVD-SOP#HPLC02 : 8330 Calibration 23-MAY-2020

Sample Info : 1 (Surr 250ppb "OC")

==========

==========

External Standard Report

==========

Sorted By : Signal
Calib. Data Modified : 3/10/2021 3:35:02 PM
Multiplier : 1.0000
Dilution : 1.0000
Do not use Multiplier & Dilution Factor with ISTDs

Signal 1: DAD1 B, Sig=254,16 Ref=360,100

RetTime [min]	Type	Area [mAU*s]	Amt/Area	Amount [ug/L]	Grp	Name
8.403	BBA	21.68861	5.76346	125.00143		HMX
12.752	VV	24.70529	4.91425	121.40794		RDX
13.382	VBA	79.01731	2.34453	185.25843		1,3,5-Trinitrobenzene
15.694	BV	59.93066	3.61793	216.82467		1,2-Dinitrobenzene
16.629	VV	117.06605	1.63004	190.82182		1,3-Dinitrobenzene
17.848	VBA	103.05377	2.52736	260.45408		Nitrobenzene
21.912	BV	63.64946	2.38779	151.98153		2,4,6-Trinitrotoluene
22.645		-	-	-		Tetryl
25.532	VV	79.31423	3.76577	298.67915		2,6-Dinitrotoluene
26.864	VBA	74.15134	1.82759	135.51842		2,4-Dinitrotoluene
29.053	BBA	68.94198	4.55151	313.79033		2-Nitrotoluene
31.656	BV	70.98535	5.41801	384.59908		4-Nitrotoluene
33.924	VV	49.80293	3.98385	198.40748		3-Nitrotoluene
34.875	VBA	27.34120	4.20713	115.02804		4-Amino-2,6-Dinitrotoluene
37.484	BV	40.29061	2.75580	111.03297		2-Amino-4,6-Dinitrotoluene

Totals : 2808.80537

1 Warnings or Errors :

Warning : Calibrated compound(s) not found

==========

*** End of Report ***

Data File C:\CHEM32\1\DATA\040721\040721 2021-04-07 11-24-23\5L028097.D
Sample Name: B1C0835-BLK1

==========

Acq. Operator : ECL
Seq. Line : 2
Acq. Instrument : HPLC5
Location : Vial 2
Injection Date : 4/7/2021 12:03:21 PM
Inj : 1
Inj Volume : 100 µl
Acq. Method : C:\Chem32\1\DATA\040721\040721 2021-04-07 11-24-23\8330PLUS-PETN.M
Last changed : 4/5/2021 11:57:50 PM by JWR
Analysis Method : C:\CHEM32\1\METHODS\8330PLUS-PETNDA.M
Last changed : 4/7/2021 11:02:27 AM by ECL
Method Info : OVD-SOP#HPLC02: 8330PLUS-PETN Calibration 03/31/2021

Sample Info : 1

==========

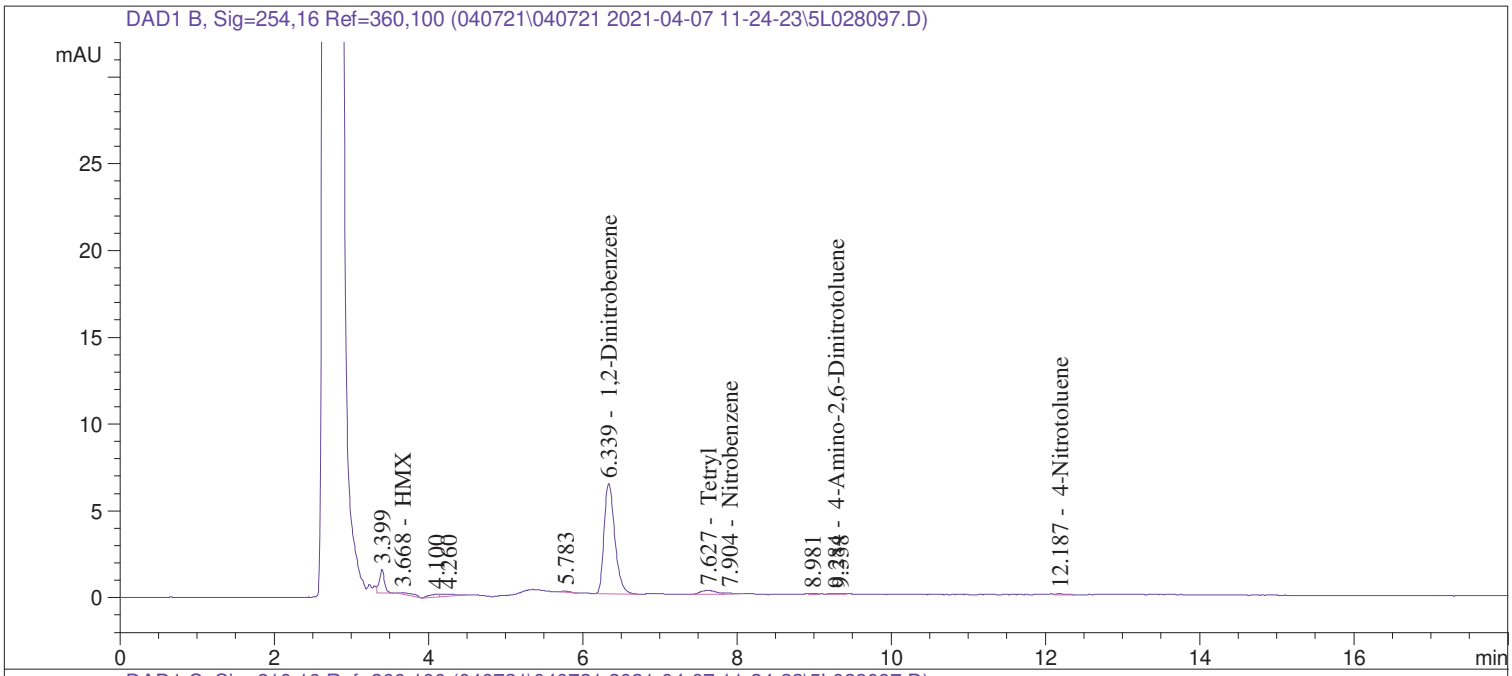

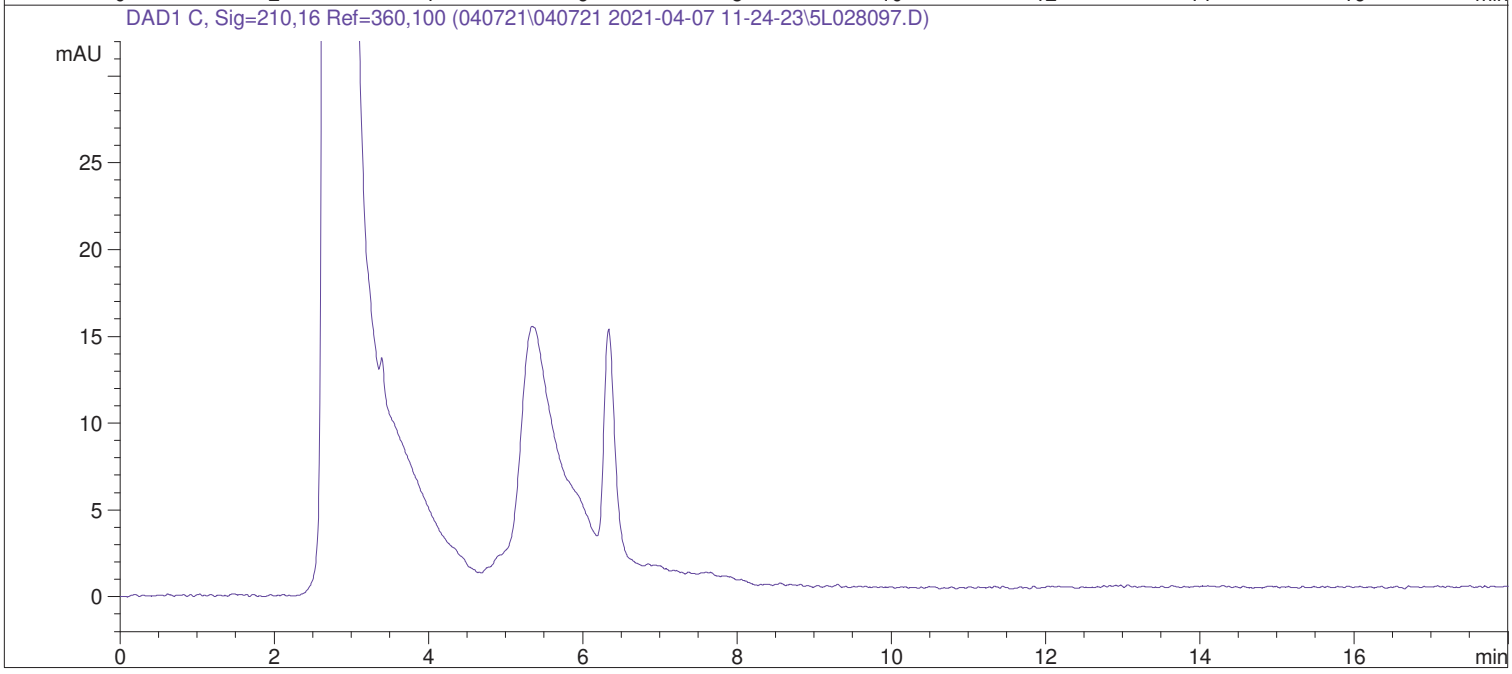

Data File C:\CHEM32\1\DATA\040721\040721 2021-04-07 11-24-23\5L028097.D
Sample Name: B1C0835-BLK1

==========

Acq. Operator : ECL
Seq. Line : 2
Acq. Instrument : HPLC5
Location : Vial 2
Injection Date : 4/7/2021 12:03:21 PM
Inj : 1
Inj Volume : 100 µl
Acq. Method : C:\Chem32\1\DATA\040721\040721 2021-04-07 11-24-23\8330PLUS-PETN.M
Last changed : 4/5/2021 11:57:50 PM by JWR
Analysis Method : C:\CHEM32\1\METHODS\8330PLUS-PETNDA.M
Last changed : 4/7/2021 11:02:27 AM by ECL
Method Info : OVD-SOP#HPLC02: 8330PLUS-PETN Calibration 03/31/2021

Sample Info : 1

==========

==========

External Standard Report

==========

Sorted By : Signal
Calib. Data Modified : 4/6/2021 11:29:02 AM
Multiplier : 1.0000
Dilution : 1.0000
Use Multiplier & Dilution Factor with ISTDs

Signal 1: DAD1 B, Sig=254,16 Ref=360,100

RetTime [min]	Type	Area [mAU*s]	Amt/Area	Amount [ug/L]	Grp	Name
3.668	BV	1.57900	4.56430	7.20704		HMX
4.994		-	-	-		RDX
6.093		-	-	-		1,3,5-Trinitrobenzene
6.339	VV	61.20290	3.56273	218.04919		1,2-Dinitrobenzene
7.259		-	-	-		1,3-Dinitrobenzene
7.627	VV	3.12467	2.92156	9.12892		Tetryl
7.904	VV	4.23644e-1	9.72743e-1	4.12096e-1		Nitrobenzene
8.608		-	-	-		2,4,6-Trinitrotoluene
9.284	VV	5.44449e-1	6.15909	3.35331		4-Amino-2,6-Dinitrotoluene
9.633		-	-	-		2-Amino-4,6-Dinitrotoluene
9.933		-	-	-		2,6-Dinitrotoluene
10.216		-	-	-		2,4-Dinitrotoluene
11.545		-	-	-		2-Nitrotoluene
12.187	VV	4.83189e-1	6.10540	2.95006		4-Nitrotoluene
12.992		-	-	-		3-Nitrotoluene

Totals : 241.10062

Data File C:\CHEM32\1\DATA\040721\040721 2021-04-07 11-24-23\5L028097.D
Sample Name: B1C0835-BLK1

==========

Acq. Operator : ECL
Seq. Line : 2
Acq. Instrument : HPLC5
Location : Vial 2
Injection Date : 4/7/2021 12:03:21 PM
Inj : 1
Inj Volume : 100 µl
Acq. Method : C:\Chem32\1\DATA\040721\040721 2021-04-07 11-24-23\8330PLUS-PETN.M
Last changed : 4/5/2021 11:57:50 PM by JWR
Analysis Method : C:\CHEM32\1\METHODS\8330PLUS-PETNDA.M
Last changed : 4/7/2021 11:02:27 AM by ECL
Method Info : OVD-SOP#HPLC02: 8330PLUS-PETN Calibration 03/31/2021

Sample Info : 1

==========

Signal 2: DAD1 C, Sig=210,16 Ref=360,100

RetTime [min]	Type	Area [mAU*s]	Amt/Area	Amount [ug/L]	Grp	Name
13.744		-	-	-		PETN

Totals : 0.00000

1 Warnings or Errors :

Warning : Calibrated compound(s) not found

==========

*** End of Report ***

Data File C:\CHEM32\1\DATA\040721\040721 2021-04-07 11-24-23\5L028098.D
Sample Name: B1C0835-BLK2

==========

Acq. Operator : ECL
Seq. Line : 3
Acq. Instrument : HPLC5
Location : Vial 3
Injection Date : 4/7/2021 12:31:30 PM
Inj : 1
Inj Volume : 100 µl
Acq. Method : C:\Chem32\1\DATA\040721\040721 2021-04-07 11-24-23\8330PLUS-PETN.M
Last changed : 4/5/2021 11:57:50 PM by JWR
Analysis Method : C:\CHEM32\1\METHODS\8330PLUS-PETNDA.M
Last changed : 4/7/2021 11:02:27 AM by ECL
Method Info : OVD-SOP#HPLC02: 8330PLUS-PETN Calibration 03/31/2021

Sample Info : 1

==========

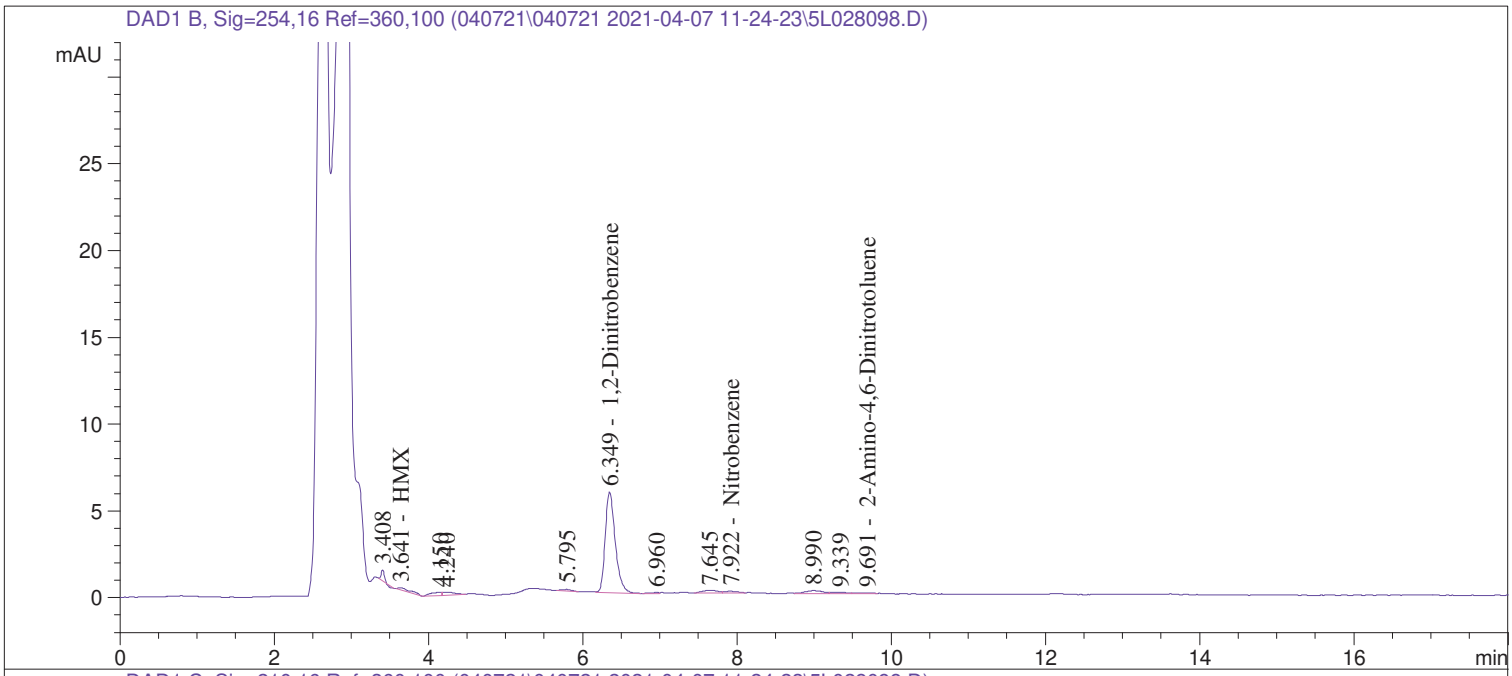

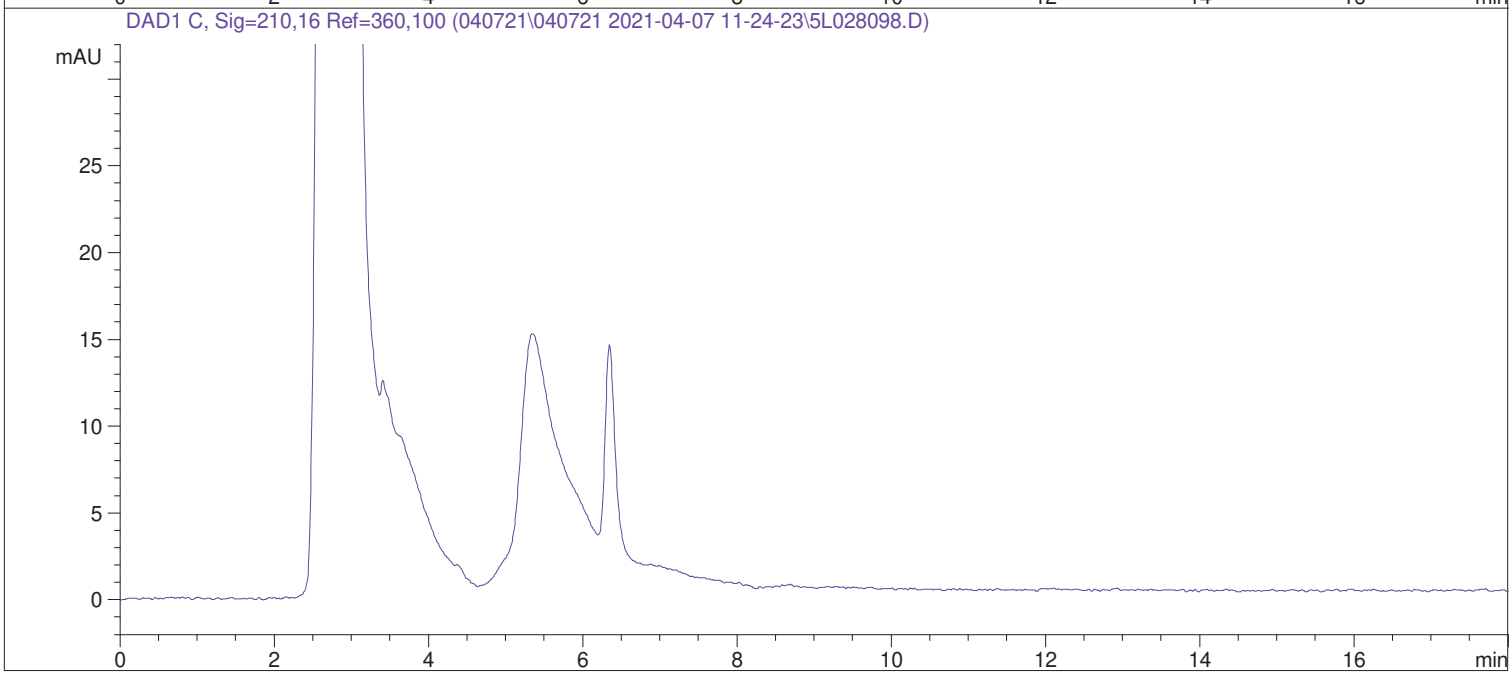

Data File C:\CHEM32\1\DATA\040721\040721 2021-04-07 11-24-23\5L028098.D
Sample Name: B1C0835-BLK2

==========

Acq. Operator : ECL
Seq. Line : 3
Acq. Instrument : HPLC5
Location : Vial 3
Injection Date : 4/7/2021 12:31:30 PM
Inj : 1
Inj Volume : 100 µl
Acq. Method : C:\Chem32\1\DATA\040721\040721 2021-04-07 11-24-23\8330PLUS-PETN.M
Last changed : 4/5/2021 11:57:50 PM by JWR
Analysis Method : C:\CHEM32\1\METHODS\8330PLUS-PETNDA.M
Last changed : 4/7/2021 11:02:27 AM by ECL
Method Info : OVD-SOP#HPLC02: 8330PLUS-PETN Calibration 03/31/2021

Sample Info : 1

==========

==========

External Standard Report

==========

Sorted By : Signal
Calib. Data Modified : 4/6/2021 11:29:02 AM
Multiplier : 1.0000
Dilution : 1.0000
Use Multiplier & Dilution Factor with ISTDs

Signal 1: DAD1 B, Sig=254,16 Ref=360,100

RetTime [min]	Type	Area [mAU*s]	Amt/Area	Amount [ug/L]	Grp	Name
3.641	BV	1.90461	4.85059	9.23850		HMX
4.994		-	-	-		RDX
6.093		-	-	-		1,3,5-Trinitrobenzene
6.349	VBA	52.35485	3.56418	186.60185		1,2-Dinitrobenzene
7.259		-	-	-		1,3-Dinitrobenzene
7.516		-	-	-		Tetryl
7.922	VV	1.04854	1.97269	2.06843		Nitrobenzene
8.608		-	-	-		2,4,6-Trinitrotoluene
9.192		-	-	-		4-Amino-2,6-Dinitrotoluene
9.691	VV	1.06329	3.43137	3.64855		2-Amino-4,6-Dinitrotoluene
9.933		-	-	-		2,6-Dinitrotoluene
10.216		-	-	-		2,4-Dinitrotoluene
11.545		-	-	-		2-Nitrotoluene
12.103		-	-	-		4-Nitrotoluene
12.992		-	-	-		3-Nitrotoluene

Totals : 201.55733

Data File C:\CHEM32\1\DATA\040721\040721 2021-04-07 11-24-23\5L028098.D
Sample Name: B1C0835-BLK2

==========

Acq. Operator : ECL Seq. Line : 3
Acq. Instrument : HPLC5 Location : Vial 3
Injection Date : 4/7/2021 12:31:30 PM Inj : 1
Inj Volume : 100 µl
Acq. Method : C:\Chem32\1\DATA\040721\040721 2021-04-07 11-24-23\8330PLUS-PETN.M
Last changed : 4/5/2021 11:57:50 PM by JWR
Analysis Method : C:\CHEM32\1\METHODS\8330PLUS-PETNDA.M
Last changed : 4/7/2021 11:02:27 AM by ECL
Method Info : OVD-SOP#HPLC02: 8330PLUS-PETN Calibration 03/31/2021

Sample Info : 1

==========

Signal 2: DAD1 C, Sig=210,16 Ref=360,100

RetTime [min]	Type	Area [mAU*s]	Amt/Area	Amount [ug/L]	Grp	Name
13.744		-	-	-		PETN

Totals : 0.00000

1 Warnings or Errors :

Warning : Calibrated compound(s) not found

==========

*** End of Report ***

Data File C:\CHEM32\1\DATA\040721\040721 2021-04-07 11-24-23\5L028104.D
Sample Name: B1C0835-DUP1

==========

Acq. Operator : ECL
Seq. Line : 9
Acq. Instrument : HPLC5
Location : Vial 9
Injection Date : 4/7/2021 3:20:33 PM
Inj : 1
Inj Volume : 100 µl
Acq. Method : C:\Chem32\1\DATA\040721\040721 2021-04-07 11-24-23\8330PLUS-PETN.M
Last changed : 4/5/2021 11:57:50 PM by JWR
Analysis Method : C:\CHEM32\1\METHODS\8330PLUS-PETNDA.M
Last changed : 4/7/2021 11:02:27 AM by ECL
Method Info : OVD-SOP#HPLC02: 8330PLUS-PETN Calibration 03/31/2021

Sample Info : 1

==========

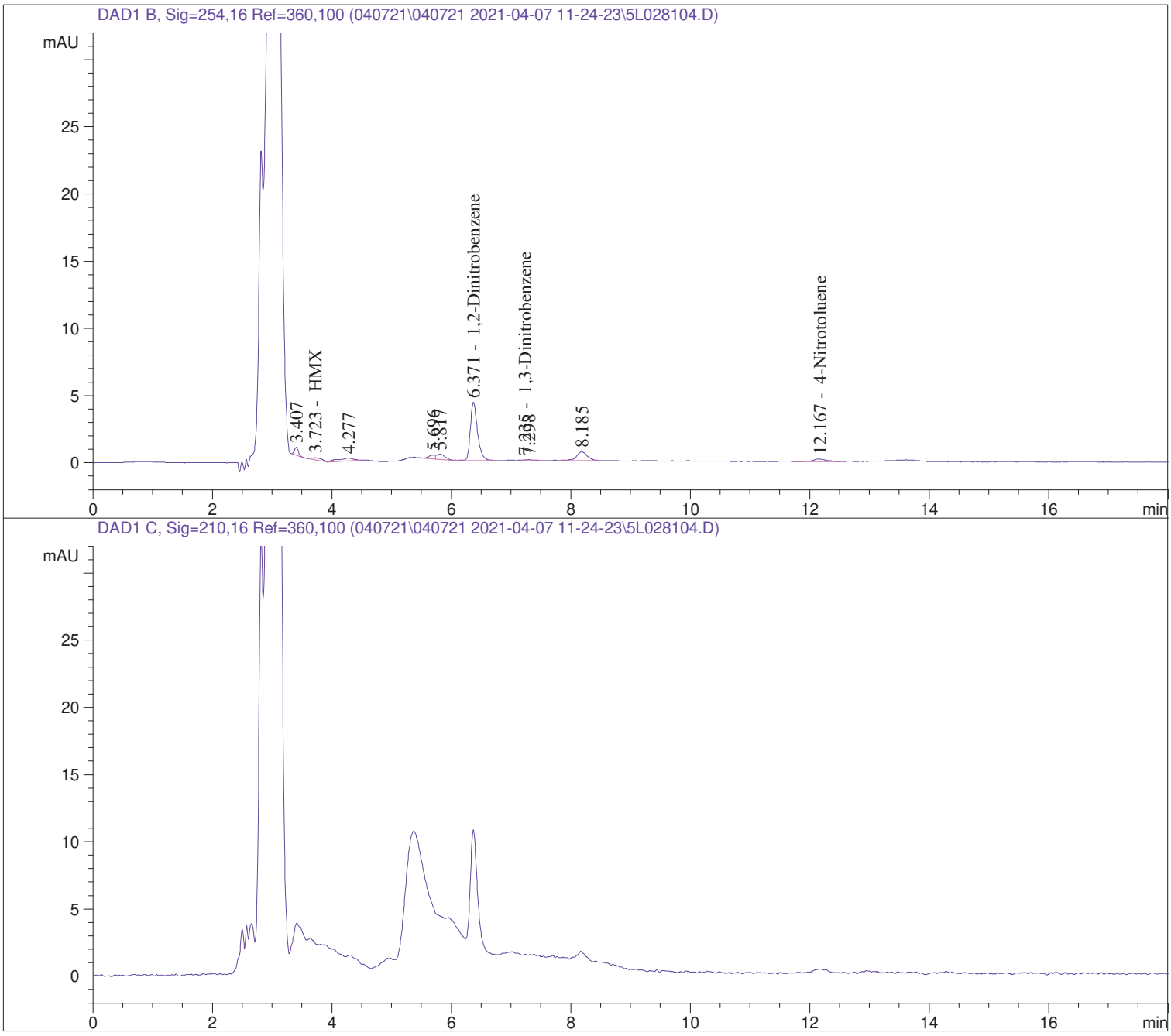

Data File C:\CHEM32\1\DATA\040721\040721 2021-04-07 11-24-23\5L028104.D
Sample Name: B1C0835-DUP1

==========

Acq. Operator : ECL Seq. Line : 9
Acq. Instrument : HPLC5 Location : Vial 9
Injection Date : 4/7/2021 3:20:33 PM Inj : 1
Inj Volume : 100 µl
Acq. Method : C:\Chem32\1\DATA\040721\040721 2021-04-07 11-24-23\8330PLUS-PETN.M
Last changed : 4/5/2021 11:57:50 PM by JWR
Analysis Method : C:\CHEM32\1\METHODS\8330PLUS-PETNDA.M
Last changed : 4/7/2021 11:02:27 AM by ECL
Method Info : OVD-SOP#HPLC02: 8330PLUS-PETN Calibration 03/31/2021

Sample Info : 1

==========

==========

External Standard Report

==========

Sorted By : Signal
Calib. Data Modified : 4/6/2021 11:29:02 AM
Multiplier : 1.0000
Dilution : 1.0000
Use Multiplier & Dilution Factor with ISTDs

Signal 1: DAD1 B, Sig=254,16 Ref=360,100

RetTime [min]	Type	Area [mAU*s]	Amt/Area	Amount [ug/L]	Grp	Name
3.723	BV	1.77281	4.74738	8.41622		HMX
4.994		-	-	-		RDX
6.093		-	-	-		1,3,5-Trinitrobenzene
6.371	VBA	36.36856	3.56858	129.78411		1,2-Dinitrobenzene
7.235	VV	2.60272e-1	1.12110	2.91790e-1		1,3-Dinitrobenzene
7.516		-	-	-		Tetryl
7.963		-	-	-		Nitrobenzene
8.608		-	-	-		2,4,6-Trinitrotoluene
9.192		-	-	-		4-Amino-2,6-Dinitrotoluene
9.633		-	-	-		2-Amino-4,6-Dinitrotoluene
9.933		-	-	-		2,6-Dinitrotoluene
10.216		-	-	-		2,4-Dinitrotoluene
11.545		-	-	-		2-Nitrotoluene
12.167	VV	3.06845	5.47701	16.80591		4-Nitrotoluene
12.992		-	-	-		3-Nitrotoluene

Totals : 155.29803

Data File C:\CHEM32\1\DATA\040721\040721 2021-04-07 11-24-23\5L028104.D
Sample Name: B1C0835-DUP1

==========

Acq. Operator : ECL
Seq. Line : 9
Acq. Instrument : HPLC5
Location : Vial 9
Injection Date : 4/7/2021 3:20:33 PM
Inj : 1
Inj Volume : 100 µl
Acq. Method : C:\Chem32\1\DATA\040721\040721 2021-04-07 11-24-23\8330PLUS-PETN.M
Last changed : 4/5/2021 11:57:50 PM by JWR
Analysis Method : C:\CHEM32\1\METHODS\8330PLUS-PETNDA.M
Last changed : 4/7/2021 11:02:27 AM by ECL
Method Info : OVD-SOP#HPLC02: 8330PLUS-PETN Calibration 03/31/2021

Sample Info : 1

==========

Signal 2: DAD1 C, Sig=210,16 Ref=360,100

RetTime [min]	Type	Area [mAU*s]	Amt/Area	Amount [ug/L]	Grp	Name
13.744		-	-	-		PETN

Totals : 0.00000

1 Warnings or Errors :

Warning : Calibrated compound(s) not found

==========

*** End of Report ***

Data File C:\CHEM32\1\DATA\040721\040721 2021-04-07 11-24-23\5L028105.D
Sample Name: B1C0835-DUP2

==========

Acq. Operator : ECL
Seq. Line : 10
Acq. Instrument : HPLC5
Location : Vial 10
Injection Date : 4/7/2021 3:48:46 PM
Inj : 1
Inj Volume : 100 µl
Acq. Method : C:\Chem32\1\DATA\040721\040721 2021-04-07 11-24-23\8330PLUS-PETN.M
Last changed : 4/5/2021 11:57:50 PM by JWR
Analysis Method : C:\CHEM32\1\METHODS\8330PLUS-PETNDA.M
Last changed : 4/7/2021 11:02:27 AM by ECL
Method Info : OVD-SOP#HPLC02: 8330PLUS-PETN Calibration 03/31/2021

Sample Info : 1

==========

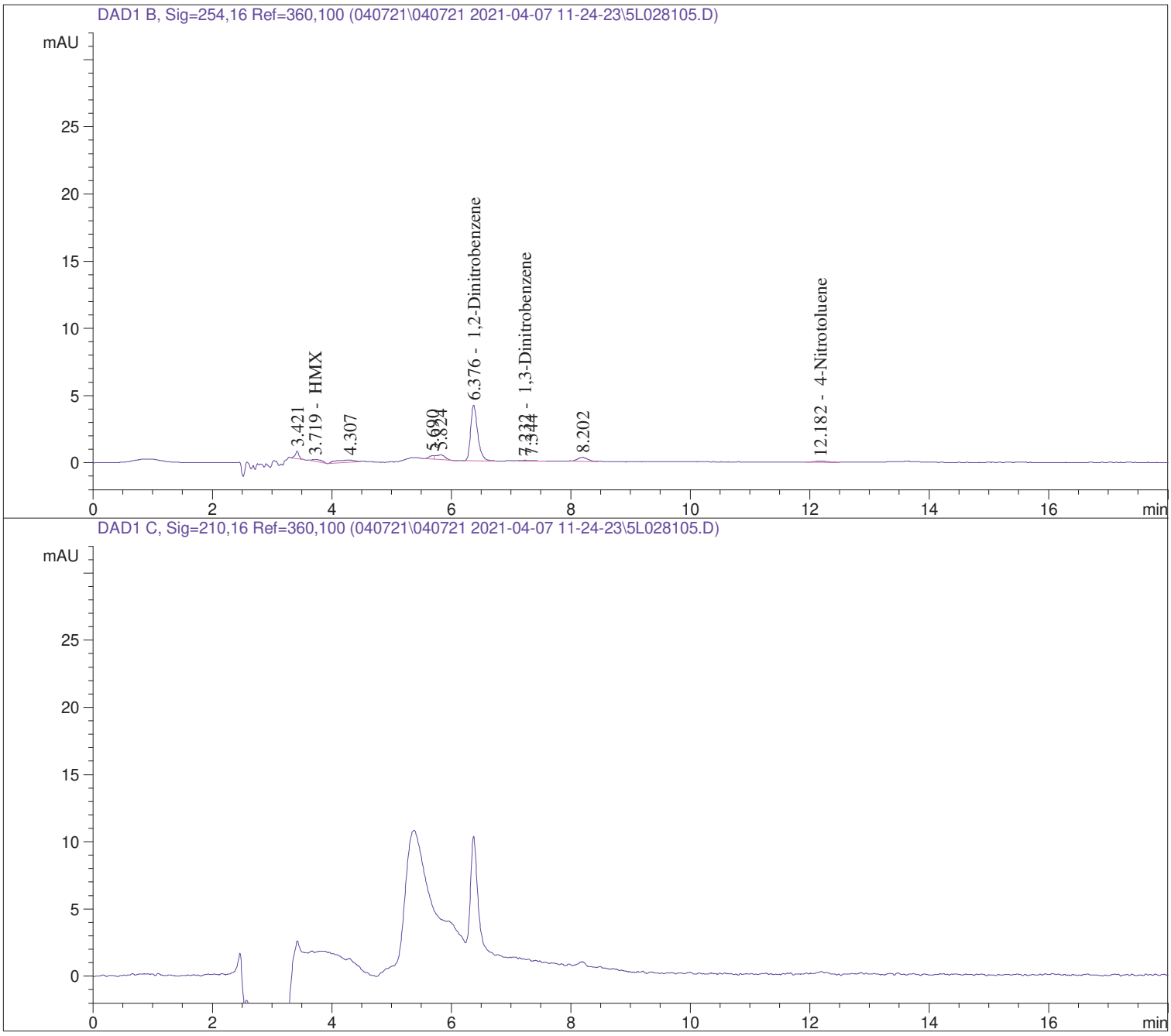

Data File C:\CHEM32\1\DATA\040721\040721 2021-04-07 11-24-23\5L028105.D
Sample Name: B1C0835-DUP2

==========

Acq. Operator : ECL
Seq. Line : 10
Acq. Instrument : HPLC5
Location : Vial 10
Injection Date : 4/7/2021 3:48:46 PM
Inj : 1
Inj Volume : 100 µl
Acq. Method : C:\Chem32\1\DATA\040721\040721 2021-04-07 11-24-23\8330PLUS-PETN.M
Last changed : 4/5/2021 11:57:50 PM by JWR
Analysis Method : C:\CHEM32\1\METHODS\8330PLUS-PETNDA.M
Last changed : 4/7/2021 11:02:27 AM by ECL
Method Info : OVD-SOP#HPLC02: 8330PLUS-PETN Calibration 03/31/2021

Sample Info : 1

==========

==========

External Standard Report

==========

Sorted By : Signal
Calib. Data Modified : 4/6/2021 11:29:02 AM
Multiplier : 1.0000
Dilution : 1.0000
Use Multiplier & Dilution Factor with ISTDs

Signal 1: DAD1 B, Sig=254,16 Ref=360,100

RetTime [min]	Type	Area [mAU*s]	Amt/Area	Amount [ug/L]	Grp	Name
3.719	BV	1.87548	4.82903	9.05675		HMX
4.994		-	-	-		RDX
6.093		-	-	-		1,3,5-Trinitrobenzene
6.376	VBA	34.14049	3.56952	121.86520		1,2-Dinitrobenzene
7.232	VV	5.63464e-1	1.49430	8.41986e-1		1,3-Dinitrobenzene
7.516		-	-	-		Tetryl
7.963		-	-	-		Nitrobenzene
8.608		-	-	-		2,4,6-Trinitrotoluene
9.192		-	-	-		4-Amino-2,6-Dinitrotoluene
9.633		-	-	-		2-Amino-4,6-Dinitrotoluene
9.933		-	-	-		2,6-Dinitrotoluene
10.216		-	-	-		2,4-Dinitrotoluene
11.545		-	-	-		2-Nitrotoluene
12.182	BV	1.46451	5.60564	8.20951		4-Nitrotoluene
12.992		-	-	-		3-Nitrotoluene

Totals : 139.97345

Data File C:\CHEM32\1\DATA\040721\040721 2021-04-07 11-24-23\5L028105.D
Sample Name: B1C0835-DUP2

==========

Acq. Operator : ECL
Seq. Line : 10
Acq. Instrument : HPLC5
Location : Vial 10
Injection Date : 4/7/2021 3:48:46 PM
Inj : 1
Inj Volume : 100 µl
Acq. Method : C:\Chem32\1\DATA\040721\040721 2021-04-07 11-24-23\8330PLUS-PETN.M
Last changed : 4/5/2021 11:57:50 PM by JWR
Analysis Method : C:\CHEM32\1\METHODS\8330PLUS-PETNDA.M
Last changed : 4/7/2021 11:02:27 AM by ECL
Method Info : OVD-SOP#HPLC02: 8330PLUS-PETN Calibration 03/31/2021

Sample Info : 1

==========

Signal 2: DAD1 C, Sig=210,16 Ref=360,100

RetTime [min]	Type	Area [mAU*s]	Amt/Area	Amount [ug/L]	Grp	Name
13.744		-	-	-		PETN

Totals : 0.00000

1 Warnings or Errors :

Warning : Calibrated compound(s) not found

==========

*** End of Report ***

Data File C:\CHEM32\1\DATA\040721\040721 2021-04-07 11-24-23\5L028099.D
Sample Name: B1C0835-BS1

==========

Acq. Operator : ECL
Seq. Line : 4
Acq. Instrument : HPLC5
Location : Vial 4
Injection Date : 4/7/2021 12:59:41 PM
Inj : 1
Inj Volume : 100 µl
Acq. Method : C:\Chem32\1\DATA\040721\040721 2021-04-07 11-24-23\8330PLUS-PETN.M
Last changed : 4/5/2021 11:57:50 PM by JWR
Analysis Method : C:\CHEM32\1\METHODS\8330PLUS-PETNDA.M
Last changed : 4/7/2021 11:02:27 AM by ECL
Method Info : OVD-SOP#HPLC02: 8330PLUS-PETN Calibration 03/31/2021

Sample Info : 1

==========

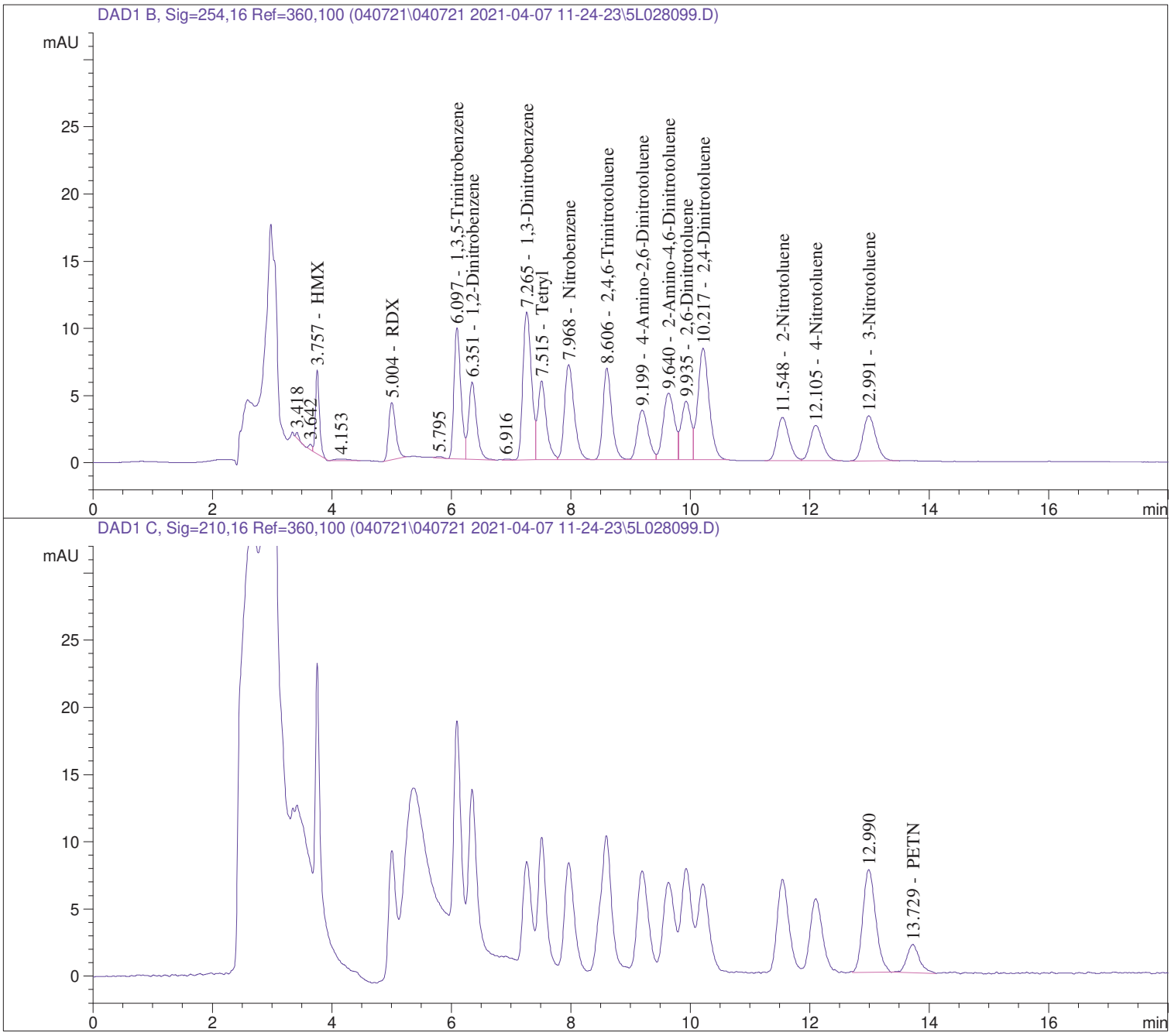

Data File C:\CHEM32\1\DATA\040721\040721 2021-04-07 11-24-23\5L028099.D
Sample Name: B1C0835-BS1

==========

Acq. Operator : ECL
Seq. Line : 4
Acq. Instrument : HPLC5
Location : Vial 4
Injection Date : 4/7/2021 12:59:41 PM
Inj : 1
Inj Volume : 100 µl
Acq. Method : C:\Chem32\1\DATA\040721\040721 2021-04-07 11-24-23\8330PLUS-PETN.M
Last changed : 4/5/2021 11:57:50 PM by JWR
Analysis Method : C:\CHEM32\1\METHODS\8330PLUS-PETNDA.M
Last changed : 4/7/2021 11:02:27 AM by ECL
Method Info : OVD-SOP#HPLC02: 8330PLUS-PETN Calibration 03/31/2021

Sample Info : 1

==========

==========

External Standard Report

==========

Sorted By : Signal
Calib. Data Modified : 4/6/2021 11:29:02 AM
Multiplier : 1.0000
Dilution : 1.0000
Use Multiplier & Dilution Factor with ISTDs

Signal 1: DAD1 B, Sig=254,16 Ref=360,100

RetTime [min]	Type	Area [mAU*s]	Amt/Area	Amount [ug/L]	Grp	Name
3.757	VV	28.62516	6.14654	175.94580		HMX
5.004	BV	34.68747	5.31876	184.49437		RDX
6.097	VV	77.34763	2.62191	202.79863		1,3,5-Trinitrobenzene
6.351	VBA	53.04685	3.56404	189.06132		1,2-Dinitrobenzene
7.265	VV	110.30370	1.81304	199.98557		1,3-Dinitrobenzene
7.515	VV	58.08789	2.98192	173.21362		Tetryl
7.968	VV	79.77710	2.64168	210.74590		Nitrobenzene
8.606	VV	69.60847	2.52130	175.50390		2,4,6-Trinitrotoluene
9.199	VV	47.03766	4.41814	207.81912		4-Amino-2,6-Dinitrotoluene
9.640	VV	65.16972	3.00500	195.83485		2-Amino-4,6-Dinitrotoluene
9.935	VV	50.27339	3.84193	193.14678		2,6-Dinitrotoluene
10.217	VBA	110.47227	1.82406	201.50780		2,4-Dinitrotoluene
11.548	BV	44.86956	4.51678	202.66617		2-Nitrotoluene
12.105	VBA	37.95663	5.36906	203.79134		4-Nitrotoluene
12.991	BBA	51.04144	4.00557	204.44990		3-Nitrotoluene

Totals : 2920.96506

Data File C:\CHEM32\1\DATA\040721\040721 2021-04-07 11-24-23\5L028099.D
Sample Name: B1C0835-BS1

==========

Acq. Operator : ECL
Seq. Line : 4
Acq. Instrument : HPLC5
Location : Vial 4
Injection Date : 4/7/2021 12:59:41 PM
Inj : 1
Inj Volume : 100 µl
Acq. Method : C:\Chem32\1\DATA\040721\040721 2021-04-07 11-24-23\8330PLUS-PETN.M
Last changed : 4/5/2021 11:57:50 PM by JWR
Analysis Method : C:\CHEM32\1\METHODS\8330PLUS-PETNDA.M
Last changed : 4/7/2021 11:02:27 AM by ECL
Method Info : OVD-SOP#HPLC02: 8330PLUS-PETN Calibration 03/31/2021

Sample Info : 1

==========

Signal 2: DAD1 C, Sig=210,16 Ref=360,100

RetTime [min]	Type	Area [mAU*s]	Amt/Area	Amount [ug/L]	Grp	Name
13.729	VBA	31.05120	3.78342	117.47981		PETN

Totals : 117.47981

==========

*** End of Report ***

Data File C:\CHEM32\1\DATA\040721\040721 2021-04-07 11-24-23\5L028112.D
Sample Name: B1C0835-MS1

==========

Acq. Operator : ECL
Seq. Line : 17
Acq. Instrument : HPLC5
Location : Vial 16
Injection Date : 4/7/2021 7:06:03 PM
Inj : 1
Inj Volume : 100 µl
Acq. Method : C:\Chem32\1\DATA\040721\040721 2021-04-07 11-24-23\8330PLUS-PETN.M
Last changed : 4/5/2021 11:57:50 PM by JWR
Analysis Method : C:\CHEM32\1\METHODS\8330PLUS-PETNDA.M
Last changed : 4/8/2021 8:15:51 AM by ECL
Method Info : OVD-SOP#HPLC02: 8330PLUS-PETN Calibration 03/31/2021

Sample Info : 1

==========

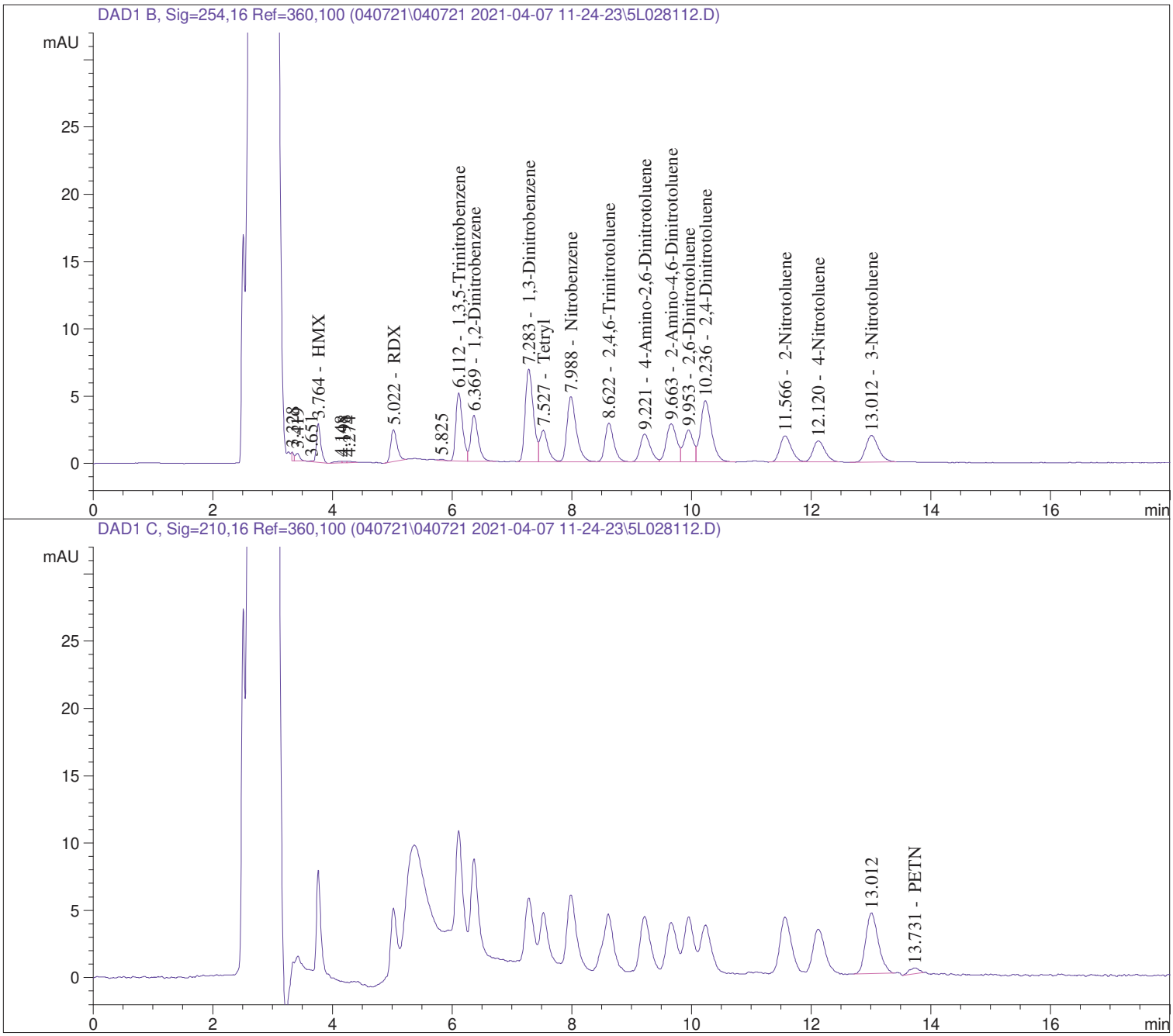

Data File C:\CHEM32\1\DATA\040721\040721 2021-04-07 11-24-23\5L028112.D
Sample Name: B1C0835-MS1

==========

Acq. Operator : ECL
Seq. Line : 17
Acq. Instrument : HPLC5
Location : Vial 16
Injection Date : 4/7/2021 7:06:03 PM
Inj : 1
Inj Volume : 100 µl
Acq. Method : C:\Chem32\1\DATA\040721\040721 2021-04-07 11-24-23\8330PLUS-PETN.M
Last changed : 4/5/2021 11:57:50 PM by JWR
Analysis Method : C:\CHEM32\1\METHODS\8330PLUS-PETNDA.M
Last changed : 4/8/2021 8:15:51 AM by ECL
Method Info : OVD-SOP#HPLC02: 8330PLUS-PETN Calibration 03/31/2021

Sample Info : 1

==========

==========

External Standard Report

==========

Sorted By : Signal
Calib. Data Modified : 4/6/2021 11:29:02 AM
Multiplier : 1.0000
Dilution : 1.0000
Use Multiplier & Dilution Factor with ISTDs

Signal 1: DAD1 B, Sig=254,16 Ref=360,100

RetTime [min]	Type	Area [mAU*s]	Amt/Area	Amount [ug/L]	Grp	Name
3.764	VV	14.83773	6.06071	89.92716		HMX
5.022	BV	17.07152	5.52502	94.32049		RDX
6.112	VV	39.56483	2.62261	103.76324		1,3,5-Trinitrobenzene
6.369	VV	29.60538	3.57188	105.74671		1,2-Dinitrobenzene
7.283	VV	65.42789	1.81192	118.55025		1,3-Dinitrobenzene
7.527	VV	21.86780	2.97624	65.08380		Tetryl
7.988	VV	52.59829	2.63708	138.70591		Nitrobenzene
8.622	VV	29.28581	2.48652	72.81974		2,4,6-Trinitrotoluene
9.221	VV	24.42926	4.43701	108.39289		4-Amino-2,6-Dinitrotoluene
9.663	VV	34.38767	3.01133	103.55255		2-Amino-4,6-Dinitrotoluene
9.953	VV	26.50094	3.82940	101.48261		2,6-Dinitrotoluene
10.236	VV	59.04306	1.82262	107.61334		2,4-Dinitrotoluene
11.566	BV	26.19199	4.50799	118.07330		2-Nitrotoluene
12.120	VV	21.86552	5.37605	117.55005		4-Nitrotoluene
13.012	BV	29.29885	4.00736	117.41094		3-Nitrotoluene

Totals : 1562.99299

Data File C:\CHEM32\1\DATA\040721\040721 2021-04-07 11-24-23\5L028112.D
Sample Name: B1C0835-MS1

==========

Acq. Operator : ECL
Seq. Line : 17
Acq. Instrument : HPLC5
Location : Vial 16
Injection Date : 4/7/2021 7:06:03 PM
Inj : 1
Inj Volume : 100 µl
Acq. Method : C:\Chem32\1\DATA\040721\040721 2021-04-07 11-24-23\8330PLUS-PETN.M
Last changed : 4/5/2021 11:57:50 PM by JWR
Analysis Method : C:\CHEM32\1\METHODS\8330PLUS-PETNDA.M
Last changed : 4/8/2021 8:15:51 AM by ECL
Method Info : OVD-SOP#HPLC02: 8330PLUS-PETN Calibration 03/31/2021

Sample Info : 1

==========

Signal 2: DAD1 C, Sig=210,16 Ref=360,100

RetTime [min]	Type	Area [mAU*s]	Amt/Area	Amount [ug/L]	Grp	Name
13.731	VV	5.14208	3.23025	16.61023		PETN

Totals : 16.61023

==========

*** End of Report ***

Data File C:\CHEM32\1\DATA\040721\040721 2021-04-07 11-24-23\5L028105.D
Sample Name: B1C0835-MSD1

==========

Acq. Operator : ECL
Seq. Line : 10
Acq. Instrument : HPLC5
Location : Vial 10
Injection Date : 4/7/2021 3:48:46 PM
Inj : 1
Inj Volume : 100 µl
Acq. Method : C:\Chem32\1\DATA\040721\040721 2021-04-07 11-24-23\8330PLUS-PETN.M
Last changed : 4/5/2021 11:57:50 PM by JWR
Analysis Method : C:\CHEM32\1\METHODS\8330PLUS-PETNDA.M
Last changed : 4/7/2021 11:02:27 AM by ECL
Method Info : OVD-SOP#HPLC02: 8330PLUS-PETN Calibration 03/31/2021

Sample Info : 1

==========

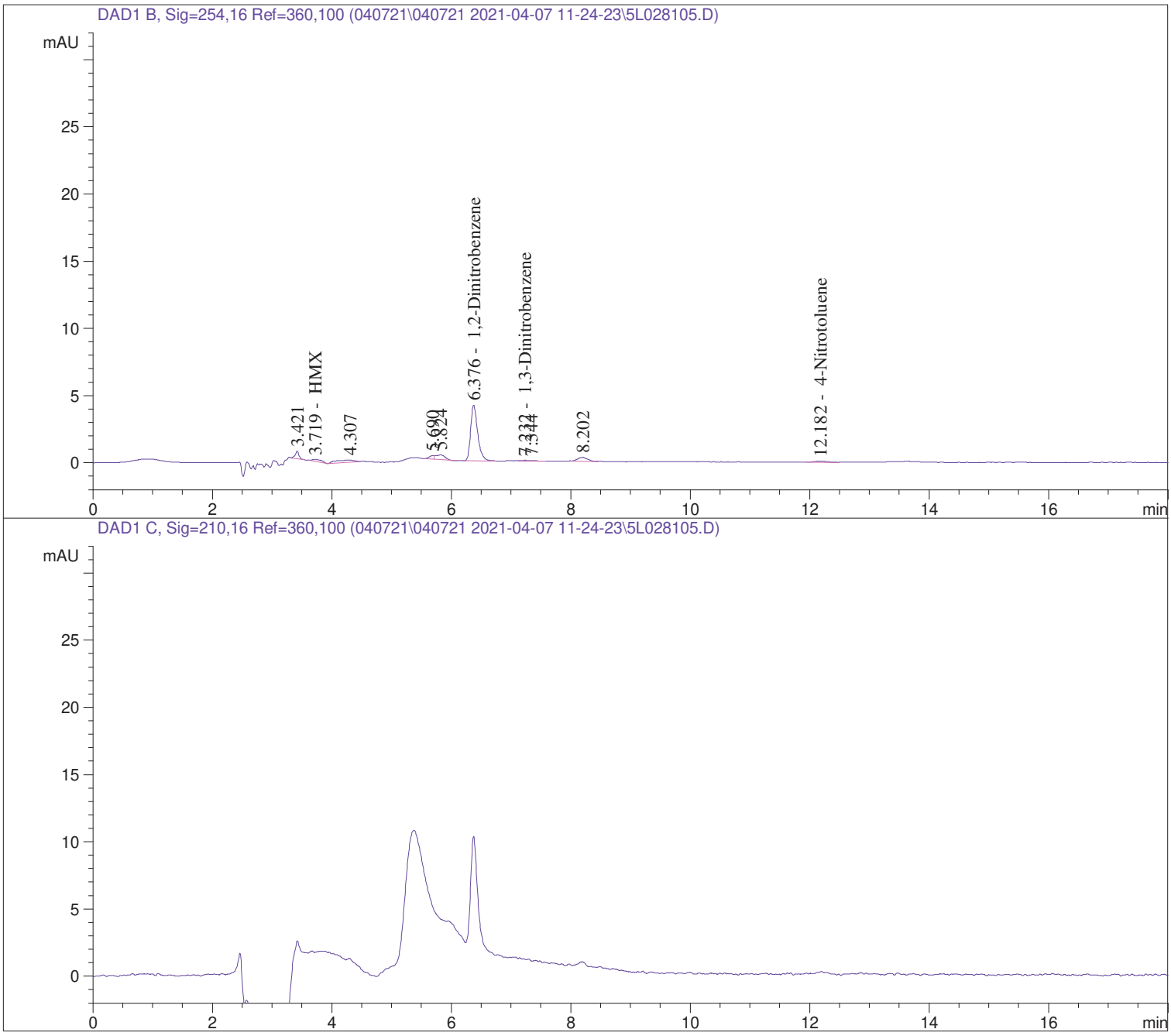

Data File C:\CHEM32\1\DATA\040721\040721 2021-04-07 11-24-23\5L028105.D
Sample Name: B1C0835-MSD1

==========

Acq. Operator : ECL Seq. Line : 10
Acq. Instrument : HPLC5 Location : Vial 10
Injection Date : 4/7/2021 3:48:46 PM Inj : 1
Inj Volume : 100 µl
Acq. Method : C:\Chem32\1\DATA\040721\040721 2021-04-07 11-24-23\8330PLUS-PETN.M
Last changed : 4/5/2021 11:57:50 PM by JWR
Analysis Method : C:\CHEM32\1\METHODS\8330PLUS-PETNDA.M
Last changed : 4/7/2021 11:02:27 AM by ECL
Method Info : OVD-SOP#HPLC02: 8330PLUS-PETN Calibration 03/31/2021

Sample Info : 1

==========

==========

External Standard Report

==========

Sorted By : Signal
Calib. Data Modified : 4/6/2021 11:29:02 AM
Multiplier : 1.0000
Dilution : 1.0000
Use Multiplier & Dilution Factor with ISTDs

Signal 1: DAD1 B, Sig=254,16 Ref=360,100

RetTime [min]	Type	Area [mAU*s]	Amt/Area	Amount [ug/L]	Grp	Name
3.719	BV	1.87548	4.82903	9.05675		HMX
4.994		-	-	-		RDX
6.093		-	-	-		1,3,5-Trinitrobenzene
6.376	VBA	34.14049	3.56952	121.86520		1,2-Dinitrobenzene
7.232	VV	5.63464e-1	1.49430	8.41986e-1		1,3-Dinitrobenzene
7.516		-	-	-		Tetryl
7.963		-	-	-		Nitrobenzene
8.608		-	-	-		2,4,6-Trinitrotoluene
9.192		-	-	-		4-Amino-2,6-Dinitrotoluene
9.633		-	-	-		2-Amino-4,6-Dinitrotoluene
9.933		-	-	-		2,6-Dinitrotoluene
10.216		-	-	-		2,4-Dinitrotoluene
11.545		-	-	-		2-Nitrotoluene
12.182	BV	1.46451	5.60564	8.20951		4-Nitrotoluene
12.992		-	-	-		3-Nitrotoluene

Totals : 139.97345

Data File C:\CHEM32\1\DATA\040721\040721 2021-04-07 11-24-23\5L028105.D
Sample Name: B1C0835-MSD1

==========

Acq. Operator : ECL
Seq. Line : 10
Acq. Instrument : HPLC5
Location : Vial 10
Injection Date : 4/7/2021 3:48:46 PM
Inj : 1
Inj Volume : 100 µl
Acq. Method : C:\Chem32\1\DATA\040721\040721 2021-04-07 11-24-23\8330PLUS-PETN.M
Last changed : 4/5/2021 11:57:50 PM by JWR
Analysis Method : C:\CHEM32\1\METHODS\8330PLUS-PETNDA.M
Last changed : 4/7/2021 11:02:27 AM by ECL
Method Info : OVD-SOP#HPLC02: 8330PLUS-PETN Calibration 03/31/2021

Sample Info : 1

==========

Signal 2: DAD1 C, Sig=210,16 Ref=360,100

RetTime [min]	Type	Area [mAU*s]	Amt/Area	Amount [ug/L]	Grp	Name
13.744		-	-	-		PETN

Totals : 0.00000

1 Warnings or Errors :

Warning : Calibrated compound(s) not found

==========

*** End of Report ***

Data File C:\CHEM32\1\DATA\040721\040721 2021-04-07 11-24-23\5L028113.D
Sample Name: B1C0835-MSD1

==========

Acq. Operator : ECL
Seq. Line : 18
Acq. Instrument : HPLC5
Location : Vial 17
Injection Date : 4/7/2021 7:34:16 PM
Inj : 1
Inj Volume : 100 µl
Acq. Method : C:\Chem32\1\DATA\040721\040721 2021-04-07 11-24-23\8330PLUS-PETN.M
Last changed : 4/5/2021 11:57:50 PM by JWR
Analysis Method : C:\CHEM32\1\METHODS\8330PLUS-PETNDA.M
Last changed : 4/8/2021 8:15:51 AM by ECL
Method Info : OVD-SOP#HPLC02: 8330PLUS-PETN Calibration 03/31/2021

Sample Info : 1

==========

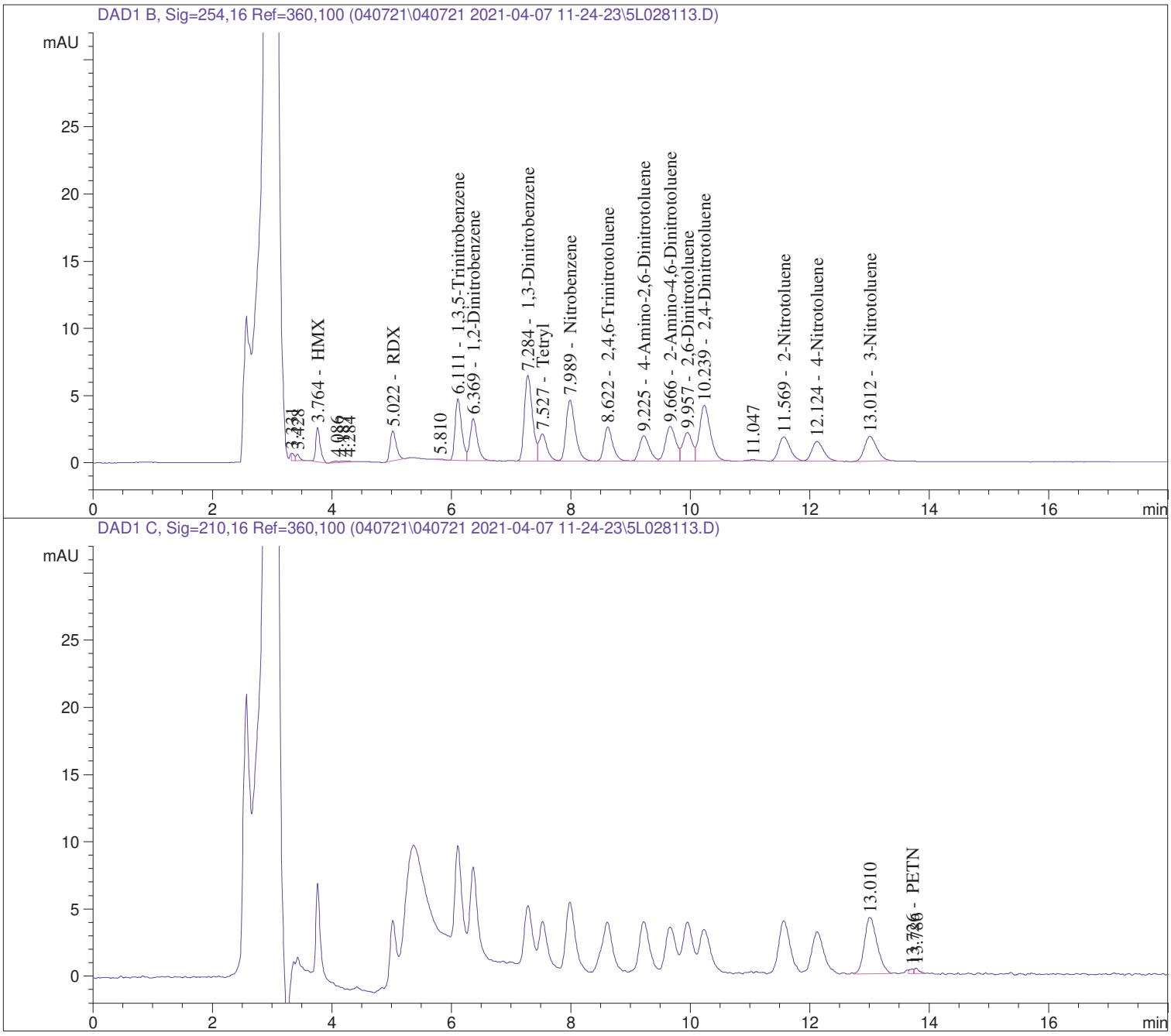

Data File C:\CHEM32\1\DATA\040721\040721 2021-04-07 11-24-23\5L028113.D
Sample Name: B1C0835-MSD1

==========

Acq. Operator : ECL Seq. Line : 18
Acq. Instrument : HPLC5 Location : Vial 17
Injection Date : 4/7/2021 7:34:16 PM Inj : 1
Inj Volume : 100 µl
Acq. Method : C:\Chem32\1\DATA\040721\040721 2021-04-07 11-24-23\8330PLUS-PETN.M
Last changed : 4/5/2021 11:57:50 PM by JWR
Analysis Method : C:\CHEM32\1\METHODS\8330PLUS-PETNDA.M
Last changed : 4/8/2021 8:15:51 AM by ECL
Method Info : OVD-SOP#HPLC02: 8330PLUS-PETN Calibration 03/31/2021

Sample Info : 1

==========

==========

External Standard Report

==========

Sorted By : Signal
Calib. Data Modified : 4/6/2021 11:29:02 AM
Multiplier : 1.0000
Dilution : 1.0000
Use Multiplier & Dilution Factor with ISTDs

Signal 1: DAD1 B, Sig=254,16 Ref=360,100

RetTime [min]	Type	Area [mAU*s]	Amt/Area	Amount [ug/L]	Grp	Name
3.764	VV	13.23014	6.03905	79.89755		HMX
5.022	BV	15.62151	5.56272	86.89806		RDX
6.111	VV	35.55840	2.62278	93.26167		1,3,5-Trinitrobenzene
6.369	VV	26.76588	3.57376	95.65470		1,2-Dinitrobenzene
7.284	VV	60.30186	1.81169	109.24816		1,3-Dinitrobenzene
7.527	VV	19.13365	2.97494	56.92141		Tetryl
7.989	VV	48.28510	2.63587	127.27338		Nitrobenzene
8.622	VV	25.66611	2.47805	63.60196		2,4,6-Trinitrotoluene
9.225	VV	21.84026	4.44166	97.00712		4-Amino-2,6-Dinitrotoluene
9.666	VV	30.75452	3.01291	92.66064		2-Amino-4,6-Dinitrotoluene
9.957	VV	23.69051	3.82625	90.64588		2,6-Dinitrotoluene
10.239	VV	52.62399	1.82225	95.89403		2,4-Dinitrotoluene
11.569	VV	23.97989	4.50604	108.05441		2-Nitrotoluene
12.124	VBA	20.51339	5.37713	110.30319		4-Nitrotoluene
13.012	VV	26.59568	4.00778	106.58971		3-Nitrotoluene

Totals : 1413.91186

Data File C:\CHEM32\1\DATA\040721\040721 2021-04-07 11-24-23\5L028113.D
Sample Name: B1C0835-MSD1

==========

Acq. Operator : ECL
Seq. Line : 18
Acq. Instrument : HPLC5
Location : Vial 17
Injection Date : 4/7/2021 7:34:16 PM
Inj : 1
Inj Volume : 100 µl
Acq. Method : C:\Chem32\1\DATA\040721\040721 2021-04-07 11-24-23\8330PLUS-PETN.M
Last changed : 4/5/2021 11:57:50 PM by JWR
Analysis Method : C:\CHEM32\1\METHODS\8330PLUS-PETNDA.M
Last changed : 4/8/2021 8:15:51 AM by ECL
Method Info : OVD-SOP#HPLC02: 8330PLUS-PETN Calibration 03/31/2021

Sample Info : 1

==========

Signal 2: DAD1 C, Sig=210,16 Ref=360,100

RetTime [min]	Type	Area [mAU*s]	Amt/Area	Amount [ug/L]	Grp	Name
13.726	VV	1.58518	1.74268	2.76245		PETN

Totals : 2.76245

==========

*** End of Report ***

Data File C:\CHEM32\1\DATA\040721\040721 2021-04-07 11-24-23\5L028100.D
Sample Name: B1C0835-SRM1

==========

Acq. Operator : ECL
Seq. Line : 5
Acq. Instrument : HPLC5
Location : Vial 5
Injection Date : 4/7/2021 1:27:51 PM
Inj : 1
Inj Volume : 100 µl
Acq. Method : C:\Chem32\1\DATA\040721\040721 2021-04-07 11-24-23\8330PLUS-PETN.M
Last changed : 4/5/2021 11:57:50 PM by JWR
Analysis Method : C:\CHEM32\1\METHODS\8330PLUS-PETNDA.M
Last changed : 4/7/2021 11:02:27 AM by ECL
Method Info : OVD-SOP#HPLC02: 8330PLUS-PETN Calibration 03/31/2021

Sample Info : 1

==========

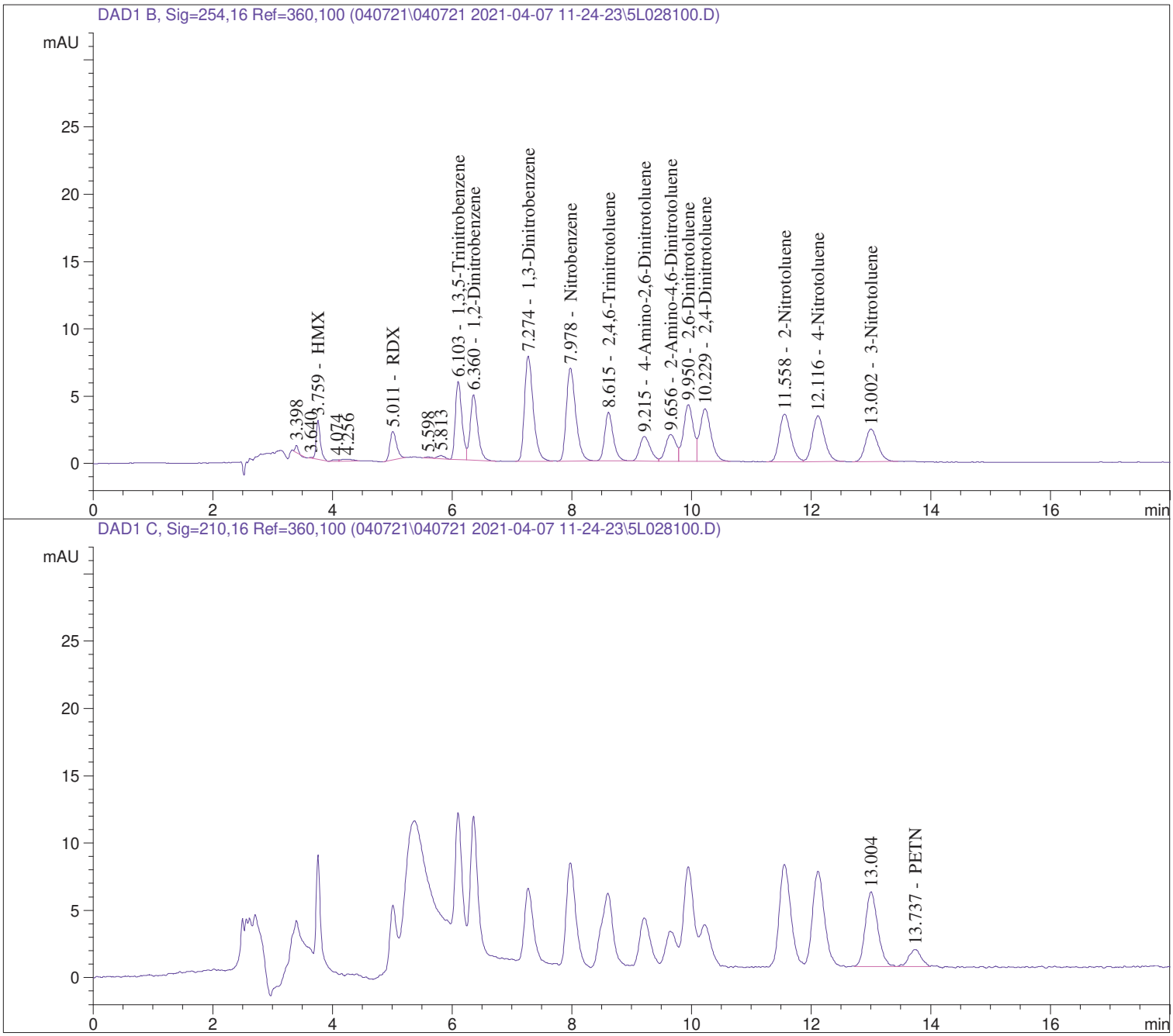

Data File C:\CHEM32\1\DATA\040721\040721 2021-04-07 11-24-23\5L028100.D
Sample Name: B1C0835-SRM1

==========

Acq. Operator : ECL
Seq. Line : 5
Acq. Instrument : HPLC5
Location : Vial 5
Injection Date : 4/7/2021 1:27:51 PM
Inj : 1
Inj Volume : 100 µl
Acq. Method : C:\Chem32\1\DATA\040721\040721 2021-04-07 11-24-23\8330PLUS-PETN.M
Last changed : 4/5/2021 11:57:50 PM by JWR
Analysis Method : C:\CHEM32\1\METHODS\8330PLUS-PETNDA.M
Last changed : 4/7/2021 11:02:27 AM by ECL
Method Info : OVD-SOP#HPLC02: 8330PLUS-PETN Calibration 03/31/2021

Sample Info : 1

==========

==========

External Standard Report

==========

Sorted By : Signal
Calib. Data Modified : 4/6/2021 11:29:02 AM
Multiplier : 1.0000
Dilution : 1.0000
Use Multiplier & Dilution Factor with ISTDs

Signal 1: DAD1 B, Sig=254,16 Ref=360,100

RetTime [min]	Type	Area [mAU*s]	Amt/Area	Amount [ug/L]	Grp	Name
3.759	VV	14.09789	6.05136	85.31138		HMX
5.011	BV	16.38090	5.54214	90.78528		RDX
6.103	VV	44.39939	2.62246	116.43547		1,3,5-Trinitrobenzene
6.360	VBA	42.66279	3.56645	152.15477		1,2-Dinitrobenzene
7.274	VV	79.24544	1.81240	143.62471		1,3-Dinitrobenzene
7.516		-	-	-		Tetryl
7.978	VV	75.51643	2.64118	199.45259		Nitrobenzene
8.615	VV	35.94772	2.49765	89.78470		2,4,6-Trinitrotoluene
9.215	VV	22.46696	4.44044	99.76320		4-Amino-2,6-Dinitrotoluene
9.656	VV	23.92524	3.01719	72.18695		2-Amino-4,6-Dinitrotoluene
9.950	VV	48.65126	3.84146	186.89203		2,6-Dinitrotoluene
10.229	VBA	50.13630	1.82208	91.35226		2,4-Dinitrotoluene
11.558	BV	47.67759	4.51751	215.38406		2-Nitrotoluene
12.116	VBA	47.26218	5.36719	253.66506		4-Nitrotoluene
13.002	BV	35.52520	4.00662	142.33598		3-Nitrotoluene

Totals : 1939.12842

Data File C:\CHEM32\1\DATA\040721\040721 2021-04-07 11-24-23\5L028100.D
Sample Name: B1C0835-SRM1

==========

Acq. Operator : ECL Seq. Line : 5
Acq. Instrument : HPLC5 Location : Vial 5
Injection Date : 4/7/2021 1:27:51 PM Inj : 1
Inj Volume : 100 µl
Acq. Method : C:\Chem32\1\DATA\040721\040721 2021-04-07 11-24-23\8330PLUS-PETN.M
Last changed : 4/5/2021 11:57:50 PM by JWR
Analysis Method : C:\CHEM32\1\METHODS\8330PLUS-PETNDA.M
Last changed : 4/7/2021 11:02:27 AM by ECL
Method Info : OVD-SOP#HPLC02: 8330PLUS-PETN Calibration 03/31/2021

Sample Info : 1

==========

Signal 2: DAD1 C, Sig=210,16 Ref=360,100

RetTime [min]	Type	Area [mAU*s]	Amt/Area	Amount [ug/L]	Grp	Name
13.737	VV	18.10916	3.70496	67.09377		PETN

Totals : 67.09377

1 Warnings or Errors :

Warning : Calibrated compound(s) not found

==========

*** End of Report ***

Data File C:\CHEM32\1\DATA\040621\040621 2021-04-06 10-46-28\5L028064.D
Sample Name: B1C1692-BLK1

==========

Acq. Operator : JWR
Seq. Line : 7
Acq. Instrument : HPLC5
Location : Vial 7
Injection Date : 4/6/2021 1:38:30 PM
Inj : 1
Inj Volume : 100 µl
Acq. Method : C:\Chem32\1\DATA\040621\040621 2021-04-06 10-46-28\8330PLUS-PETN.M
Last changed : 4/5/2021 11:57:50 PM by JWR
Analysis Method : C:\CHEM32\1\METHODS\8330PLUS-PETNDA.M
Last changed : 4/7/2021 11:02:27 AM by ECL
Method Info : OVD-SOP#HPLC02: 8330PLUS-PETN Calibration 03/31/2021

Sample Info : 1 (Surr 250ppb "OC")

==========

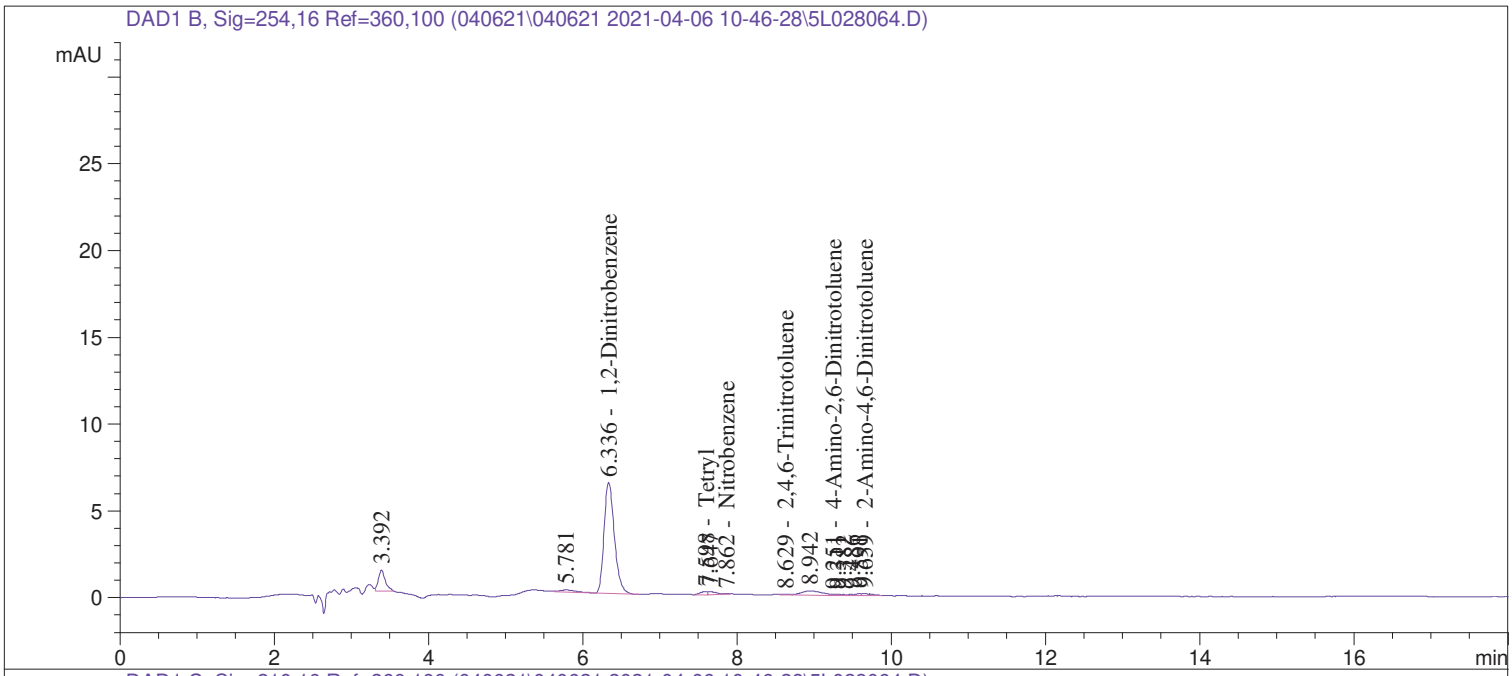

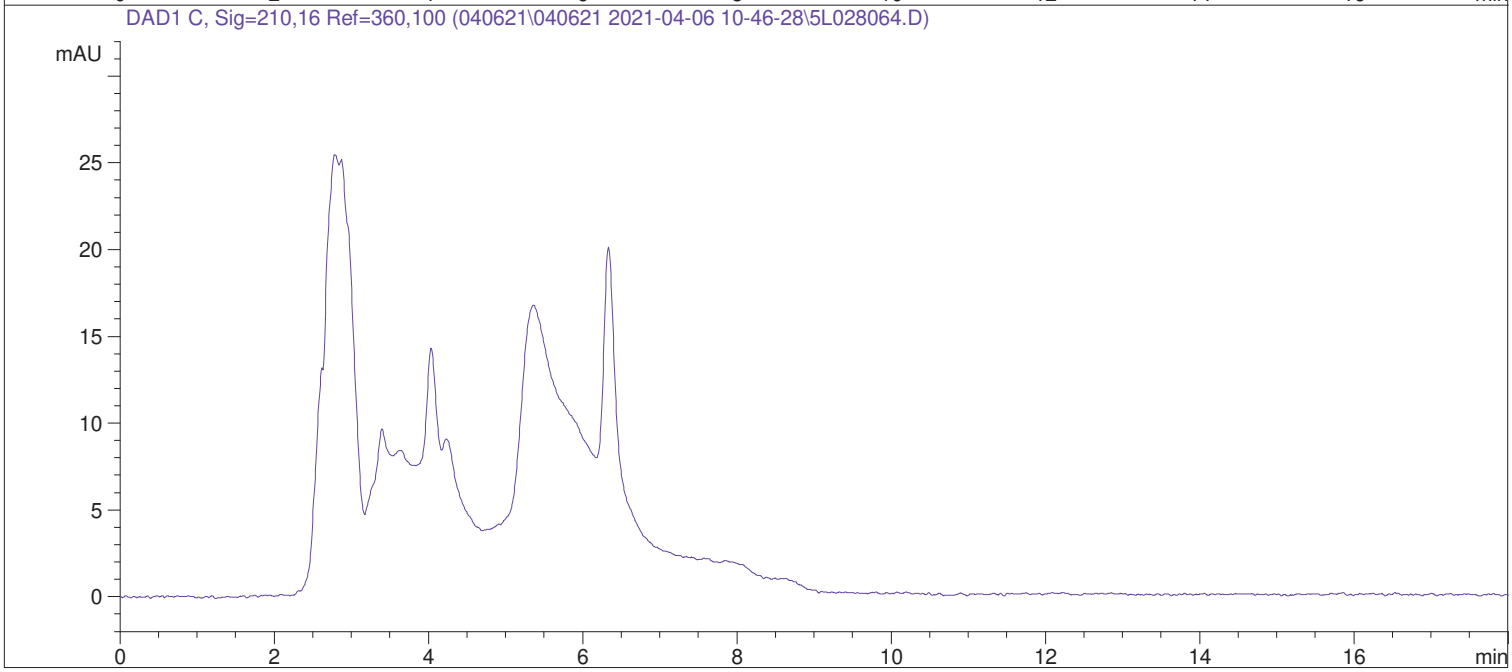

Data File C:\CHEM32\1\DATA\040621\040621 2021-04-06 10-46-28\5L028064.D
Sample Name: B1C1692-BLK1

==========

Acq. Operator : JWR Seq. Line : 7
Acq. Instrument : HPLC5 Location : Vial 7
Injection Date : 4/6/2021 1:38:30 PM Inj : 1
Inj Volume : 100 µl
Acq. Method : C:\Chem32\1\DATA\040621\040621 2021-04-06 10-46-28\8330PLUS-PETN.M
Last changed : 4/5/2021 11:57:50 PM by JWR
Analysis Method : C:\CHEM32\1\METHODS\8330PLUS-PETNDA.M
Last changed : 4/7/2021 11:02:27 AM by ECL
Method Info : OVD-SOP#HPLC02: 8330PLUS-PETN Calibration 03/31/2021

Sample Info : 1 (Surr 250ppb "OC")

==========

==========

External Standard Report

==========

Sorted By : Signal
Calib. Data Modified : 4/6/2021 11:29:02 AM
Multiplier : 1.0000
Dilution : 1.0000
Use Multiplier & Dilution Factor with ISTDs

Signal 1: DAD1 B, Sig=254,16 Ref=360,100

RetTime [min]	Type	Area [mAU*s]	Amt/Area	Amount [ug/L]	Grp	Name
3.753		-	-	-		HMX
4.994		-	-	-		RDX
6.093		-	-	-		1,3,5-Trinitrobenzene
6.336	VV	59.98700	3.56290	213.72768		1,2-Dinitrobenzene
7.259		-	-	-		1,3-Dinitrobenzene
7.598	VV	1.18921	2.81773	3.35087		Tetryl
7.862	VV	2.80650e-1	1.17862e-1	3.30780e-2		Nitrobenzene
8.629	VV	4.47986e-1	0.00000	0.00000		2,4,6-Trinitrotoluene
9.251	VV	3.38366e-1	7.23184	2.44701		4-Amino-2,6-Dinitrotoluene
9.659	VV	1.30617	3.35077	4.37667		2-Amino-4,6-Dinitrotoluene
9.933		-	-	-		2,6-Dinitrotoluene
10.216		-	-	-		2,4-Dinitrotoluene
11.545		-	-	-		2-Nitrotoluene
12.103		-	-	-		4-Nitrotoluene
12.992		-	-	-		3-Nitrotoluene

Totals : 223.93531

Data File C:\CHEM32\1\DATA\040621\040621 2021-04-06 10-46-28\5L028064.D
Sample Name: B1C1692-BLK1

==========

Acq. Operator : JWR Seq. Line : 7
Acq. Instrument : HPLC5 Location : Vial 7
Injection Date : 4/6/2021 1:38:30 PM Inj : 1
Inj Volume : 100 µl
Acq. Method : C:\Chem32\1\DATA\040621\040621 2021-04-06 10-46-28\8330PLUS-PETN.M
Last changed : 4/5/2021 11:57:50 PM by JWR
Analysis Method : C:\CHEM32\1\METHODS\8330PLUS-PETNDA.M
Last changed : 4/7/2021 11:02:27 AM by ECL
Method Info : OVD-SOP#HPLC02: 8330PLUS-PETN Calibration 03/31/2021

Sample Info : 1 (Surr 250ppb "OC")

==========

Signal 2: DAD1 C, Sig=210,16 Ref=360,100

RetTime [min]	Type	Area [mAU*s]	Amt/Area	Amount [ug/L]	Grp	Name
13.744		-	-	-		PETN

Totals : 0.00000

2 Warnings or Errors :

Warning : Calibrated compound(s) not found
Warning : Negative results set to zero (cal. curve intercept), (2,4,6-Trinitrotoluene)

==========

*** End of Report ***

Data File C:\CHEM32\1\DATA\040621\040621 2021-04-06 10-46-28\5L028065.D
Sample Name: B1C1692-BLK2

==========

Acq. Operator : JWR
Seq. Line : 8
Acq. Instrument : HPLC5
Location : Vial 8
Injection Date : 4/6/2021 2:06:55 PM
Inj : 1
Inj Volume : 100 µl
Acq. Method : C:\Chem32\1\DATA\040621\040621 2021-04-06 10-46-28\8330PLUS-PETN.M
Last changed : 4/5/2021 11:57:50 PM by JWR
Analysis Method : C:\CHEM32\1\METHODS\8330PLUS-PETNDA.M
Last changed : 4/7/2021 11:02:27 AM by ECL
Method Info : OVD-SOP#HPLC02: 8330PLUS-PETN Calibration 03/31/2021

Sample Info : 1 (Surr 250ppb "OC") GBLK

==========

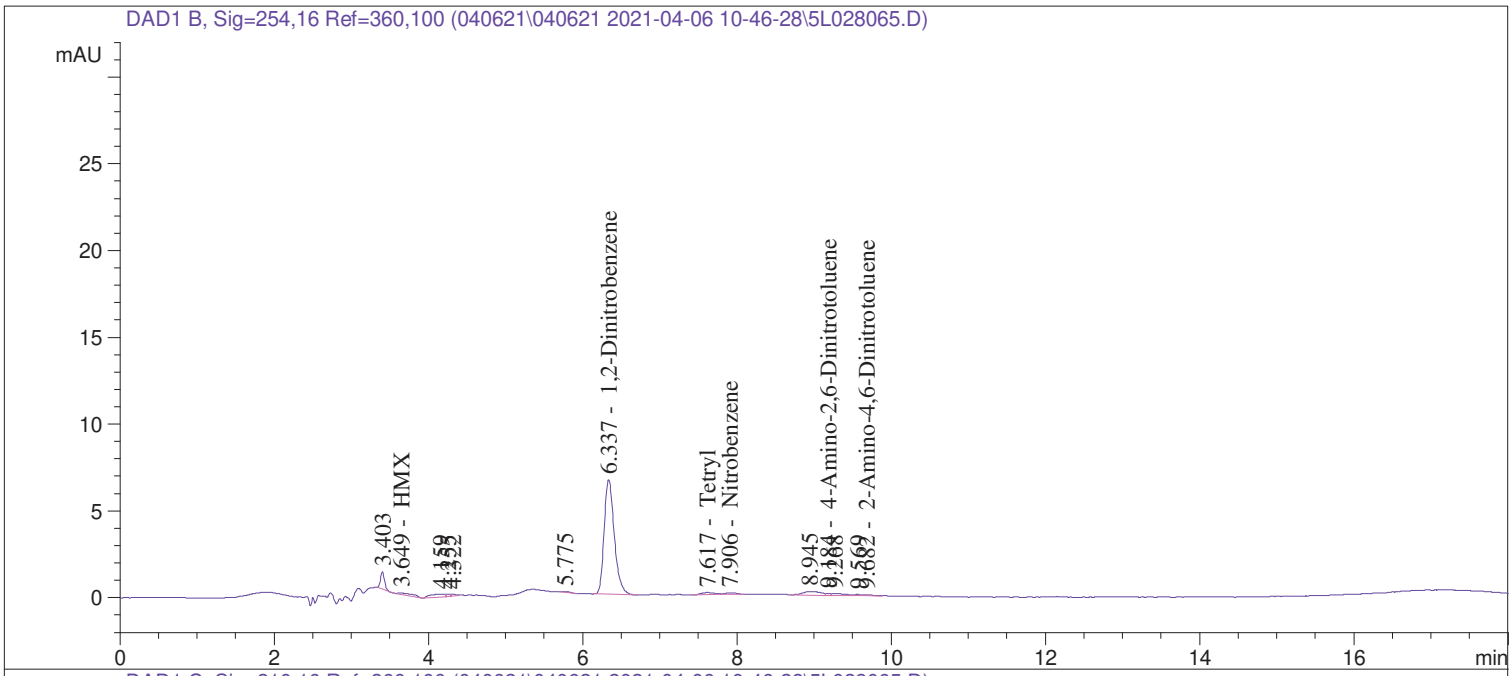

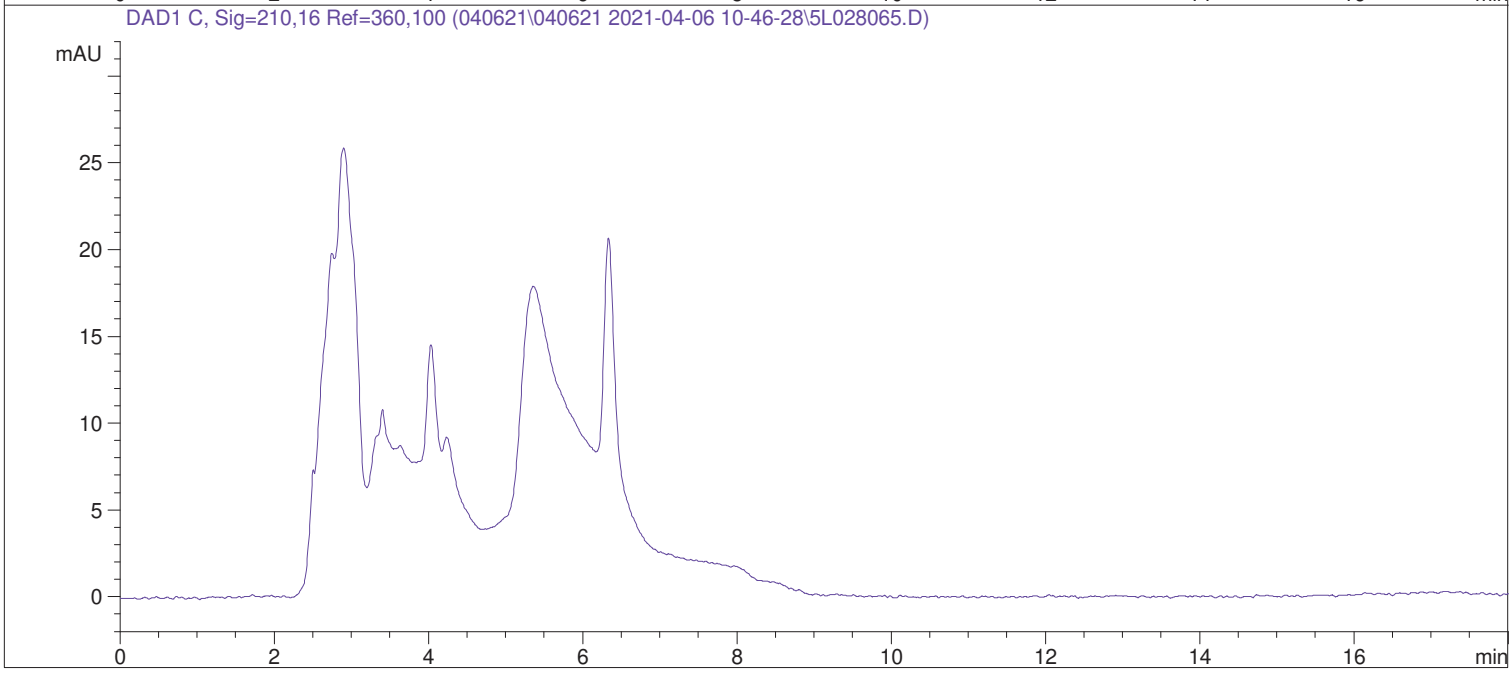

Data File C:\CHEM32\1\DATA\040621\040621 2021-04-06 10-46-28\5L028065.D
Sample Name: B1C1692-BLK2

==========

Acq. Operator : JWR Seq. Line : 8
Acq. Instrument : HPLC5 Location : Vial 8
Injection Date : 4/6/2021 2:06:55 PM Inj : 1
Inj Volume : 100 µl
Acq. Method : C:\Chem32\1\DATA\040621\040621 2021-04-06 10-46-28\8330PLUS-PETN.M
Last changed : 4/5/2021 11:57:50 PM by JWR
Analysis Method : C:\CHEM32\1\METHODS\8330PLUS-PETNDA.M
Last changed : 4/7/2021 11:02:27 AM by ECL
Method Info : OVD-SOP#HPLC02: 8330PLUS-PETN Calibration 03/31/2021

Sample Info : 1 (Surr 250ppb "OC") GBLK

==========

==========

External Standard Report

==========

Sorted By : Signal
Calib. Data Modified : 4/6/2021 11:29:02 AM
Multiplier : 1.0000
Dilution : 1.0000
Use Multiplier & Dilution Factor with ISTDs

Signal 1: DAD1 B, Sig=254,16 Ref=360,100

RetTime [min]	Type	Area [mAU*s]	Amt/Area	Amount [ug/L]	Grp	Name
3.649	BV	1.44977	4.41503	6.40078		HMX
4.994		-	-	-		RDX
6.093		-	-	-		1,3,5-Trinitrobenzene
6.337	VV	60.60855	3.56281	215.93676		1,2-Dinitrobenzene
7.259		-	-	-		1,3-Dinitrobenzene
7.617	VV	1.59017	2.86000	4.54788		Tetryl
7.906	VV	8.90105e-1	1.85202	1.64850		Nitrobenzene
8.608		-	-	-		2,4,6-Trinitrotoluene
9.184	VV	4.47010e-1	6.54302	2.92480		4-Amino-2,6-Dinitrotoluene
9.682	VV	6.42084e-1	3.71570	2.38580		2-Amino-4,6-Dinitrotoluene
9.933		-	-	-		2,6-Dinitrotoluene
10.216		-	-	-		2,4-Dinitrotoluene
11.545		-	-	-		2-Nitrotoluene
12.103		-	-	-		4-Nitrotoluene
12.992		-	-	-		3-Nitrotoluene

Totals : 233.84450

Data File C:\CHEM32\1\DATA\040621\040621 2021-04-06 10-46-28\5L028065.D
Sample Name: B1C1692-BLK2

==========

Acq. Operator : JWR Seq. Line : 8
Acq. Instrument : HPLC5 Location : Vial 8
Injection Date : 4/6/2021 2:06:55 PM Inj : 1
Inj Volume : 100 µl
Acq. Method : C:\Chem32\1\DATA\040621\040621 2021-04-06 10-46-28\8330PLUS-PETN.M
Last changed : 4/5/2021 11:57:50 PM by JWR
Analysis Method : C:\CHEM32\1\METHODS\8330PLUS-PETNDA.M
Last changed : 4/7/2021 11:02:27 AM by ECL
Method Info : OVD-SOP#HPLC02: 8330PLUS-PETN Calibration 03/31/2021

Sample Info : 1 (Surr 250ppb "OC") GBLK

==========

Signal 2: DAD1 C, Sig=210,16 Ref=360,100

RetTime [min]	Type	Area [mAU*s]	Amt/Area	Amount [ug/L]	Grp	Name
13.744		-	-	-		PETN

Totals : 0.00000

1 Warnings or Errors :

Warning : Calibrated compound(s) not found

==========

*** End of Report ***

Data File C:\CHEM32\1\DATA\040821\040821 2021-04-08 12-43-30\6L0008567.D
Sample Name: B1C1692-BLK3

==========

Acq. Operator : ECL
Seq. Line : 2
Acq. Instrument : HPLC6
Location : 2
Injection Date : 4/8/2021 1:52:26 PM
Inj : 1
Inj Volume : 100.000 µl
Acq. Method : C:\Chem32\1\Data\040821\040821 2021-04-08 12-43-30\8330.M
Last changed : 4/8/2021 12:43:30 PM by ECL
Analysis Method : C:\CHEM32\1\METHODS\8330DATA.M
Last changed : 4/9/2021 1:25:15 PM by JWR
Method Info : OVD-SOP#HPLC02 : 8330 Calibration 03/31/2021

Sample Info : 1

==========

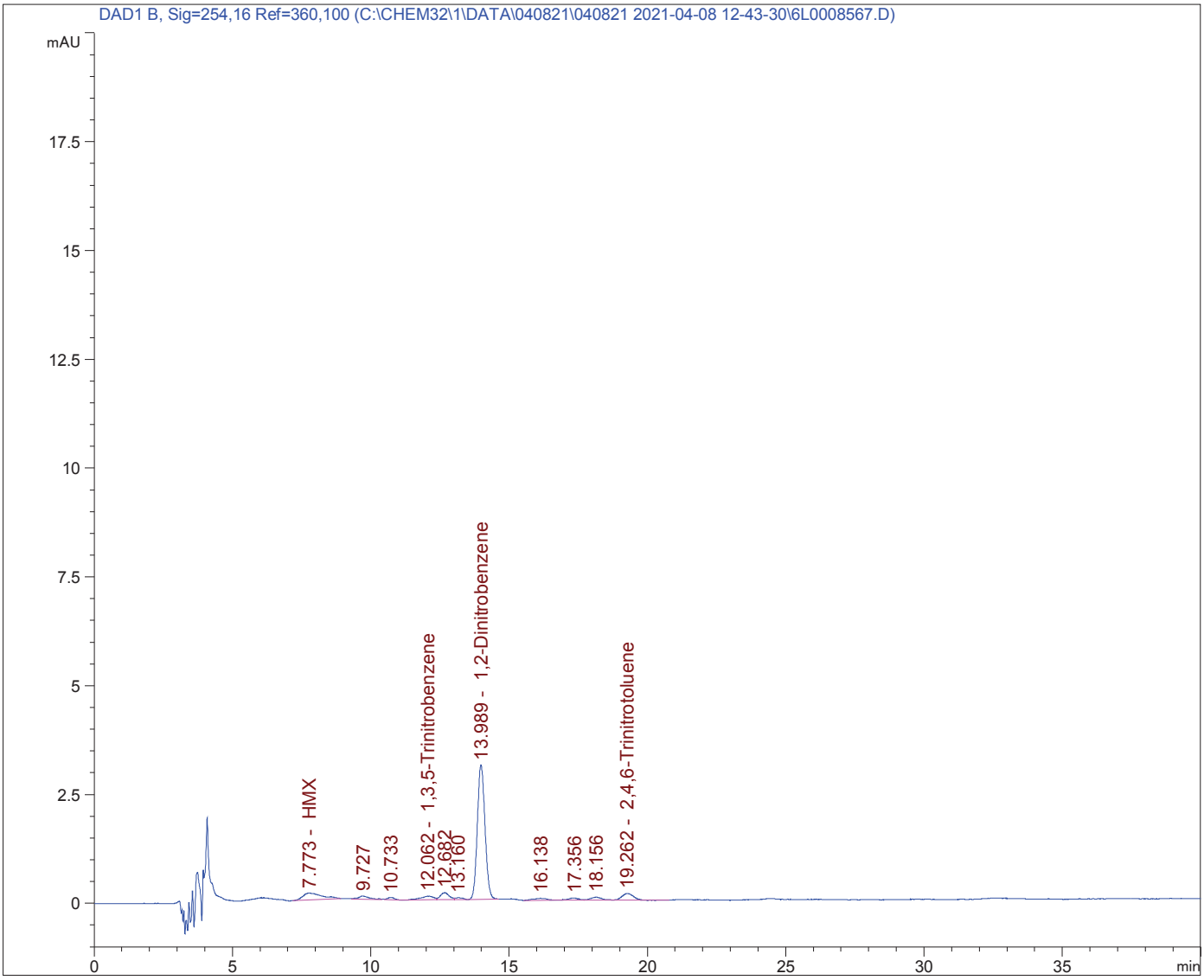

Data File C:\CHEM32\1\DATA\040821\040821 2021-04-08 12-43-30\6L0008567.D
Sample Name: B1C1692-BLK3

==========

Acq. Operator : ECL Seq. Line : 2
Acq. Instrument : HPLC6 Location : 2
Injection Date : 4/8/2021 1:52:26 PM Inj : 1
Inj Volume : 100.000 µl
Acq. Method : C:\Chem32\1\Data\040821\040821 2021-04-08 12-43-30\8330.M
Last changed : 4/8/2021 12:43:30 PM by ECL
Analysis Method : C:\CHEM32\1\METHODS\8330DATA.M
Last changed : 4/9/2021 1:25:15 PM by JWR
Method Info : OVD-SOP#HPLC02 : 8330 Calibration 03/31/2021

Sample Info : 1

==========

==========

External Standard Report

==========

Sorted By : Signal
Calib. Data Modified : 4/9/2021 1:23:32 PM
Multiplier : 1.0000
Dilution : 1.0000
Do not use Multiplier & Dilution Factor with ISTDs

Signal 1: DAD1 B, Sig=254,16 Ref=360,100

RetTime [min]	Type	Area [mAU*s]	Amt/Area	Amount [ug/L]	Grp	Name
7.773	BV	7.80029	5.11291	39.88220		HMX
11.723		-	-	-		RDX
12.062	VV	2.97573	2.49284	7.41802		1,3,5-Trinitrobenzene
13.989	VB	59.44977	3.79002	225.31571		1,2-Dinitrobenzene
14.949		-	-	-		1,3-Dinitrobenzene
15.879		-	-	-		Nitrobenzene
19.262	VB	4.20591	2.16194	9.09290		2,4,6-Trinitrotoluene
19.853		-	-	-		Tetryl
22.018		-	-	-		2,6-Dinitrotoluene
23.351		-	-	-		2,4-Dinitrotoluene
24.855		-	-	-		2-Nitrotoluene
27.050		-	-	-		4-Nitrotoluene
28.953		-	-	-		3-Nitrotoluene
29.658		-	-	-		4-Amino-2,6-Dinitrotoluene
32.146		-	-	-		2-Amino-4,6-Dinitrotoluene

Totals : 281.70884

1 Warnings or Errors :

Warning : Calibrated compound(s) not found

==========

*** End of Report ***

Data File C:\CHEM32\1\DATA\040821\040821 2021-04-08 12-43-30\6L0008568.D
Sample Name: B1C1692-BLK4

==========

Acq. Operator : ECL
Seq. Line : 3
Acq. Instrument : HPLC6
Location : 3
Injection Date : 4/8/2021 2:55:16 PM
Inj : 1
Inj Volume : 100.000 µl
Acq. Method : C:\Chem32\1\Data\040821\040821 2021-04-08 12-43-30\8330.M
Last changed : 4/8/2021 12:43:30 PM by ECL
Analysis Method : C:\CHEM32\1\METHODS\8330DATA.M
Last changed : 4/9/2021 1:25:15 PM by JWR
Method Info : OVD-SOP#HPLC02 : 8330 Calibration 03/31/2021

Sample Info : 1

==========

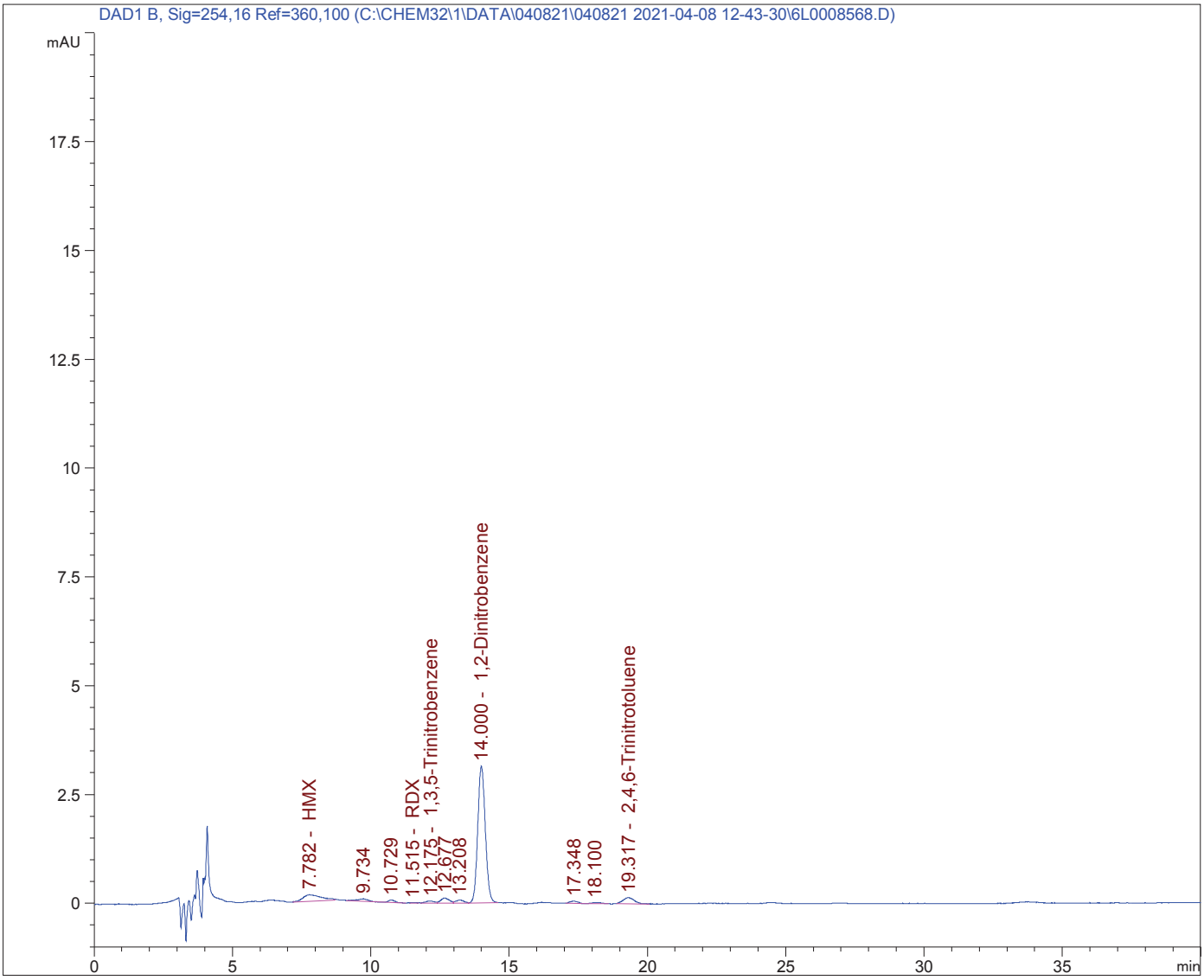

Data File C:\CHEM32\1\DATA\040821\040821 2021-04-08 12-43-30\6L0008568.D
Sample Name: B1C1692-BLK4

==========

Acq. Operator : ECL Seq. Line : 3
Acq. Instrument : HPLC6 Location : 3
Injection Date : 4/8/2021 2:55:16 PM Inj : 1
Inj Volume : 100.000 µl
Acq. Method : C:\Chem32\1\Data\040821\040821 2021-04-08 12-43-30\8330.M
Last changed : 4/8/2021 12:43:30 PM by ECL
Analysis Method : C:\CHEM32\1\METHODS\8330DATA.M
Last changed : 4/9/2021 1:25:15 PM by JWR
Method Info : OVD-SOP#HPLC02 : 8330 Calibration 03/31/2021

Sample Info : 1

==========

==========

External Standard Report

==========

Sorted By : Signal
Calib. Data Modified : 4/9/2021 1:23:32 PM
Multiplier : 1.0000
Dilution : 1.0000
Do not use Multiplier & Dilution Factor with ISTDs

Signal 1: DAD1 B, Sig=254,16 Ref=360,100

RetTime [min]	Type	Area [mAU*s]	Amt/Area	Amount [ug/L]	Grp	Name
7.782	BB	7.09309	5.02440	35.63857		HMX
11.515	VB	1.80776e-1	3.21588	5.81352e-1		RDX
12.175	BV	1.04383	2.67022	2.78726		1,3,5-Trinitrobenzene
14.000	VB	59.82864	3.78995	226.74767		1,2-Dinitrobenzene
14.949		-	-	-		1,3-Dinitrobenzene
15.879		-	-	-		Nitrobenzene
19.317	BB	4.12212	2.15499	8.88312		2,4,6-Trinitrotoluene
19.853		-	-	-		Tetryl
22.018		-	-	-		2,6-Dinitrotoluene
23.351		-	-	-		2,4-Dinitrotoluene
24.855		-	-	-		2-Nitrotoluene
27.050		-	-	-		4-Nitrotoluene
28.953		-	-	-		3-Nitrotoluene
29.658		-	-	-		4-Amino-2,6-Dinitrotoluene
32.146		-	-	-		2-Amino-4,6-Dinitrotoluene

Totals : 274.63797

1 Warnings or Errors :

Warning : Calibrated compound(s) not found

==========

*** End of Report ***

Data File C:\CHEM32\1\DATA\040621\040621 2021-04-06 10-46-28\5L028071.D
Sample Name: B1C1692-DUP1

==========

Acq. Operator : JWR
Seq. Line : 14
Acq. Instrument : HPLC5
Location : Vial 13
Injection Date : 4/6/2021 4:56:14 PM
Inj : 1
Inj Volume : 100 µl
Acq. Method : C:\Chem32\1\DATA\040621\040621 2021-04-06 10-46-28\8330PLUS-PETN.M
Last changed : 4/5/2021 11:57:50 PM by JWR
Analysis Method : C:\CHEM32\1\METHODS\8330PLUS-PETNDA.M
Last changed : 4/7/2021 11:02:27 AM by ECL
Method Info : OVD-SOP#HPLC02: 8330PLUS-PETN Calibration 03/31/2021

Sample Info : 1

==========

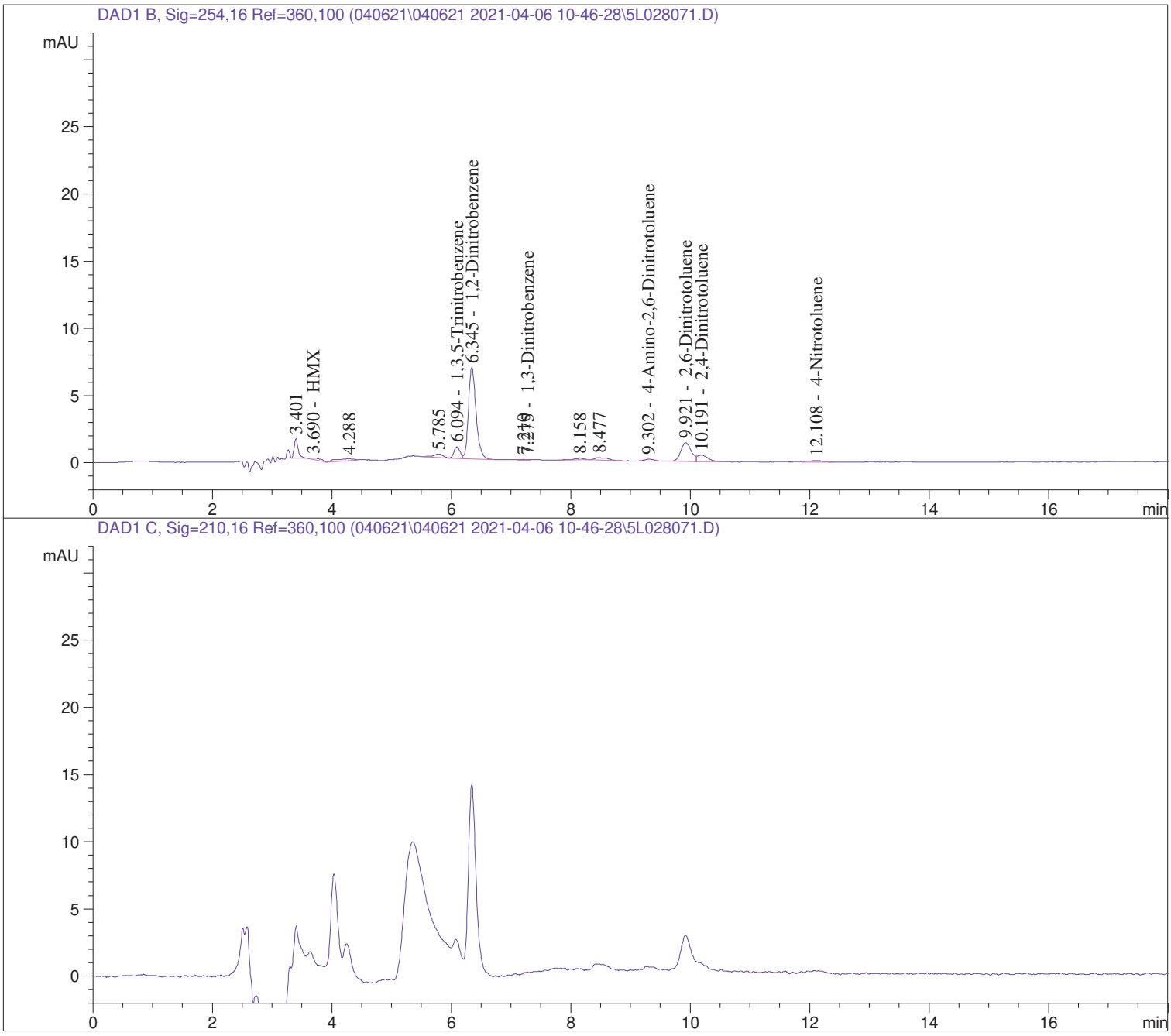

Data File C:\CHEM32\1\DATA\040621\040621 2021-04-06 10-46-28\5L028071.D
Sample Name: B1C1692-DUP1

==========

Acq. Operator : JWR
Seq. Line : 14
Acq. Instrument : HPLC5
Location : Vial 13
Injection Date : 4/6/2021 4:56:14 PM
Inj : 1
Inj Volume : 100 µl
Acq. Method : C:\Chem32\1\DATA\040621\040621 2021-04-06 10-46-28\8330PLUS-PETN.M
Last changed : 4/5/2021 11:57:50 PM by JWR
Analysis Method : C:\CHEM32\1\METHODS\8330PLUS-PETNDA.M
Last changed : 4/7/2021 11:02:27 AM by ECL
Method Info : OVD-SOP#HPLC02: 8330PLUS-PETN Calibration 03/31/2021

Sample Info : 1

==========

==========

External Standard Report

==========

Sorted By : Signal
Calib. Data Modified : 4/6/2021 11:29:02 AM
Multiplier : 1.0000
Dilution : 1.0000
Use Multiplier & Dilution Factor with ISTDs

Signal 1: DAD1 B, Sig=254,16 Ref=360,100

RetTime [min]	Type	Area [mAU*s]	Amt/Area	Amount [ug/L]	Grp	Name
3.690	BV	1.58428	4.56988	7.23997		HMX
4.994		-	-	-		RDX
6.094	VV	6.12189	2.63046	16.10339		1,3,5-Trinitrobenzene
6.345	VBA	60.21818	3.56287	214.54933		1,2-Dinitrobenzene
7.275	VV	2.65934e-1	1.13586	3.02064e-1		1,3-Dinitrobenzene
7.516		-	-	-		Tetryl
7.963		-	-	-		Nitrobenzene
8.608		-	-	-		2,4,6-Trinitrotoluene
9.302	VV	1.69284	4.96423	8.40368		4-Amino-2,6-Dinitrotoluene
9.633		-	-	-		2-Amino-4,6-Dinitrotoluene
9.921	VV	17.07737	3.81477	65.14627		2,6-Dinitrotoluene
10.191	VBA	5.66502	1.79362	10.16092		2,4-Dinitrotoluene
11.545		-	-	-		2-Nitrotoluene
12.108	VV	2.06026	5.53448	11.40250		4-Nitrotoluene
12.992		-	-	-		3-Nitrotoluene

Totals : 333.30812

Data File C:\CHEM32\1\DATA\040621\040621 2021-04-06 10-46-28\5L028071.D
Sample Name: B1C1692-DUP1

==========

Acq. Operator : JWR
Seq. Line : 14
Acq. Instrument : HPLC5
Location : Vial 13
Injection Date : 4/6/2021 4:56:14 PM
Inj : 1
Inj Volume : 100 µl
Acq. Method : C:\Chem32\1\DATA\040621\040621 2021-04-06 10-46-28\8330PLUS-PETN.M
Last changed : 4/5/2021 11:57:50 PM by JWR
Analysis Method : C:\CHEM32\1\METHODS\8330PLUS-PETNDA.M
Last changed : 4/7/2021 11:02:27 AM by ECL
Method Info : OVD-SOP#HPLC02: 8330PLUS-PETN Calibration 03/31/2021

Sample Info : 1

==========

Signal 2: DAD1 C, Sig=210,16 Ref=360,100

RetTime [min]	Type	Area [mAU*s]	Amt/Area	Amount [ug/L]	Grp	Name
13.744		-	-	-		PETN

Totals : 0.00000

1 Warnings or Errors :

Warning : Calibrated compound(s) not found

==========

*** End of Report ***

Data File C:\CHEM32\1\DATA\040621\040621 2021-04-06 10-46-28\5L028072.D
Sample Name: B1C1692-DUP2

==========

Acq. Operator : JWR
Seq. Line : 15
Acq. Instrument : HPLC5
Location : Vial 14
Injection Date : 4/6/2021 5:24:24 PM
Inj : 1
Inj Volume : 100 µl
Acq. Method : C:\Chem32\1\DATA\040621\040621 2021-04-06 10-46-28\8330PLUS-PETN.M
Last changed : 4/5/2021 11:57:50 PM by JWR
Analysis Method : C:\CHEM32\1\METHODS\8330PLUS-PETNDA.M
Last changed : 4/7/2021 11:02:27 AM by ECL
Method Info : OVD-SOP#HPLC02: 8330PLUS-PETN Calibration 03/31/2021

Sample Info : 1

==========

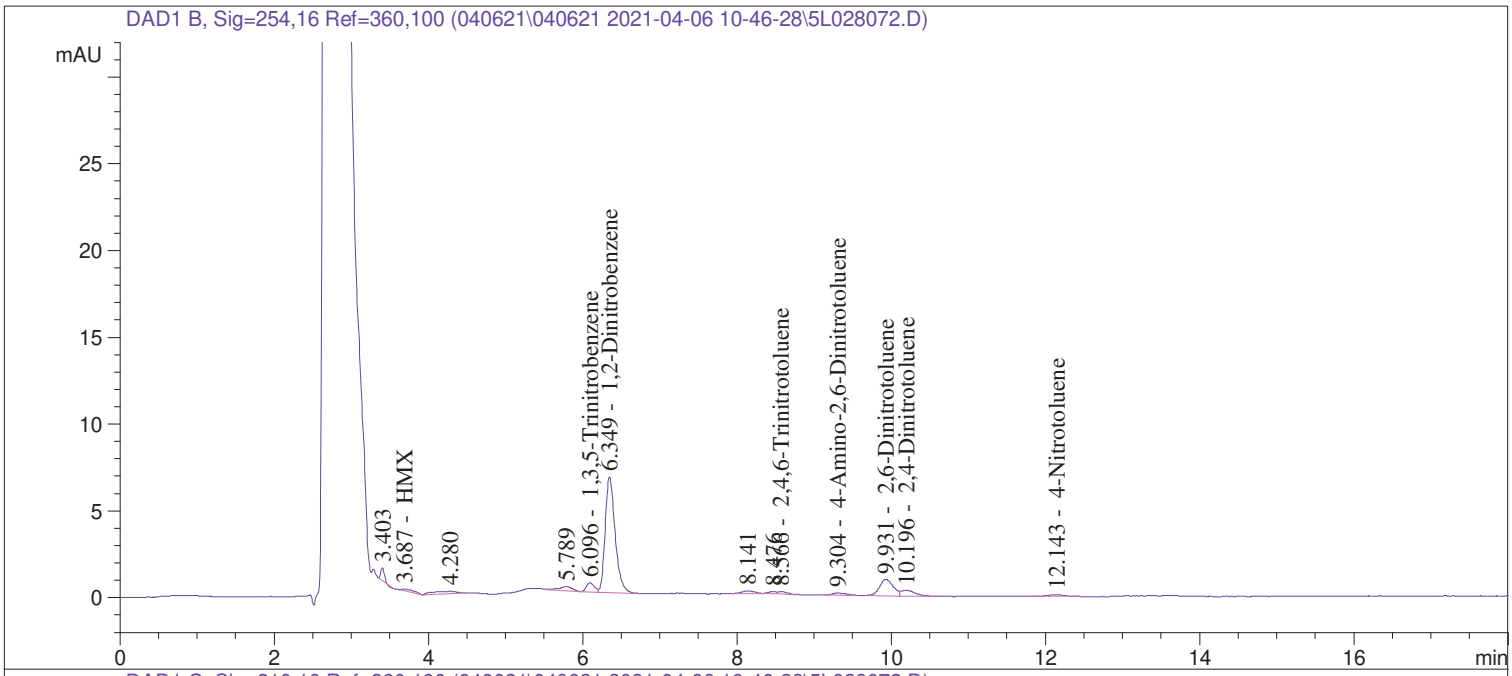

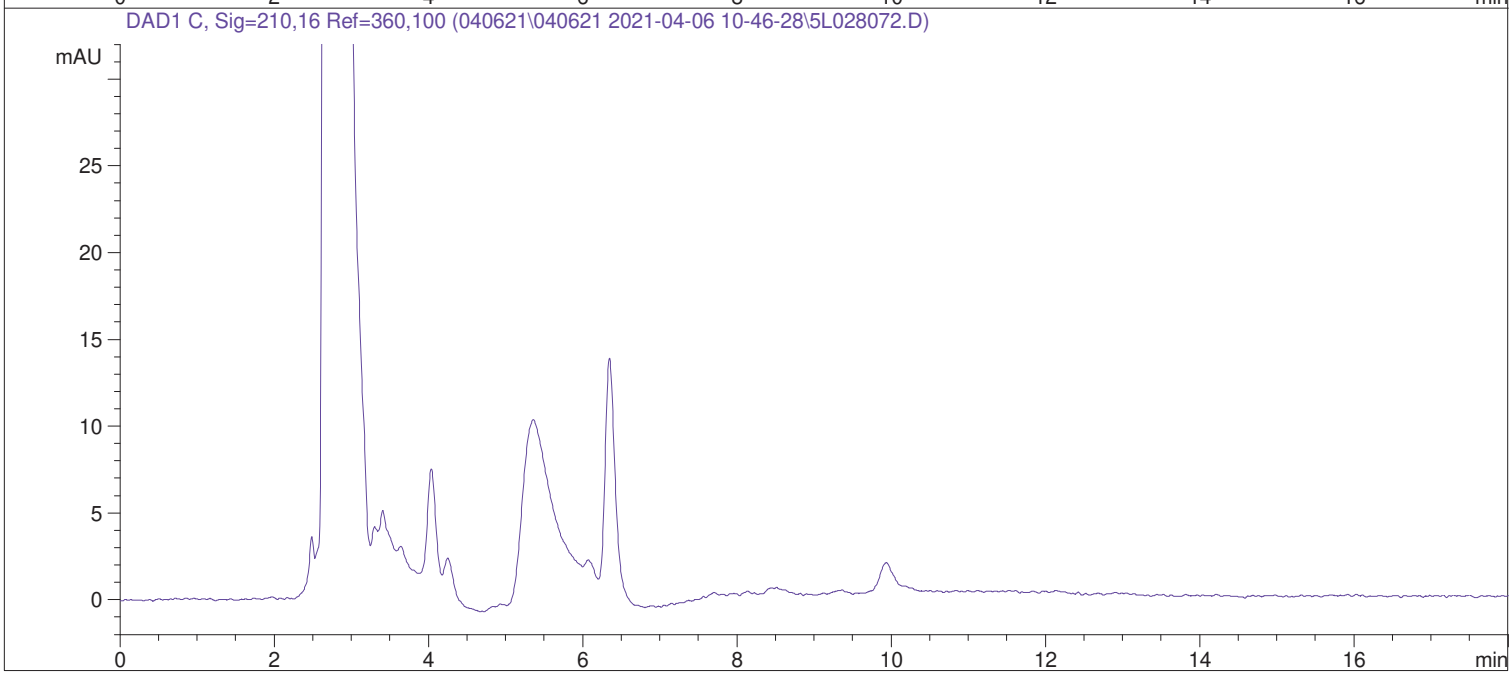

Data File C:\CHEM32\1\DATA\040621\040621 2021-04-06 10-46-28\5L028072.D
Sample Name: B1C1692-DUP2

==========

Acq. Operator : JWR
Seq. Line : 15
Acq. Instrument : HPLC5
Location : Vial 14
Injection Date : 4/6/2021 5:24:24 PM
Inj : 1
Inj Volume : 100 µl
Acq. Method : C:\Chem32\1\DATA\040621\040621 2021-04-06 10-46-28\8330PLUS-PETN.M
Last changed : 4/5/2021 11:57:50 PM by JWR
Analysis Method : C:\CHEM32\1\METHODS\8330PLUS-PETNDA.M
Last changed : 4/7/2021 11:02:27 AM by ECL
Method Info : OVD-SOP#HPLC02: 8330PLUS-PETN Calibration 03/31/2021

Sample Info : 1

==========

==========

External Standard Report

==========

Sorted By : Signal
Calib. Data Modified : 4/6/2021 11:29:02 AM
Multiplier : 1.0000
Dilution : 1.0000
Use Multiplier & Dilution Factor with ISTDs

Signal 1: DAD1 B, Sig=254,16 Ref=360,100

RetTime [min]	Type	Area [mAU*s]	Amt/Area	Amount [ug/L]	Grp	Name
3.687	BV	1.10868	3.85389	4.27272		HMX
4.994		-	-	-		RDX
6.096	VV	3.79970	2.63614	10.01654		1,3,5-Trinitrobenzene
6.349	VBA	60.02789	3.56289	213.87302		1,2-Dinitrobenzene
7.259		-	-	-		1,3-Dinitrobenzene
7.516		-	-	-		Tetryl
7.963		-	-	-		Nitrobenzene
8.566	VV	1.15464	1.02367	1.18197		2,4,6-Trinitrotoluene
9.304	VV	1.66896	4.97234	8.29865		4-Amino-2,6-Dinitrotoluene
9.633		-	-	-		2-Amino-4,6-Dinitrotoluene
9.931	VV	11.76154	3.79618	44.64897		2,6-Dinitrotoluene
10.196	VV	4.24130	1.78286	7.56163		2,4-Dinitrotoluene
11.545		-	-	-		2-Nitrotoluene
12.143	VV	1.65494	5.57732	9.23012		4-Nitrotoluene
12.992		-	-	-		3-Nitrotoluene

Totals : 299.08362

Data File C:\CHEM32\1\DATA\040621\040621 2021-04-06 10-46-28\5L028072.D
Sample Name: B1C1692-DUP2

==========

Acq. Operator : JWR
Seq. Line : 15
Acq. Instrument : HPLC5
Location : Vial 14
Injection Date : 4/6/2021 5:24:24 PM
Inj : 1
Inj Volume : 100 µl
Acq. Method : C:\Chem32\1\DATA\040621\040621 2021-04-06 10-46-28\8330PLUS-PETN.M
Last changed : 4/5/2021 11:57:50 PM by JWR
Analysis Method : C:\CHEM32\1\METHODS\8330PLUS-PETNDA.M
Last changed : 4/7/2021 11:02:27 AM by ECL
Method Info : OVD-SOP#HPLC02: 8330PLUS-PETN Calibration 03/31/2021

Sample Info : 1

==========

Signal 2: DAD1 C, Sig=210,16 Ref=360,100

RetTime [min]	Type	Area [mAU*s]	Amt/Area	Amount [ug/L]	Grp	Name
13.744		-	-	-		PETN

Totals : 0.00000

1 Warnings or Errors :

Warning : Calibrated compound(s) not found

==========

*** End of Report ***

Data File C:\CHEM32\1\DATA\040621\040621 2021-04-06 10-46-28\5L028066.D
Sample Name: B1C1692-BS1

==========

Acq. Operator : JWR
Seq. Line : 9
Acq. Instrument : HPLC5
Location : Vial 9
Injection Date : 4/6/2021 2:35:08 PM
Inj : 1
Inj Volume : 100 µl
Acq. Method : C:\Chem32\1\DATA\040621\040621 2021-04-06 10-46-28\8330PLUS-PETN.M
Last changed : 4/5/2021 11:57:50 PM by JWR
Analysis Method : C:\CHEM32\1\METHODS\8330PLUS-PETNDA.M
Last changed : 4/7/2021 11:02:27 AM by ECL
Method Info : OVD-SOP#HPLC02: 8330PLUS-PETN Calibration 03/31/2021

Sample Info : 1 (250ppb "OC")

==========

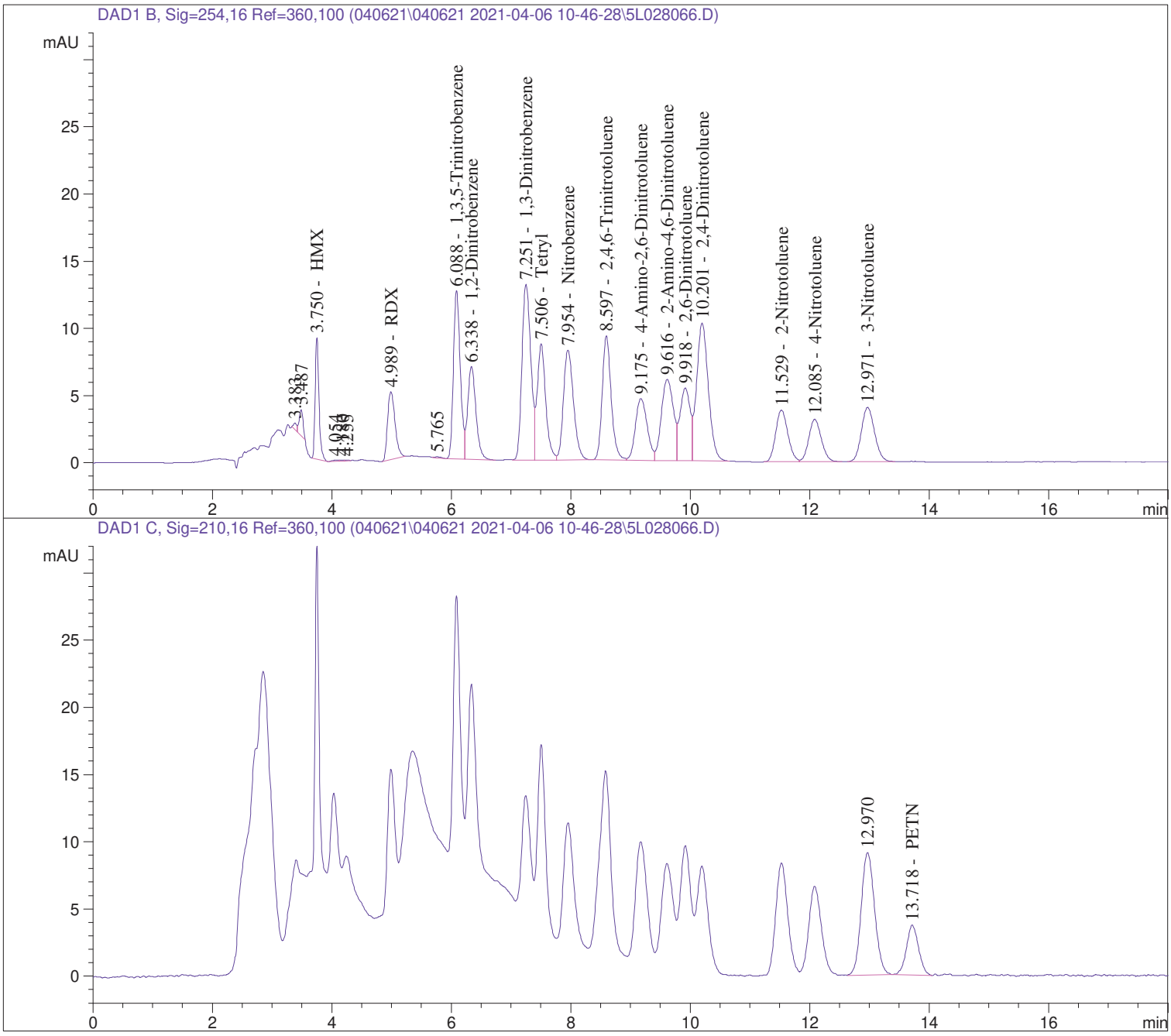

Data File C:\CHEM32\1\DATA\040621\040621 2021-04-06 10-46-28\5L028066.D
Sample Name: B1C1692-BS1

==========

Acq. Operator : JWR
Seq. Line : 9
Acq. Instrument : HPLC5
Location : Vial 9
Injection Date : 4/6/2021 2:35:08 PM
Inj : 1
Inj Volume : 100 µl
Acq. Method : C:\Chem32\1\DATA\040621\040621 2021-04-06 10-46-28\8330PLUS-PETN.M
Last changed : 4/5/2021 11:57:50 PM by JWR
Analysis Method : C:\CHEM32\1\METHODS\8330PLUS-PETNDA.M
Last changed : 4/7/2021 11:02:27 AM by ECL
Method Info : OVD-SOP#HPLC02: 8330PLUS-PETN Calibration 03/31/2021

Sample Info : 1 (250ppb "OC")

==========

==========

External Standard Report

==========

Sorted By : Signal
Calib. Data Modified : 4/6/2021 11:29:02 AM
Multiplier : 1.0000
Dilution : 1.0000
Use Multiplier & Dilution Factor with ISTDs

Signal 1: DAD1 B, Sig=254,16 Ref=360,100

RetTime [min]	Type	Area [mAU*s]	Amt/Area	Amount [ug/L]	Grp	Name
3.750	BV	40.42043	6.17350	249.53554		HMX
4.989	BV	44.09333	5.27612	232.64179		RDX
6.088	VV	100.78500	2.62174	264.23211		1,3,5-Trinitrobenzene
6.338	VBA	66.44501	3.56205	236.68044		1,2-Dinitrobenzene
7.251	VV	136.41837	1.81336	247.37536		1,3-Dinitrobenzene
7.506	VV	85.38377	2.98302	254.70149		Tetryl
7.954	VV	95.74304	2.64317	253.06513		Nitrobenzene
8.597	VV	96.80495	2.52840	244.76141		2,4,6-Trinitrotoluene
9.175	VV	62.72921	4.41304	276.82676		4-Amino-2,6-Dinitrotoluene
9.616	VV	85.34230	3.00333	256.31073		2-Amino-4,6-Dinitrotoluene
9.918	VV	64.29266	3.84498	247.20366		2,6-Dinitrotoluene
10.201	VBA	141.04030	1.82441	257.31593		2,4-Dinitrotoluene
11.529	BV	54.64763	4.51899	246.95215		2-Nitrotoluene
12.085	VBA	46.66026	5.36729	250.43903		4-Nitrotoluene
12.971	BBA	62.56602	4.00512	250.58458		3-Nitrotoluene

Totals : 3768.62612

Data File C:\CHEM32\1\DATA\040621\040621 2021-04-06 10-46-28\5L028066.D
Sample Name: B1C1692-BS1

==========

Acq. Operator : JWR Seq. Line : 9
Acq. Instrument : HPLC5 Location : Vial 9
Injection Date : 4/6/2021 2:35:08 PM Inj : 1
Inj Volume : 100 µl
Acq. Method : C:\Chem32\1\DATA\040621\040621 2021-04-06 10-46-28\8330PLUS-PETN.M
Last changed : 4/5/2021 11:57:50 PM by JWR
Analysis Method : C:\CHEM32\1\METHODS\8330PLUS-PETNDA.M
Last changed : 4/7/2021 11:02:27 AM by ECL
Method Info : OVD-SOP#HPLC02: 8330PLUS-PETN Calibration 03/31/2021

Sample Info : 1 (250ppb "OC")

==========

Signal 2: DAD1 C, Sig=210,16 Ref=360,100

RetTime [min]	Type	Area [mAU*s]	Amt/Area	Amount [ug/L]	Grp	Name
13.718	VV	52.92878	3.82880	202.65376		PETN

Totals : 202.65376

==========

*** End of Report ***

Data File C:\CHEM32\1\DATA\040821\040821 2021-04-08 12-43-30\6L0008569.D
Sample Name: B1C1692-BS2

==========

Acq. Operator : ECL
Seq. Line : 4
Acq. Instrument : HPLC6
Location : 4
Injection Date : 4/8/2021 3:58:06 PM
Inj : 1
Inj Volume : 100.000 µl
Acq. Method : C:\Chem32\1\Data\040821\040821 2021-04-08 12-43-30\8330.M
Last changed : 4/8/2021 12:43:30 PM by ECL
Analysis Method : C:\CHEM32\1\METHODS\8330DATA.M
Last changed : 4/9/2021 1:25:15 PM by JWR
Method Info : OVD-SOP#HPLC02 : 8330 Calibration 03/31/2021

Sample Info : 1

==========

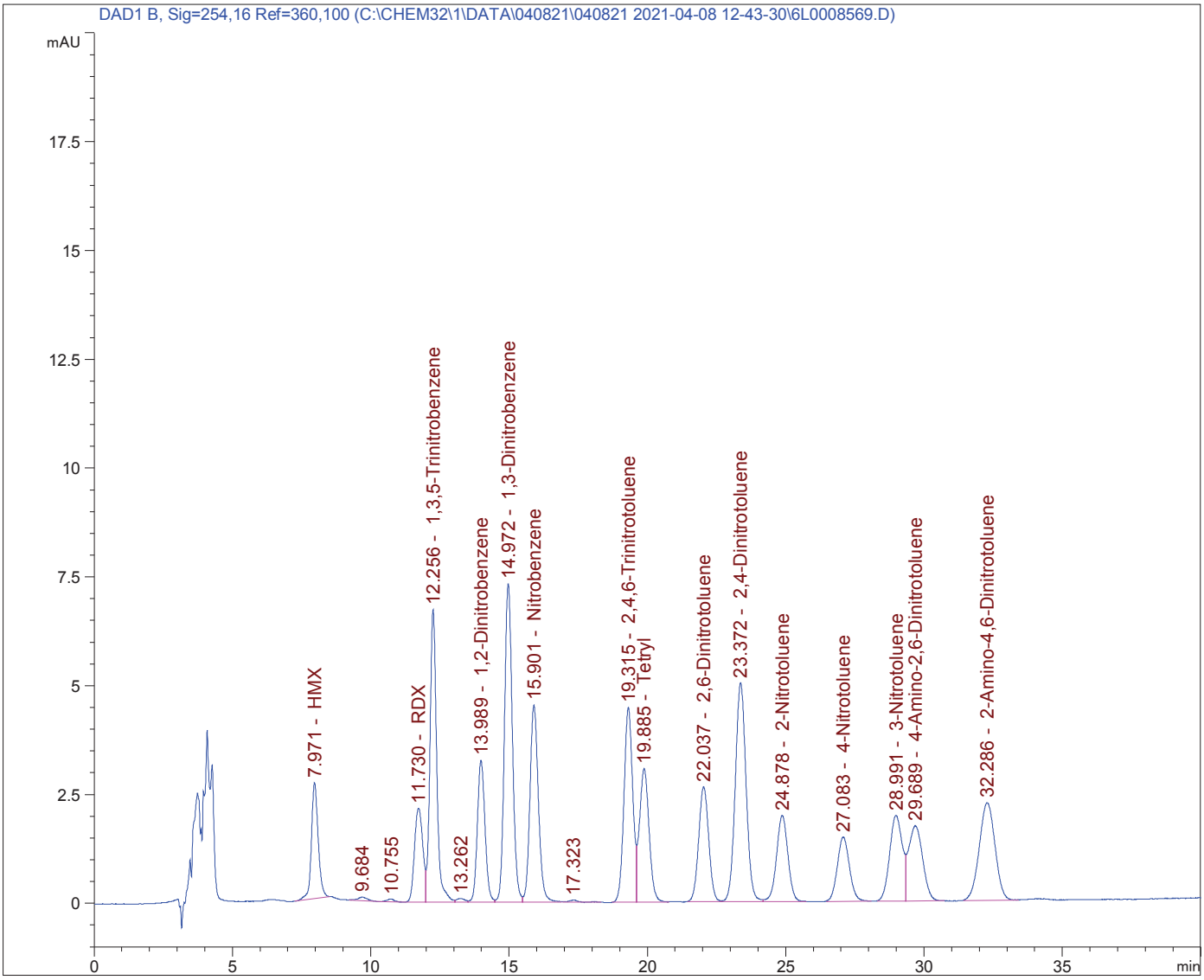

Data File C:\CHEM32\1\DATA\040821\040821 2021-04-08 12-43-30\6L0008569.D
Sample Name: B1C1692-BS2

==========

Acq. Operator : ECL Seq. Line : 4
Acq. Instrument : HPLC6 Location : 4
Injection Date : 4/8/2021 3:58:06 PM Inj : 1
Inj Volume : 100.000 µl
Acq. Method : C:\Chem32\1\Data\040821\040821 2021-04-08 12-43-30\8330.M
Last changed : 4/8/2021 12:43:30 PM by ECL
Analysis Method : C:\CHEM32\1\METHODS\8330DATA.M
Last changed : 4/9/2021 1:25:15 PM by JWR
Method Info : OVD-SOP#HPLC02 : 8330 Calibration 03/31/2021

Sample Info : 1

==========

==========

External Standard Report

==========

Sorted By : Signal
Calib. Data Modified : 4/9/2021 1:23:32 PM
Multiplier : 1.0000
Dilution : 1.0000
Do not use Multiplier & Dilution Factor with ISTDs

Signal 1: DAD1 B, Sig=254,16 Ref=360,100

RetTime [min]	Type	Area [mAU*s]	Amt/Area	Amount [ug/L]	Grp	Name
7.971	BB	45.60991	5.84880	266.76334		HMX
11.730	VV	45.18719	5.51732	249.31227		RDX
12.256	VV	113.48109	2.39951	272.29914		1,3,5-Trinitrobenzene
13.989	VV	62.78233	3.78946	237.91141		1,2-Dinitrobenzene
14.972	VV	145.54912	1.71095	249.02743		1,3-Dinitrobenzene
15.901	VB	96.60120	2.61864	252.96328		Nitrobenzene
19.315	BV	98.99368	2.48935	246.43036		2,4,6-Trinitrotoluene
19.885	VB	74.07105	3.30967	245.15090		Tetryl
22.037	BV	66.84714	3.77218	252.15976		2,6-Dinitrotoluene
23.372	VV	136.53438	1.89742	259.06283		2,4-Dinitrotoluene
24.878	VB	56.57987	4.46968	252.89407		2-Nitrotoluene
27.083	BB	45.24304	5.45109	246.62400		4-Nitrotoluene
28.991	BV	63.35112	4.00586	253.77554		3-Nitrotoluene
29.689	VB	61.31885	4.27337	262.03793		4-Amino-2,6-Dinitrotoluene
32.286	BB	88.54308	2.79775	247.72136		2-Amino-4,6-Dinitrotoluene

Totals : 3794.13363

==========

*** End of Report ***

Data File C:\CHEM32\1\DATA\040621\040621 2021-04-06 10-46-28\5L028067.D
Sample Name: B1C1692-BSD1

==========

Acq. Operator : JWR
Seq. Line : 10
Acq. Instrument : HPLC5
Location : Vial 10
Injection Date : 4/6/2021 3:03:20 PM
Inj : 1
Inj Volume : 100 µl
Acq. Method : C:\Chem32\1\DATA\040621\040621 2021-04-06 10-46-28\8330PLUS-PETN.M
Last changed : 4/5/2021 11:57:50 PM by JWR
Analysis Method : C:\CHEM32\1\METHODS\8330PLUS-PETNDA.M
Last changed : 4/7/2021 11:02:27 AM by ECL
Method Info : OVD-SOP#HPLC02: 8330PLUS-PETN Calibration 03/31/2021

Sample Info : 1 (250ppb "OC")

==========

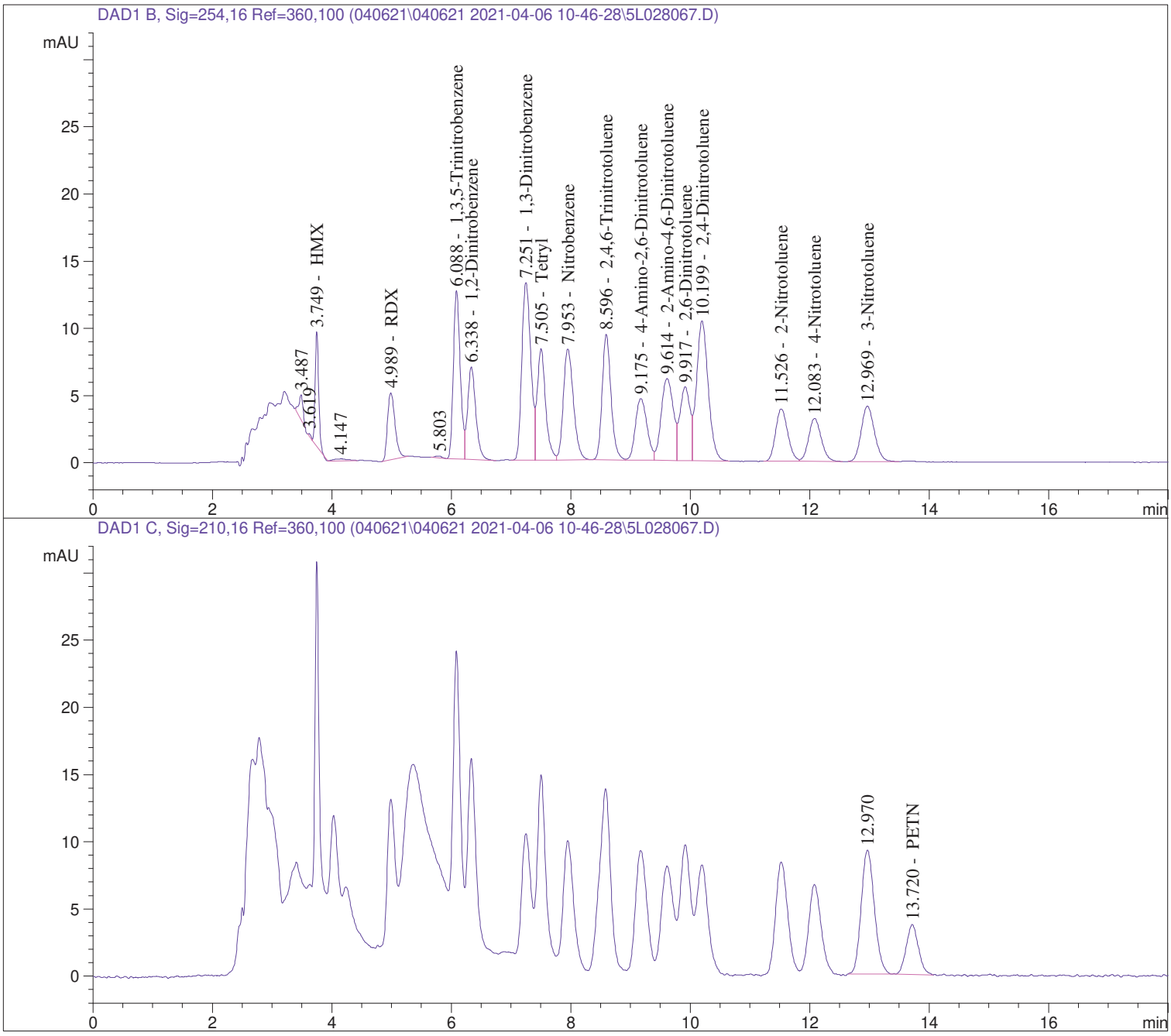

Data File C:\CHEM32\1\DATA\040621\040621 2021-04-06 10-46-28\5L028067.D
Sample Name: B1C1692-BSD1

==========

Acq. Operator : JWR Seq. Line : 10
Acq. Instrument : HPLC5 Location : Vial 10
Injection Date : 4/6/2021 3:03:20 PM Inj : 1
Inj Volume : 100 µl
Acq. Method : C:\Chem32\1\DATA\040621\040621 2021-04-06 10-46-28\8330PLUS-PETN.M
Last changed : 4/5/2021 11:57:50 PM by JWR
Analysis Method : C:\CHEM32\1\METHODS\8330PLUS-PETNDA.M
Last changed : 4/7/2021 11:02:27 AM by ECL
Method Info : OVD-SOP#HPLC02: 8330PLUS-PETN Calibration 03/31/2021

Sample Info : 1 (250ppb "OC")

==========

==========

External Standard Report

==========

Sorted By : Signal
Calib. Data Modified : 4/6/2021 11:29:02 AM
Multiplier : 1.0000
Dilution : 1.0000
Use Multiplier & Dilution Factor with ISTDs

Signal 1: DAD1 B, Sig=254,16 Ref=360,100

RetTime [min]	Type	Area [mAU*s]	Amt/Area	Amount [ug/L]	Grp	Name
3.749	VV	34.46055	6.16219	212.35236		HMX
4.989	BBA	43.61755	5.27784	230.20635		RDX
6.088	VV	100.51976	2.62174	263.53686		1,3,5-Trinitrobenzene
6.338	VBA	65.95929	3.56211	234.95412		1,2-Dinitrobenzene
7.251	VV	137.88596	1.81337	250.03857		1,3-Dinitrobenzene
7.505	VV	82.28143	2.98293	245.43991		Tetryl
7.953	VV	96.89803	2.64326	256.12655		Nitrobenzene
8.596	VV	96.84967	2.52841	244.87529		2,4,6-Trinitrotoluene
9.175	VV	61.87576	4.41325	273.07346		4-Amino-2,6-Dinitrotoluene
9.614	VV	85.87053	3.00329	257.89432		2-Amino-4,6-Dinitrotoluene
9.917	VV	65.00983	3.84510	249.96903		2,6-Dinitrotoluene
10.199	VBA	143.10841	1.82443	261.09169		2,4-Dinitrotoluene
11.526	BV	55.28016	4.51911	249.81693		2-Nitrotoluene
12.083	VBA	47.06697	5.36722	252.61883		4-Nitrotoluene
12.969	BBA	63.72583	4.00509	255.22749		3-Nitrotoluene

Totals : 3737.22174

Data File C:\CHEM32\1\DATA\040621\040621 2021-04-06 10-46-28\5L028067.D
Sample Name: B1C1692-BSD1

==========

Acq. Operator : JWR
Seq. Line : 10
Acq. Instrument : HPLC5
Location : Vial 10
Injection Date : 4/6/2021 3:03:20 PM
Inj : 1
Inj Volume : 100 µl
Acq. Method : C:\Chem32\1\DATA\040621\040621 2021-04-06 10-46-28\8330PLUS-PETN.M
Last changed : 4/5/2021 11:57:50 PM by JWR
Analysis Method : C:\CHEM32\1\METHODS\8330PLUS-PETNDA.M
Last changed : 4/7/2021 11:02:27 AM by ECL
Method Info : OVD-SOP#HPLC02: 8330PLUS-PETN Calibration 03/31/2021

Sample Info : 1 (250ppb "OC")

==========

Signal 2: DAD1 C, Sig=210,16 Ref=360,100

RetTime [min]	Type	Area [mAU*s]	Amt/Area	Amount [ug/L]	Grp	Name
13.720	VBA	53.20205	3.82913	203.71769		PETN

Totals : 203.71769

==========

*** End of Report ***

Data File C:\CHEM32\1\DATA\040821\040821 2021-04-08 12-43-30\6L0008570.D
Sample Name: B1C1692-BSD2

==========

Acq. Operator : ECL
Seq. Line : 5
Acq. Instrument : HPLC6
Location : 5
Injection Date : 4/8/2021 5:00:57 PM
Inj : 1
Inj Volume : 100.000 µl
Acq. Method : C:\Chem32\1\Data\040821\040821 2021-04-08 12-43-30\8330.M
Last changed : 4/8/2021 12:43:30 PM by ECL
Analysis Method : C:\CHEM32\1\METHODS\8330DATA.M
Last changed : 4/9/2021 1:25:15 PM by JWR
Method Info : OVD-SOP#HPLC02 : 8330 Calibration 03/31/2021

Sample Info : 1

==========

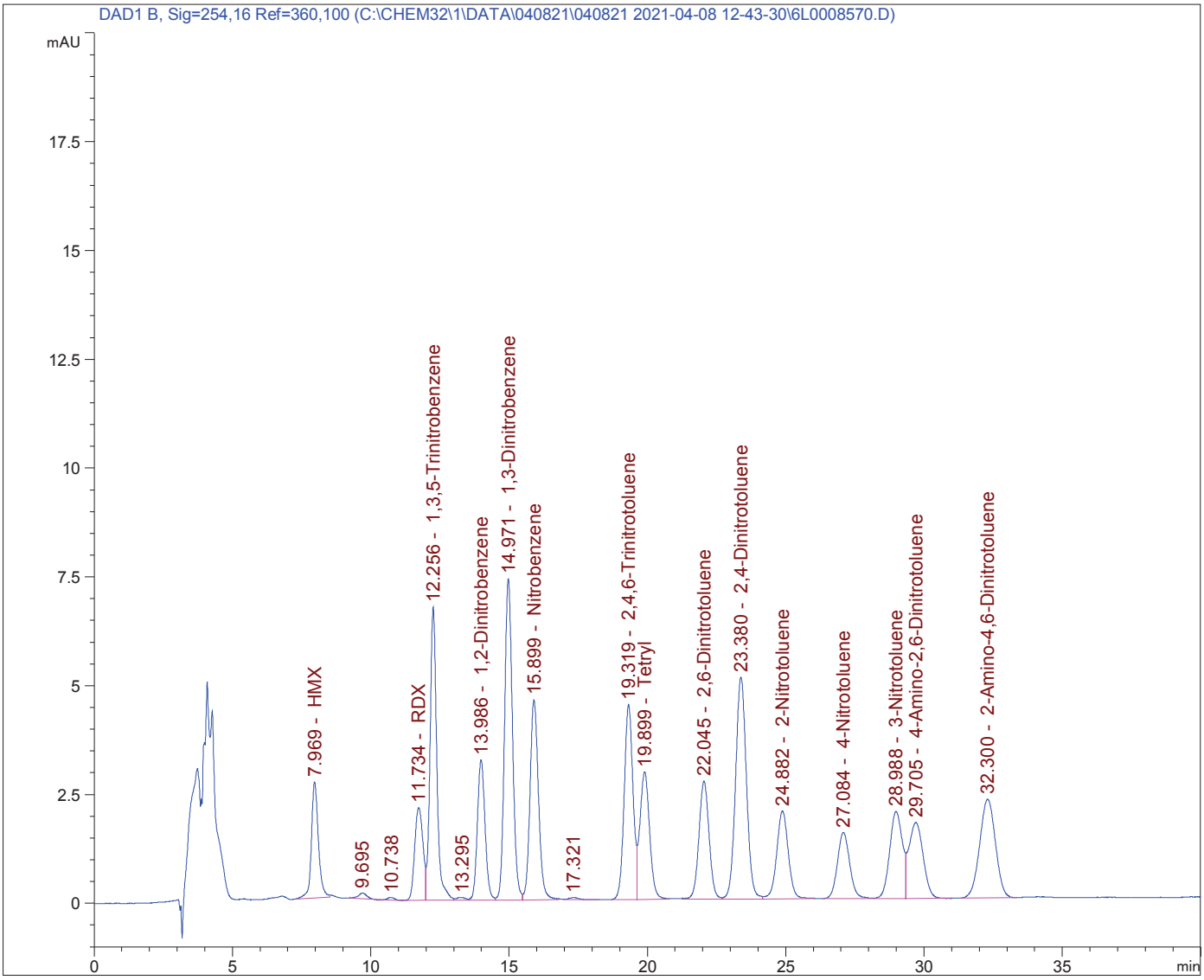

Data File C:\CHEM32\1\DATA\040821\040821 2021-04-08 12-43-30\6L0008570.D
Sample Name: B1C1692-BSD2

==========

Acq. Operator : ECL Seq. Line : 5
Acq. Instrument : HPLC6 Location : 5
Injection Date : 4/8/2021 5:00:57 PM Inj : 1
Inj Volume : 100.000 µl
Acq. Method : C:\Chem32\1\Data\040821\040821 2021-04-08 12-43-30\8330.M
Last changed : 4/8/2021 12:43:30 PM by ECL
Analysis Method : C:\CHEM32\1\METHODS\8330DATA.M
Last changed : 4/9/2021 1:25:15 PM by JWR
Method Info : OVD-SOP#HPLC02 : 8330 Calibration 03/31/2021

Sample Info : 1

==========

==========

External Standard Report

==========

Sorted By : Signal
Calib. Data Modified : 4/9/2021 1:23:32 PM
Multiplier : 1.0000
Dilution : 1.0000
Do not use Multiplier & Dilution Factor with ISTDs

Signal 1: DAD1 B, Sig=254,16 Ref=360,100

RetTime [min]	Type	Area [mAU*s]	Amt/Area	Amount [ug/L]	Grp	Name
7.969	BB	46.89698	5.85297	274.48652		HMX
11.734	VV	44.46006	5.51717	245.29374		RDX
12.256	VV	114.10257	2.39950	273.78881		1,3,5-Trinitrobenzene
13.986	VV	62.20396	3.78956	235.72539		1,2-Dinitrobenzene
14.971	VV	146.86620	1.71092	251.27672		1,3-Dinitrobenzene
15.899	VB	97.91806	2.61842	256.39095		Nitrobenzene
19.319	BV	99.26746	2.48939	247.11588		2,4,6-Trinitrotoluene
19.899	VB	71.86656	3.31071	237.92935		Tetryl
22.045	BV	69.35491	3.77195	261.60351		2,6-Dinitrotoluene
23.380	VV	139.24416	1.89738	264.19901		2,4-Dinitrotoluene
24.882	VB	59.07494	4.46861	263.98276		2-Nitrotoluene
27.084	BV	47.18613	5.45120	257.22113		4-Nitrotoluene
28.988	VV	64.73076	4.00580	259.29826		3-Nitrotoluene
29.705	VB	61.94553	4.27334	264.71406		4-Amino-2,6-Dinitrotoluene
32.300	BBA	90.09135	2.79762	252.04125		2-Amino-4,6-Dinitrotoluene

Totals : 3845.06732

==========

*** End of Report ***

Data File C:\CHEM32\1\DATA\040621\040621 2021-04-06 10-46-28\5L028077.D
Sample Name: B1C1692-MS1

==========

Acq. Operator : JWR
Seq. Line : 20
Acq. Instrument : HPLC5
Location : Vial 19
Injection Date : 4/6/2021 7:45:16 PM
Inj : 1
Inj Volume : 100 µl
Acq. Method : C:\Chem32\1\DATA\040621\040621 2021-04-06 10-46-28\8330PLUS-PETN.M
Last changed : 4/5/2021 11:57:50 PM by JWR
Analysis Method : C:\CHEM32\1\METHODS\8330PLUS-PETNDA.M
Last changed : 4/7/2021 11:02:27 AM by ECL
Method Info : OVD-SOP#HPLC02: 8330PLUS-PETN Calibration 03/31/2021

Sample Info : 1

==========

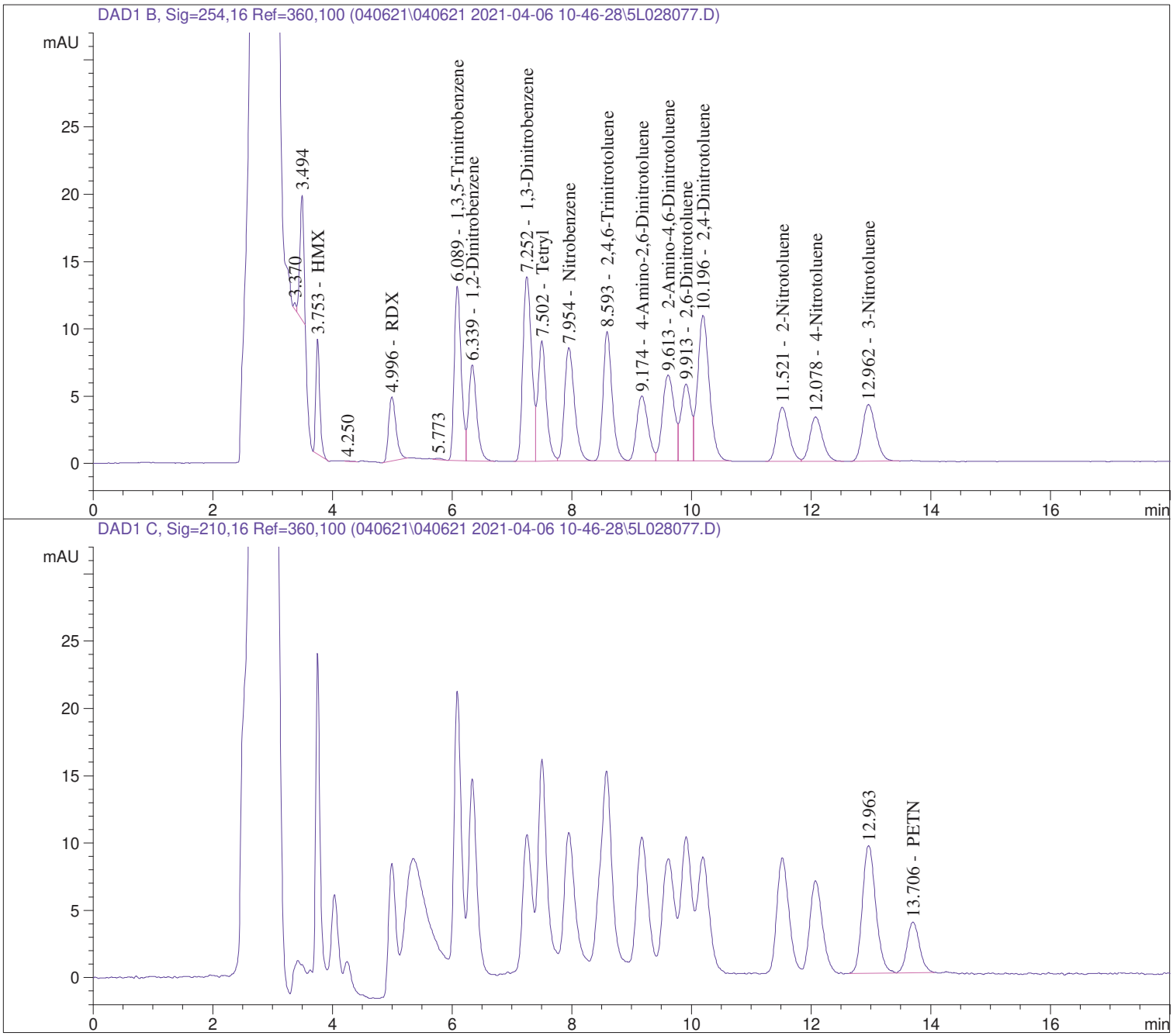

Data File C:\CHEM32\1\DATA\040621\040621 2021-04-06 10-46-28\5L028077.D
Sample Name: B1C1692-MS1

==========

Acq. Operator : JWR
Seq. Line : 20
Acq. Instrument : HPLC5
Location : Vial 19
Injection Date : 4/6/2021 7:45:16 PM
Inj : 1
Inj Volume : 100 µl
Acq. Method : C:\Chem32\1\DATA\040621\040621 2021-04-06 10-46-28\8330PLUS-PETN.M
Last changed : 4/5/2021 11:57:50 PM by JWR
Analysis Method : C:\CHEM32\1\METHODS\8330PLUS-PETNDA.M
Last changed : 4/7/2021 11:02:27 AM by ECL
Method Info : OVD-SOP#HPLC02: 8330PLUS-PETN Calibration 03/31/2021

Sample Info : 1

==========

==========

External Standard Report

==========

Sorted By : Signal
Calib. Data Modified : 4/6/2021 11:29:02 AM
Multiplier : 1.0000
Dilution : 1.0000
Use Multiplier & Dilution Factor with ISTDs

Signal 1: DAD1 B, Sig=254,16 Ref=360,100

RetTime [min]	Type	Area [mAU*s]	Amt/Area	Amount [ug/L]	Grp	Name
3.753	BV	38.95176	6.17103	240.37263		HMX
4.996	BV	40.93800	5.28824	216.49006		RDX
6.089	VV	104.78123	2.62172	274.70694		1,3,5-Trinitrobenzene
6.339	VV	67.86926	3.56188	241.74246		1,2-Dinitrobenzene
7.252	VV	140.09859	1.81339	254.05379		1,3-Dinitrobenzene
7.502	VV	86.85091	2.98306	259.08143		Tetryl
7.954	VV	97.69506	2.64332	258.23914		Nitrobenzene
8.593	VV	100.22731	2.52902	253.47665		2,4,6-Trinitrotoluene
9.174	VV	63.22903	4.41292	279.02483		4-Amino-2,6-Dinitrotoluene
9.613	VV	86.83316	3.00323	260.78022		2-Amino-4,6-Dinitrotoluene
9.913	VV	67.12079	3.84544	258.10865		2,6-Dinitrotoluene
10.196	VBA	148.55472	1.82448	271.03502		2,4-Dinitrotoluene
11.521	BV	56.88113	4.51939	257.06795		2-Nitrotoluene
12.078	VBA	48.83799	5.36694	262.11071		4-Nitrotoluene
12.962	BBA	64.98077	4.00505	260.25122		3-Nitrotoluene

Totals : 3846.54173

Data File C:\CHEM32\1\DATA\040621\040621 2021-04-06 10-46-28\5L028077.D
Sample Name: B1C1692-MS1

==========

Acq. Operator : JWR
Seq. Line : 20
Acq. Instrument : HPLC5
Location : Vial 19
Injection Date : 4/6/2021 7:45:16 PM
Inj : 1
Inj Volume : 100 µl
Acq. Method : C:\Chem32\1\DATA\040621\040621 2021-04-06 10-46-28\8330PLUS-PETN.M
Last changed : 4/5/2021 11:57:50 PM by JWR
Analysis Method : C:\CHEM32\1\METHODS\8330PLUS-PETNDA.M
Last changed : 4/7/2021 11:02:27 AM by ECL
Method Info : OVD-SOP#HPLC02: 8330PLUS-PETN Calibration 03/31/2021

Sample Info : 1

==========

Signal 2: DAD1 C, Sig=210,16 Ref=360,100

RetTime [min]	Type	Area [mAU*s]	Amt/Area	Amount [ug/L]	Grp	Name
13.706	VBA	54.32548	3.83046	208.09143		PETN

Totals : 208.09143

==========

*** End of Report ***

Data File C:\CHEM32\1\DATA\040621\040621 2021-04-06 10-46-28\5L028078.D
Sample Name: B1C1692-MSD1

==========

Acq. Operator : JWR
Seq. Line : 21
Acq. Instrument : HPLC5
Location : Vial 20
Injection Date : 4/6/2021 8:13:30 PM
Inj : 1
Inj Volume : 100 µl
Acq. Method : C:\Chem32\1\DATA\040621\040621 2021-04-06 10-46-28\8330PLUS-PETN.M
Last changed : 4/5/2021 11:57:50 PM by JWR
Analysis Method : C:\CHEM32\1\METHODS\8330PLUS-PETNDA.M
Last changed : 4/7/2021 11:02:27 AM by ECL
Method Info : OVD-SOP#HPLC02: 8330PLUS-PETN Calibration 03/31/2021

Sample Info : 1

==========

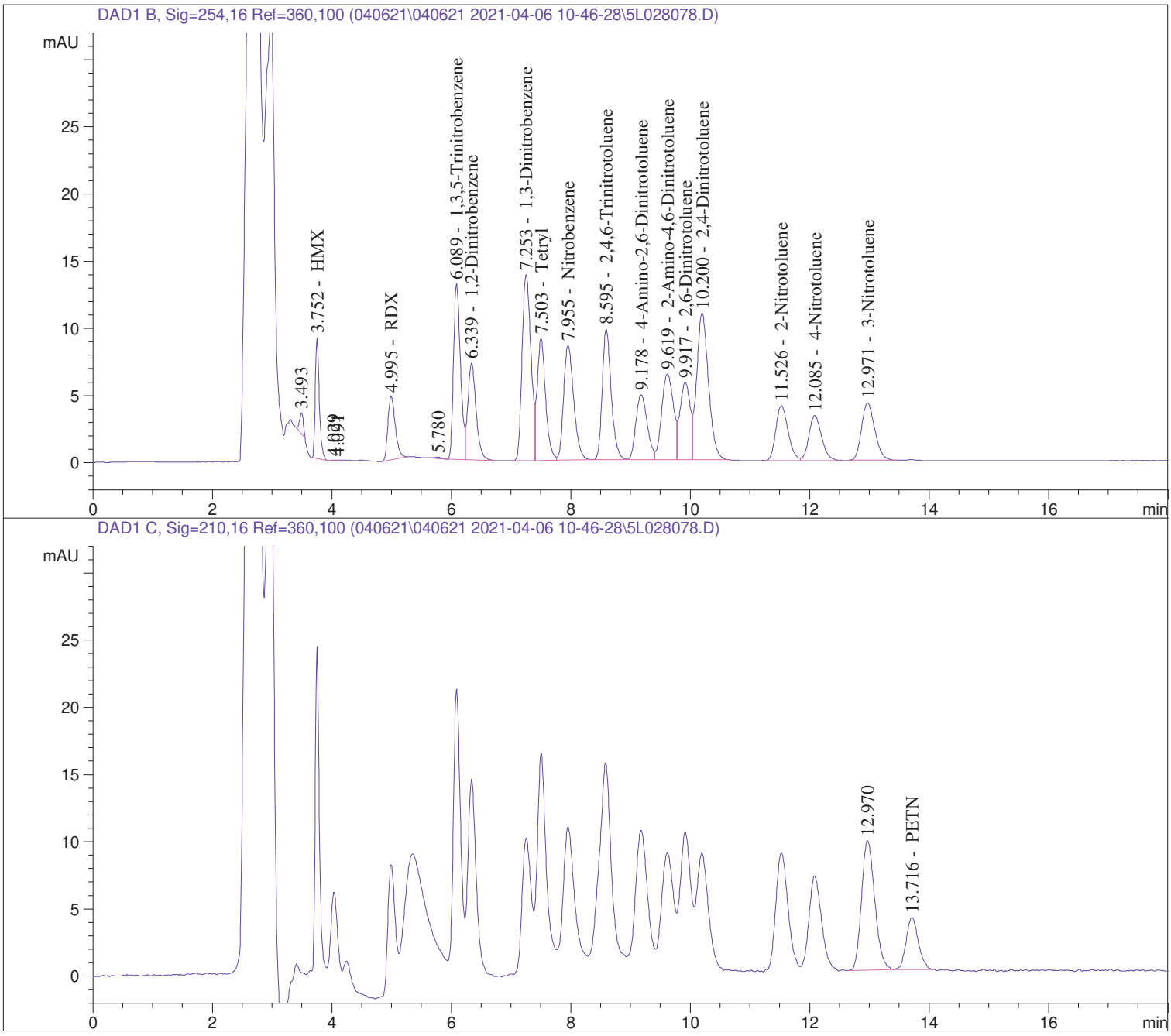

Data File C:\CHEM32\1\DATA\040621\040621 2021-04-06 10-46-28\5L028078.D
Sample Name: B1C1692-MSD1

==========

Acq. Operator : JWR
Seq. Line : 21
Acq. Instrument : HPLC5
Location : Vial 20
Injection Date : 4/6/2021 8:13:30 PM
Inj : 1
Inj Volume : 100 µl
Acq. Method : C:\Chem32\1\DATA\040621\040621 2021-04-06 10-46-28\8330PLUS-PETN.M
Last changed : 4/5/2021 11:57:50 PM by JWR
Analysis Method : C:\CHEM32\1\METHODS\8330PLUS-PETNDA.M
Last changed : 4/7/2021 11:02:27 AM by ECL
Method Info : OVD-SOP#HPLC02: 8330PLUS-PETN Calibration 03/31/2021

Sample Info : 1

==========

==========

External Standard Report

==========

Sorted By : Signal
Calib. Data Modified : 4/6/2021 11:29:02 AM
Multiplier : 1.0000
Dilution : 1.0000
Use Multiplier & Dilution Factor with ISTDs

Signal 1: DAD1 B, Sig=254,16 Ref=360,100

RetTime [min]	Type	Area [mAU*s]	Amt/Area	Amount [ug/L]	Grp	Name
3.752	BV	42.38992	6.17654	261.82306		HMX
4.995	BV	40.76997	5.28894	215.62992		RDX
6.089	VV	106.35219	2.62171	278.82468		1,3,5-Trinitrobenzene
6.339	VBA	69.40676	3.56171	247.20697		1,2-Dinitrobenzene
7.253	VV	142.96042	1.81342	259.24710		1,3-Dinitrobenzene
7.503	VV	88.75907	2.98311	264.77798		Tetryl
7.955	VV	99.85944	2.64348	263.97604		Nitrobenzene
8.595	VV	101.69042	2.52927	257.20256		2,4,6-Trinitrotoluene
9.178	VV	64.00648	4.41274	282.44389		4-Amino-2,6-Dinitrotoluene
9.619	VV	87.75188	3.00318	263.53449		2-Amino-4,6-Dinitrotoluene
9.917	VV	68.04387	3.84558	261.66796		2,6-Dinitrotoluene
10.200	VBA	150.95703	1.82450	275.42093		2,4-Dinitrotoluene
11.526	BV	57.87704	4.51956	261.57851		2-Nitrotoluene
12.085	VBA	49.52802	5.36684	265.80897		4-Nitrotoluene
12.971	BBA	66.16493	4.00502	264.99159		3-Nitrotoluene

Totals : 3924.13465

Data File C:\CHEM32\1\DATA\040621\040621 2021-04-06 10-46-28\5L028078.D
Sample Name: B1C1692-MSD1

==========

Acq. Operator : JWR
Seq. Line : 21
Acq. Instrument : HPLC5
Location : Vial 20
Injection Date : 4/6/2021 8:13:30 PM
Inj : 1
Inj Volume : 100 µl
Acq. Method : C:\Chem32\1\DATA\040621\040621 2021-04-06 10-46-28\8330PLUS-PETN.M
Last changed : 4/5/2021 11:57:50 PM by JWR
Analysis Method : C:\CHEM32\1\METHODS\8330PLUS-PETNDA.M
Last changed : 4/7/2021 11:02:27 AM by ECL
Method Info : OVD-SOP#HPLC02: 8330PLUS-PETN Calibration 03/31/2021

Sample Info : 1

==========

Signal 2: DAD1 C, Sig=210,16 Ref=360,100

RetTime [min]	Type	Area [mAU*s]	Amt/Area	Amount [ug/L]	Grp	Name
13.716	VV	55.20597	3.83146	211.51937		PETN

Totals : 211.51937

==========

*** End of Report ***

Data File C:\CHEM32\1\DATA\040621\040621 2021-04-06 10-46-28\5L028068.D
Sample Name: B1C1692-SRM1

==========

Acq. Operator : JWR
Seq. Line : 11
Acq. Instrument : HPLC5
Location : Vial 11
Injection Date : 4/6/2021 3:31:37 PM
Inj : 1
Inj Volume : 100 µl
Acq. Method : C:\Chem32\1\DATA\040621\040621 2021-04-06 10-46-28\8330PLUS-PETN.M
Last changed : 4/5/2021 11:57:50 PM by JWR
Analysis Method : C:\CHEM32\1\METHODS\8330PLUS-PETNDA.M
Last changed : 4/7/2021 11:02:27 AM by ECL
Method Info : OVD-SOP#HPLC02: 8330PLUS-PETN Calibration 03/31/2021

Sample Info : 1 (Surr 250ppb "OC")

==========

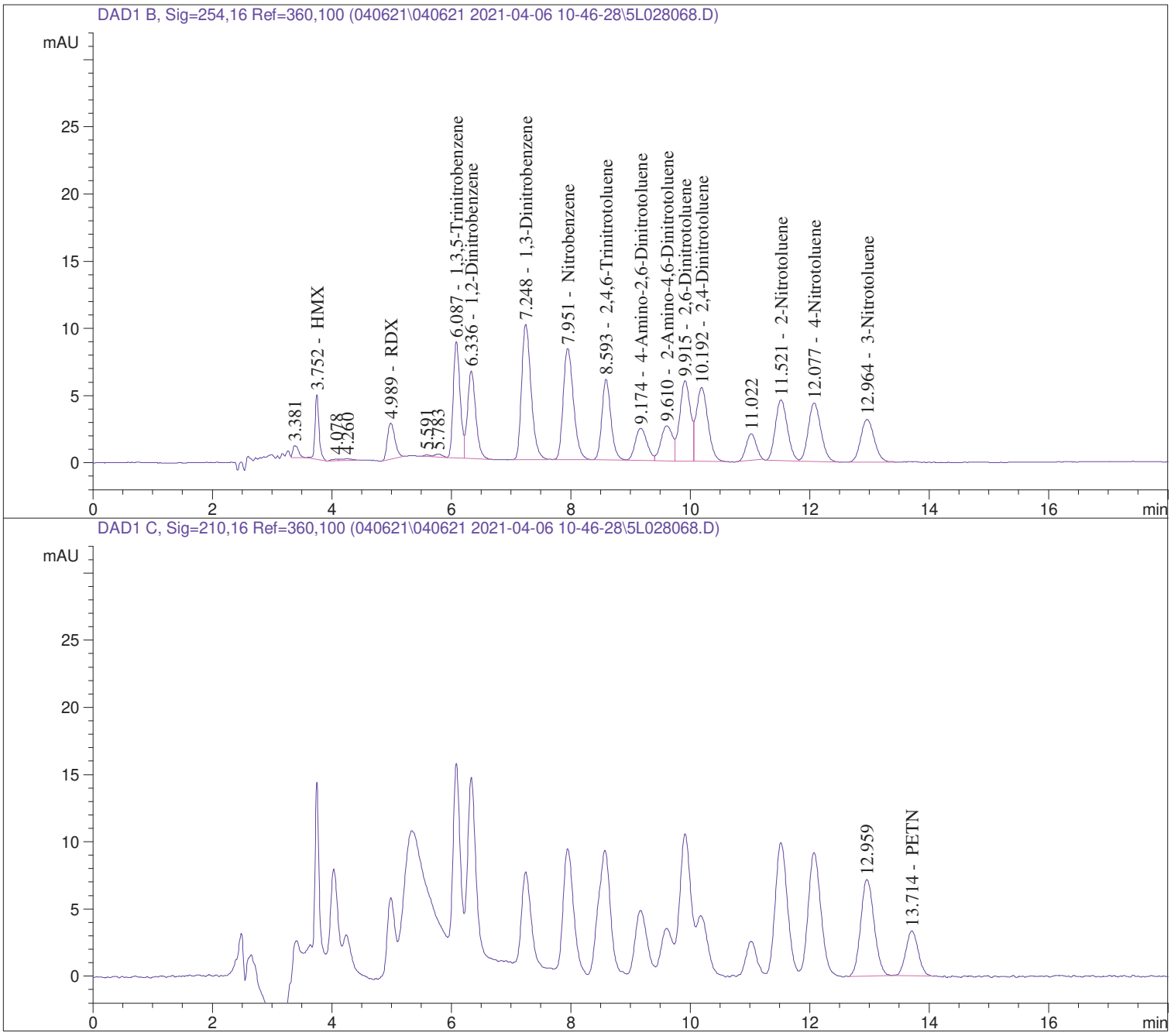

Data File C:\CHEM32\1\DATA\040621\040621 2021-04-06 10-46-28\5L028068.D
Sample Name: B1C1692-SRM1

==========

Acq. Operator : JWR
Seq. Line : 11
Acq. Instrument : HPLC5
Location : Vial 11
Injection Date : 4/6/2021 3:31:37 PM
Inj : 1
Inj Volume : 100 µl
Acq. Method : C:\Chem32\1\DATA\040621\040621 2021-04-06 10-46-28\8330PLUS-PETN.M
Last changed : 4/5/2021 11:57:50 PM by JWR
Analysis Method : C:\CHEM32\1\METHODS\8330PLUS-PETNDA.M
Last changed : 4/7/2021 11:02:27 AM by ECL
Method Info : OVD-SOP#HPLC02: 8330PLUS-PETN Calibration 03/31/2021

Sample Info : 1 (Surr 250ppb "OC")

==========

==========

External Standard Report

==========

Sorted By : Signal
Calib. Data Modified : 4/6/2021 11:29:02 AM
Multiplier : 1.0000
Dilution : 1.0000
Use Multiplier & Dilution Factor with ISTDs

Signal 1: DAD1 B, Sig=254,16 Ref=360,100

RetTime [min]	Type	Area [mAU*s]	Amt/Area	Amount [ug/L]	Grp	Name
3.752	BV	22.52650	6.12154	137.89679		HMX
4.989	BV	23.46935	5.41430	127.07020		RDX
6.087	VV	69.71487	2.62199	182.79183		1,3,5-Trinitrobenzene
6.336	VV	62.95577	3.56249	224.27916		1,2-Dinitrobenzene
7.248	VV	112.21552	1.81307	203.45490		1,3-Dinitrobenzene
7.516		-	-	-		Tetryl
7.951	VV	99.14261	2.64342	262.07601		Nitrobenzene
8.593	VV	62.92581	2.51862	158.48607		2,4,6-Trinitrotoluene
9.174	VV	33.10991	4.42672	146.56829		4-Amino-2,6-Dinitrotoluene
9.610	VV	35.30667	3.01098	106.30766		2-Amino-4,6-Dinitrotoluene
9.915	VV	75.90494	3.84665	291.97945		2,6-Dinitrotoluene
10.192	VBA	75.74384	1.82330	138.10400		2,4-Dinitrotoluene
11.521	BV	62.94035	4.52033	284.51084		2-Nitrotoluene
12.077	VBA	63.81583	5.36521	342.38538		4-Nitrotoluene
12.964	BBA	49.91625	4.00562	199.94558		3-Nitrotoluene

Totals : 2805.85615

Data File C:\CHEM32\1\DATA\040621\040621 2021-04-06 10-46-28\5L028068.D
Sample Name: B1C1692-SRM1

==========

Acq. Operator : JWR Seq. Line : 11
Acq. Instrument : HPLC5 Location : Vial 11
Injection Date : 4/6/2021 3:31:37 PM Inj : 1
Inj Volume : 100 µl
Acq. Method : C:\Chem32\1\DATA\040621\040621 2021-04-06 10-46-28\8330PLUS-PETN.M
Last changed : 4/5/2021 11:57:50 PM by JWR
Analysis Method : C:\CHEM32\1\METHODS\8330PLUS-PETNDA.M
Last changed : 4/7/2021 11:02:27 AM by ECL
Method Info : OVD-SOP#HPLC02: 8330PLUS-PETN Calibration 03/31/2021

Sample Info : 1 (Surr 250ppb "OC")

==========

Signal 2: DAD1 C, Sig=210,16 Ref=360,100

RetTime [min]	Type	Area [mAU*s]	Amt/Area	Amount [ug/L]	Grp	Name
13.714	VV	48.38840	3.82276	184.97714		PETN

Totals : 184.97714

1 Warnings or Errors :

Warning : Calibrated compound(s) not found

==========

*** End of Report ***

Data File C:\CHEM32\1\DATA\040821\040821 2021-04-08 12-43-30\6L0008571.D
Sample Name: B1C1692-SRM2

==========

Acq. Operator : ECL
Seq. Line : 6
Acq. Instrument : HPLC6
Location : 6
Injection Date : 4/8/2021 6:03:49 PM
Inj : 1
Inj Volume : 100.000 µl
Acq. Method : C:\Chem32\1\Data\040821\040821 2021-04-08 12-43-30\8330.M
Last changed : 4/8/2021 12:43:30 PM by ECL
Analysis Method : C:\CHEM32\1\METHODS\8330DATA.M
Last changed : 4/9/2021 1:25:15 PM by JWR
Method Info : OVD-SOP#HPLC02 : 8330 Calibration 03/31/2021

Sample Info : 1

==========

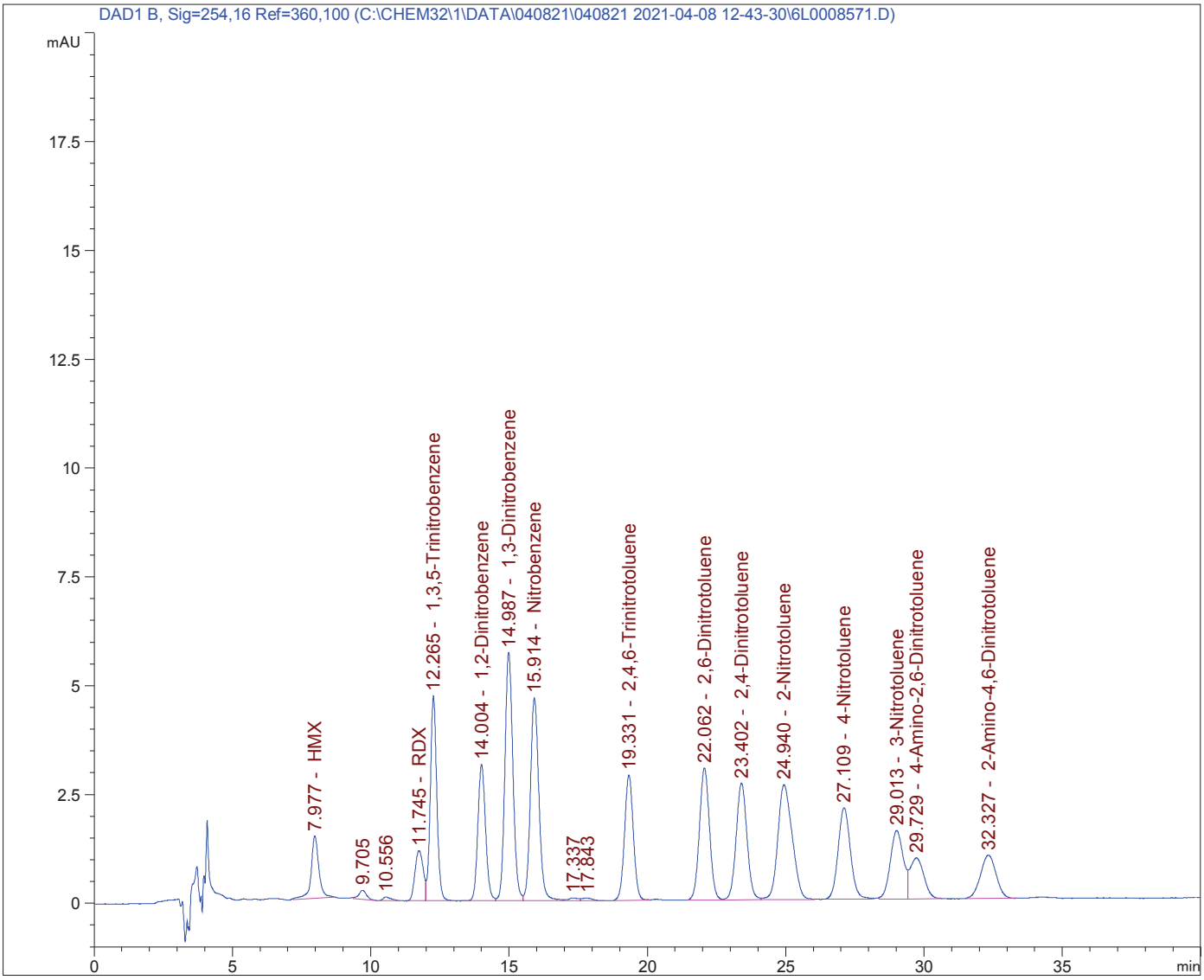

Data File C:\CHEM32\1\DATA\040821\040821 2021-04-08 12-43-30\6L0008571.D
Sample Name: B1C1692-SRM2

==========

Acq. Operator : ECL Seq. Line : 6
Acq. Instrument : HPLC6 Location : 6
Injection Date : 4/8/2021 6:03:49 PM Inj : 1
Inj Volume : 100.000 µl
Acq. Method : C:\Chem32\1\Data\040821\040821 2021-04-08 12-43-30\8330.M
Last changed : 4/8/2021 12:43:30 PM by ECL
Analysis Method : C:\CHEM32\1\METHODS\8330DATA.M
Last changed : 4/9/2021 1:25:15 PM by JWR
Method Info : OVD-SOP#HPLC02 : 8330 Calibration 03/31/2021

Sample Info : 1

==========

==========

External Standard Report

==========

Sorted By : Signal
Calib. Data Modified : 4/9/2021 1:23:32 PM
Multiplier : 1.0000
Dilution : 1.0000
Do not use Multiplier & Dilution Factor with ISTDs

Signal 1: DAD1 B, Sig=254,16 Ref=360,100

RetTime [min]	Type	Area [mAU*s]	Amt/Area	Amount [ug/L]	Grp	Name
7.977	BB	28.24324	5.75545	162.55256		HMX
11.745	BV	24.02379	5.50918	132.35136		RDX
12.265	VB	76.93230	2.40070	184.69177		1,3,5-Trinitrobenzene
14.004	BV	60.81523	3.78978	230.47659		1,2-Dinitrobenzene
14.987	VV	114.91805	1.71179	196.71613		1,3-Dinitrobenzene
15.914	VB	99.56245	2.61817	260.67112		Nitrobenzene
19.331	BB	64.02065	2.48142	158.86198		2,4,6-Trinitrotoluene
19.853		-	-	-		Tetryl
22.062	BV	76.65852	3.77137	289.10733		2,6-Dinitrotoluene
23.402	VV	73.08596	1.89915	138.80115		2,4-Dinitrotoluene
24.940	VB	95.10593	4.45938	424.11307		2-Nitrotoluene
27.109	BB	65.06635	5.45190	354.73548		4-Nitrotoluene
29.013	BV	51.88581	4.00649	207.87983		3-Nitrotoluene
29.729	VB	32.38835	4.27610	138.49575		4-Amino-2,6-Dinitrotoluene
32.327	BB	38.94966	2.80743	109.34839		2-Amino-4,6-Dinitrotoluene

Totals : 2988.80252

1 Warnings or Errors :

Warning : Calibrated compound(s) not found

==========

*** End of Report ***

Data File C:\CHEM32\1\DATA\041221\041221 2021-04-12 19-11-55\5L028332.D
Sample Name: B1D0537-BLK1

==========

Acq. Operator : JWR
Seq. Line : 2
Acq. Instrument : HPLC5
Location : Vial 2
Injection Date : 4/12/2021 7:43:09 PM
Inj : 1
Inj Volume : 100 µl
Acq. Method : C:\Chem32\1\DATA\041221\041221 2021-04-12 19-11-55\8330PLUS-PETN.M
Last changed : 4/12/2021 7:11:51 PM by JWR
Analysis Method : C:\CHEM32\1\METHODS\8330PLUS-PETNDA.M
Last changed : 4/13/2021 8:25:01 AM by ECL
Method Info : OVD-SOP#HPLC02: 8330PLUS-PETN Calibration 03/31/2021

Sample Info : 1

==========

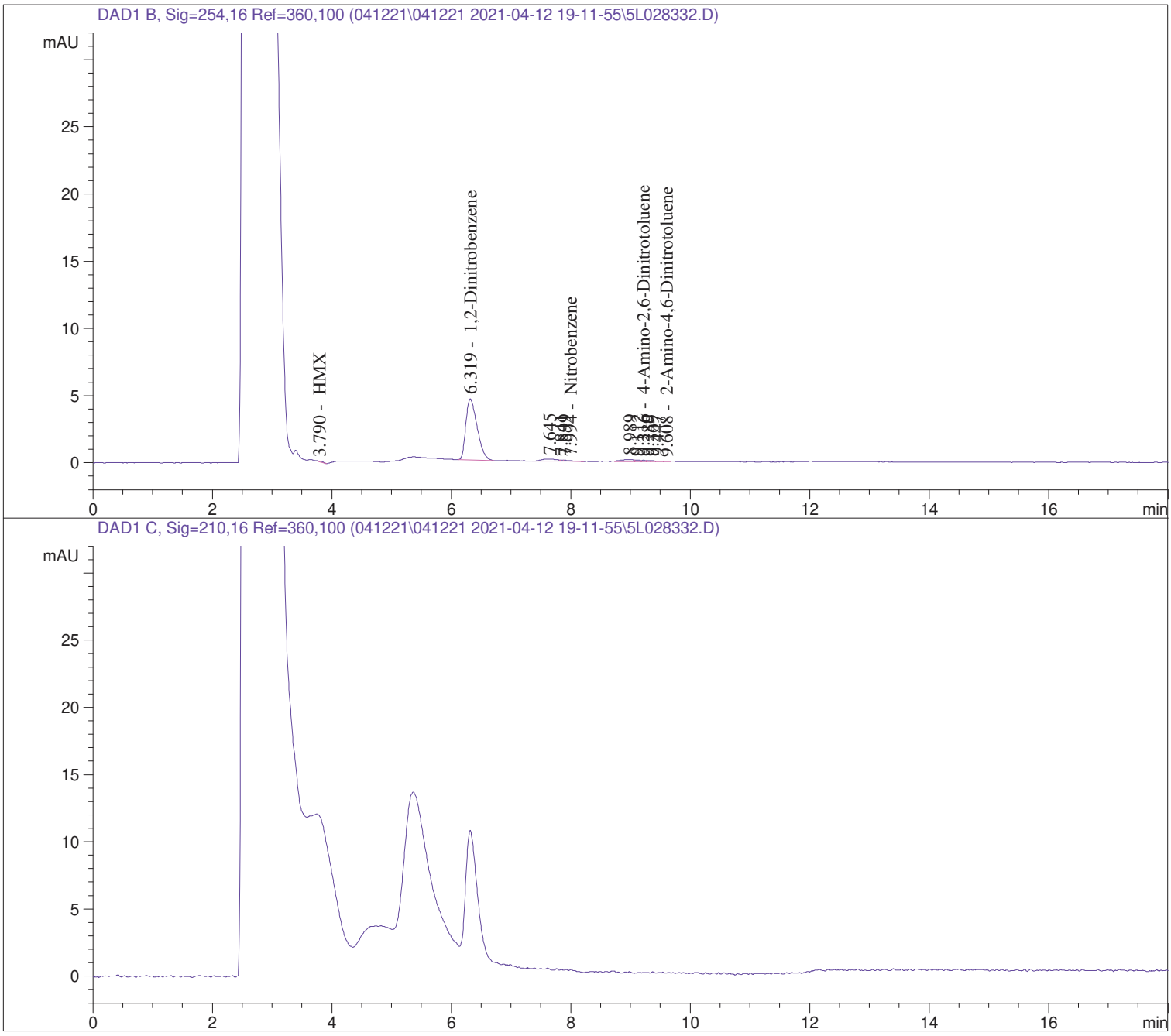

Data File C:\CHEM32\1\DATA\041221\041221 2021-04-12 19-11-55\5L028332.D
Sample Name: B1D0537-BLK1

==========

Acq. Operator : JWR Seq. Line : 2
Acq. Instrument : HPLC5 Location : Vial 2
Injection Date : 4/12/2021 7:43:09 PM Inj : 1
Inj Volume : 100 µl
Acq. Method : C:\Chem32\1\DATA\041221\041221 2021-04-12 19-11-55\8330PLUS-PETN.M
Last changed : 4/12/2021 7:11:51 PM by JWR
Analysis Method : C:\CHEM32\1\METHODS\8330PLUS-PETNDA.M
Last changed : 4/13/2021 8:25:01 AM by ECL
Method Info : OVD-SOP#HPLC02: 8330PLUS-PETN Calibration 03/31/2021

Sample Info : 1

==========

==========

External Standard Report

==========

Sorted By : Signal
Calib. Data Modified : 4/12/2021 8:36:52 AM
Multiplier : 1.0000
Dilution : 1.0000
Use Multiplier & Dilution Factor with ISTDs

Signal 1: DAD1 B, Sig=254,16 Ref=360,100

RetTime [min]	Type	Area [mAU*s]	Amt/Area	Amount [ug/L]	Grp	Name
3.790	VV	3.39746e-1	0.00000	0.00000		HMX
4.994		-	-	-		RDX
6.093		-	-	-		1,3,5-Trinitrobenzene
6.319	BV	59.81462	3.56293	213.11502		1,2-Dinitrobenzene
7.259		-	-	-		1,3-Dinitrobenzene
7.516		-	-	-		Tetryl
7.994	VB	4.40986e-1	1.03873	4.58063e-1		Nitrobenzene
8.608		-	-	-		2,4,6-Trinitrotoluene
9.216	VV	4.49550e-1	6.53090	2.93597		4-Amino-2,6-Dinitrotoluene
9.608	VV	3.06707e-1	4.50058	1.38036		2-Amino-4,6-Dinitrotoluene
9.933		-	-	-		2,6-Dinitrotoluene
10.216		-	-	-		2,4-Dinitrotoluene
11.545		-	-	-		2-Nitrotoluene
12.103		-	-	-		4-Nitrotoluene
12.992		-	-	-		3-Nitrotoluene

Totals : 217.88942

Data File C:\CHEM32\1\DATA\041221\041221 2021-04-12 19-11-55\5L028332.D
Sample Name: B1D0537-BLK1

==========

Acq. Operator : JWR Seq. Line : 2
Acq. Instrument : HPLC5 Location : Vial 2
Injection Date : 4/12/2021 7:43:09 PM Inj : 1
Inj Volume : 100 µl
Acq. Method : C:\Chem32\1\DATA\041221\041221 2021-04-12 19-11-55\8330PLUS-PETN.M
Last changed : 4/12/2021 7:11:51 PM by JWR
Analysis Method : C:\CHEM32\1\METHODS\8330PLUS-PETNDA.M
Last changed : 4/13/2021 8:25:01 AM by ECL
Method Info : OVD-SOP#HPLC02: 8330PLUS-PETN Calibration 03/31/2021

Sample Info : 1

==========

Signal 2: DAD1 C, Sig=210,16 Ref=360,100

RetTime [min]	Type	Area [mAU*s]	Amt/Area	Amount [ug/L]	Grp	Name
13.744		-	-	-		PETN

Totals : 0.00000

2 Warnings or Errors :

Warning : Calibrated compound(s) not found
Warning : Negative results set to zero (cal. curve intercept), (HMX)

==========

*** End of Report ***

Data File C:\CHEM32\1\DATA\041221\041221 2021-04-12 19-11-55\5L028333.D
Sample Name: B1D0537-BLK2

==========

Acq. Operator : JWR
Seq. Line : 3
Acq. Instrument : HPLC5
Location : Vial 3
Injection Date : 4/12/2021 8:11:19 PM
Inj : 1
Inj Volume : 100 µl
Acq. Method : C:\Chem32\1\DATA\041221\041221 2021-04-12 19-11-55\8330PLUS-PETN.M
Last changed : 4/12/2021 7:11:51 PM by JWR
Analysis Method : C:\CHEM32\1\METHODS\8330PLUS-PETNDA.M
Last changed : 4/13/2021 8:25:01 AM by ECL
Method Info : OVD-SOP#HPLC02: 8330PLUS-PETN Calibration 03/31/2021

Sample Info : 1

==========

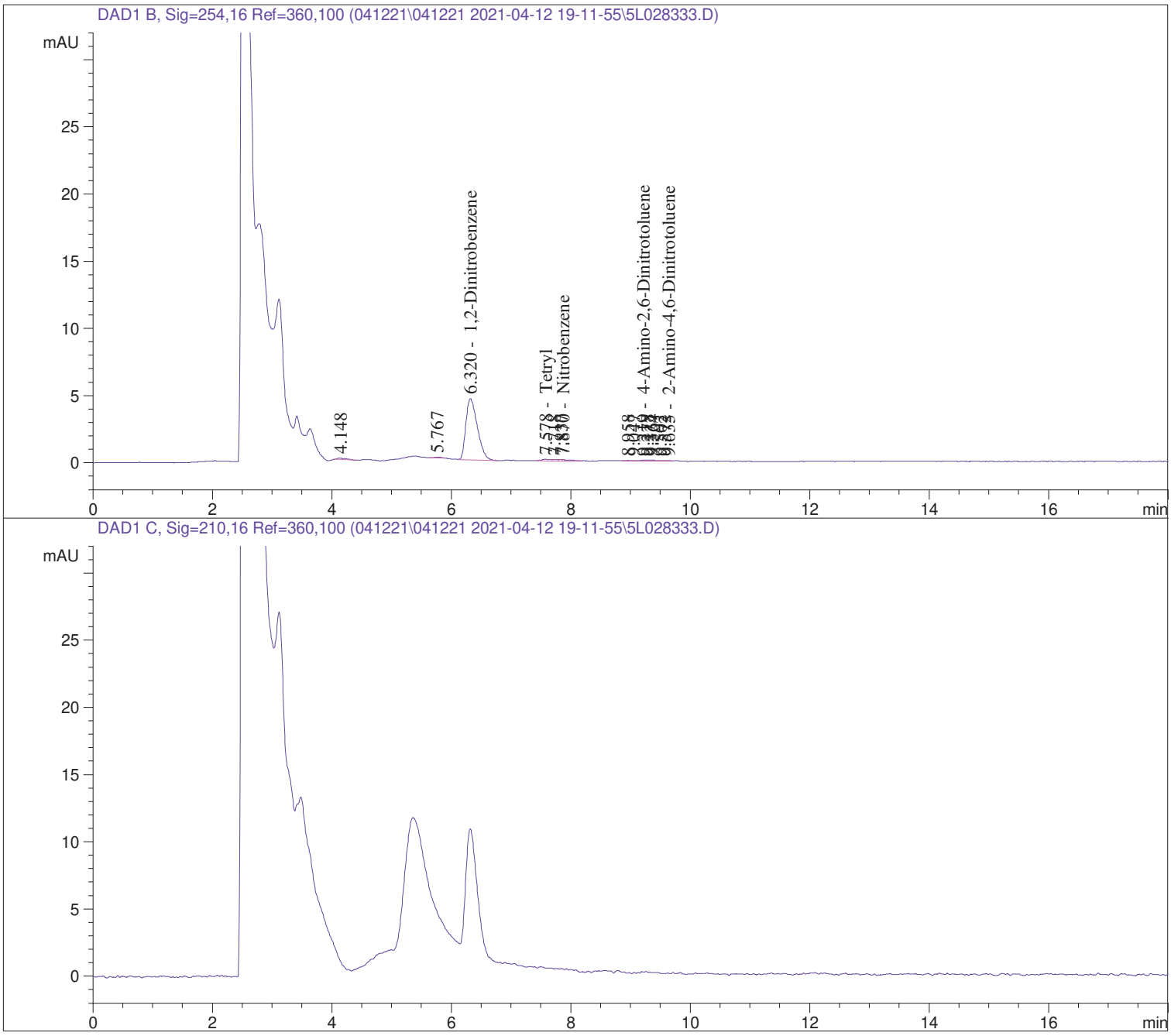

Data File C:\CHEM32\1\DATA\041221\041221 2021-04-12 19-11-55\5L028333.D
Sample Name: B1D0537-BLK2

==========

Acq. Operator : JWR Seq. Line : 3
Acq. Instrument : HPLC5 Location : Vial 3
Injection Date : 4/12/2021 8:11:19 PM Inj : 1
Inj Volume : 100 µl
Acq. Method : C:\Chem32\1\DATA\041221\041221 2021-04-12 19-11-55\8330PLUS-PETN.M
Last changed : 4/12/2021 7:11:51 PM by JWR
Analysis Method : C:\CHEM32\1\METHODS\8330PLUS-PETNDA.M
Last changed : 4/13/2021 8:25:01 AM by ECL
Method Info : OVD-SOP#HPLC02: 8330PLUS-PETN Calibration 03/31/2021

Sample Info : 1

==========

==========

External Standard Report

==========

Sorted By : Signal
Calib. Data Modified : 4/12/2021 8:36:52 AM
Multiplier : 1.0000
Dilution : 1.0000
Use Multiplier & Dilution Factor with ISTDs

Signal 1: DAD1 B, Sig=254,16 Ref=360,100

RetTime [min]	Type	Area [mAU*s]	Amt/Area	Amount [ug/L]	Grp	Name
3.753		-	-	-		HMX
4.994		-	-	-		RDX
6.093		-	-	-		1,3,5-Trinitrobenzene
6.320	BV	60.71621	3.56279	216.31942		1,2-Dinitrobenzene
7.259		-	-	-		1,3-Dinitrobenzene
7.578	VV	1.38649	2.84159	3.93984		Tetryl
7.870	VV	1.05815	1.97884	2.09391		Nitrobenzene
8.608		-	-	-		2,4,6-Trinitrotoluene
9.219	VV	4.80683e-1	6.39274	3.07289		4-Amino-2,6-Dinitrotoluene
9.635	VV	2.61725e-1	4.75883	1.24551		2-Amino-4,6-Dinitrotoluene
9.933		-	-	-		2,6-Dinitrotoluene
10.216		-	-	-		2,4-Dinitrotoluene
11.545		-	-	-		2-Nitrotoluene
12.103		-	-	-		4-Nitrotoluene
12.992		-	-	-		3-Nitrotoluene

Totals : 226.67156

Data File C:\CHEM32\1\DATA\041221\041221 2021-04-12 19-11-55\5L028333.D
Sample Name: B1D0537-BLK2

==========

Acq. Operator : JWR Seq. Line : 3
Acq. Instrument : HPLC5 Location : Vial 3
Injection Date : 4/12/2021 8:11:19 PM Inj : 1
Inj Volume : 100 µl
Acq. Method : C:\Chem32\1\DATA\041221\041221 2021-04-12 19-11-55\8330PLUS-PETN.M
Last changed : 4/12/2021 7:11:51 PM by JWR
Analysis Method : C:\CHEM32\1\METHODS\8330PLUS-PETNDA.M
Last changed : 4/13/2021 8:25:01 AM by ECL
Method Info : OVD-SOP#HPLC02: 8330PLUS-PETN Calibration 03/31/2021

Sample Info : 1

==========

Signal 2: DAD1 C, Sig=210,16 Ref=360,100

RetTime [min]	Type	Area [mAU*s]	Amt/Area	Amount [ug/L]	Grp	Name
13.744		-	-	-		PETN

Totals : 0.00000

1 Warnings or Errors :

Warning : Calibrated compound(s) not found

==========

*** End of Report ***

Data File C:\CHEM32\1\DATA\041221\041221 2021-04-12 19-11-55\5L028334.D
Sample Name: B1D0537-BS1

==========

Acq. Operator : JWR
Seq. Line : 4
Acq. Instrument : HPLC5
Location : Vial 4
Injection Date : 4/12/2021 8:39:25 PM
Inj : 1
Inj Volume : 100 µl
Acq. Method : C:\Chem32\1\DATA\041221\041221 2021-04-12 19-11-55\8330PLUS-PETN.M
Last changed : 4/12/2021 7:11:51 PM by JWR
Analysis Method : C:\CHEM32\1\METHODS\8330PLUS-PETNDA.M
Last changed : 4/13/2021 8:25:01 AM by ECL
Method Info : OVD-SOP#HPLC02: 8330PLUS-PETN Calibration 03/31/2021

Sample Info : 1

==========

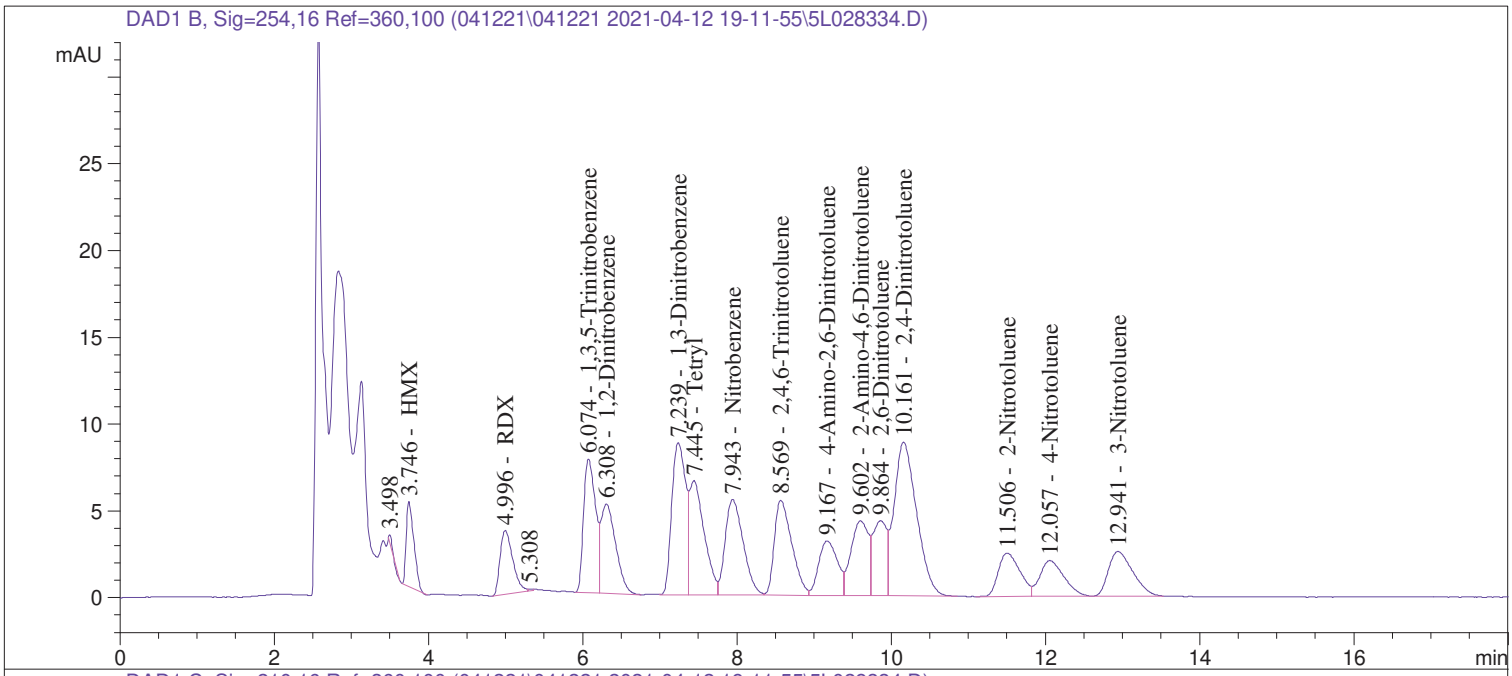

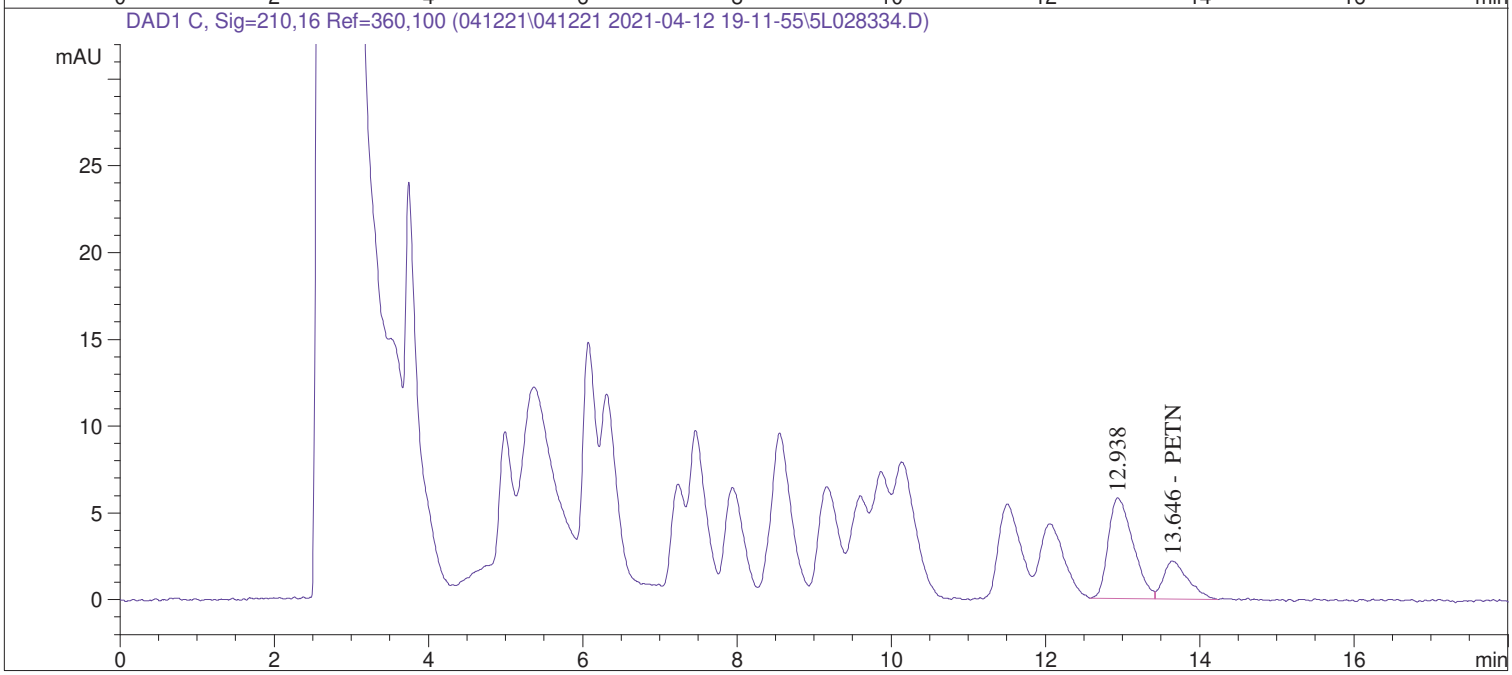

Data File C:\CHEM32\1\DATA\041221\041221 2021-04-12 19-11-55\5L028334.D
Sample Name: B1D0537-BS1

==========

Acq. Operator : JWR Seq. Line : 4
Acq. Instrument : HPLC5 Location : Vial 4
Injection Date : 4/12/2021 8:39:25 PM Inj : 1
Inj Volume : 100 µl
Acq. Method : C:\Chem32\1\DATA\041221\041221 2021-04-12 19-11-55\8330PLUS-PETN.M
Last changed : 4/12/2021 7:11:51 PM by JWR
Analysis Method : C:\CHEM32\1\METHODS\8330PLUS-PETNDA.M
Last changed : 4/13/2021 8:25:01 AM by ECL
Method Info : OVD-SOP#HPLC02: 8330PLUS-PETN Calibration 03/31/2021

Sample Info : 1

==========

==========

External Standard Report

==========

Sorted By : Signal
Calib. Data Modified : 4/12/2021 8:36:52 AM
Multiplier : 1.0000
Dilution : 1.0000
Use Multiplier & Dilution Factor with ISTDs

Signal 1: DAD1 B, Sig=254,16 Ref=360,100

RetTime [min]	Type	Area [mAU*s]	Amt/Area	Amount [ug/L]	Grp	Name
3.746	BV	33.88020	6.16087	208.73156		HMX
4.996	BV	42.00576	5.28394	221.95578		RDX
6.074	BV	83.87556	2.62185	219.90947		1,3,5-Trinitrobenzene
6.308	VV	68.83662	3.56178	245.18058		1,2-Dinitrobenzene
7.239	VV	110.66234	1.81305	200.63638		1,3-Dinitrobenzene
7.445	VV	87.74522	2.98308	261.75128		Tetryl
7.943	VV	89.93906	2.64269	237.68114		Nitrobenzene
8.569	VV	86.44609	2.52622	218.38193		2,4,6-Trinitrotoluene
9.167	VV	53.73089	4.41560	237.25433		4-Amino-2,6-Dinitrotoluene
9.602	VV	68.09823	3.00469	204.61429		2-Amino-4,6-Dinitrotoluene
9.864	VV	54.88302	3.84310	210.92106		2,6-Dinitrotoluene
10.161	VV	180.08115	1.82469	328.59291		2,4-Dinitrotoluene
11.506	VV	49.10064	4.51785	221.82921		2-Nitrotoluene
12.057	VV	44.76200	5.36761	240.26517		4-Nitrotoluene
12.941	VV	57.20198	4.00531	229.11150		3-Nitrotoluene

Totals : 3486.81660

Data File C:\CHEM32\1\DATA\041221\041221 2021-04-12 19-11-55\5L028334.D
Sample Name: B1D0537-BS1

==========

Acq. Operator : JWR
Seq. Line : 4
Acq. Instrument : HPLC5
Location : Vial 4
Injection Date : 4/12/2021 8:39:25 PM
Inj : 1
Inj Volume : 100 µl
Acq. Method : C:\Chem32\1\DATA\041221\041221 2021-04-12 19-11-55\8330PLUS-PETN.M
Last changed : 4/12/2021 7:11:51 PM by JWR
Analysis Method : C:\CHEM32\1\METHODS\8330PLUS-PETNDA.M
Last changed : 4/13/2021 8:25:01 AM by ECL
Method Info : OVD-SOP#HPLC02: 8330PLUS-PETN Calibration 03/31/2021

Sample Info : 1

==========

Signal 2: DAD1 C, Sig=210,16 Ref=360,100

RetTime [min]	Type	Area [mAU*s]	Amt/Area	Amount [ug/L]	Grp	Name
13.646	VV	48.24893	3.82255	184.43416		PETN

Totals : 184.43416

==========

*** End of Report ***

Data File C:\CHEM32\1\DATA\041221\041221 2021-04-12 19-11-55\5L028335.D
Sample Name: B1D0537-BSD1

==========

Acq. Operator : JWR
Seq. Line : 5
Acq. Instrument : HPLC5
Location : Vial 5
Injection Date : 4/12/2021 9:07:38 PM
Inj : 1
Inj Volume : 100 µl
Acq. Method : C:\Chem32\1\DATA\041221\041221 2021-04-12 19-11-55\8330PLUS-PETN.M
Last changed : 4/12/2021 7:11:51 PM by JWR
Analysis Method : C:\CHEM32\1\METHODS\8330PLUS-PETNDA.M
Last changed : 4/13/2021 8:25:01 AM by ECL
Method Info : OVD-SOP#HPLC02: 8330PLUS-PETN Calibration 03/31/2021

Sample Info : 1

==========

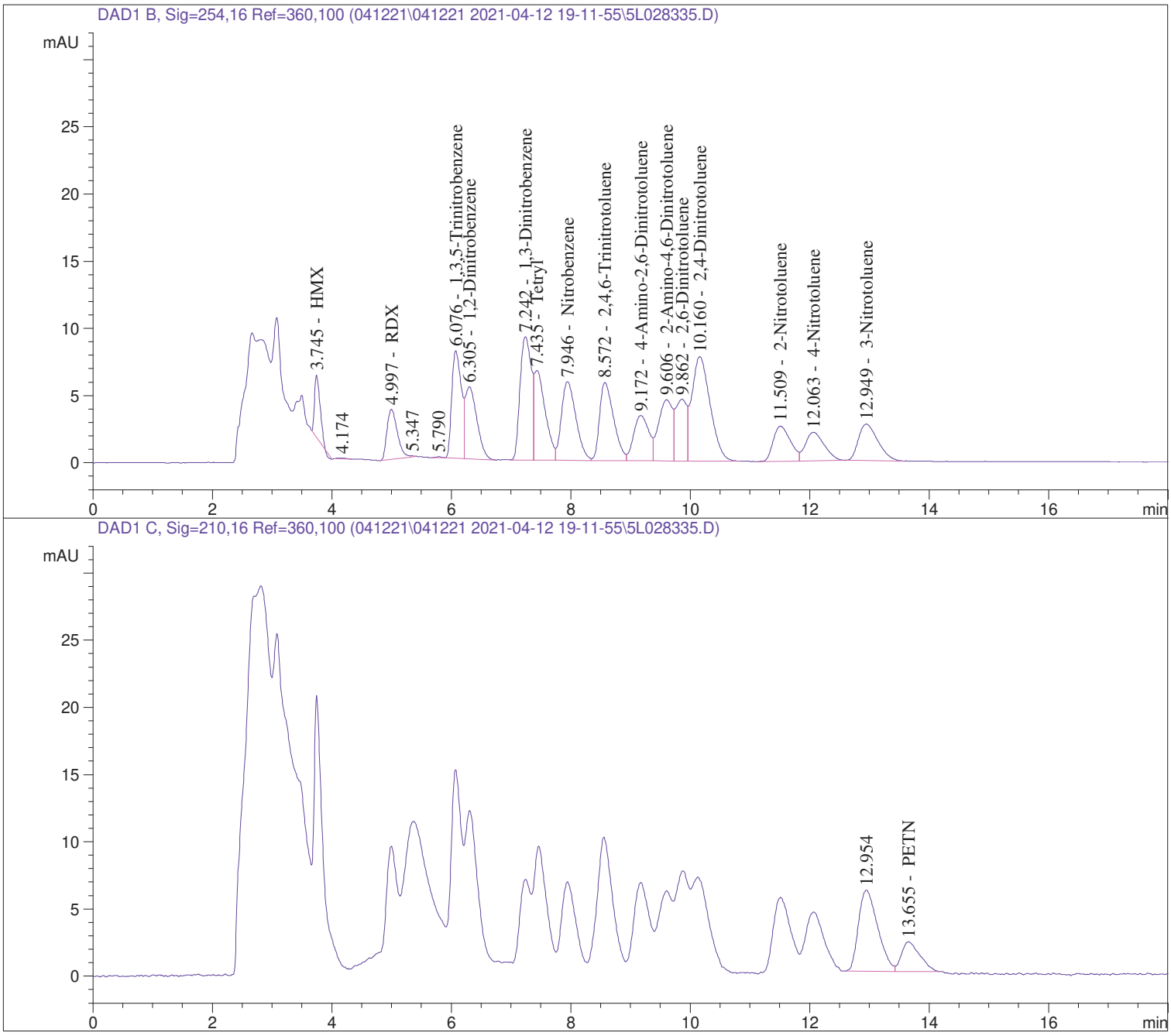

Data File C:\CHEM32\1\DATA\041221\041221 2021-04-12 19-11-55\5L028335.D
Sample Name: B1D0537-BSD1

==========

Acq. Operator : JWR
Seq. Line : 5
Acq. Instrument : HPLC5
Location : Vial 5
Injection Date : 4/12/2021 9:07:38 PM
Inj : 1
Inj Volume : 100 µl
Acq. Method : C:\Chem32\1\DATA\041221\041221 2021-04-12 19-11-55\8330PLUS-PETN.M
Last changed : 4/12/2021 7:11:51 PM by JWR
Analysis Method : C:\CHEM32\1\METHODS\8330PLUS-PETNDA.M
Last changed : 4/13/2021 8:25:01 AM by ECL
Method Info : OVD-SOP#HPLC02: 8330PLUS-PETN Calibration 03/31/2021

Sample Info : 1

==========

==========

External Standard Report

==========

Sorted By : Signal
Calib. Data Modified : 4/12/2021 8:36:52 AM
Multiplier : 1.0000
Dilution : 1.0000
Use Multiplier & Dilution Factor with ISTDs

Signal 1: DAD1 B, Sig=254,16 Ref=360,100

RetTime [min]	Type	Area [mAU*s]	Amt/Area	Amount [ug/L]	Grp	Name
3.745	BV	28.68538	6.14674	176.32152		HMX
4.997	BV	44.87467	5.27338	236.64136		RDX
6.076	BV	88.72325	2.62182	232.61613		1,3,5-Trinitrobenzene
6.305	VV	73.55094	3.56129	261.93602		1,2-Dinitrobenzene
7.242	VV	122.34077	1.81321	221.82900		1,3-Dinitrobenzene
7.435	VV	86.49873	2.98305	258.03007		Tetryl
7.946	VV	99.03466	2.64342	261.78988		Nitrobenzene
8.572	VV	94.68538	2.52799	239.36378		2,4,6-Trinitrotoluene
9.172	VV	59.98253	4.41374	264.74753		4-Amino-2,6-Dinitrotoluene
9.606	VV	74.68549	3.00410	224.36242		2-Amino-4,6-Dinitrotoluene
9.862	VV	60.02398	3.84420	230.74406		2,6-Dinitrotoluene
10.160	VV	165.22302	1.82460	301.46639		2,4-Dinitrotoluene
11.509	VV	52.73477	4.51862	238.28860		2-Nitrotoluene
12.063	VV	46.98843	5.36723	252.19788		4-Nitrotoluene
12.949	VV	61.86210	4.00515	247.76670		3-Nitrotoluene

Totals : 3648.10134

Data File C:\CHEM32\1\DATA\041221\041221 2021-04-12 19-11-55\5L028335.D
Sample Name: B1D0537-BSD1

==========

Acq. Operator : JWR
Seq. Line : 5
Acq. Instrument : HPLC5
Location : Vial 5
Injection Date : 4/12/2021 9:07:38 PM
Inj : 1
Inj Volume : 100 µl
Acq. Method : C:\Chem32\1\DATA\041221\041221 2021-04-12 19-11-55\8330PLUS-PETN.M
Last changed : 4/12/2021 7:11:51 PM by JWR
Analysis Method : C:\CHEM32\1\METHODS\8330PLUS-PETNDA.M
Last changed : 4/13/2021 8:25:01 AM by ECL
Method Info : OVD-SOP#HPLC02: 8330PLUS-PETN Calibration 03/31/2021

Sample Info : 1

==========

Signal 2: DAD1 C, Sig=210,16 Ref=360,100

RetTime [min]	Type	Area [mAU*s]	Amt/Area	Amount [ug/L]	Grp	Name
13.655	VV	47.38676	3.82127	181.07756		PETN

Totals : 181.07756

==========

*** End of Report ***

Data File C:\CHEM32\1\DATA\041221\041221 2021-04-12 19-11-55\5L028341.D
Sample Name: B1D0537-MS1

==========

Acq. Operator : JWR
Seq. Line : 11
Acq. Instrument : HPLC5
Location : Vial 11
Injection Date : 4/12/2021 11:56:46 PM
Inj : 1
Inj Volume : 100 µl
Acq. Method : C:\Chem32\1\DATA\041221\041221 2021-04-12 19-11-55\8330PLUS-PETN.M
Last changed : 4/12/2021 7:11:51 PM by JWR
Analysis Method : C:\CHEM32\1\METHODS\8330PLUS-PETNDA.M
Last changed : 4/13/2021 8:55:33 AM by ECL
Method Info : OVD-SOP#HPLC02: 8330PLUS-PETN Calibration 03/31/2021

Sample Info : 1

==========

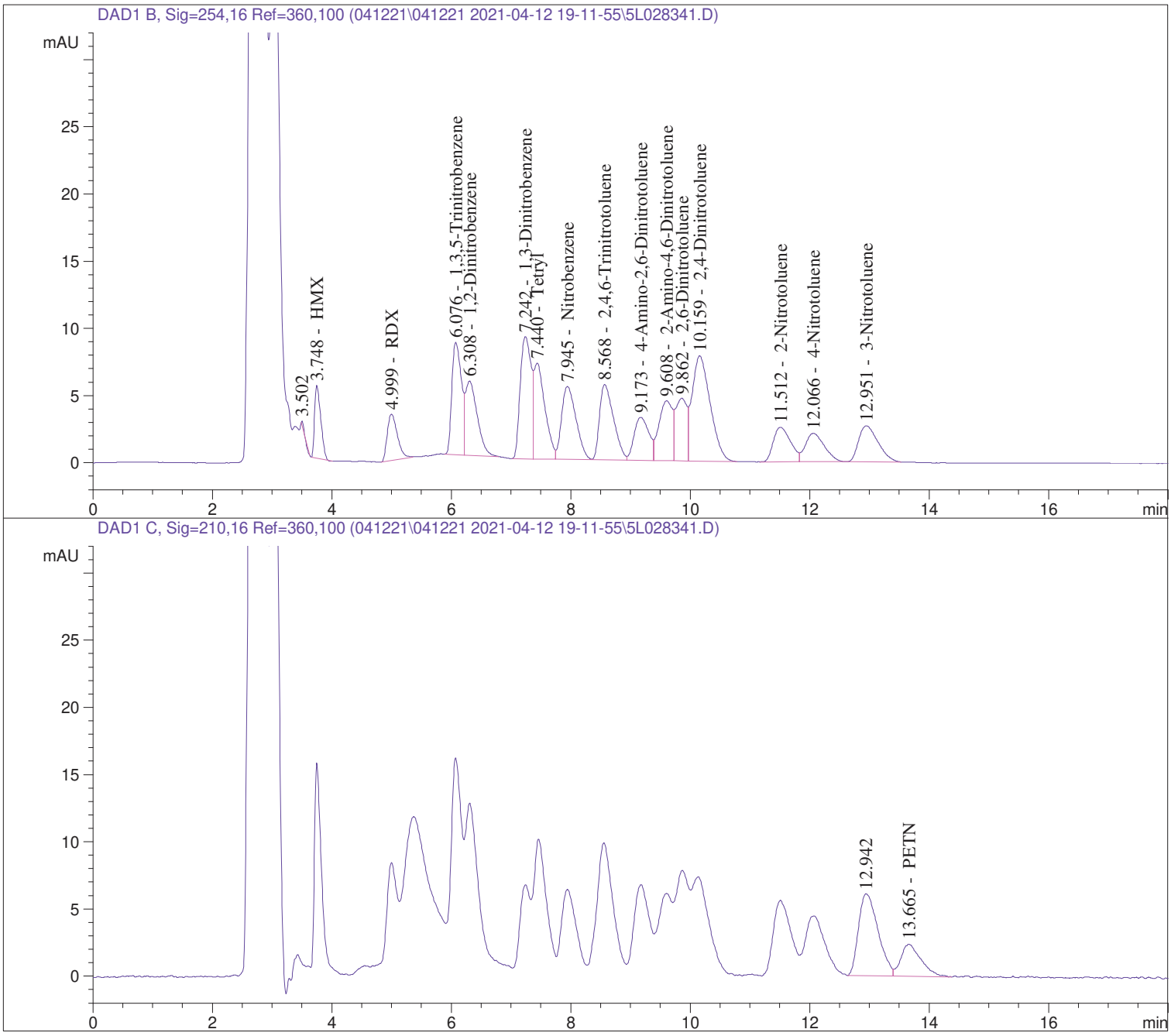

Data File C:\CHEM32\1\DATA\041221\041221 2021-04-12 19-11-55\5L028341.D
Sample Name: B1D0537-MS1

==========

Acq. Operator : JWR
Seq. Line : 11
Acq. Instrument : HPLC5
Location : Vial 11
Injection Date : 4/12/2021 11:56:46 PM
Inj : 1
Inj Volume : 100 µl
Acq. Method : C:\Chem32\1\DATA\041221\041221 2021-04-12 19-11-55\8330PLUS-PETN.M
Last changed : 4/12/2021 7:11:51 PM by JWR
Analysis Method : C:\CHEM32\1\METHODS\8330PLUS-PETNDA.M
Last changed : 4/13/2021 8:55:33 AM by ECL
Method Info : OVD-SOP#HPLC02: 8330PLUS-PETN Calibration 03/31/2021

Sample Info : 1

==========

==========

External Standard Report

==========

Sorted By : Signal
Calib. Data Modified : 4/12/2021 8:36:52 AM
Multiplier : 1.0000
Dilution : 1.0000
Use Multiplier & Dilution Factor with ISTDs

Signal 1: DAD1 B, Sig=254,16 Ref=360,100

RetTime [min]	Type	Area [mAU*s]	Amt/Area	Amount [ug/L]	Grp	Name
3.748	BV	38.62519	6.17046	238.33522		HMX
4.999	VV	40.83950	5.28865	215.98586		RDX
6.076	BV	93.06647	2.62179	244.00049		1,3,5-Trinitrobenzene
6.308	VBA	76.51738	3.56101	272.47920		1,2-Dinitrobenzene
7.242	BV	115.77212	1.81312	209.90900		1,3-Dinitrobenzene
7.440	VV	92.90854	2.98321	277.16561		Tetryl
7.945	VV	91.47467	2.64282	241.75141		Nitrobenzene
8.568	VV	91.13067	2.52727	230.31149		2,4,6-Trinitrotoluene
9.173	VV	55.05719	4.41517	243.08707		4-Amino-2,6-Dinitrotoluene
9.608	VV	70.53908	3.00446	211.93177		2-Amino-4,6-Dinitrotoluene
9.862	VV	61.79403	3.84453	237.56919		2,6-Dinitrotoluene
10.159	VV	165.59550	1.82461	302.14643		2,4-Dinitrotoluene
11.512	VV	52.05215	4.51849	235.19695		2-Nitrotoluene
12.066	VV	47.14464	5.36721	253.03509		4-Nitrotoluene
12.951	VV	61.16814	4.00517	244.98864		3-Nitrotoluene

Totals : 3657.89342

Data File C:\CHEM32\1\DATA\041221\041221 2021-04-12 19-11-55\5L028341.D
Sample Name: B1D0537-MS1

==========

Acq. Operator : JWR
Seq. Line : 11
Acq. Instrument : HPLC5
Location : Vial 11
Injection Date : 4/12/2021 11:56:46 PM
Inj : 1
Inj Volume : 100 µl
Acq. Method : C:\Chem32\1\DATA\041221\041221 2021-04-12 19-11-55\8330PLUS-PETN.M
Last changed : 4/12/2021 7:11:51 PM by JWR
Analysis Method : C:\CHEM32\1\METHODS\8330PLUS-PETNDA.M
Last changed : 4/13/2021 8:55:33 AM by ECL
Method Info : OVD-SOP#HPLC02: 8330PLUS-PETN Calibration 03/31/2021

Sample Info : 1

==========

Signal 2: DAD1 C, Sig=210,16 Ref=360,100

RetTime [min]	Type	Area [mAU*s]	Amt/Area	Amount [ug/L]	Grp	Name
13.665	VV	56.42302	3.83279	216.25758		PETN

Totals : 216.25758

==========

*** End of Report ***

Data File C:\CHEM32\1\DATA\041221\041221 2021-04-12 19-11-55\5L028345.D
Sample Name: B1D0537-MSD1

==========

Acq. Operator : JWR
Seq. Line : 15
Acq. Instrument : HPLC5
Location : Vial 14
Injection Date : 4/13/2021 1:49:33 AM
Inj : 1
Inj Volume : 100 µl
Acq. Method : C:\Chem32\1\DATA\041221\041221 2021-04-12 19-11-55\8330PLUS-PETN.M
Last changed : 4/12/2021 7:11:51 PM by JWR
Analysis Method : C:\CHEM32\1\METHODS\8330PLUS-PETNDA.M
Last changed : 4/13/2021 8:55:33 AM by ECL
Method Info : OVD-SOP#HPLC02: 8330PLUS-PETN Calibration 03/31/2021

Sample Info : 1

==========

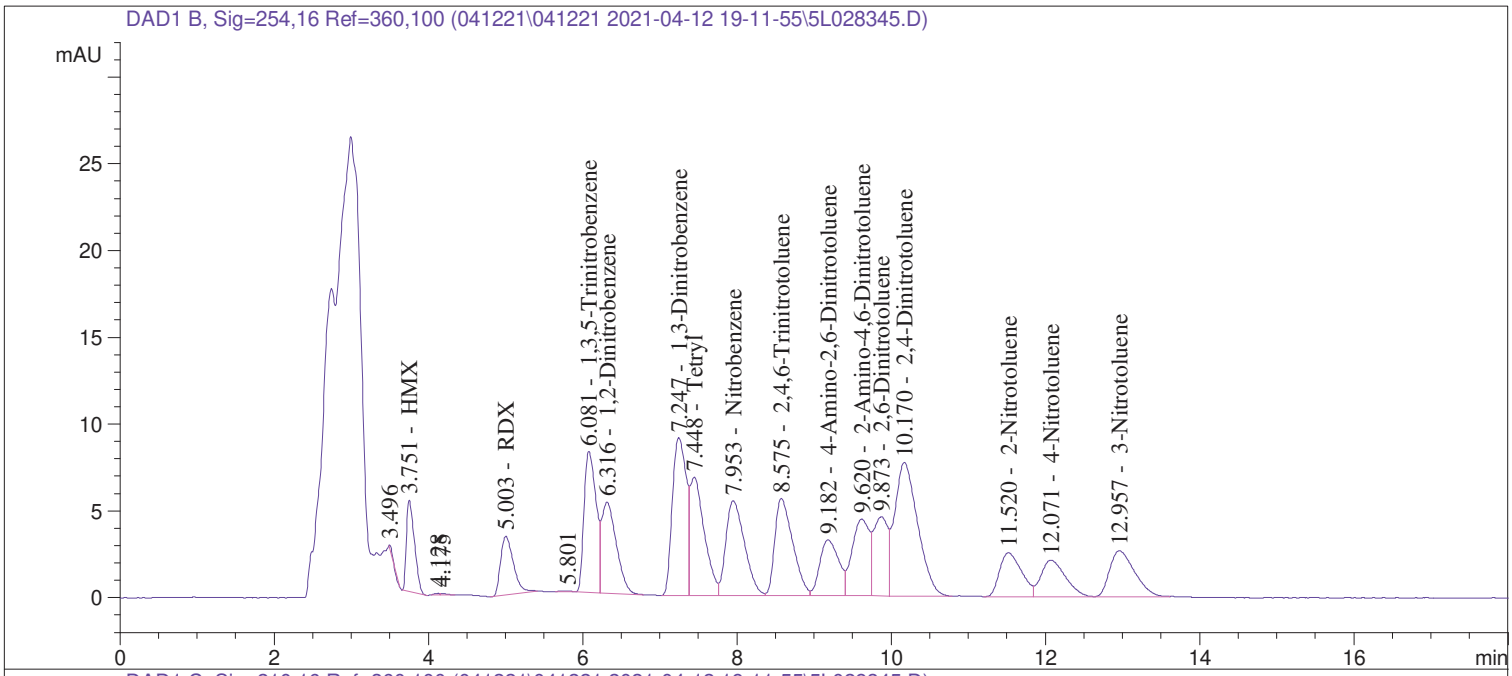

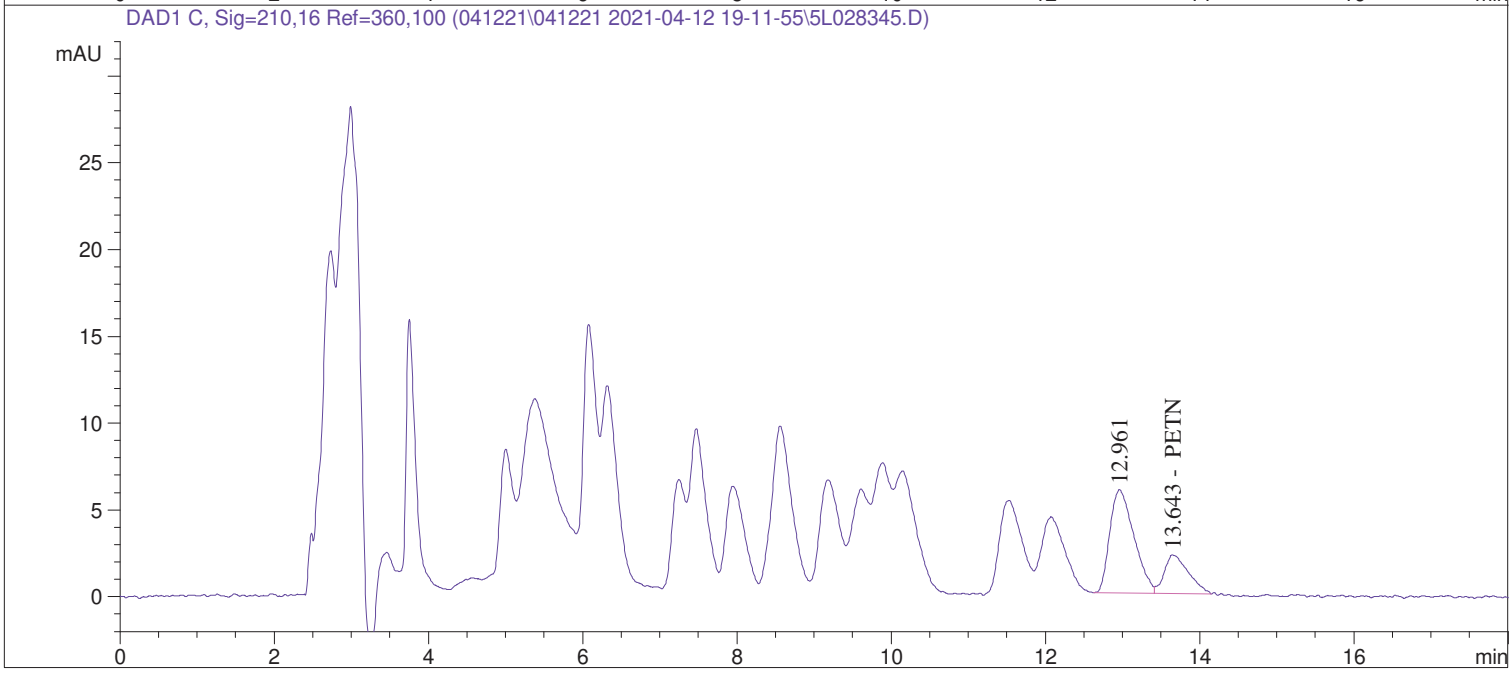

Data File C:\CHEM32\1\DATA\041221\041221 2021-04-12 19-11-55\5L028345.D
Sample Name: B1D0537-MSD1

==========

Acq. Operator : JWR Seq. Line : 15
Acq. Instrument : HPLC5 Location : Vial 14
Injection Date : 4/13/2021 1:49:33 AM Inj : 1
Inj Volume : 100 µl
Acq. Method : C:\Chem32\1\DATA\041221\041221 2021-04-12 19-11-55\8330PLUS-PETN.M
Last changed : 4/12/2021 7:11:51 PM by JWR
Analysis Method : C:\CHEM32\1\METHODS\8330PLUS-PETNDA.M
Last changed : 4/13/2021 8:55:33 AM by ECL
Method Info : OVD-SOP#HPLC02: 8330PLUS-PETN Calibration 03/31/2021

Sample Info : 1

==========

==========

External Standard Report

==========

Sorted By : Signal
Calib. Data Modified : 4/12/2021 8:36:52 AM
Multiplier : 1.0000
Dilution : 1.0000
Use Multiplier & Dilution Factor with ISTDs

Signal 1: DAD1 B, Sig=254,16 Ref=360,100

RetTime [min]	Type	Area [mAU*s]	Amt/Area	Amount [ug/L]	Grp	Name
3.751	BV	37.72782	6.16883	232.73658		HMX
5.003	BBA	38.76868	5.29772	205.38555		RDX
6.081	BV	88.93338	2.62182	233.16692		1,3,5-Trinitrobenzene
6.316	VBA	69.93073	3.56166	249.06921		1,2-Dinitrobenzene
7.247	VV	115.54003	1.81312	209.48784		1,3-Dinitrobenzene
7.448	VV	87.79248	2.98308	261.89236		Tetryl
7.953	VV	92.10180	2.64288	243.41368		Nitrobenzene
8.575	VV	90.62175	2.52716	229.01550		2,4,6-Trinitrotoluene
9.182	VV	54.98889	4.41520	242.78669		4-Amino-2,6-Dinitrotoluene
9.620	VV	69.00793	3.00460	207.34152		2-Amino-4,6-Dinitrotoluene
9.873	VV	59.82261	3.84416	229.96761		2,6-Dinitrotoluene
10.170	VV	159.05020	1.82456	290.19665		2,4-Dinitrotoluene
11.520	BV	50.05321	4.51806	226.14349		2-Nitrotoluene
12.071	VV	46.10770	5.36738	247.47751		4-Nitrotoluene
12.957	VV	59.68266	4.00522	239.04206		3-Nitrotoluene

Totals : 3547.12317

Data File C:\CHEM32\1\DATA\041221\041221 2021-04-12 19-11-55\5L028345.D
Sample Name: B1D0537-MSD1

==========

Acq. Operator : JWR
Seq. Line : 15
Acq. Instrument : HPLC5
Location : Vial 14
Injection Date : 4/13/2021 1:49:33 AM
Inj : 1
Inj Volume : 100 µl
Acq. Method : C:\Chem32\1\DATA\041221\041221 2021-04-12 19-11-55\8330PLUS-PETN.M
Last changed : 4/12/2021 7:11:51 PM by JWR
Analysis Method : C:\CHEM32\1\METHODS\8330PLUS-PETNDA.M
Last changed : 4/13/2021 8:55:33 AM by ECL
Method Info : OVD-SOP#HPLC02: 8330PLUS-PETN Calibration 03/31/2021

Sample Info : 1

==========

Signal 2: DAD1 C, Sig=210,16 Ref=360,100

RetTime [min]	Type	Area [mAU*s]	Amt/Area	Amount [ug/L]	Grp	Name
13.643	VV	48.93641	3.82355	187.11065		PETN

Totals : 187.11065

==========

*** End of Report ***

Data File C:\CHEM32\1\DATA\041221\041221 2021-04-12 19-11-55\5L028336.D
Sample Name: B1D0537-SRM1

==========

Acq. Operator : JWR
Seq. Line : 6
Acq. Instrument : HPLC5
Location : Vial 6
Injection Date : 4/12/2021 9:35:45 PM
Inj : 1
Inj Volume : 100 µl
Acq. Method : C:\Chem32\1\DATA\041221\041221 2021-04-12 19-11-55\8330PLUS-PETN.M
Last changed : 4/12/2021 7:11:51 PM by JWR
Analysis Method : C:\CHEM32\1\METHODS\8330PLUS-PETNDA.M
Last changed : 4/13/2021 8:25:01 AM by ECL
Method Info : OVD-SOP#HPLC02: 8330PLUS-PETN Calibration 03/31/2021

Sample Info : 1

==========

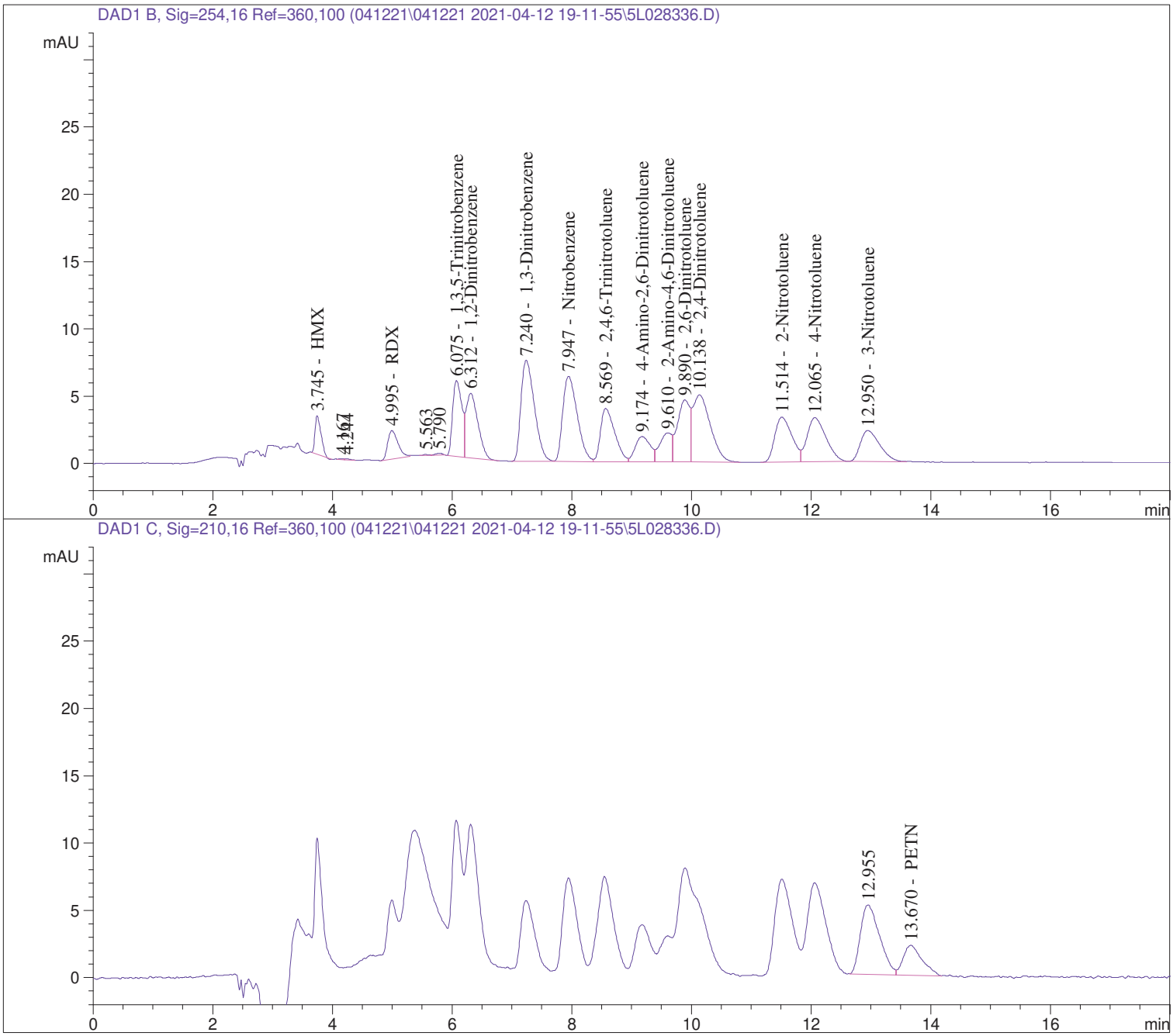

Data File C:\CHEM32\1\DATA\041221\041221 2021-04-12 19-11-55\5L028336.D
Sample Name: B1D0537-SRM1

==========

Acq. Operator : JWR
Seq. Line : 6
Acq. Instrument : HPLC5
Location : Vial 6
Injection Date : 4/12/2021 9:35:45 PM
Inj : 1
Inj Volume : 100 µl
Acq. Method : C:\Chem32\1\DATA\041221\041221 2021-04-12 19-11-55\8330PLUS-PETN.M
Last changed : 4/12/2021 7:11:51 PM by JWR
Analysis Method : C:\CHEM32\1\METHODS\8330PLUS-PETNDA.M
Last changed : 4/13/2021 8:25:01 AM by ECL
Method Info : OVD-SOP#HPLC02: 8330PLUS-PETN Calibration 03/31/2021

Sample Info : 1

==========

==========

External Standard Report

==========

Sorted By : Signal
Calib. Data Modified : 4/12/2021 8:36:52 AM
Multiplier : 1.0000
Dilution : 1.0000
Use Multiplier & Dilution Factor with ISTDs

Signal 1: DAD1 B, Sig=254,16 Ref=360,100

RetTime [min]	Type	Area [mAU*s]	Amt/Area	Amount [ug/L]	Grp	Name
3.745	BV	19.79597	6.10534	120.86120		HMX
4.995	BV	24.92004	5.39711	134.49609		RDX
6.075	BV	60.37608	2.62212	158.31320		1,3,5-Trinitrobenzene
6.312	VBA	66.53928	3.56204	237.01551		1,2-Dinitrobenzene
7.240	VV	117.76118	1.81315	213.51851		1,3-Dinitrobenzene
7.516		-	-	-		Tetryl
7.947	VV	106.75198	2.64394	282.24535		Nitrobenzene
8.569	VV	65.33439	2.51965	164.61967		2,4,6-Trinitrotoluene
9.174	VV	33.04580	4.42678	146.28633		4-Amino-2,6-Dinitrotoluene
9.610	VV	30.51523	3.01303	91.94326		2-Amino-4,6-Dinitrotoluene
9.890	VV	67.35239	3.84547	259.00170		2,6-Dinitrotoluene
10.138	VV	101.52518	1.82391	185.17308		2,4-Dinitrotoluene
11.514	VV	66.75574	4.52083	301.79120		2-Nitrotoluene
12.065	VV	72.12376	5.36456	386.91228		4-Nitrotoluene
12.950	VV	51.95190	4.00552	208.09462		3-Nitrotoluene

Totals : 2890.27201

Data File C:\CHEM32\1\DATA\041221\041221 2021-04-12 19-11-55\5L028336.D
Sample Name: B1D0537-SRM1

==========

Acq. Operator : JWR Seq. Line : 6
Acq. Instrument : HPLC5 Location : Vial 6
Injection Date : 4/12/2021 9:35:45 PM Inj : 1
Inj Volume : 100 µl
Acq. Method : C:\Chem32\1\DATA\041221\041221 2021-04-12 19-11-55\8330PLUS-PETN.M
Last changed : 4/12/2021 7:11:51 PM by JWR
Analysis Method : C:\CHEM32\1\METHODS\8330PLUS-PETNDA.M
Last changed : 4/13/2021 8:25:01 AM by ECL
Method Info : OVD-SOP#HPLC02: 8330PLUS-PETN Calibration 03/31/2021

Sample Info : 1

==========

Signal 2: DAD1 C, Sig=210,16 Ref=360,100

RetTime [min]	Type	Area [mAU*s]	Amt/Area	Amount [ug/L]	Grp	Name
13.670	VV	48.80746	3.82336	186.60861		PETN

Totals : 186.60861

1 Warnings or Errors :

Warning : Calibrated compound(s) not found

==========

*** End of Report ***

MICROBAC®

Section D:
HPLC Organics
EPA 8330B
Calibration Raw Data

Microbac Laboratories, Inc.
158 Starlite Drive | Marietta, OH 45750 | 800.373.4071 | www.microbac.com

Calibration Table

General Calibration Setting

Calib. Data Modified : 5/26/2020 11:34:42 AM
Signals calculated separately : No

Rel. Reference Window : 0.000 %
Abs. Reference Window : 0.400 min
Rel. Non-ref. Window : 0.000 %
Abs. Non-ref. Window : 0.500 min
Uncalibrated Peaks : not reported
Partial Calibration : Yes, identified peaks are recalibrated
Correct All Ret. Times: Yes, even for non-identified peaks

Curve Type : Linear
Origin : Ignored
Weight : Linear (Resp)

Recalibration Settings:
Average Response : Average all calibrations
Average Retention Time: Floating Average New 75%

Calibration Report Options :
Printout of recalibrations within a sequence:
Calibration Table after Recalibration
Normal Report after Recalibration
If the sequence is done with bracketing:
Results of first cycle (ending previous bracket)

Signal Details

Signal 1: DAD1 B, Sig=254,16 Ref=360,100

Overview Table

RT	Sig	Lvl	Amount [ug/L]	Area	Rsp.Factor	Ref	ISTD	#	Compound
8.290	1	1	25.00000	4.55983	5.48266	No	No		HMX
		2	50.00000	8.59014	5.82063				
		3	100.00000	17.72811	5.64076				
		4	500.00000	86.33477	5.79141				
		5	1000.00000	171.94545	5.81580				

RT	Sig	Lvl	Amount [ug/L]	Area	Rsp.Factor	Ref	ISTD	#	Compound
		6	2500.00000	428.47488	5.83465				
12.033	1	1	25.00000	5.49822	4.54693	No	No		RDX
		2	50.00000	10.11922	4.94109				
		3	100.00000	20.49952	4.87816				
		4	500.00000	100.80367	4.96014				
		5	1000.00000	201.20566	4.97004				
		6	2500.00000	500.68655	4.99314				
12.642	1	1	25.00000	10.80838	2.31302	No	No		1,3,5-Trinitrobenzene
		2	50.00000	20.98523	2.38263				
		3	100.00000	43.20411	2.31459				
		4	500.00000	213.02892	2.34710				
		5	1000.00000	426.40009	2.34522				
		6	2500.00000	1065.04968	2.34731				
14.391	1	1	25.00000	7.02865	3.55687	No	No		1,2-Dinitrobenzene
		2	50.00000	13.74939	3.63653				
		3	100.00000	27.84894	3.59080				
		4	500.00000	137.98888	3.62348				
		5	1000.00000	276.46405	3.61711				
		6	2500.00000	689.60968	3.62524				
15.317	1	1	25.00000	15.34164	1.62955	No	No		1,3-Dinitrobenzene
		2	50.00000	30.39178	1.64518				
		3	100.00000	61.82535	1.61746				
		4	500.00000	305.89868	1.63453				
		5	1000.00000	614.81000	1.62652				
		6	2500.00000	1533.50391	1.63025				
16.306	1	1	25.00000	9.81375	2.54745	No	No		Nitrobenzene
		2	50.00000	19.53568	2.55942				
		3	100.00000	39.36367	2.54041				
		4	500.00000	195.86331	2.55280				
		5	1000.00000	397.86096	2.51344				
		6	2500.00000	991.68536	2.52096				
20.113	1	1	25.00000	10.69083	2.33845	No	No		2,4,6-Trinitrotoluene
		2	50.00000	21.06376	2.37374				
		3	100.00000	42.36985	2.36017				
		4	500.00000	208.30046	2.40038				
		5	1000.00000	417.60361	2.39462				
		6	2500.00000	1041.68408	2.39996				
20.876	1	1	25.00000	7.73860	3.23056	No	No		Tetryl
		2	50.00000	15.04712	3.32289				
		3	100.00000	31.10726	3.21468				
		4	500.00000	155.97896	3.20556				
		5	1000.00000	316.37909	3.16077				
		6	2500.00000	791.81873	3.15729				
22.714	1	1	25.00000	6.48418	3.85554	No	No		2,6-Dinitrotoluene
		2	50.00000	13.85075	3.60991				
		3	100.00000	26.55997	3.76507				
		4	500.00000	132.72685	3.76714				
		5	1000.00000	265.60324	3.76501				
		6	2500.00000	662.83899	3.77166				
24.095	1	1	25.00000	13.84932	1.80514	No	No		2,4-Dinitrotoluene
		2	50.00000	27.61954	1.81031				
		3	100.00000	54.96014	1.81950				
		4	500.00000	272.27872	1.83635				
		5	1000.00000	546.07117	1.83126				
		6	2500.00000	1362.37354	1.83503				
25.695	1	1	25.00000	5.64298	4.43028	No	No		2-Nitrotoluene
		2	50.00000	11.07605	4.51424				

RT	Sig	Lvl	Amount [ug/L]	Area	Rsp.Factor	Ref	ISTD	#	Compound
		3	100.00000	22.15261	4.51414				
		4	500.00000	109.20608	4.57850				
		5	1000.00000	219.98378	4.54579				
		6	2500.00000	548.12421	4.56101				
27.991	1	1	25.00000	4.57269	5.46725	No	No		4-Nitrotoluene
		2	50.00000	9.05276	5.52318				
		3	100.00000	18.84663	5.30599				
		4	500.00000	92.13303	5.42694				
		5	1000.00000	184.40814	5.42275				
		6	2500.00000	461.72644	5.41446				
29.965	1	1	25.00000	6.45928	3.87040	No	No		3-Nitrotoluene
		2	50.00000	12.39429	4.03411				
		3	100.00000	25.40337	3.93649				
		4	500.00000	125.13012	3.99584				
		5	1000.00000	251.68024	3.97330				
		6	2500.00000	624.86481	4.00087				
30.801	1	1	25.00000	5.76194	4.33881	No	No		4-Amino-2,6-Dinitrotoluene
		2	50.00000	11.93306	4.19004				
		3	100.00000	24.24184	4.12510				
		4	500.00000	118.99924	4.20171				
		5	1000.00000	238.25264	4.19723				
		6	2500.00000	594.41583	4.20581				
33.445	1	1	25.00000	9.12299	2.74033	No	No		2-Amino-4,6-Dinitrotoluene
		2	50.00000	17.96931	2.78252				
		3	100.00000	36.81779	2.71608				
		4	500.00000	181.15440	2.76008				
		5	1000.00000	362.75046	2.75672				
		6	2500.00000	904.14398	2.76505				

Peak Sum Table

No Entries in table

Calibration Curve

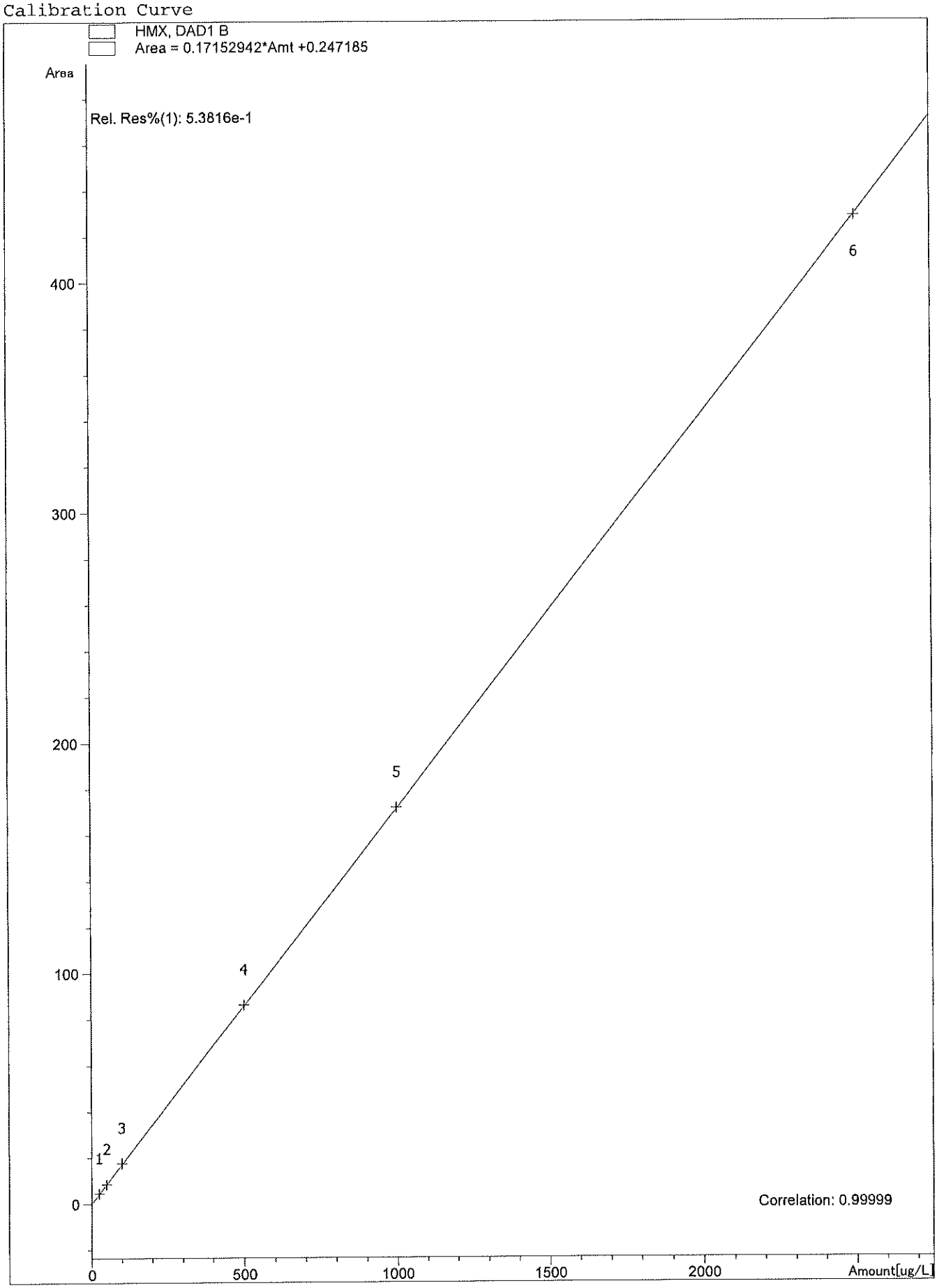

Print of window 66: Calibration Curve

Calibration Curve

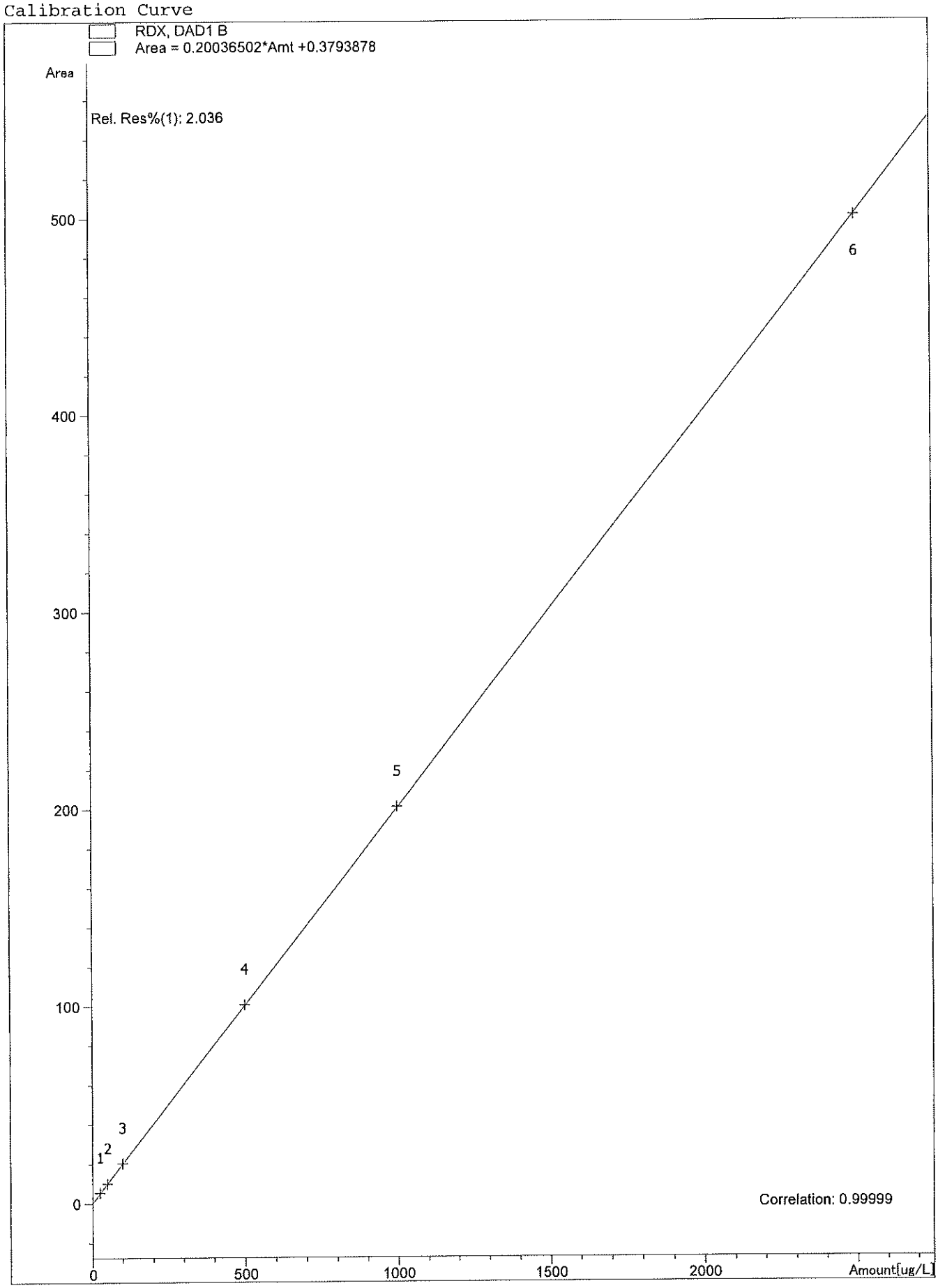

Print of window 66: Calibration Curve

Calibration Curve

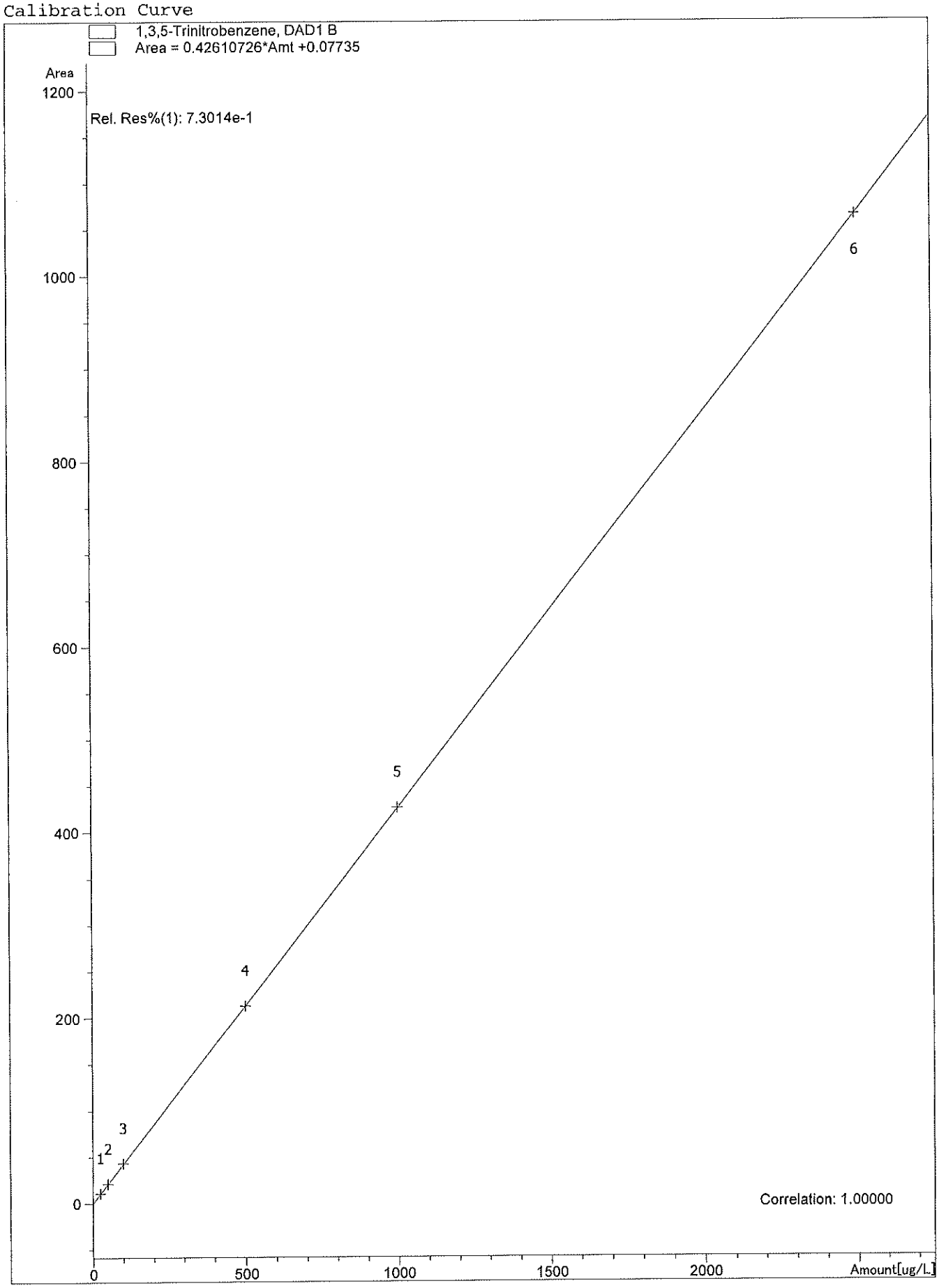

Calibration Curve

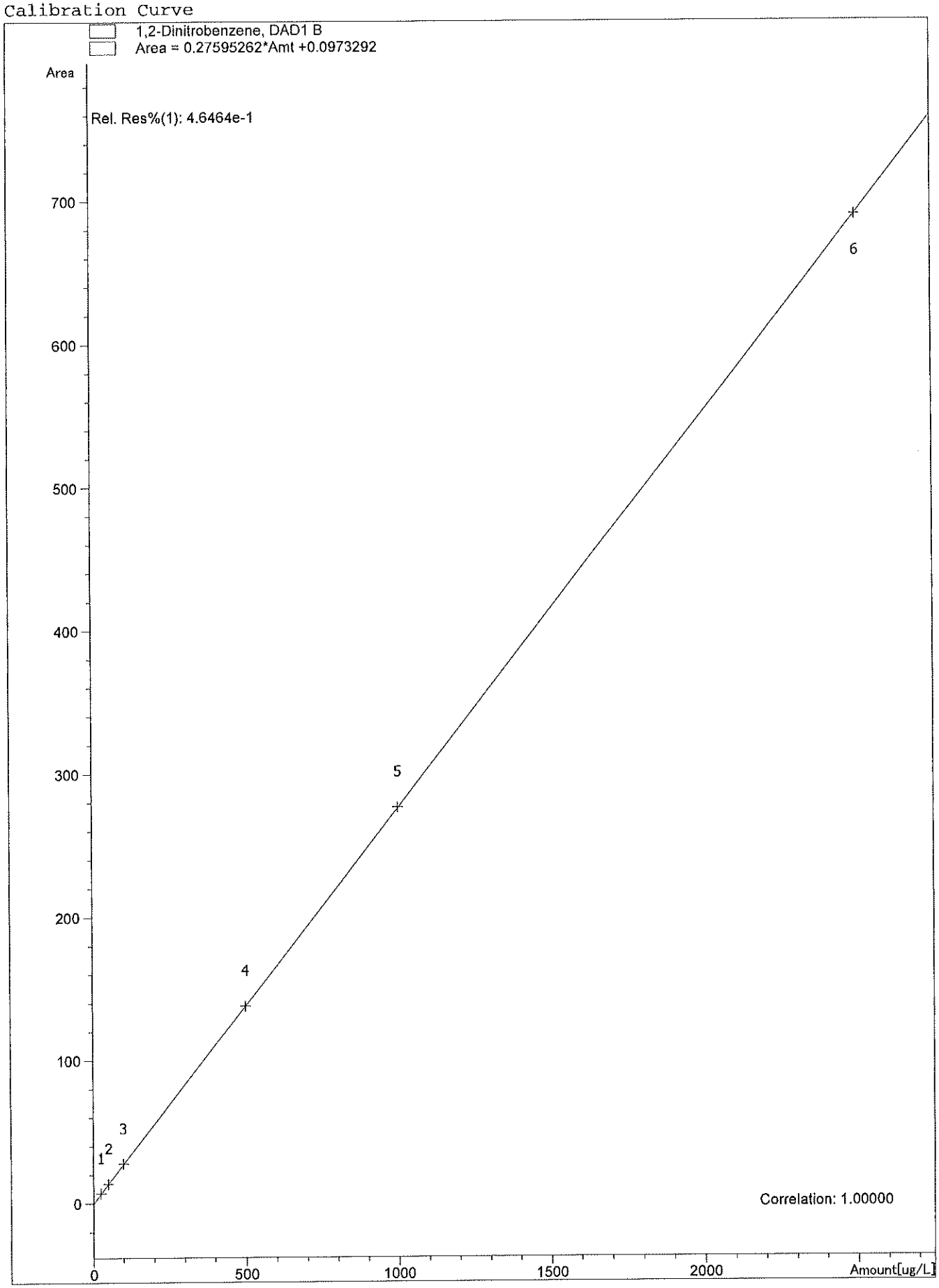

Print of window 66: Calibration Curve

Calibration Curve

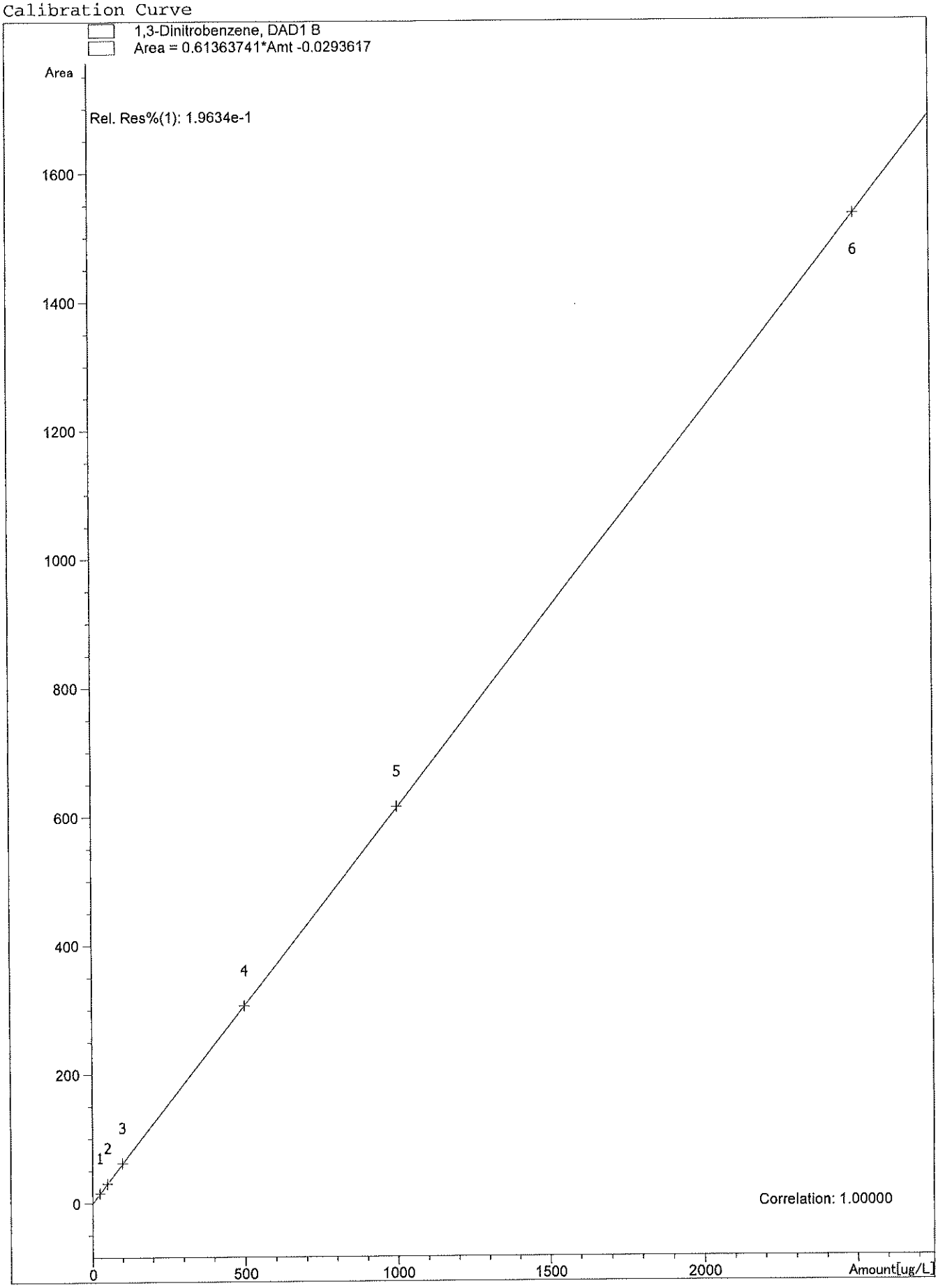

Print of window 66: Calibration Curve

Calibration Curve

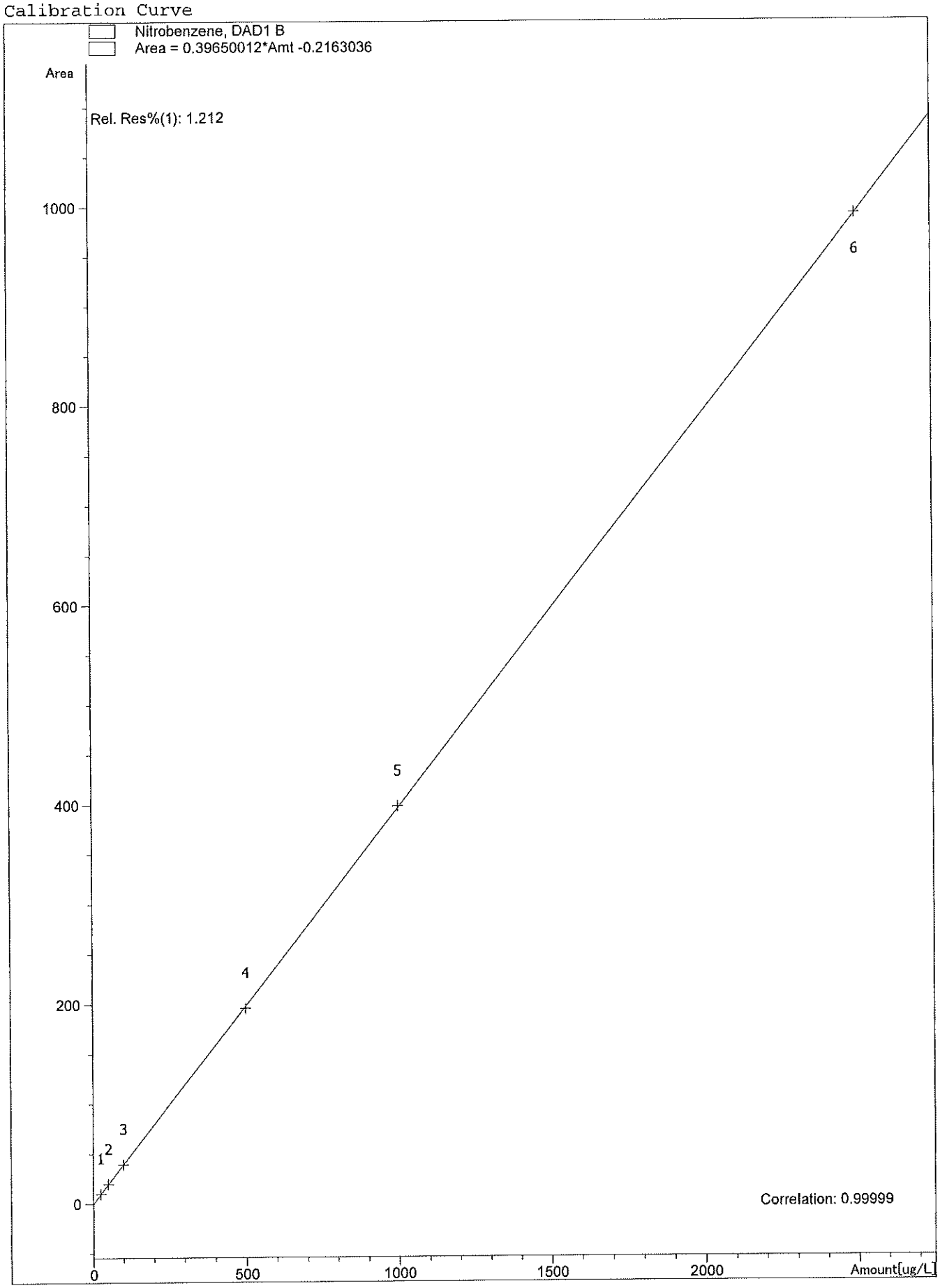

Print of window 66: Calibration Curve

Calibration Curve

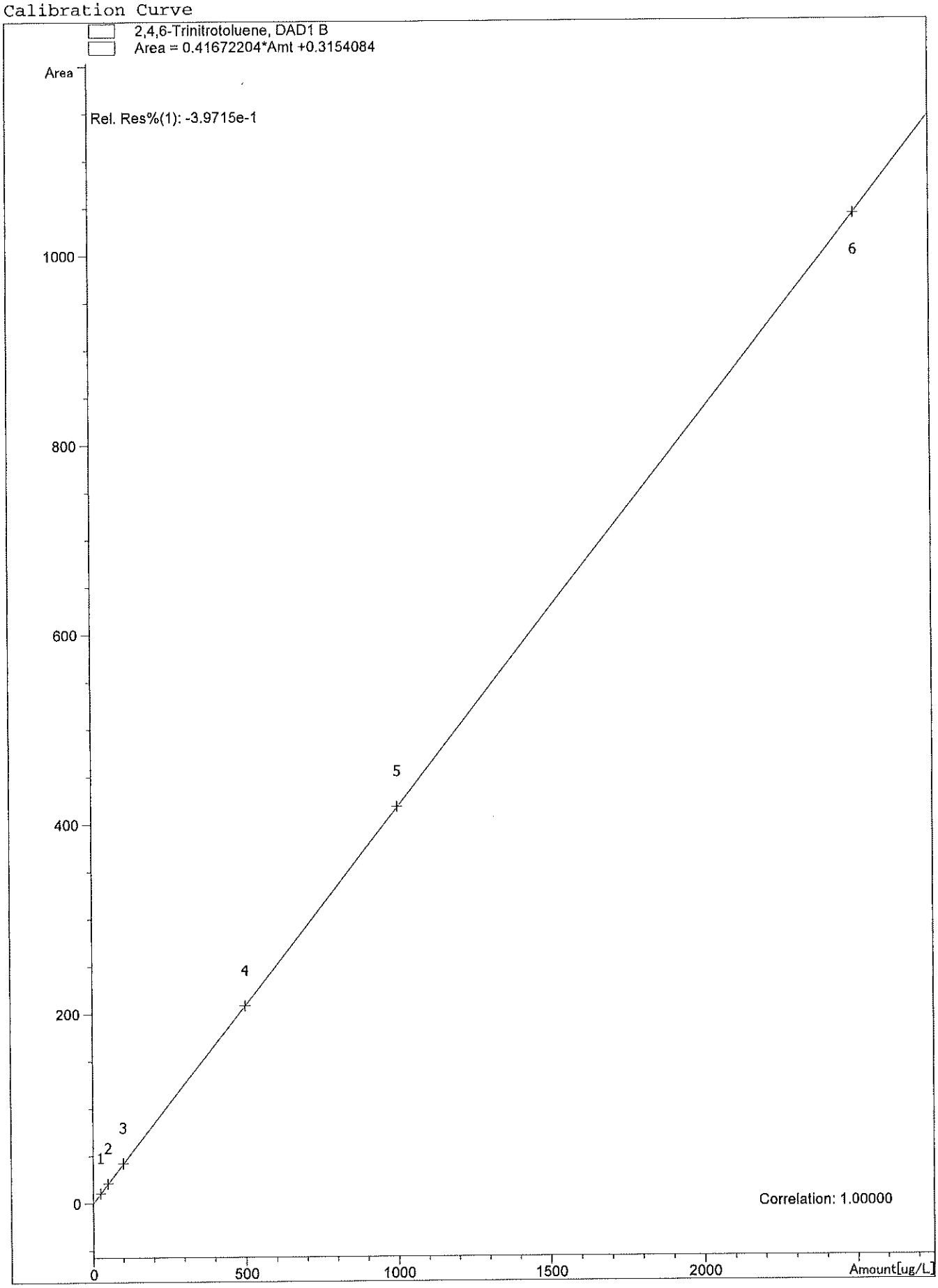

Print of window 66: Calibration Curve

Calibration Curve

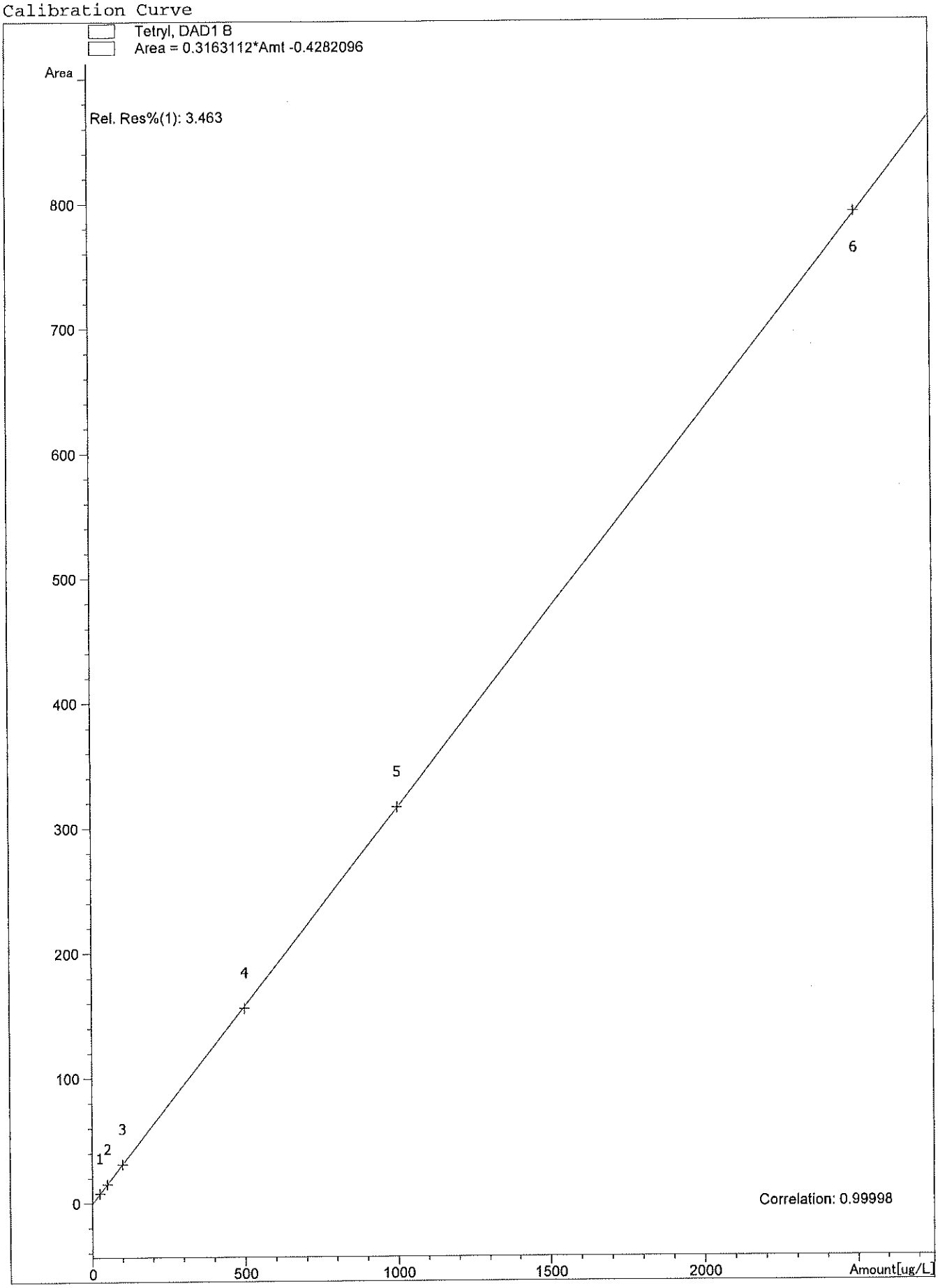

Calibration Curve

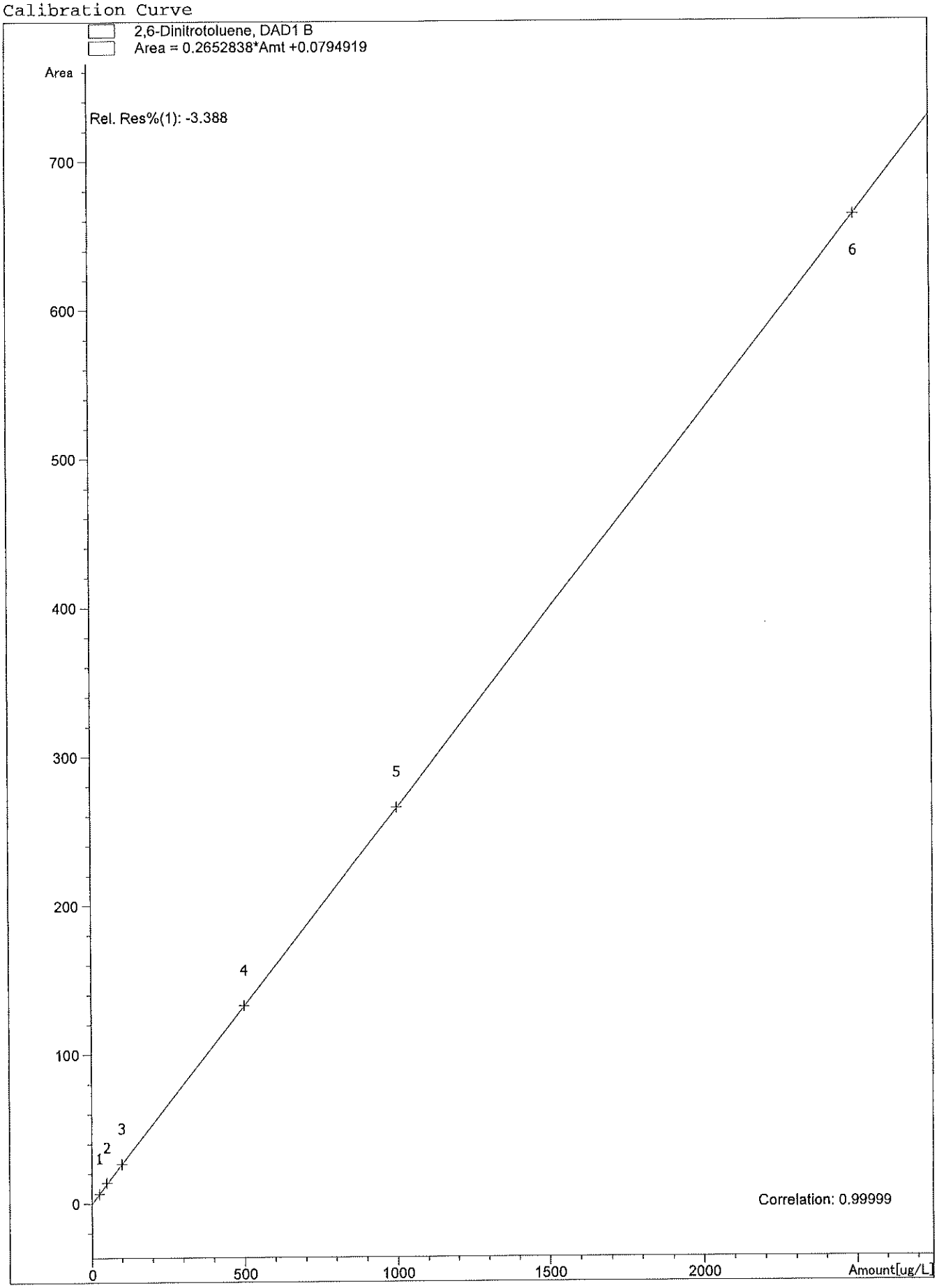

Calibration Curve

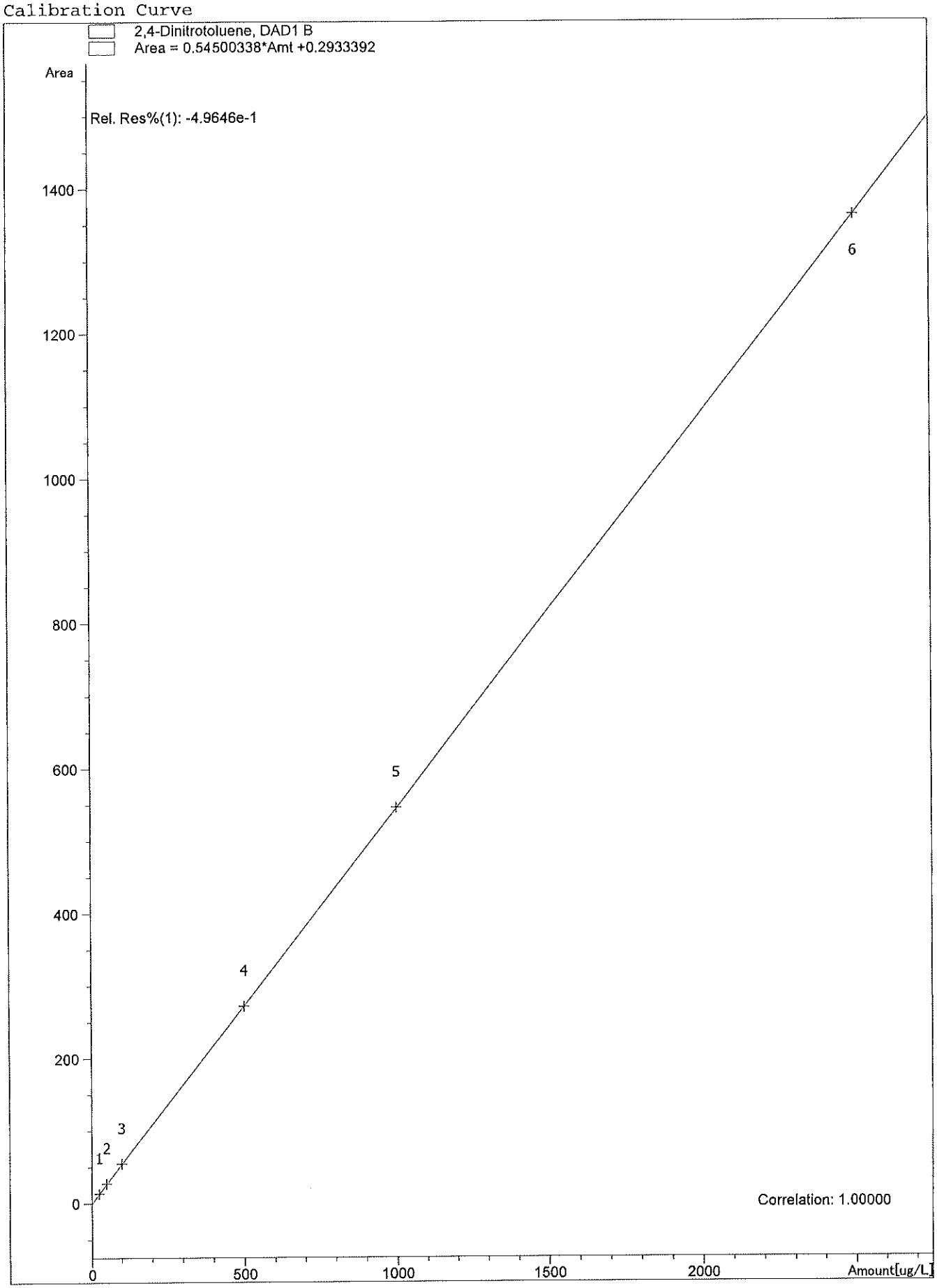

Calibration Curve

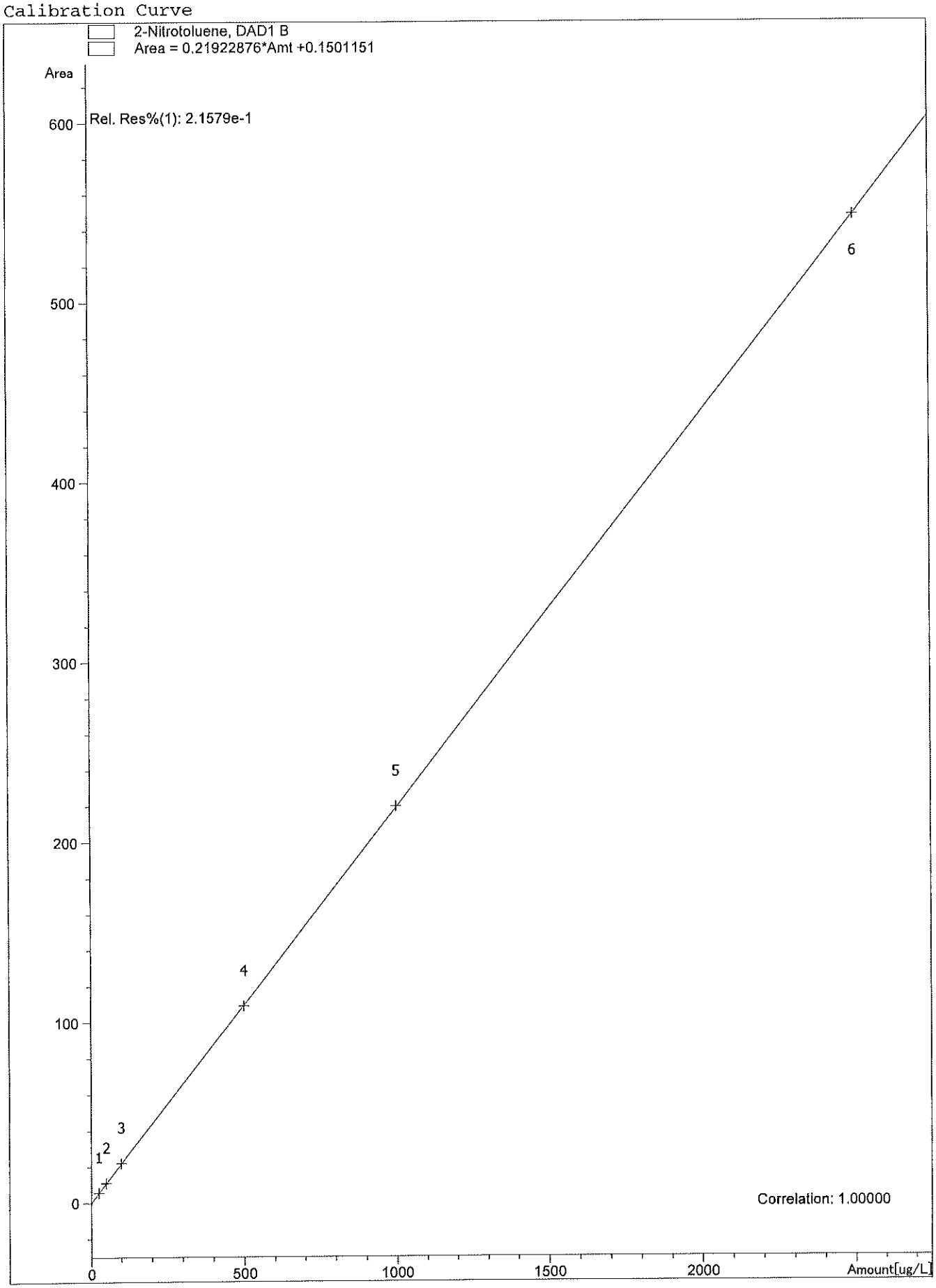

Calibration Curve

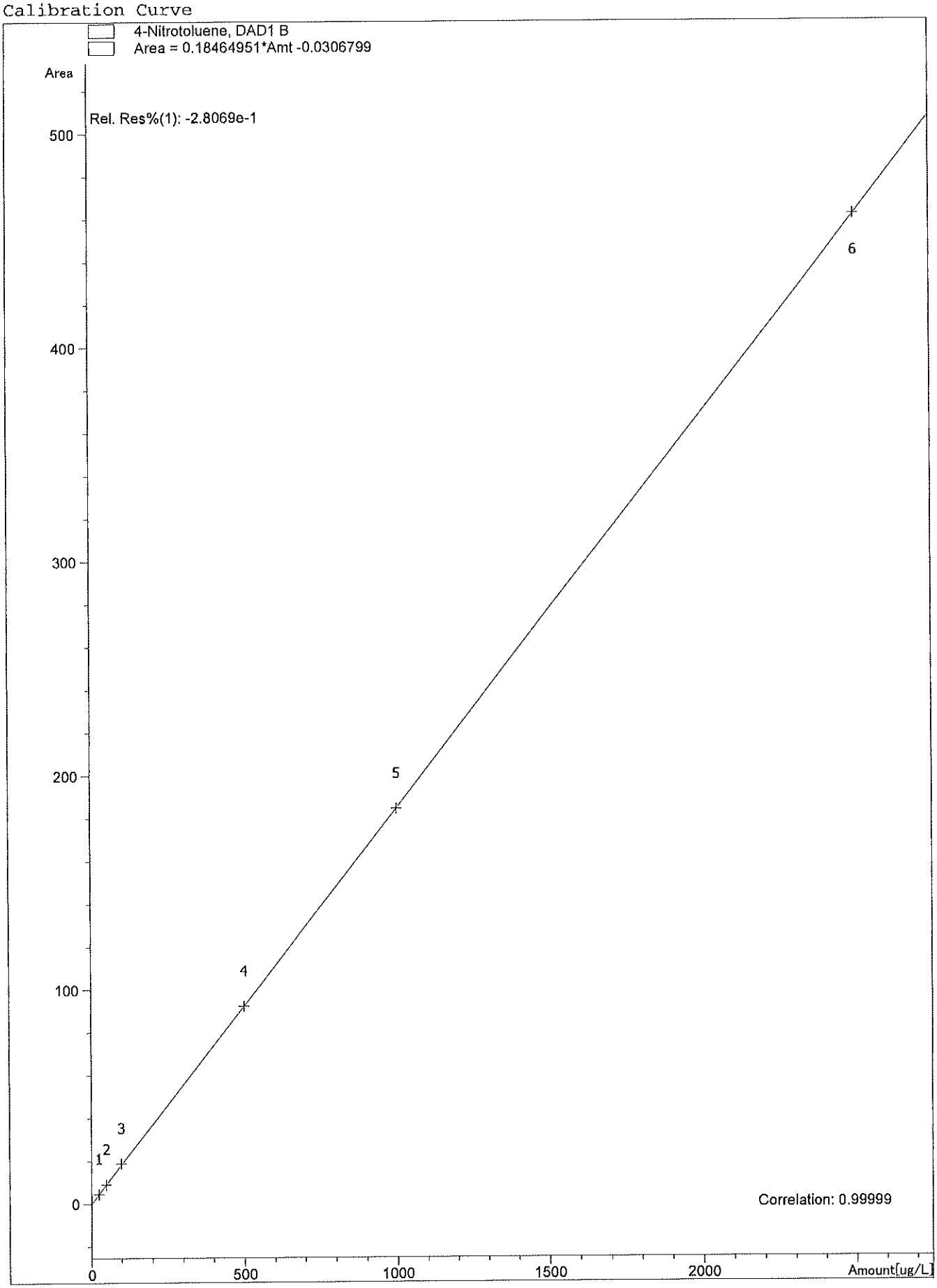

Calibration Curve

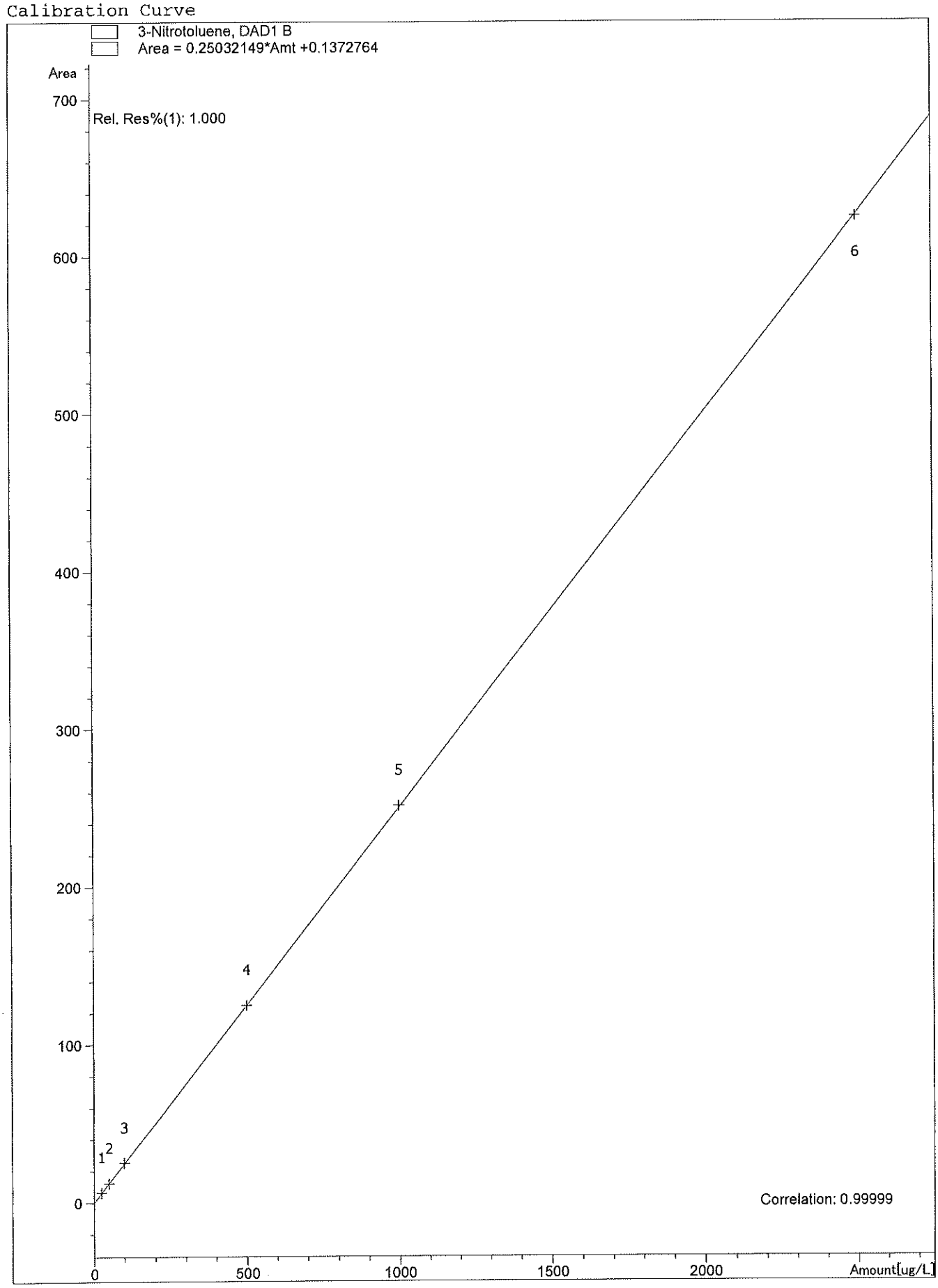

Calibration Curve

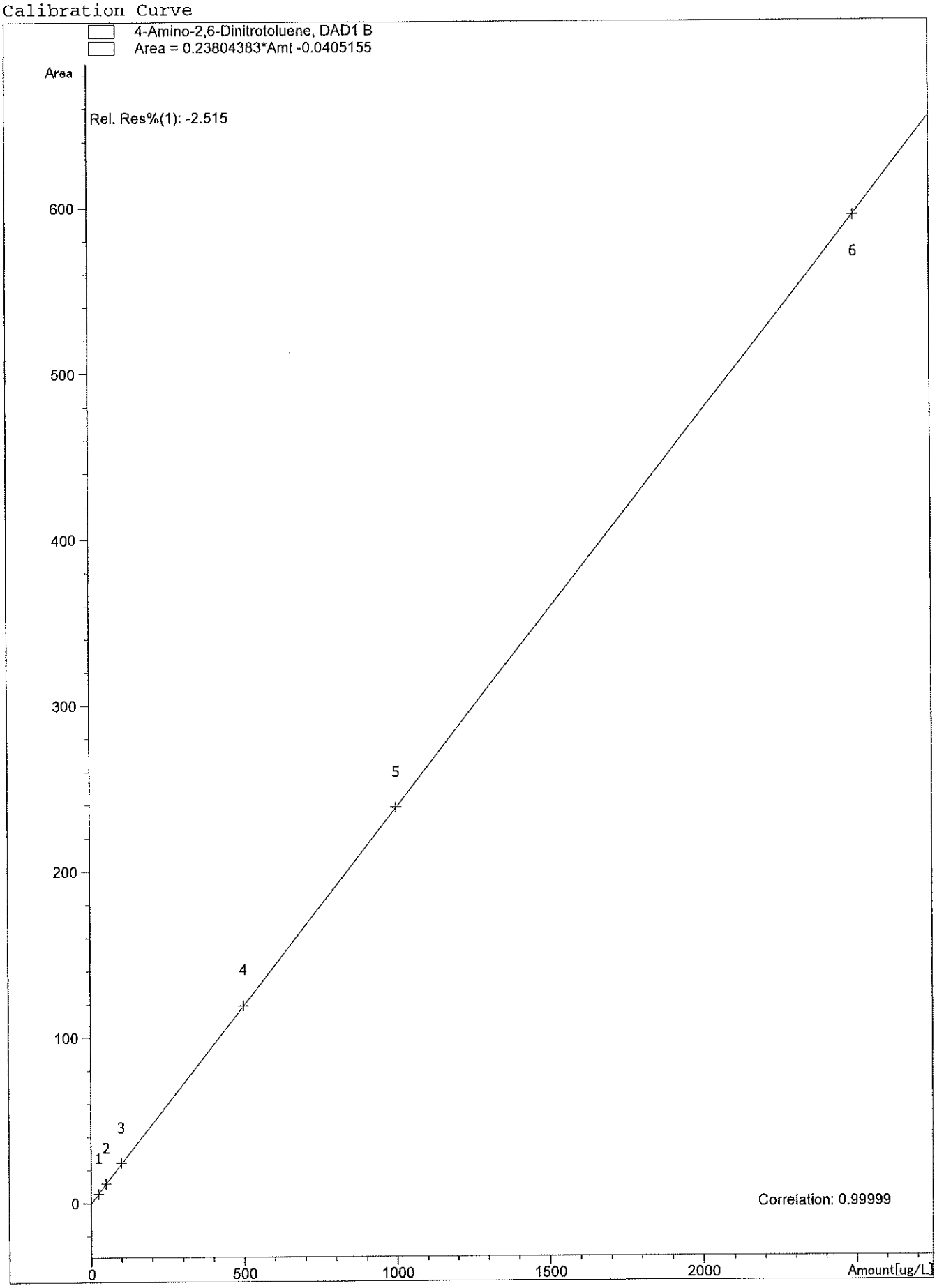

Calibration Curve

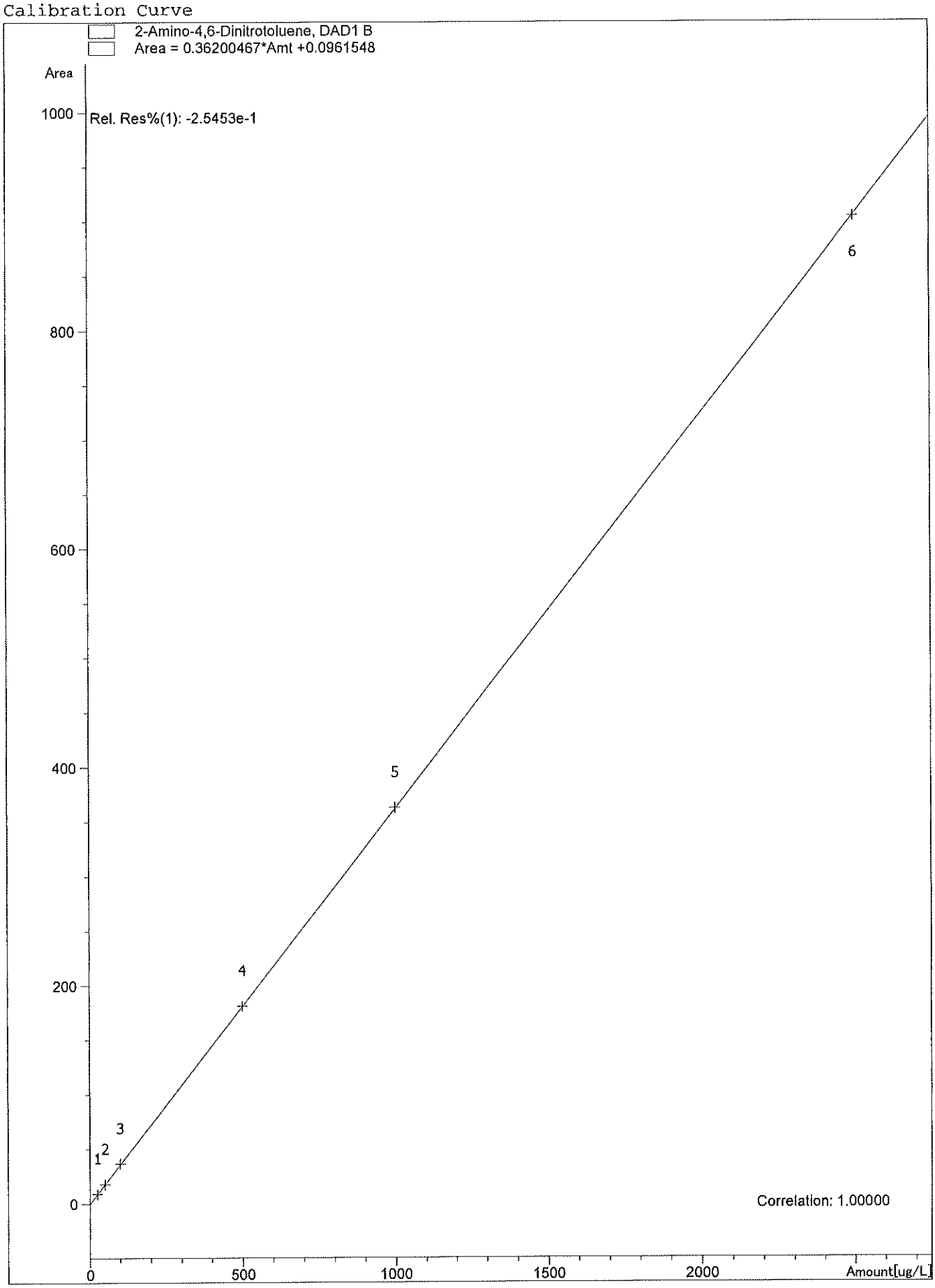

Method C:\CHEM32\1\METHODS\8330PLUS-PETNDA.M

CAL-ID: 21B0020

==========

Calibration Table

==========

OVD-SOP#HPLC02: 8330PLUS-PETN Calibration 02/16/2021

Calib. Data Modified : Wednesday, February 17, 2021 11:52:04 AM

Calculate : External Standard
Based on : Peak Area

Rel. Reference Window : 0.000 %
Abs. Reference Window : 0.250 min
Rel. Non-ref. Window : 0.000 %
Abs. Non-ref. Window : 0.250 min
Use Multiplier & Dilution Factor with ISTDs
Uncalibrated Peaks : not reported
Partial Calibration : No recalibration if peaks missing

Curve Type : Linear
Origin : Ignored
Weight : Linear (Amnt)

Recalibration Settings:
Average Response : Average all calibrations
Average Retention Time: Floating Average New 75%

Calibration Report Options :
Printout of recalibrations within a sequence:
Calibration Table after Recalibration
Normal Report after Recalibration
If the sequence is done with bracketing:
Results of first cycle (ending previous bracket)

Signal 1: DAD1 B, Sig=254,16 Ref=360,100
Signal 2: DAD1 C, Sig=210,16 Ref=360,100

RetTime [min]	Lvl	Sig	Amount [ug/L]	Area	Amt/Area	Ref	Grp	Name
3.792	1	1	25.00000	4.51609	5.53576			HMX
		2	50.00000	8.18756	6.10682			
		3	100.00000	15.93051	6.27726			
		4	500.00000	79.50555	6.28887			
		5	1000.00000	161.04153	6.20958			
		6	2500.00000	400.04810	6.24925			
5.051	1	1	25.00000	3.53526	7.07161			RDX
		2	50.00000	7.83001	6.38569			
		3	100.00000	17.24738	5.79798			
		4	500.00000	96.88911	5.16054			
		5	1000.00000	195.03403	5.12731			
		6	2500.00000	487.12939	5.13211			
6.159	1	1	25.00000	9.39342	2.66144			1,3,5-Trinitrobenzene

RetTime [min]	Lvl	Amount [ug/L]	Area	Amt/Area	Ref	Grp	Name
	2	50.00000	18.98480	2.63369			
	3	100.00000	37.99035	2.63225			
	4	500.00000	189.20905	2.64258			
	5	1000.00000	379.84180	2.63267			
	6	2500.00000	941.38965	2.65565			
6.402	1	25.00000	6.90801	3.61899			1,2-Dinitrobenzene
	2	50.00000	13.85539	3.60870			
	3	100.00000	27.79845	3.59732			
	4	500.00000	138.80054	3.60229			
	5	1000.00000	279.58441	3.57674			
	6	2500.00000	692.22449	3.61155			
7.325	1	25.00000	14.25504	1.75377			1,3-Dinitrobenzene
	2	50.00000	28.10839	1.77883			
	3	100.00000	56.37719	1.77377			
	4	500.00000	281.18637	1.77818			
	5	1000.00000	565.18854	1.76932			
	6	2500.00000	1396.80042	1.78980			
7.630	1	25.00000	7.84861	3.18528			Tetryl
	2	50.00000	15.54241	3.21700			
	3	100.00000	31.56302	3.16826			
	4	500.00000	156.66066	3.19161			
	5	1000.00000	315.70645	3.16750			
	6	2500.00000	779.10834	3.20880			
8.014	1	25.00000	9.42899	2.65140			Nitrobenzene
	2	50.00000	19.01411	2.62963			
	3	100.00000	38.23725	2.61525			
	4	500.00000	190.24303	2.62822			
	5	1000.00000	381.54041	2.62095			
	6	2500.00000	944.93933	2.64567			
8.713	1	25.00000	9.92831	2.51805			2,4,6-Trinitrotoluene
	2	50.00000	19.82977	2.52146			
	3	100.00000	39.48695	2.53248			
	4	500.00000	196.03940	2.55051			
	5	1000.00000	394.18430	2.53688			
	6	2500.00000	971.21545	2.57409			
9.316	1	25.00000	5.84334	4.27837			4-Amino-2,6-Dinitrotoluene
	2	50.00000	11.42356	4.37692			
	3	100.00000	22.82393	4.38137			
	4	500.00000	112.90280	4.42859			
	5	1000.00000	228.58629	4.37472			
	6	2500.00000	565.30713	4.42237			
9.771	1	25.00000	8.24809	3.03101			2-Amino-4,6-Dinitrotoluene
	2	50.00000	16.12240	3.10128			
	3	100.00000	32.58117	3.06926			
	4	500.00000	161.09799	3.10370			
	5	1000.00000	327.33414	3.05498			
	6	2500.00000	812.19672	3.07807			
10.028	1	25.00000	6.78436	3.68495			2,6-Dinitrotoluene
	2	50.00000	13.37027	3.73964			
	3	100.00000	26.38984	3.78934			

RetTime [min]	Lvl Sig		Amount [ug/L]	Area	Amt/Area	Ref	Grp	Name
		4	500.00000	130.55708	3.82974			
		5	1000.00000	262.19235	3.81399			
		6	2500.00000	645.06622	3.87557			
10.317	1	1	25.00000	14.24895	1.75451			2,4-Dinitrotoluene
		2	50.00000	27.79248	1.79905			
		3	100.00000	55.42801	1.80414			
		4	500.00000	274.03061	1.82461			
		5	1000.00000	554.84265	1.80231			
		6	2500.00000	1373.85400	1.81970			
11.626	1	1	25.00000	5.48305	4.55951			2-Nitrotoluene
		2	50.00000	10.89285	4.59017			
		3	100.00000	22.33757	4.47676			
		4	500.00000	109.27006	4.57582			
		5	1000.00000	218.49843	4.57669			
		6	2500.00000	541.85254	4.61380			
12.205	1	1	25.00000	4.53225	5.51603			4-Nitrotoluene
		2	50.00000	8.99146	5.56083			
		3	100.00000	18.76105	5.33019			
		4	500.00000	92.35337	5.41399			
		5	1000.00000	183.68279	5.44417			
		6	2500.00000	455.22443	5.49180			
13.092	1	1	25.00000	6.22768	4.01433			3-Nitrotoluene
		2	50.00000	12.04269	4.15189			
		3	100.00000	24.74515	4.04120			
		4	500.00000	123.39902	4.05190			
		5	1000.00000	246.68472	4.05376			
		6	2500.00000	612.24445	4.08334			
13.972	2	1	25.00000	6.73878	3.70987			PETN
		2	50.00000	11.97558	4.17516			
		3	100.00000	23.42405	4.26912			
		4	500.00000	122.52049	4.08095			
		5	1000.00000	247.46407	4.04099			
		6	2500.00000	613.85156	4.07265			

1 Warnings or Errors :

Warning : Overlapping peak time windows at 6.159 min, signal 1

==========

Peak Sum Table

==========

No Entries in table

==========

Calibration Curve

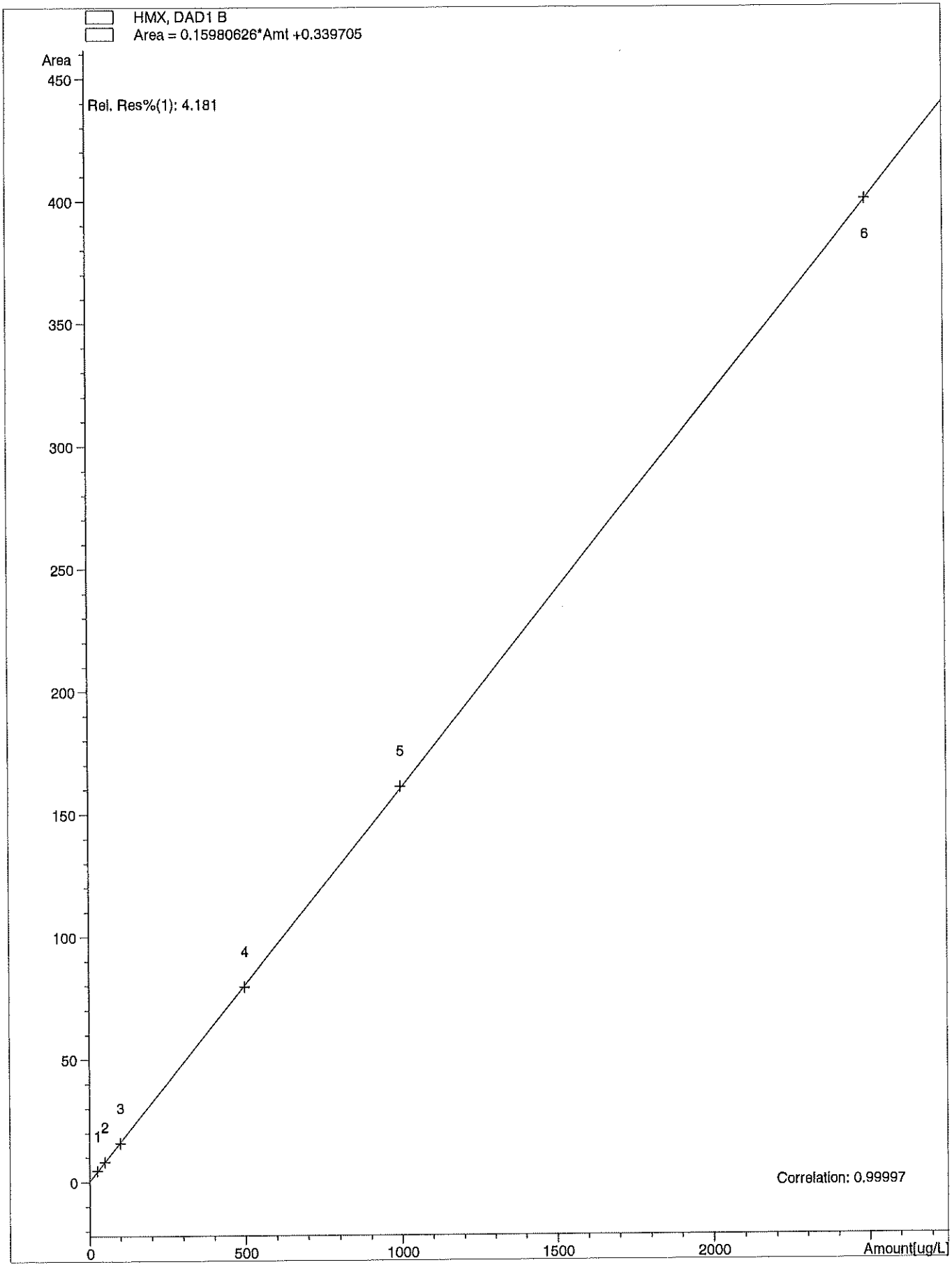

Calibration Curve

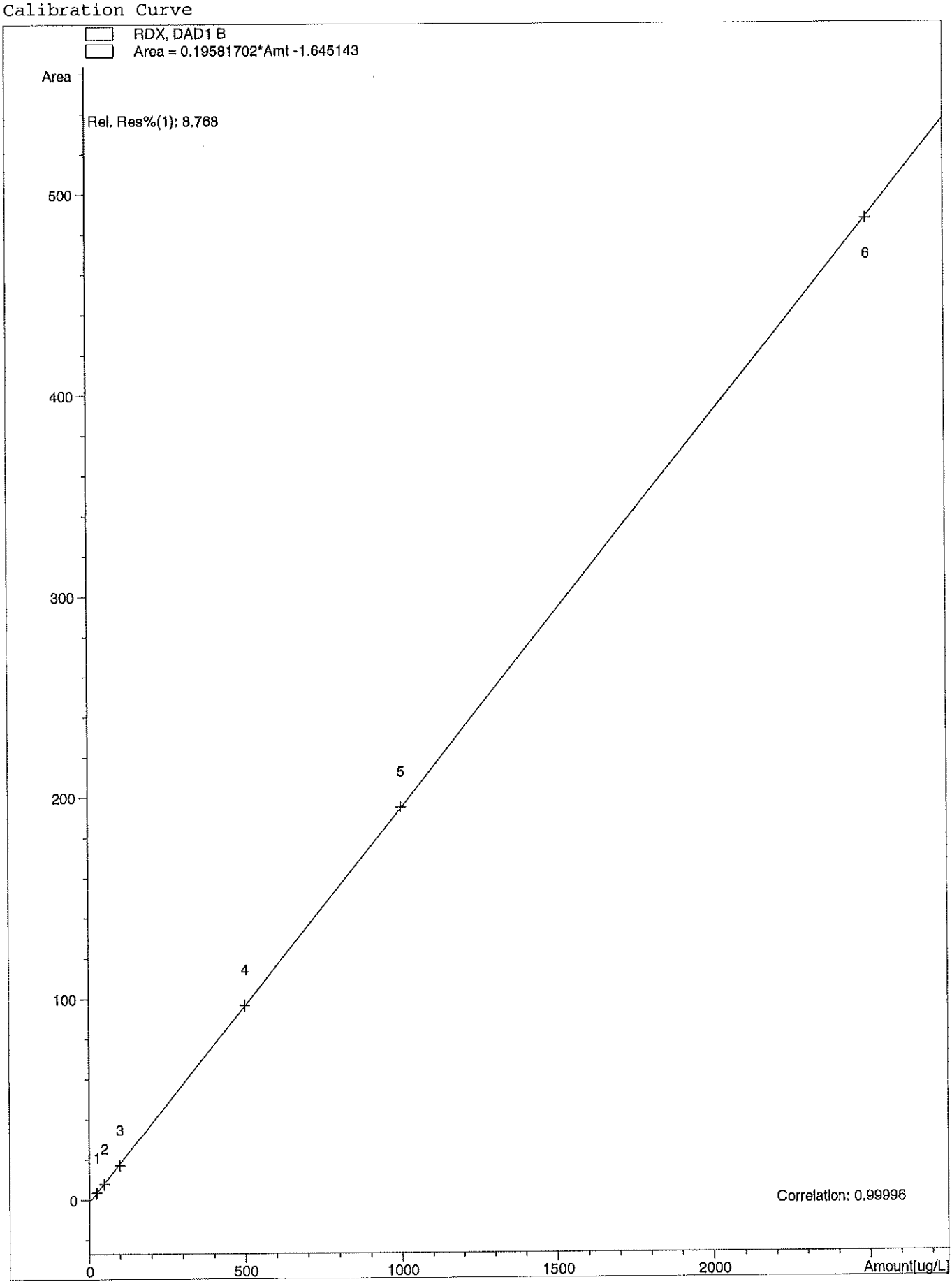

Calibration Curve

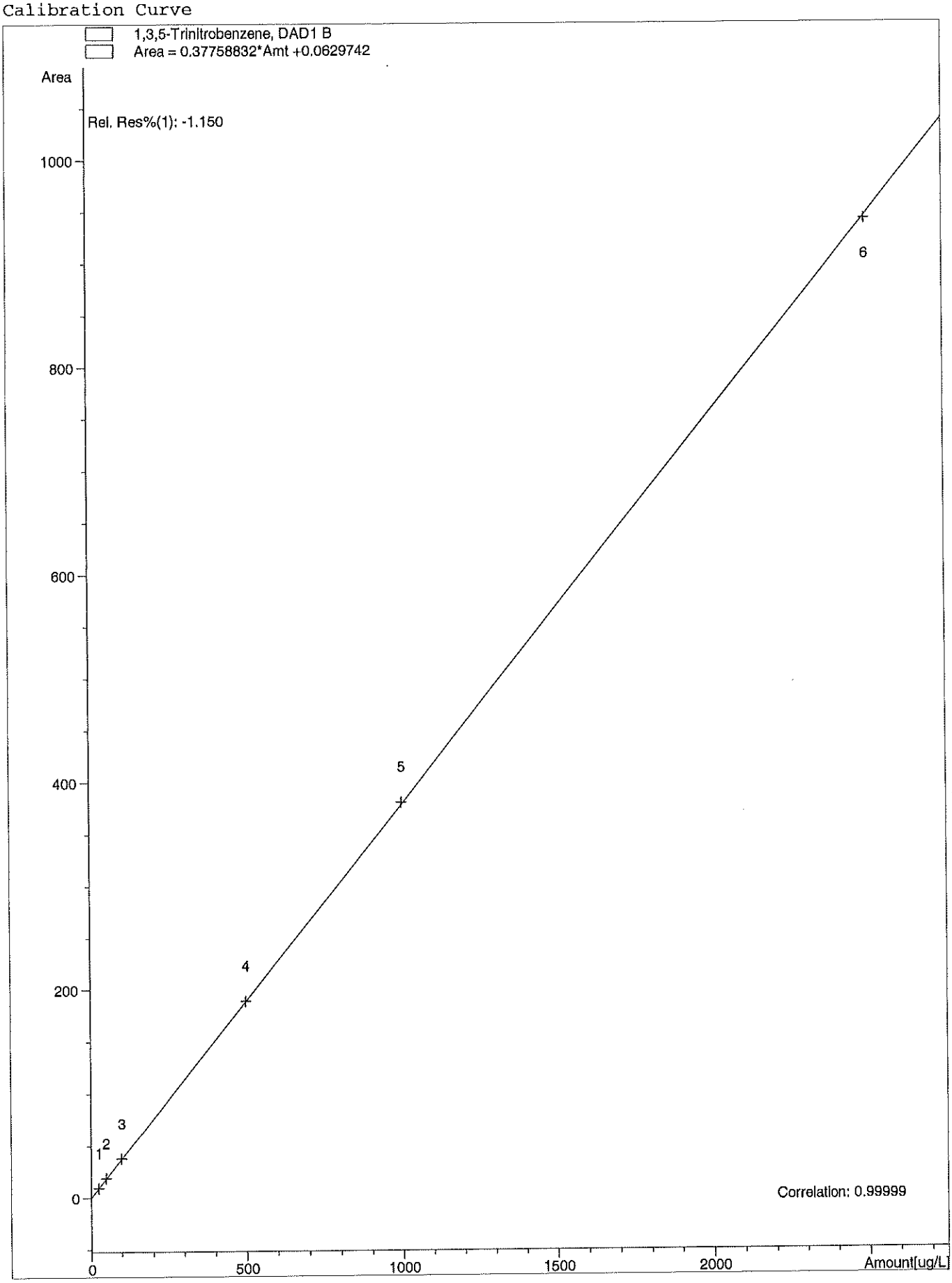

Calibration Curve

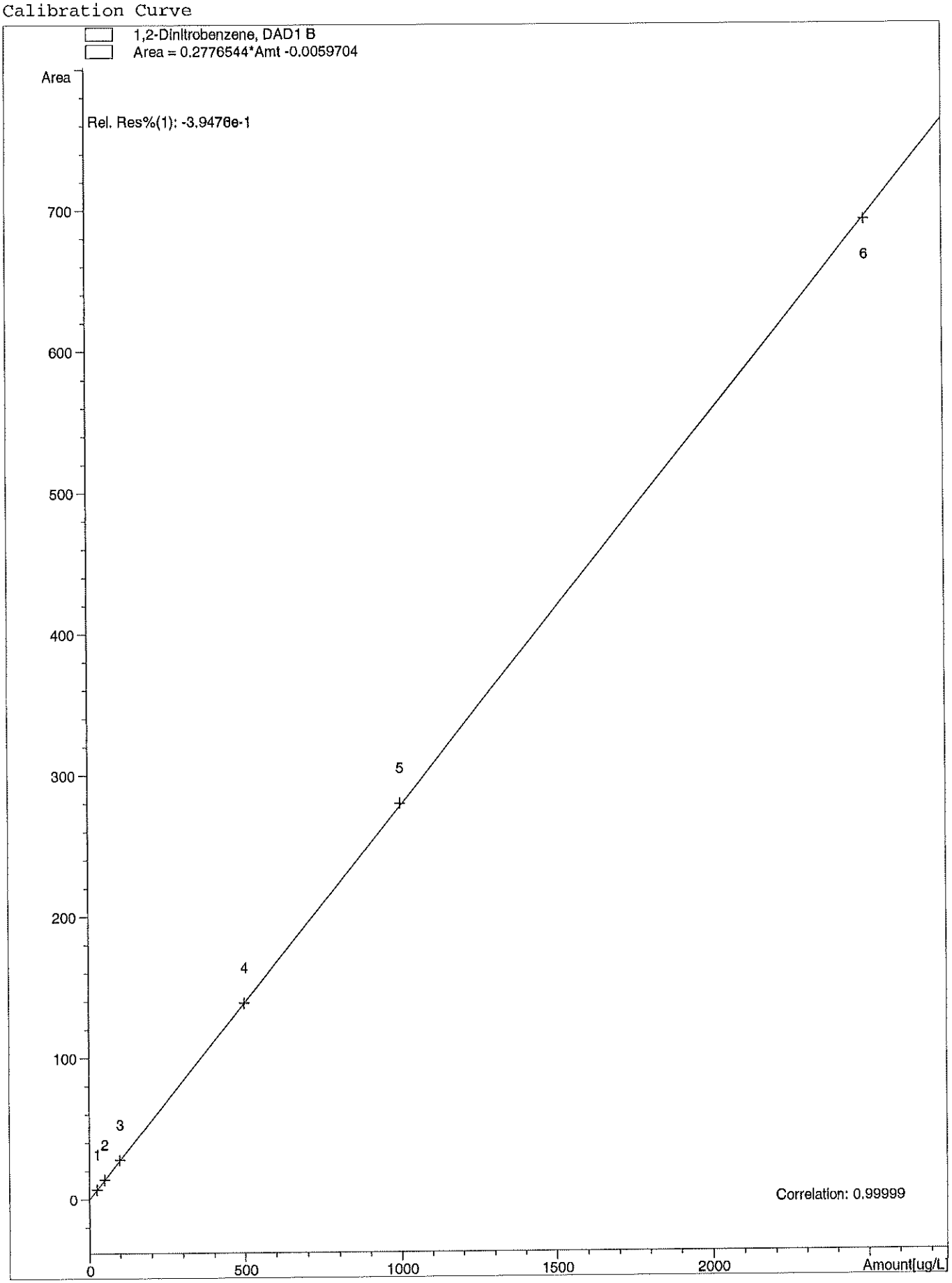

Calibration Curve

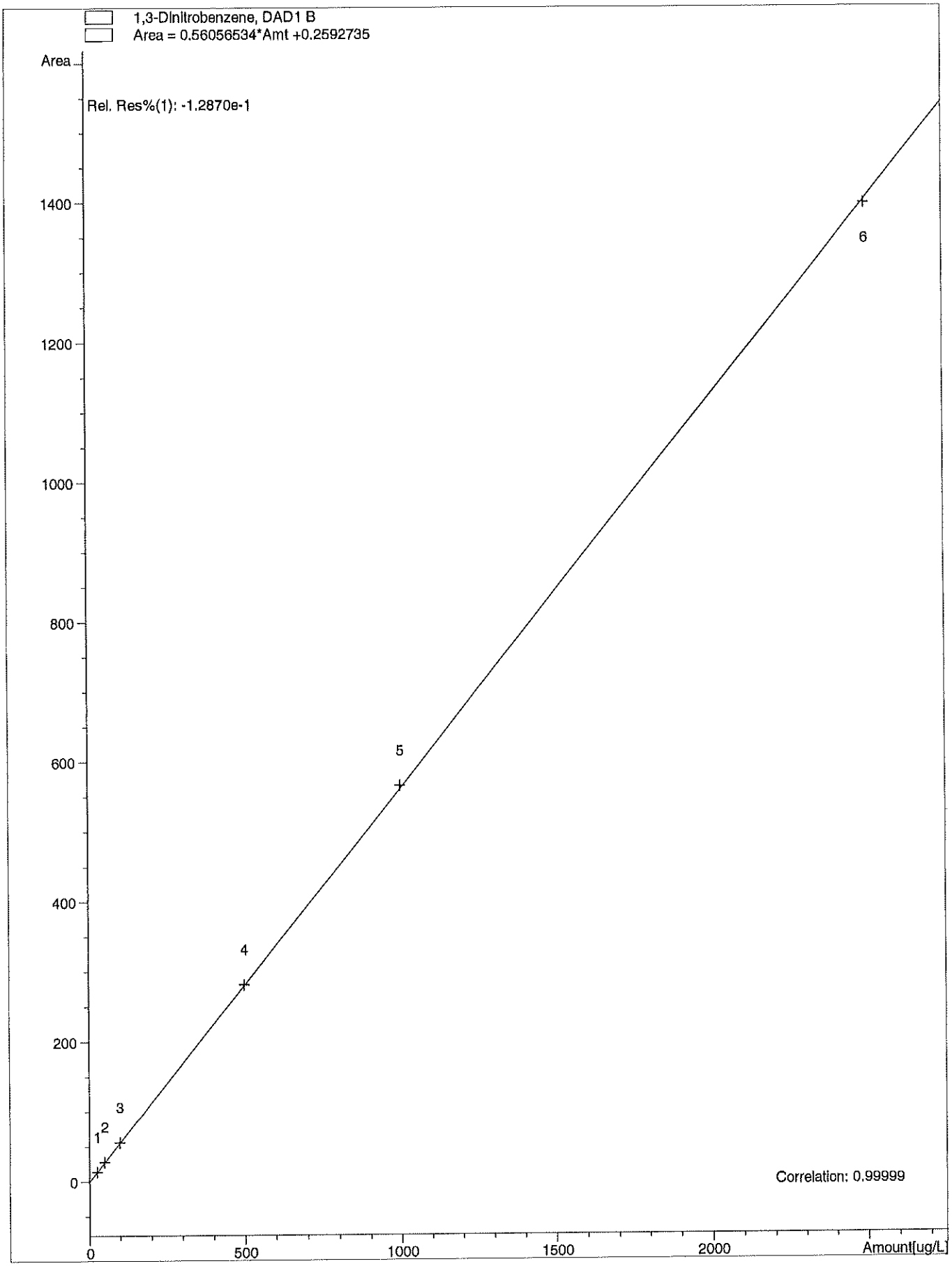

Calibration Curve

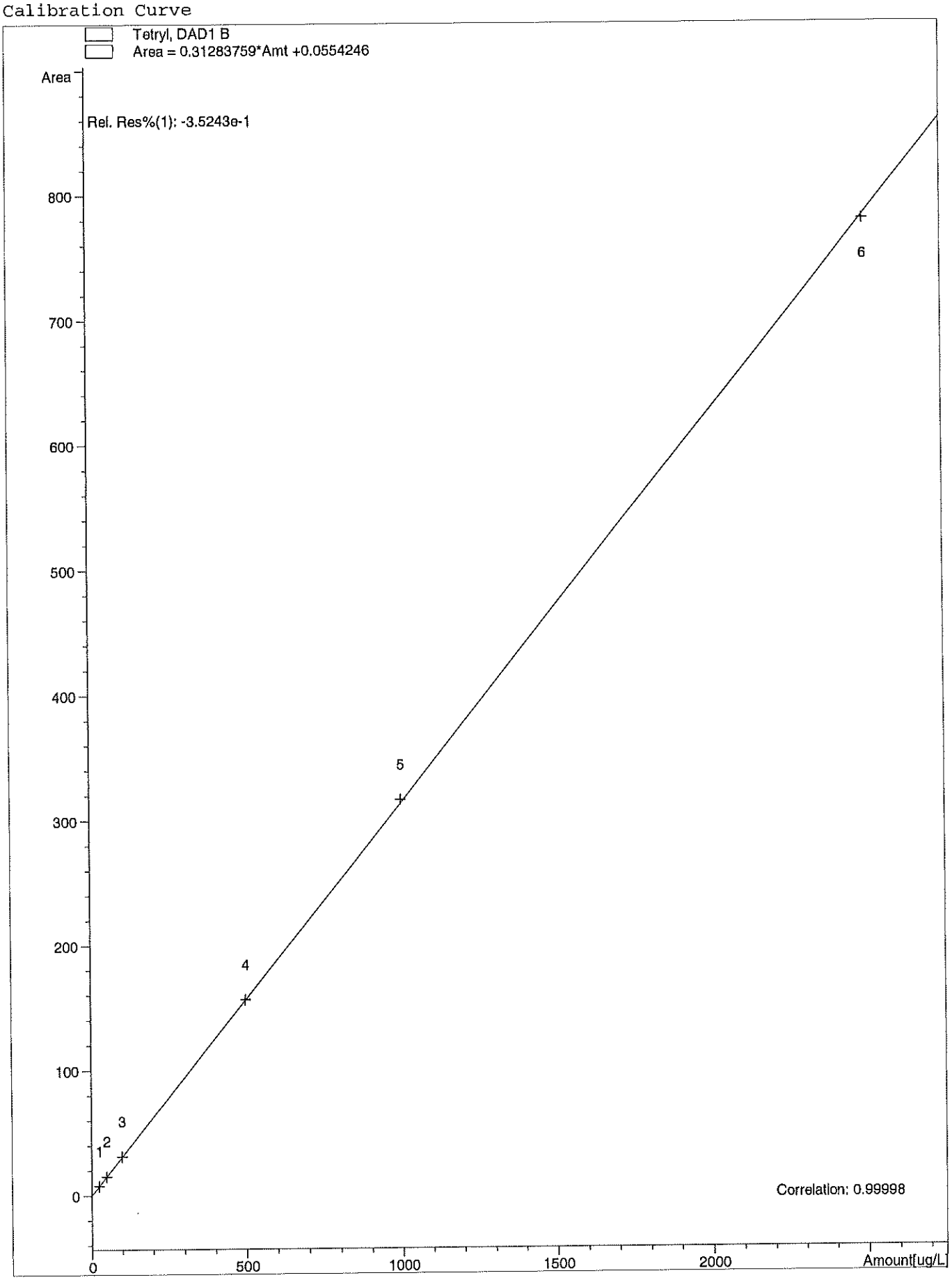

Calibration Curve

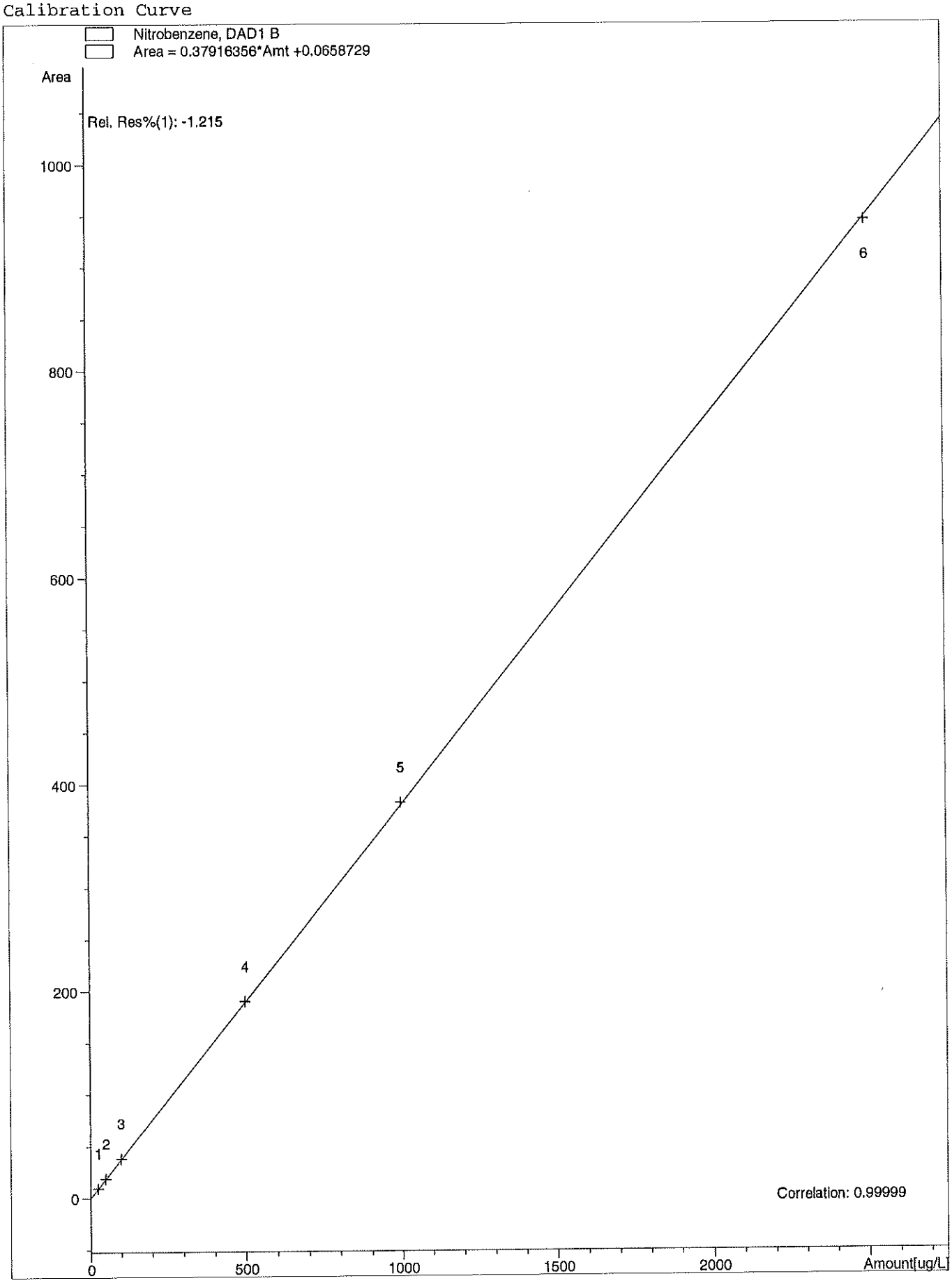

Calibration Curve

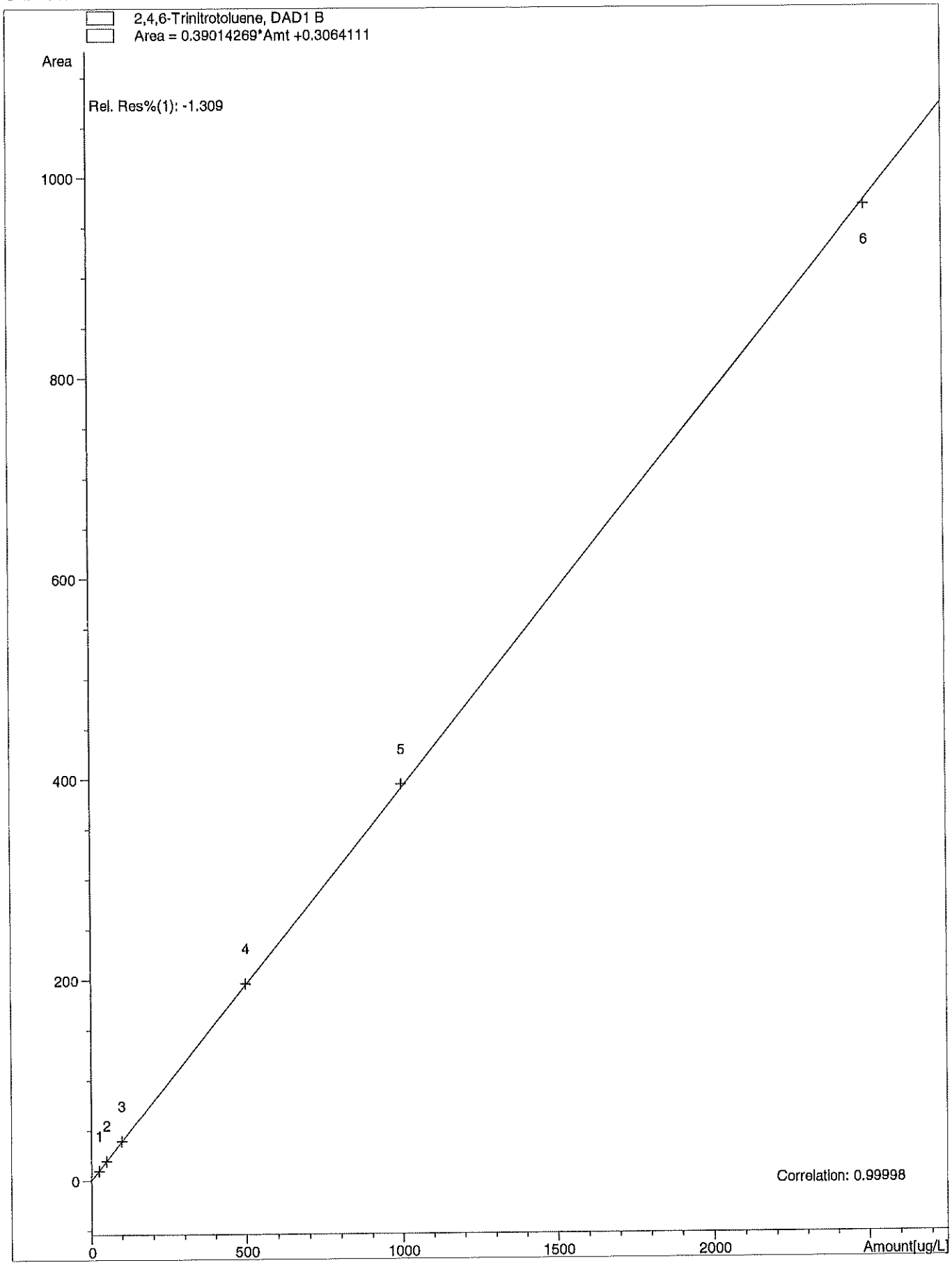

Calibration Curve

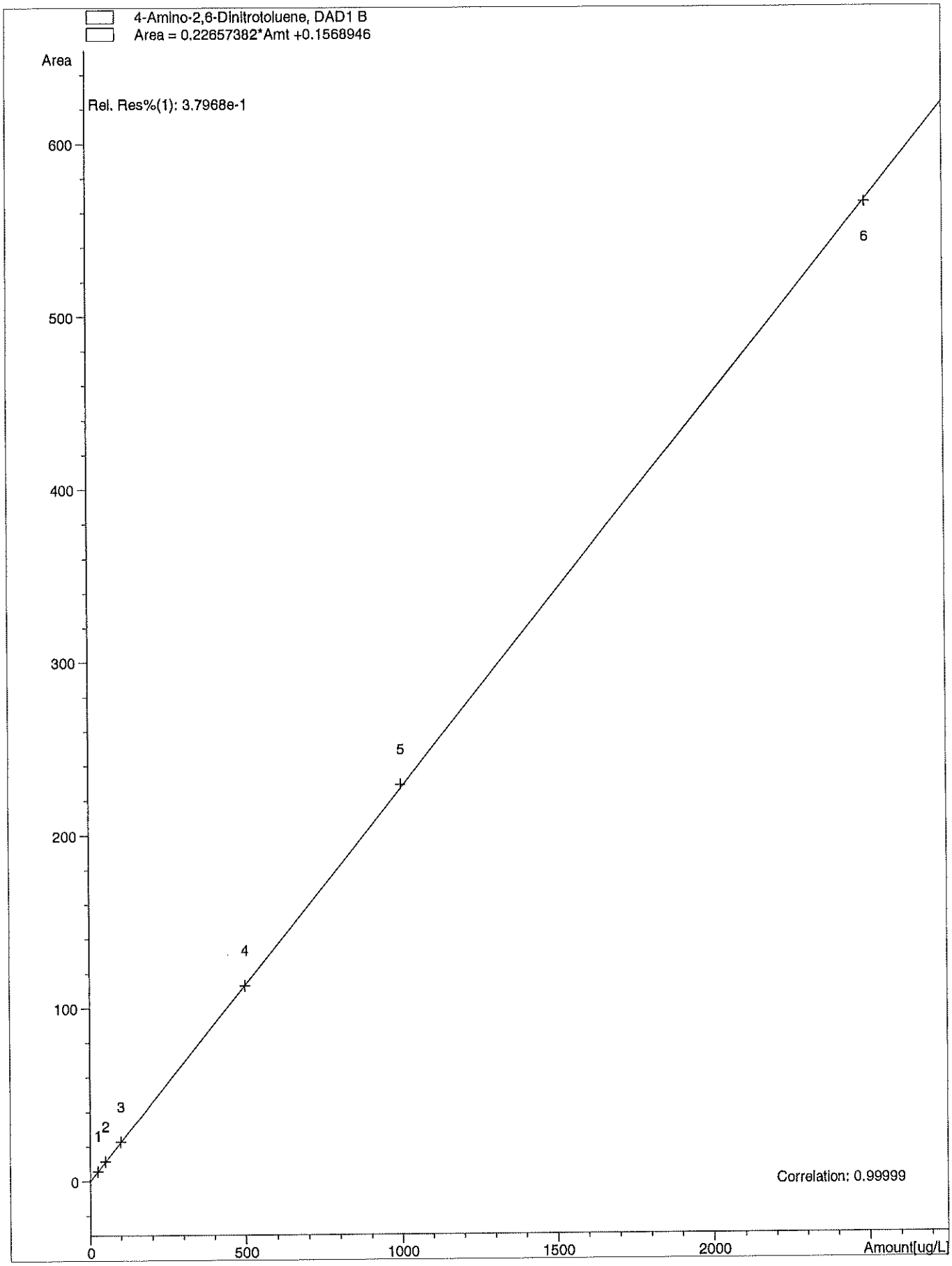

Calibration Curve

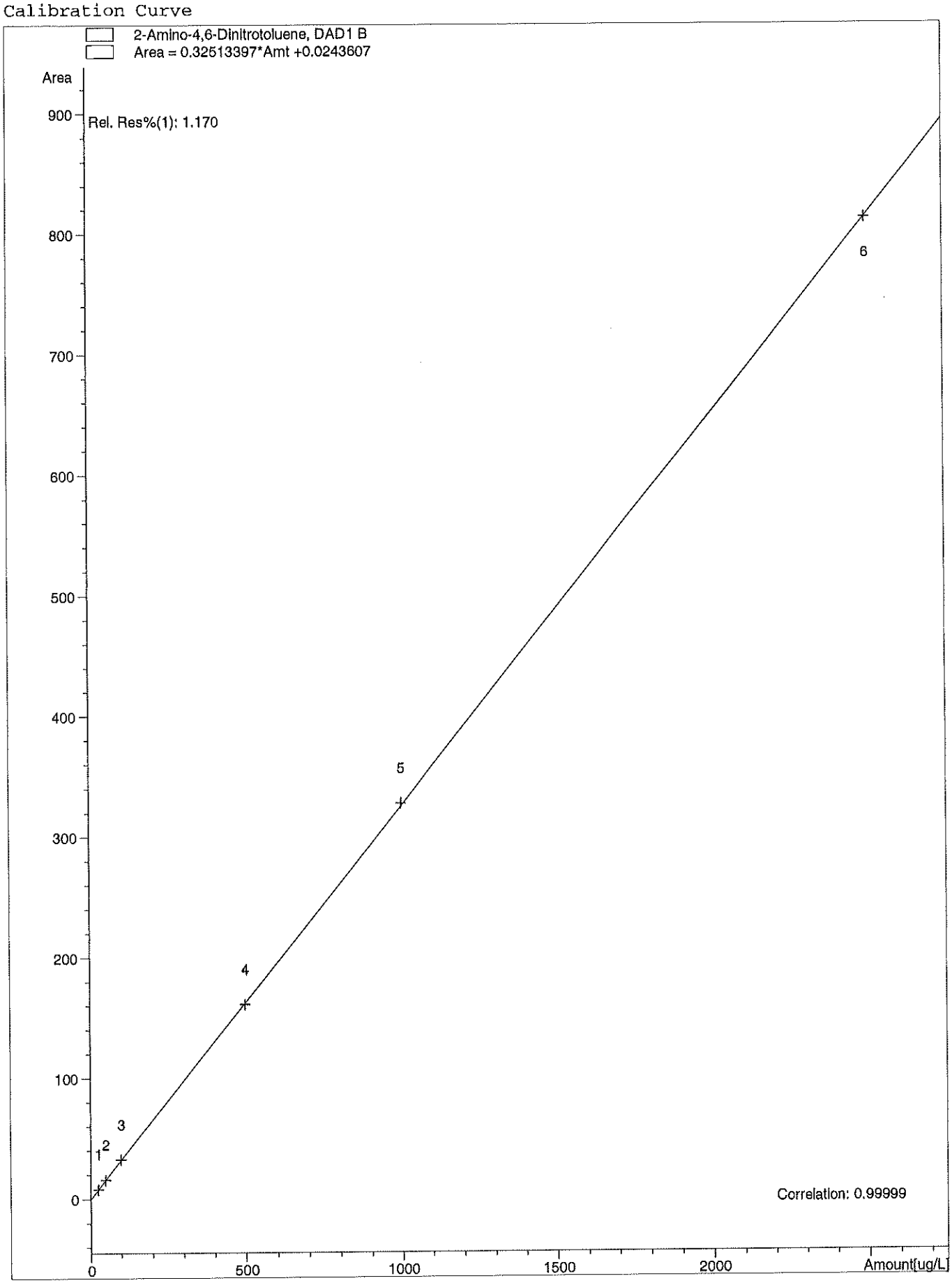

Calibration Curve

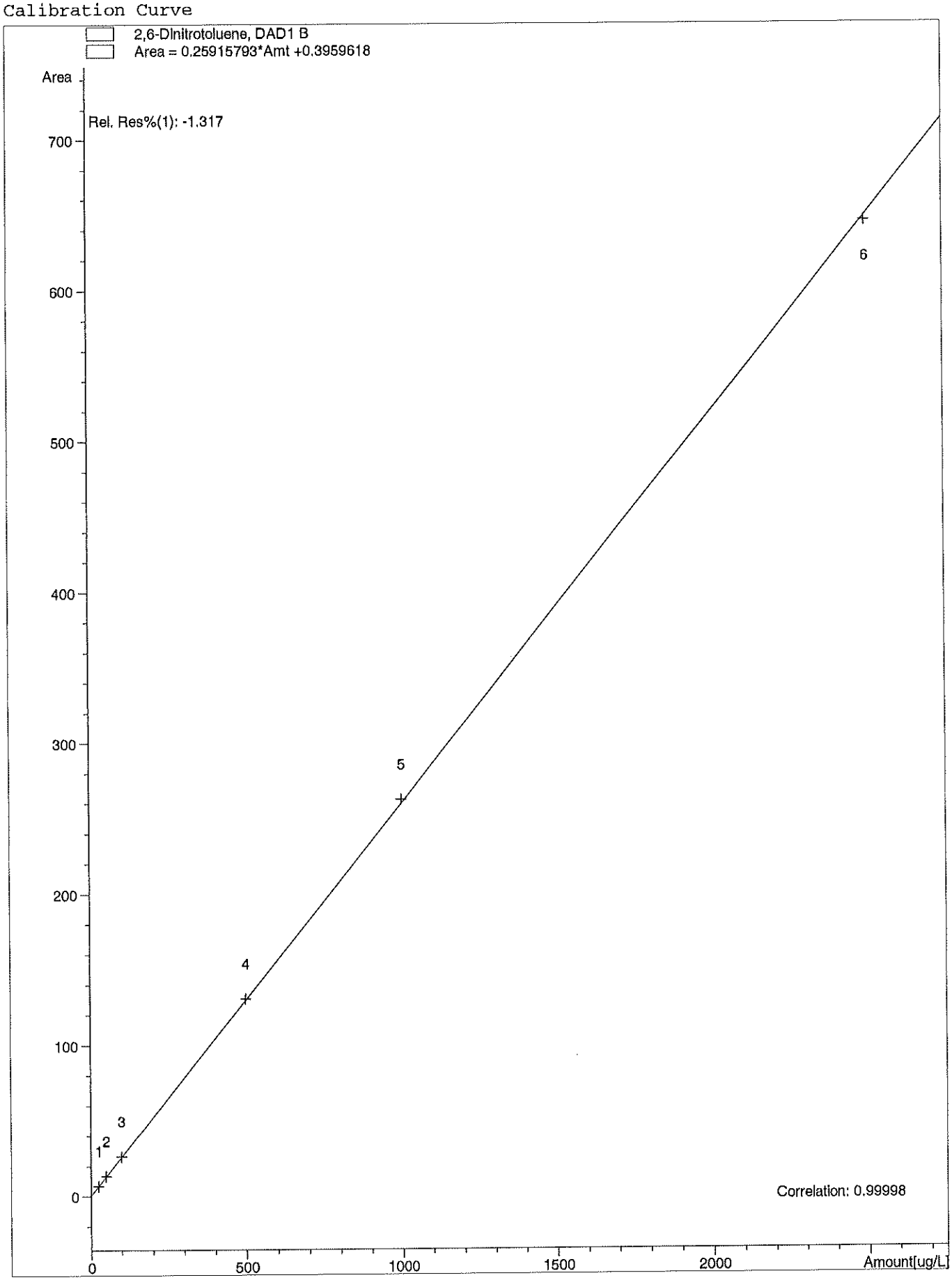

Calibration Curve

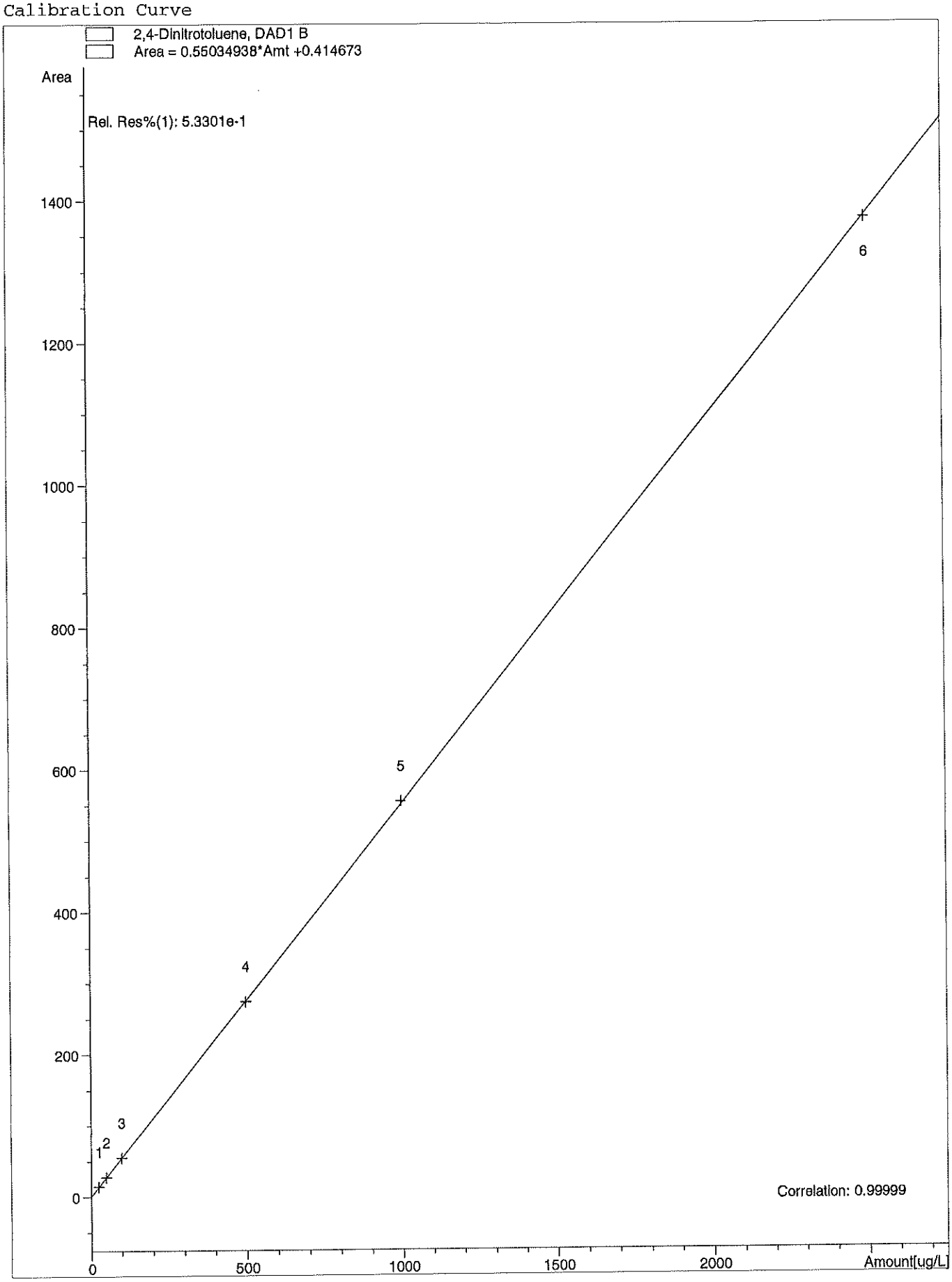

Calibration Curve

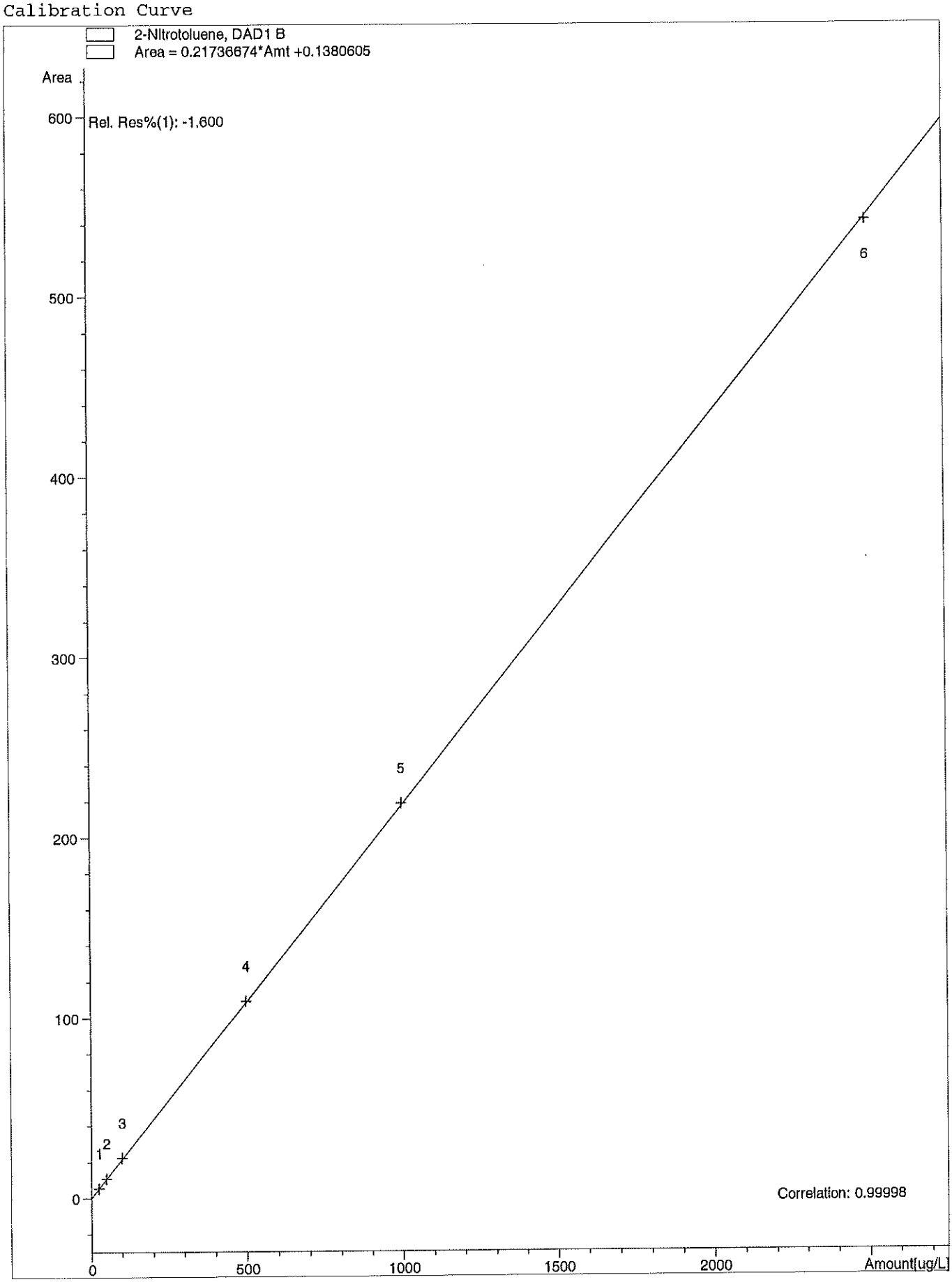

Calibration Curve

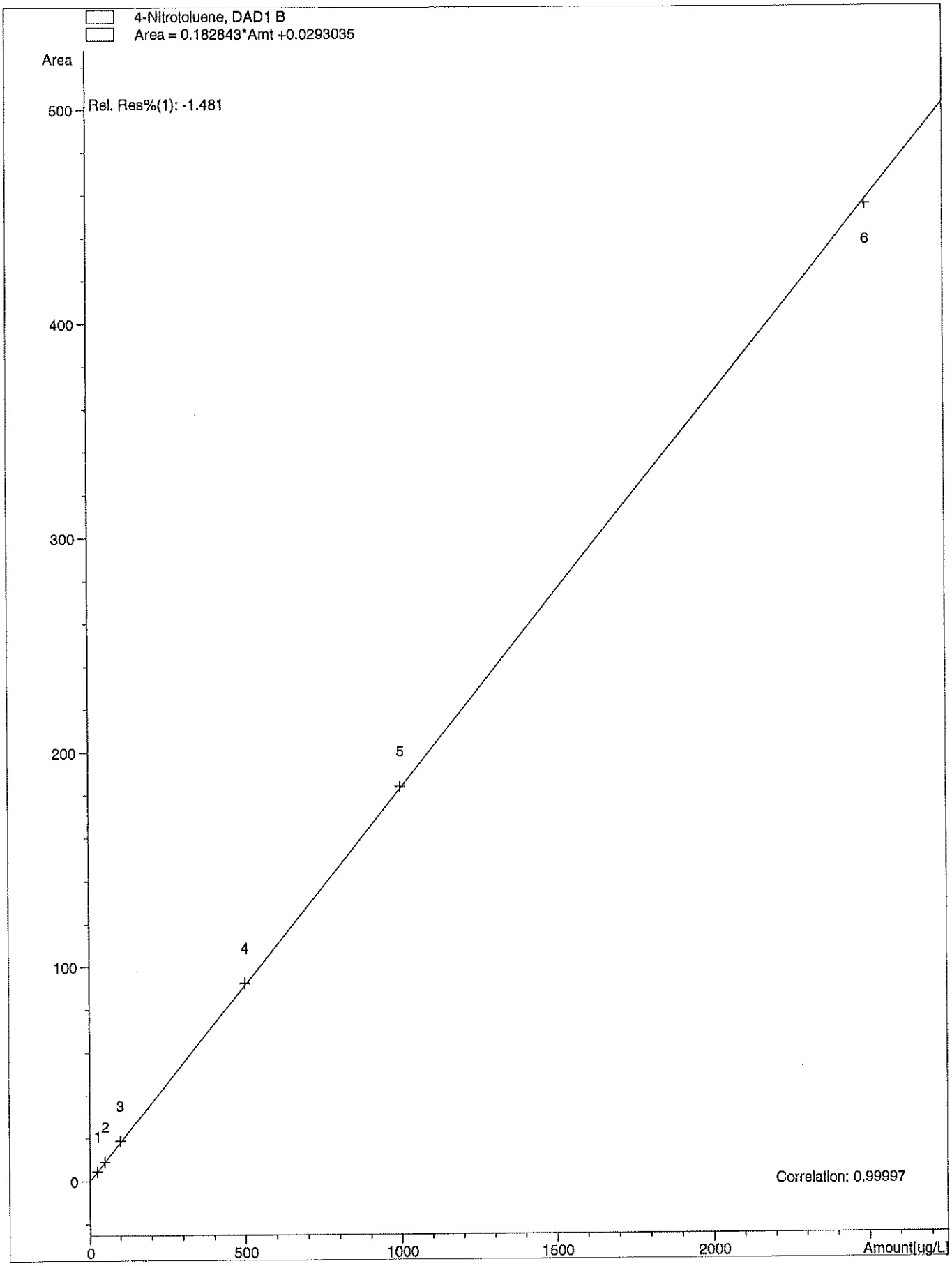

Calibration Curve

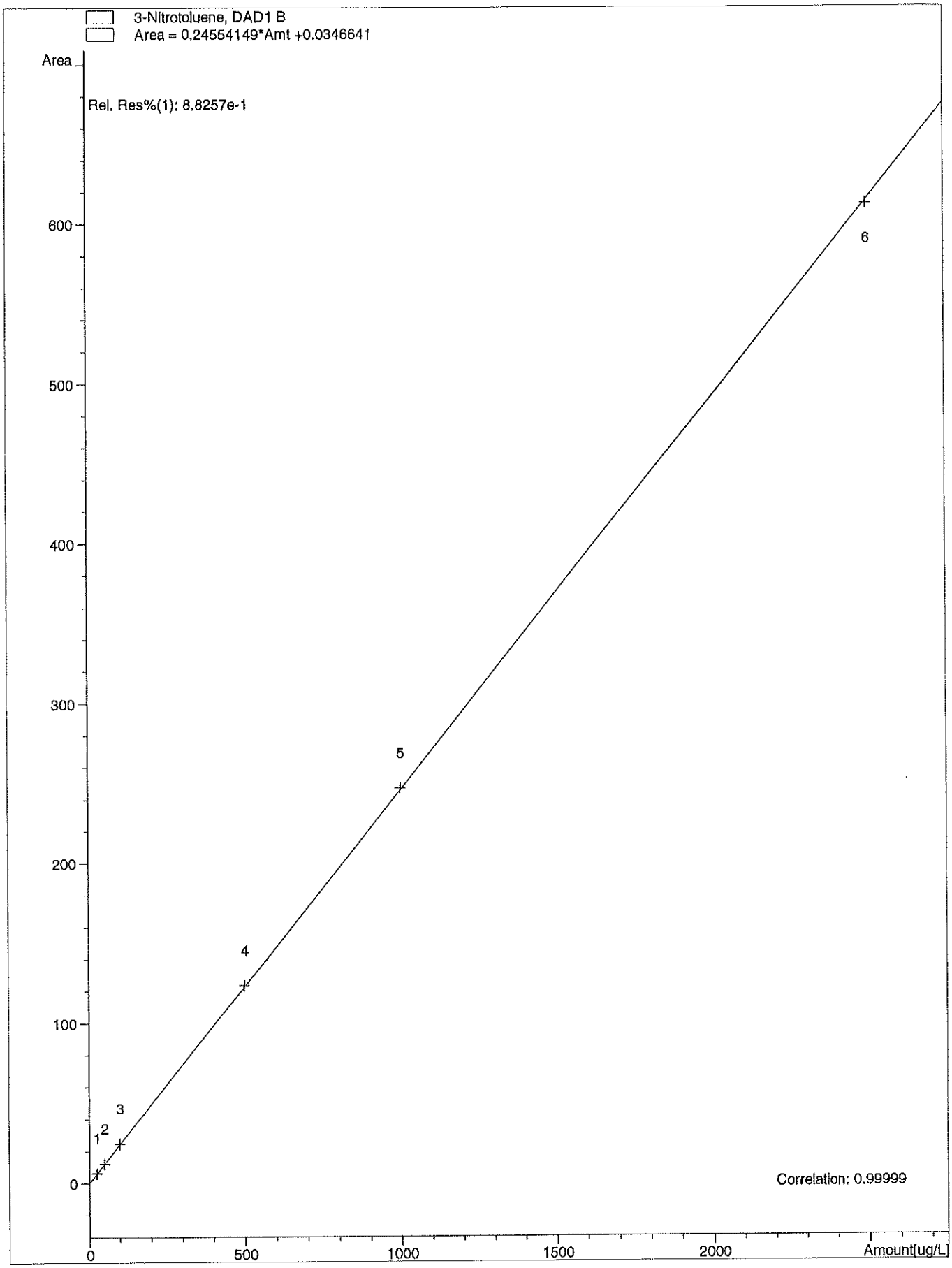

Calibration Curve

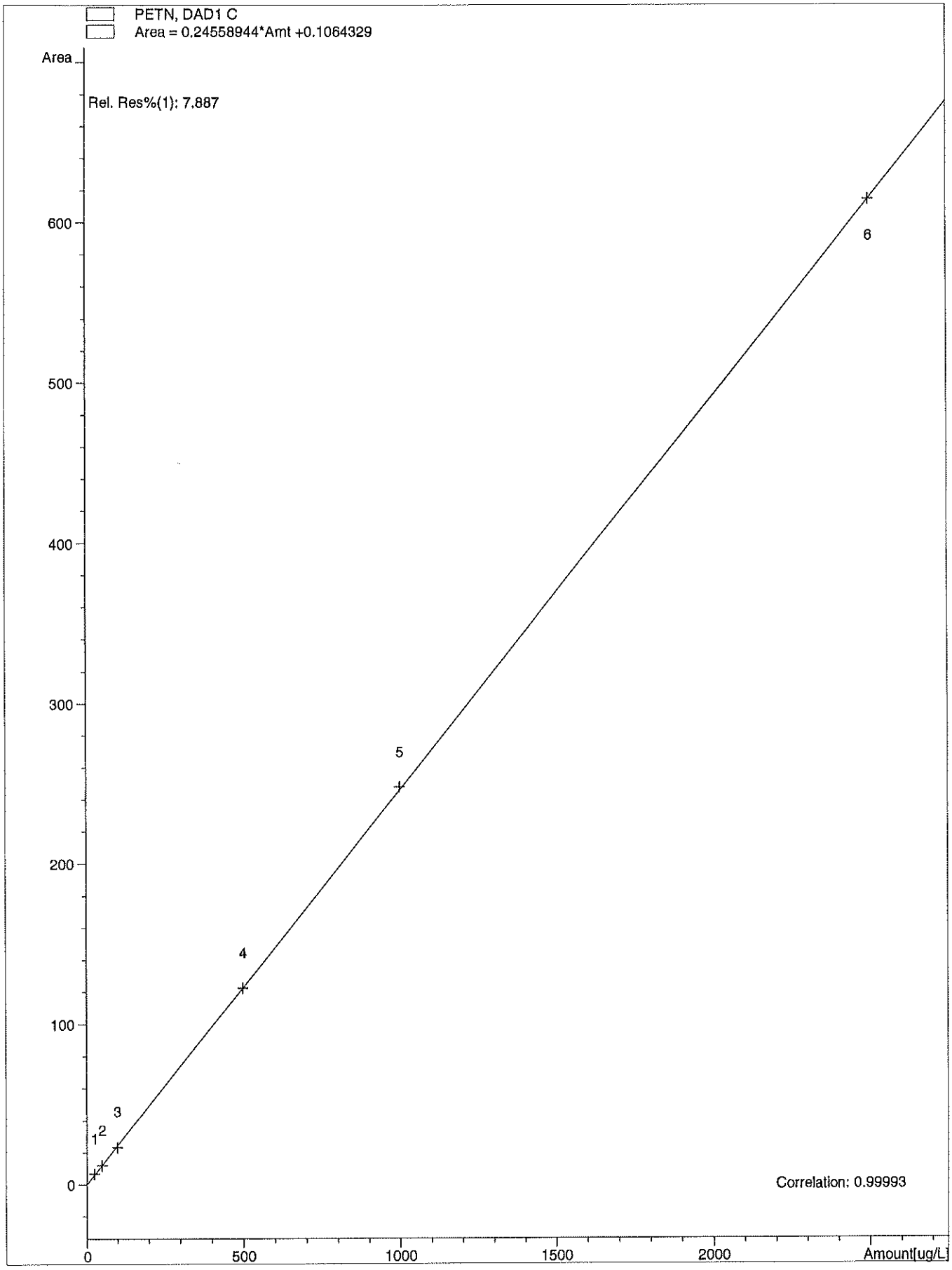

==========
Calibration Table
==========

OVD-SOP#HPLC02: 8330PLUS-PETN Calibration 03/31/2021

Calib. Data Modified : Thursday, April 01, 2021 2:07:58 PM

Calculate : External Standard
Based on : Peak Area

Rel. Reference Window : 0.000 %
Abs. Reference Window : 0.250 min
Rel. Non-ref. Window : 0.000 %
Abs. Non-ref. Window : 0.250 min
Use Multiplier & Dilution Factor with ISTDs
Uncalibrated Peaks : not reported
Partial Calibration : No recalibration if peaks missing

Curve Type : Linear
Origin : Ignored
Weight : Linear (Amnt)

Recalibration Settings:
Average Response : Average all calibrations
Average Retention Time: Floating Average New 75%

Calibration Report Options :
Printout of recalibrations within a sequence:
Calibration Table after Recalibration
Normal Report after Recalibration
If the sequence is done with bracketing:
Results of first cycle (ending previous bracket)

Signal 1: DAD1 B, Sig=254,16 Ref=360,100
Signal 2: DAD1 C, Sig=210,16 Ref=360,100

RetTime [min]	Sig	Lvl	Amount [ug/L]	Area	Amt/Area	Ref	Grp	Name
3.777	1	1	25.00000	4.54842	5.49641			HMX
		2	50.00000	8.32549	6.00565			
		3	100.00000	16.25403	6.15232			
		4	500.00000	80.08501	6.24337			
		5	1000.00000	161.08388	6.20795			
		6	2500.00000	401.43262	6.22770			
5.037	1	1	25.00000	3.88141	6.44095			RDX
		2	50.00000	8.30998	6.01686			
		3	100.00000	17.06433	5.86018			
		4	500.00000	95.71388	5.22390			
		5	1000.00000	193.63412	5.16438			
		6	2500.00000	488.87799	5.11375			
6.147	1	1	25.00000	9.48840	2.63480			1,3,5-Trinitrobenzene
		2	50.00000	19.06912	2.62204			
		3	100.00000	38.05835	2.62754			
		4	500.00000	191.43898	2.61180			
		5	1000.00000	382.05386	2.61743			
		6	2500.00000	952.55750	2.62451			
6.409	1	1	25.00000	6.87514	3.63629			1,2-Dinitrobenzene
		2	50.00000	13.95521	3.58289			

RetTime [min]	Sig	Lvl	Amount [ug/L]	Area	Amt/Area	Ref	Grp	Name
		3	100.00000	27.81739	3.59487			
		4	500.00000	140.95694	3.54718			
		5	1000.00000	282.42734	3.54073			
		6	2500.00000	701.76410	3.56245			
7.337	1	1	25.00000	13.92734	1.79503			1,3-Dinitrobenzene
		2	50.00000	27.56360	1.81399			
		3	100.00000	55.00174	1.81812			
		4	500.00000	276.37772	1.80912			
		5	1000.00000	551.94391	1.81178			
		6	2500.00000	1376.46179	1.81625			
7.599	1	1	25.00000	8.51359	2.93648			Tetryl
		2	50.00000	16.75534	2.98412			
		3	100.00000	33.26986	3.00572			
		4	500.00000	167.94156	2.97723			
		5	1000.00000	335.85779	2.97745			
		6	2500.00000	836.55627	2.98844			
8.043	1	1	25.00000	9.73033	2.56928			Nitrobenzene
		2	50.00000	19.11004	2.61643			
		3	100.00000	37.84610	2.64228			
		4	500.00000	188.99406	2.64559			
		5	1000.00000	378.40817	2.64265			
		6	2500.00000	942.63885	2.65213			
8.698	1	1	25.00000	10.41791	2.39971			2,4,6-Trinitrotoluene
		2	50.00000	20.51253	2.43753			
		3	100.00000	39.96470	2.50221			
		4	500.00000	196.51489	2.54434			
		5	1000.00000	394.46201	2.53510			
		6	2500.00000	981.73633	2.54651			
9.307	1	1	25.00000	5.56906	4.48909			4-Amino-2,6-Dinitrotoluene
		2	50.00000	11.09603	4.50612			
		3	100.00000	22.35393	4.47349			
		4	500.00000	112.32190	4.45149			
		5	1000.00000	227.96896	4.38656			
		6	2500.00000	568.72949	4.39576			
9.762	1	1	25.00000	8.34248	2.99671			2-Amino-4,6-Dinitrotoluene
		2	50.00000	16.35461	3.05724			
		3	100.00000	32.91534	3.03810			
		4	500.00000	166.28029	3.00697			
		5	1000.00000	334.11481	2.99298			
		6	2500.00000	833.69977	2.99868			
10.046	1	1	25.00000	6.58004	3.79937			2,6-Dinitrotoluene
		2	50.00000	13.24879	3.77393			
		3	100.00000	26.27336	3.80614			
		4	500.00000	129.84868	3.85064			
		5	1000.00000	259.43198	3.85457			
		6	2500.00000	648.46655	3.85525			
10.343	1	1	25.00000	13.67817	1.82773			2,4-Dinitrotoluene
		2	50.00000	27.64654	1.80854			
		3	100.00000	54.97282	1.81908			
		4	500.00000	274.59357	1.82087			
		5	1000.00000	546.90057	1.82849			
		6	2500.00000	1369.59631	1.82536			
11.674	1	1	25.00000	5.72113	4.36977			2-Nitrotoluene
		2	50.00000	11.02797	4.53393			
		3	100.00000	22.05132	4.53488			
		4	500.00000	110.90678	4.50829			
		5	1000.00000	221.43564	4.51598			

RetTime [min]	Sig	Lvl	Amount [ug/L]	Area	Amt/Area	Ref	Grp	Name
		6	2500.00000	551.40369	4.53388			
12.249	1	1	25.00000	4.59418	5.44167			4-Nitrotoluene
		2	50.00000	9.19717	5.43646			
		3	100.00000	18.71122	5.34439			
		4	500.00000	93.20029	5.36479			
		5	1000.00000	186.97565	5.34829			
		6	2500.00000	465.89938	5.36597			
13.146	1	1	25.00000	6.22419	4.01659			3-Nitrotoluene
		2	50.00000	12.29011	4.06831			
		3	100.00000	25.17490	3.97221			
		4	500.00000	125.27073	3.99136			
		5	1000.00000	249.97932	4.00033			
		6	2500.00000	623.80353	4.00767			
13.921	2	1	25.00000	6.92459	3.61032			PETN
		2	50.00000	13.58046	3.68176			
		3	100.00000	28.28012	3.53605			
		4	500.00000	130.54089	3.83022			
		5	1000.00000	256.02823	3.90582			
		6	2500.00000	642.27985	3.89238			

Peak Sum Table

No Entries in table

Calibration Curve

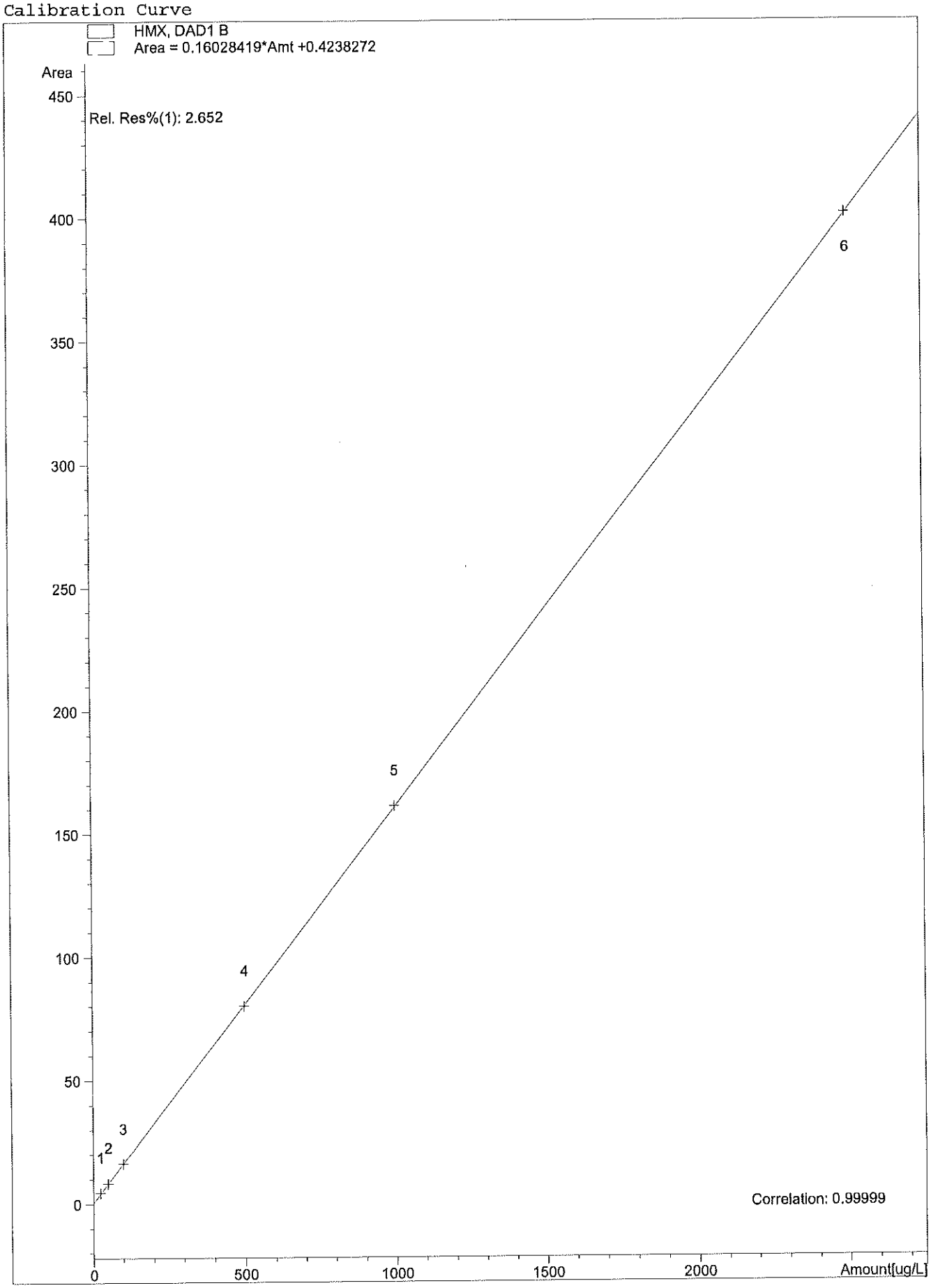

Calibration Curve

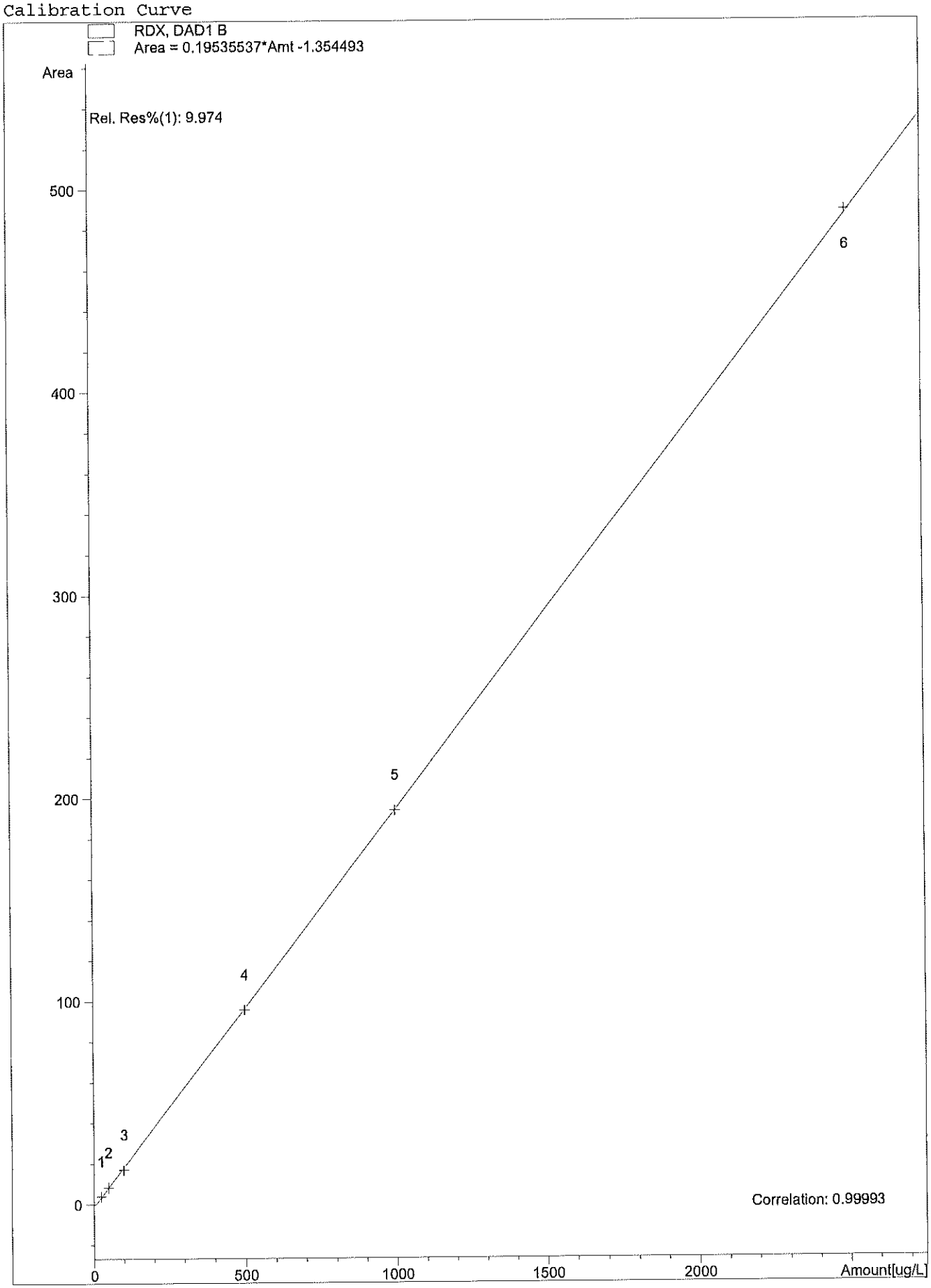

Calibration Curve

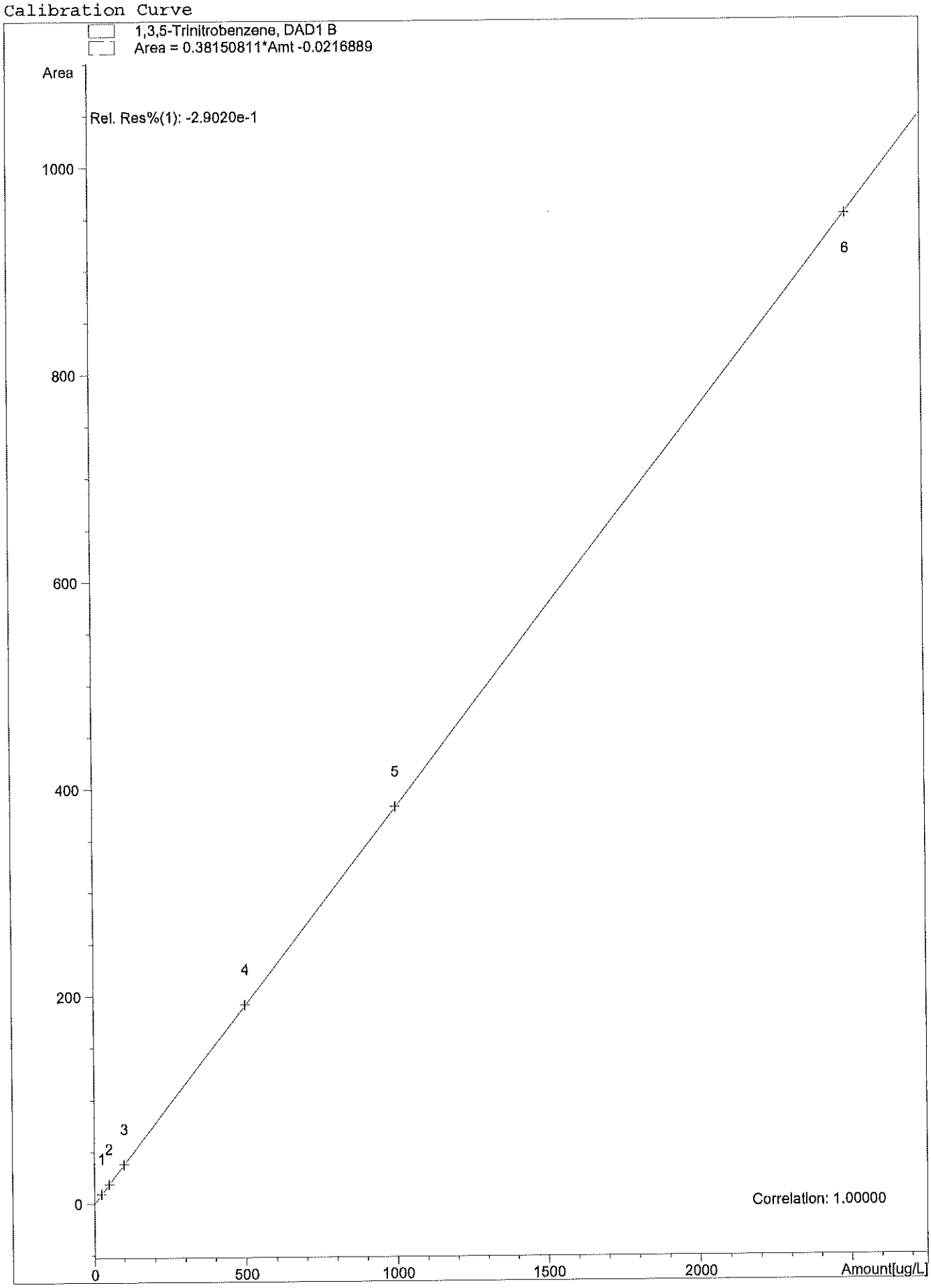

Calibration Curve

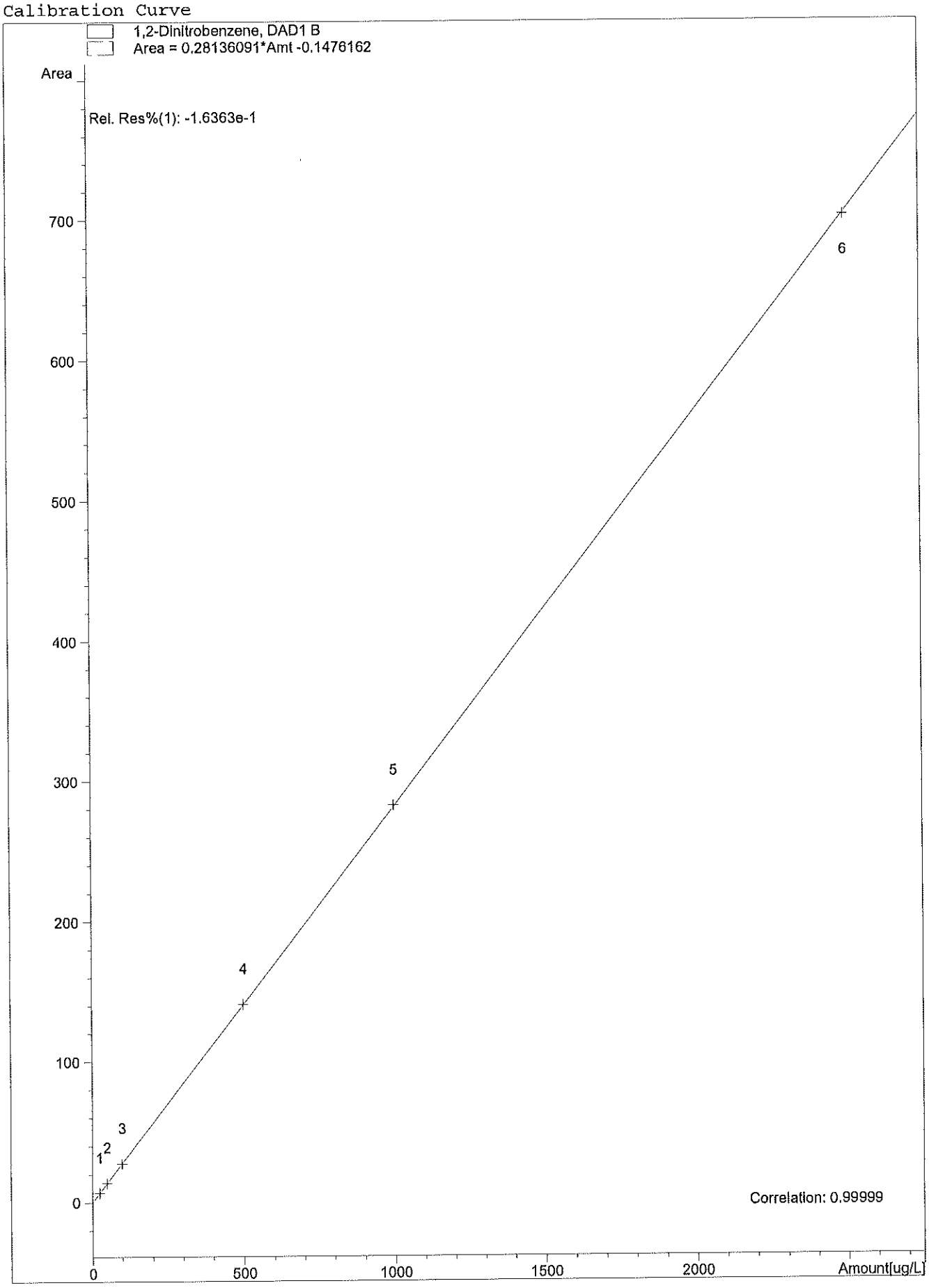

Calibration Curve

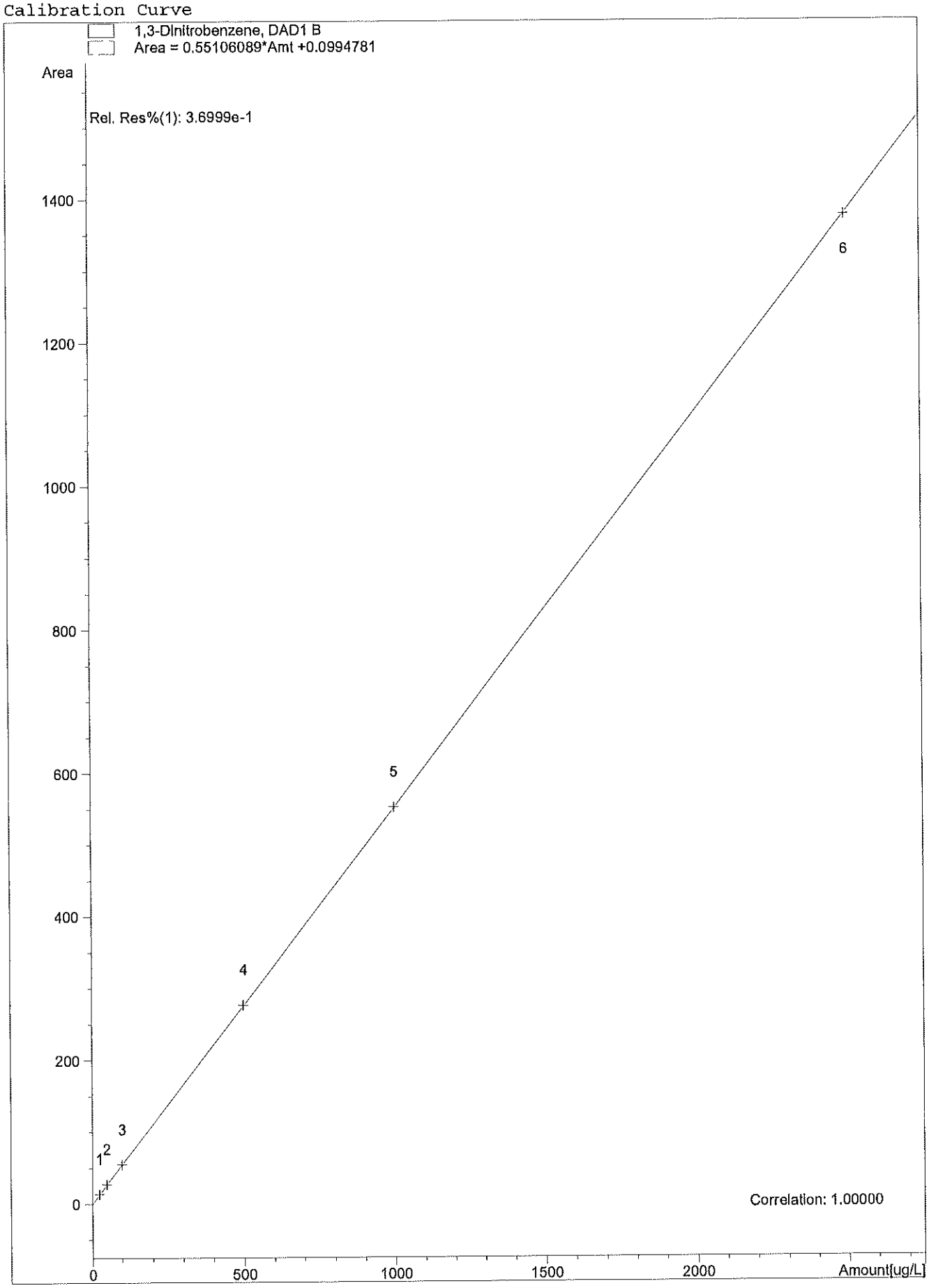

Calibration Curve

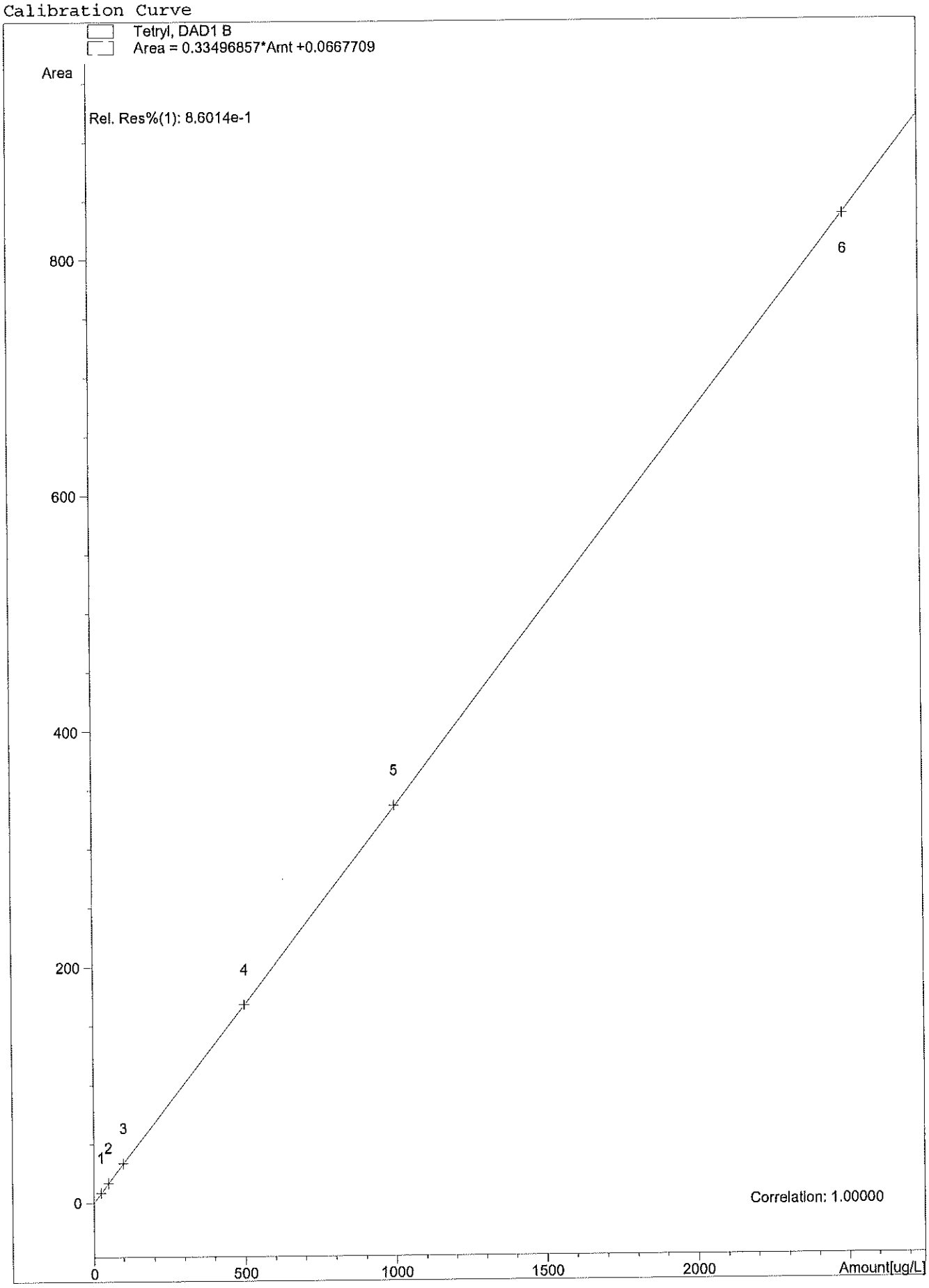

Calibration Curve

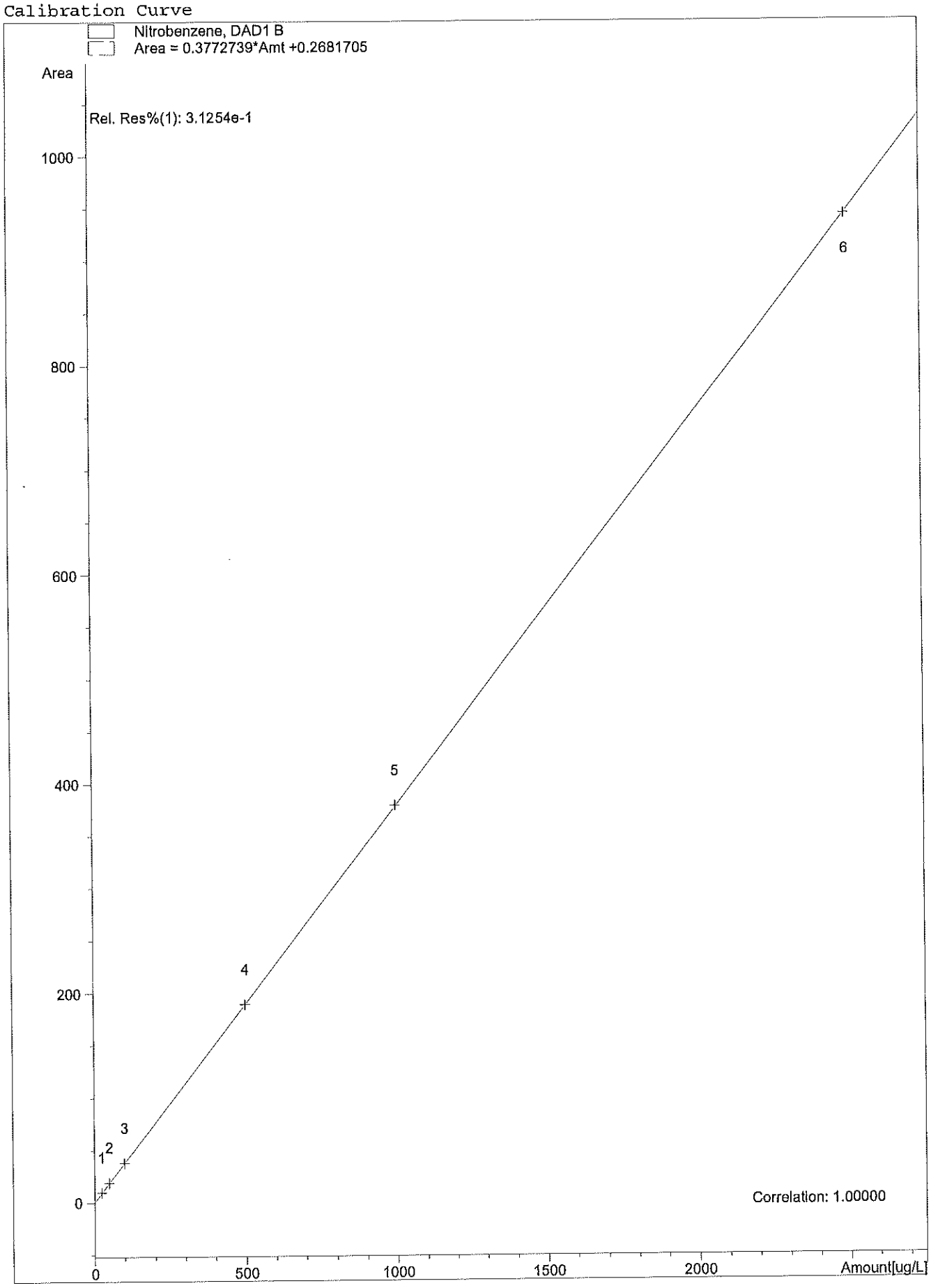

Calibration Curve

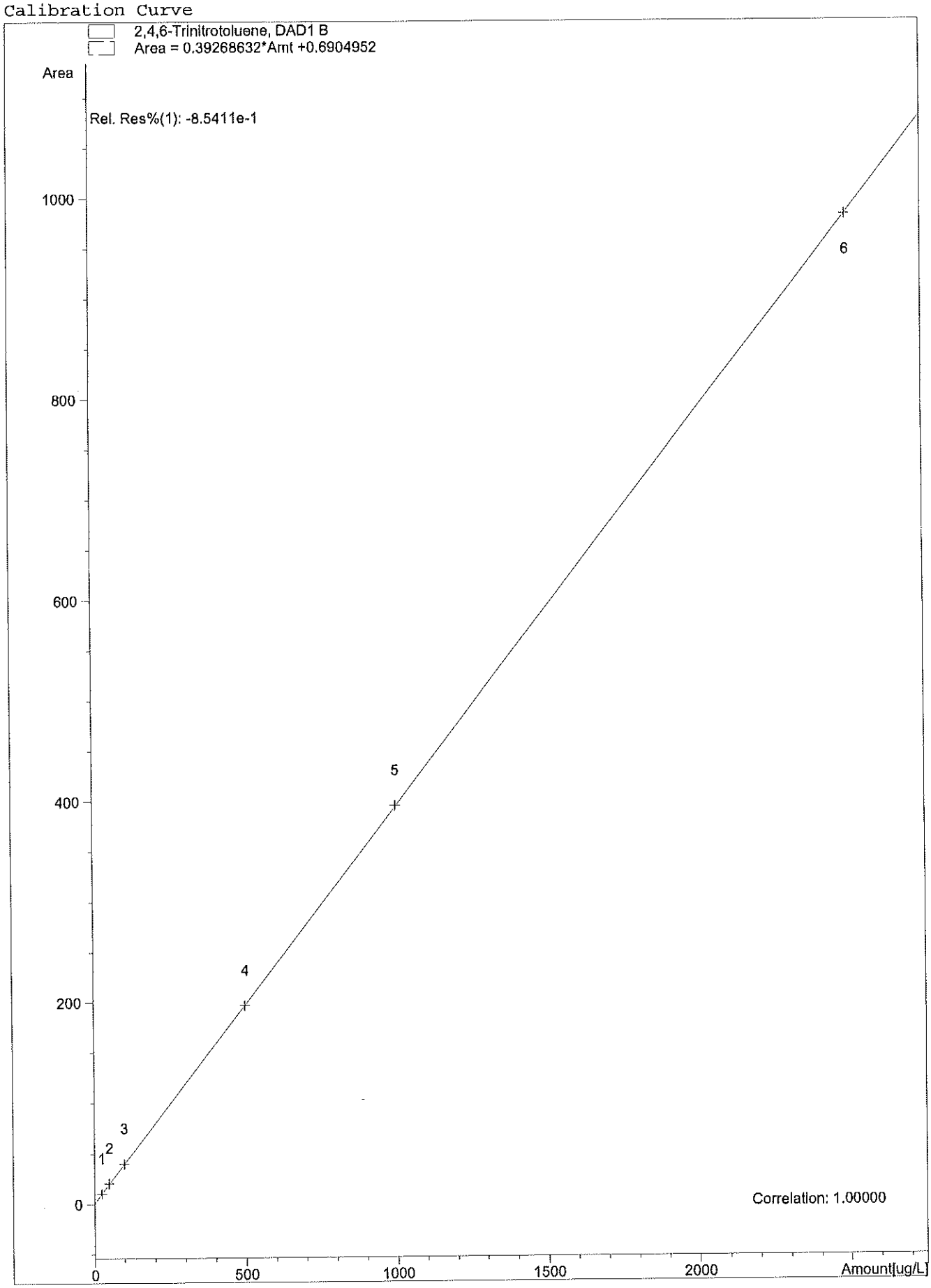

Calibration Curve

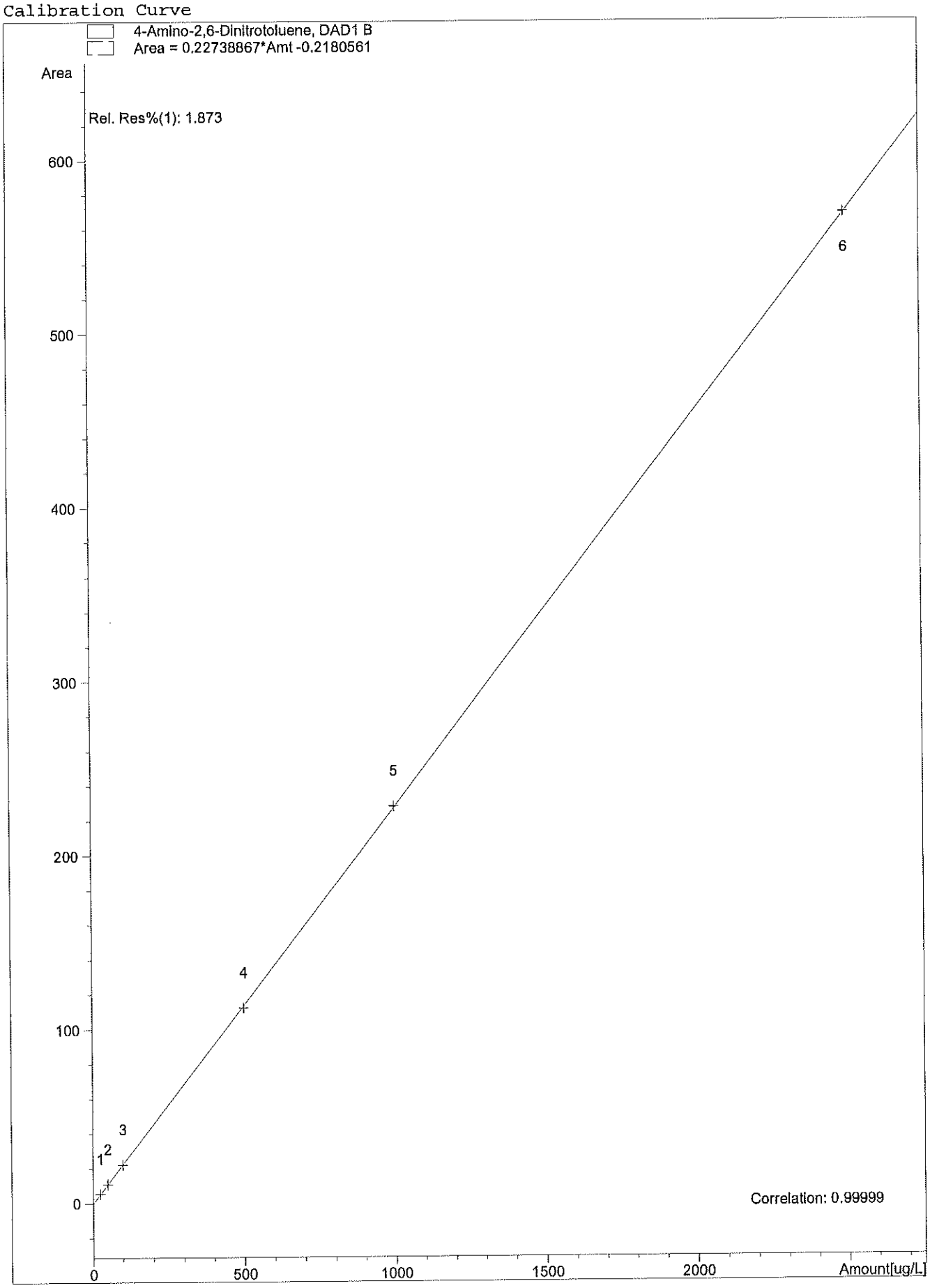

Calibration Curve

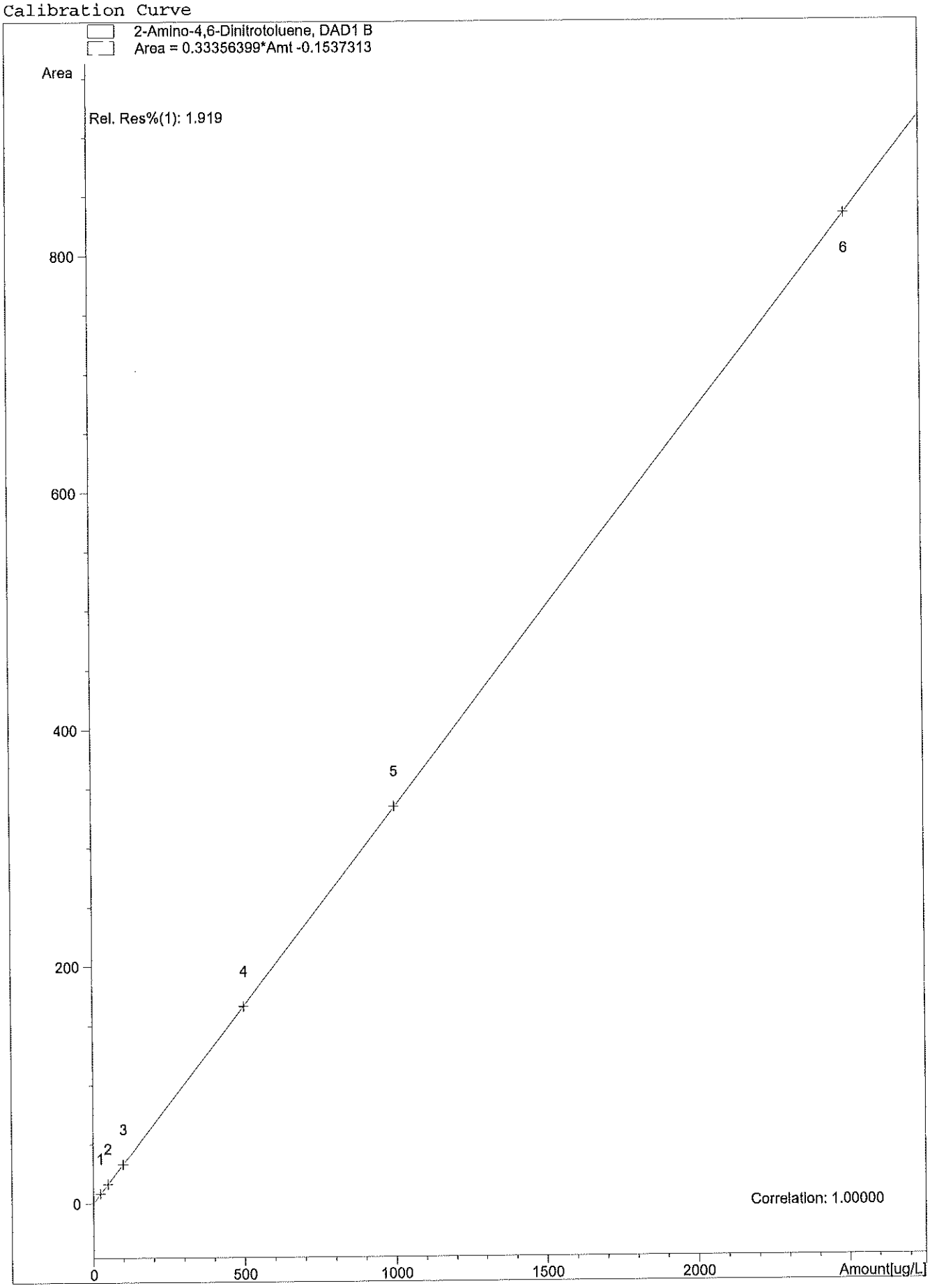

Calibration Curve

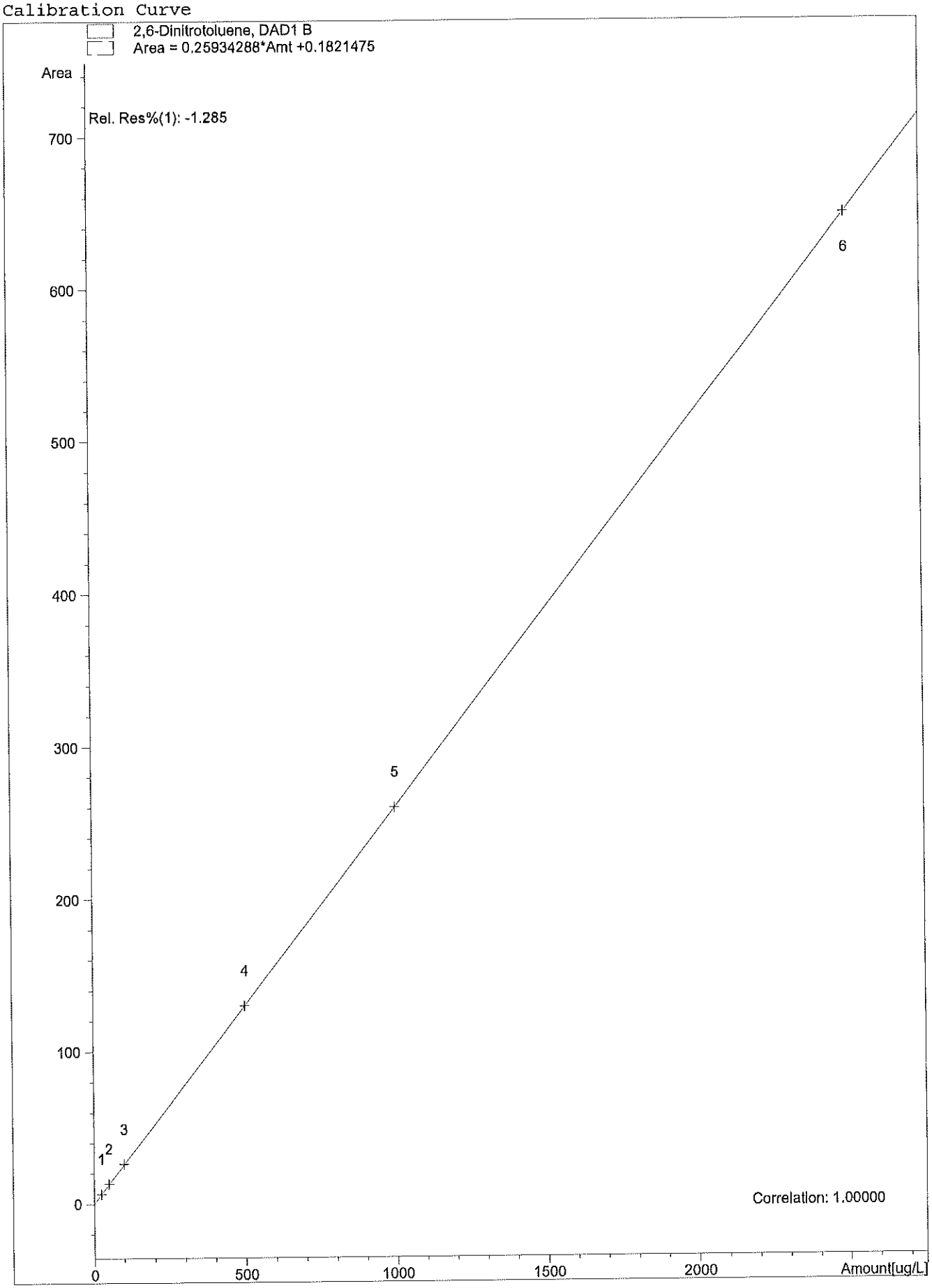

Calibration Curve

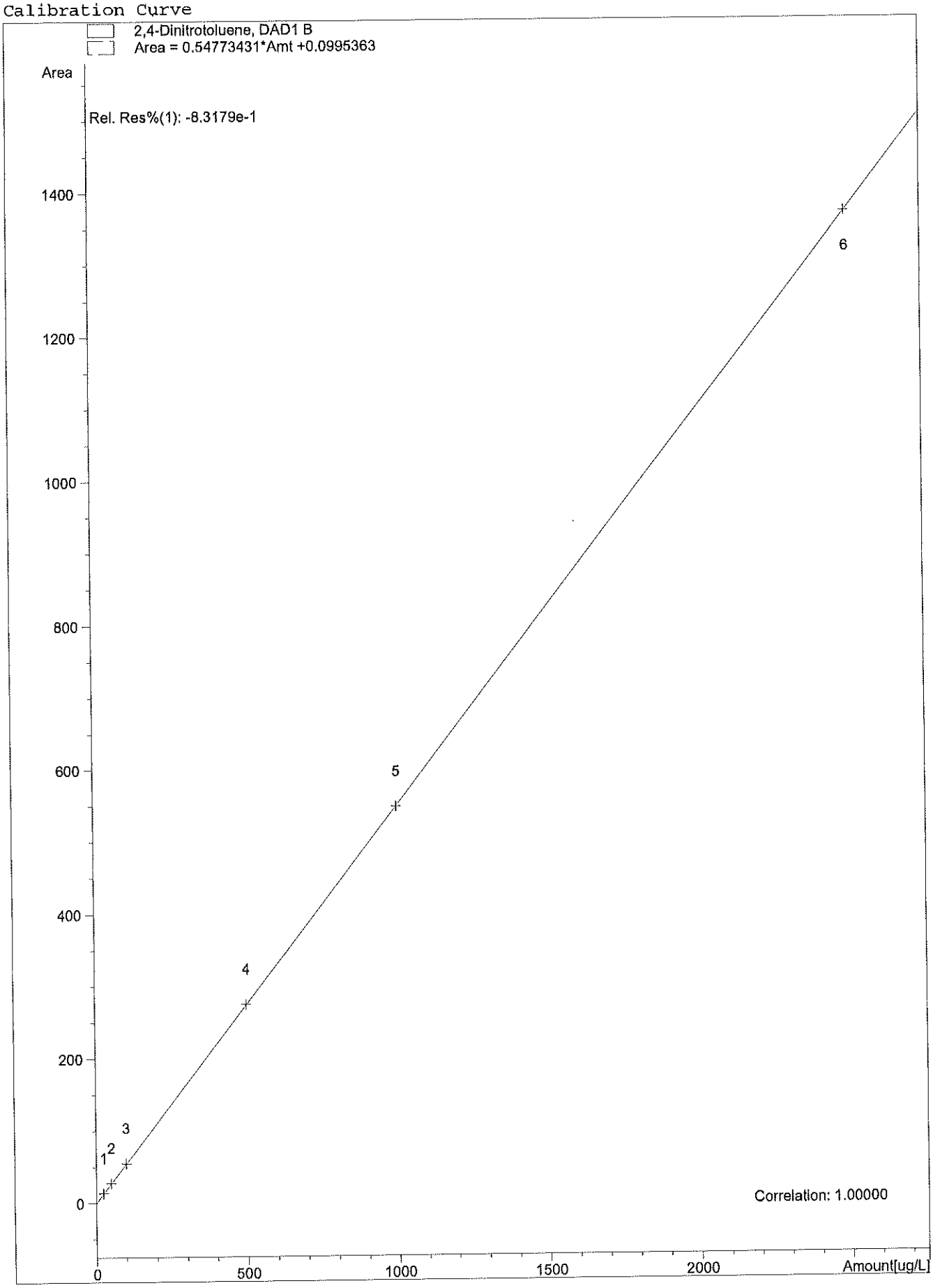

Calibration Curve

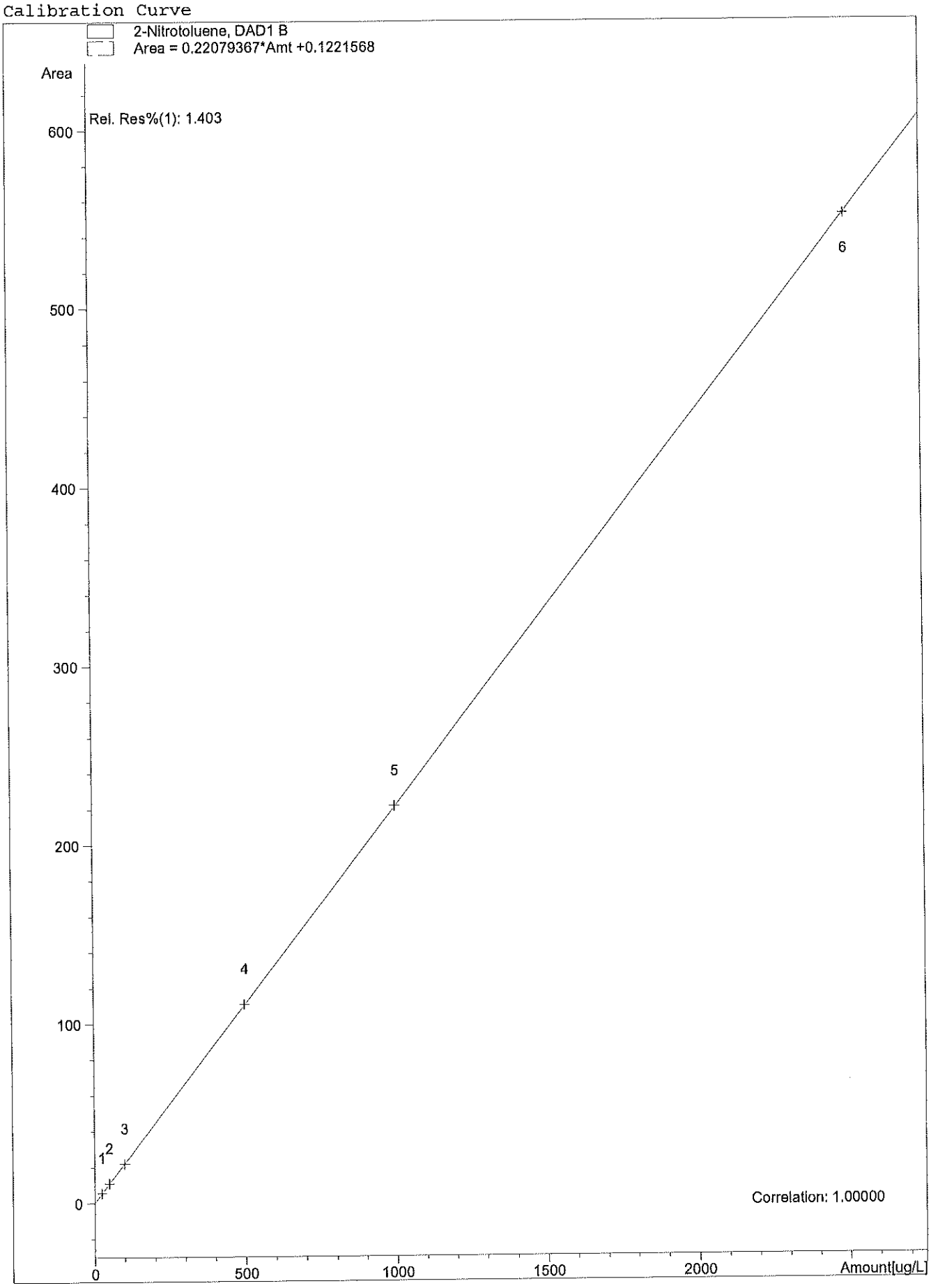

Calibration Curve

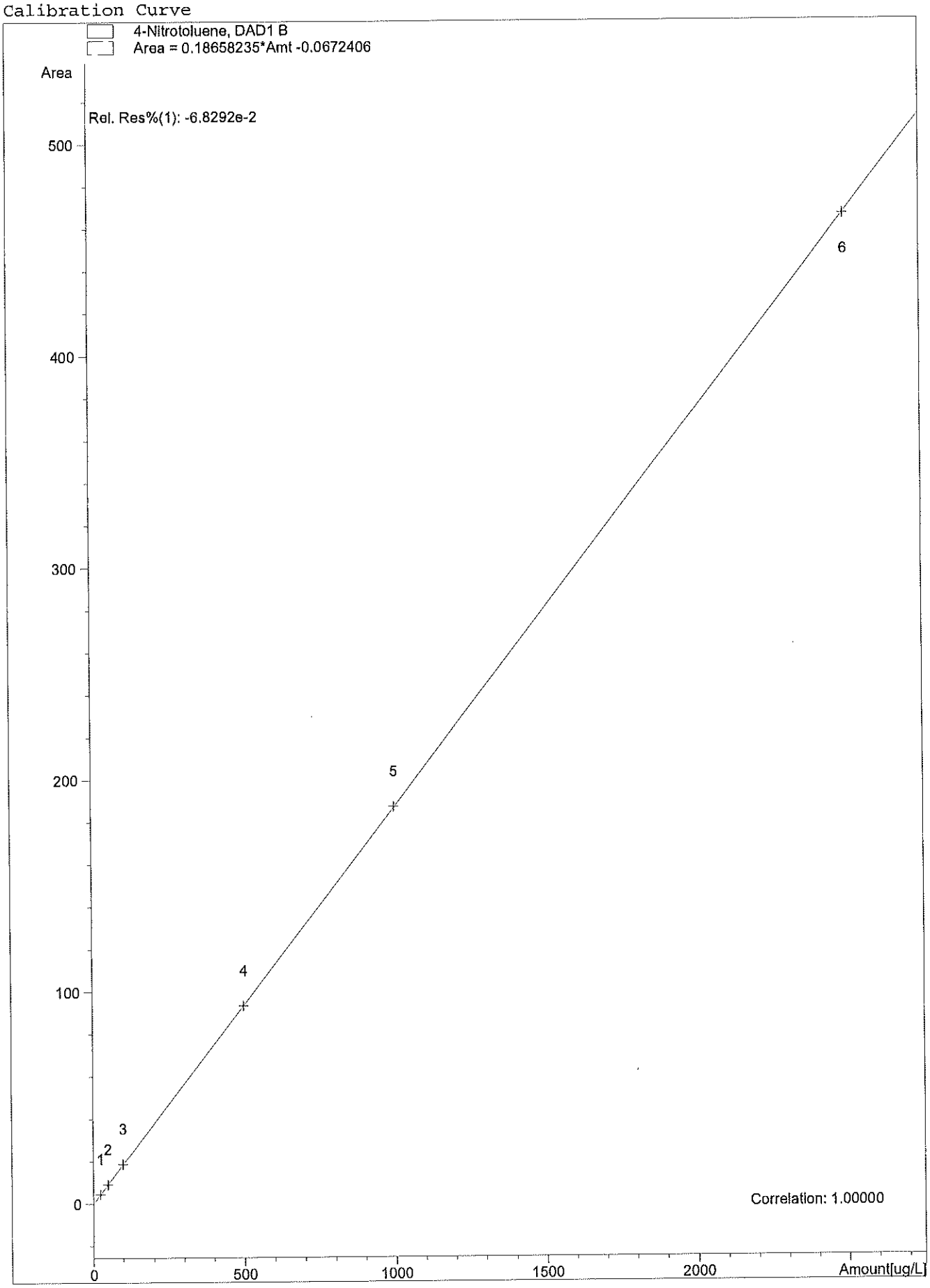

Calibration Curve

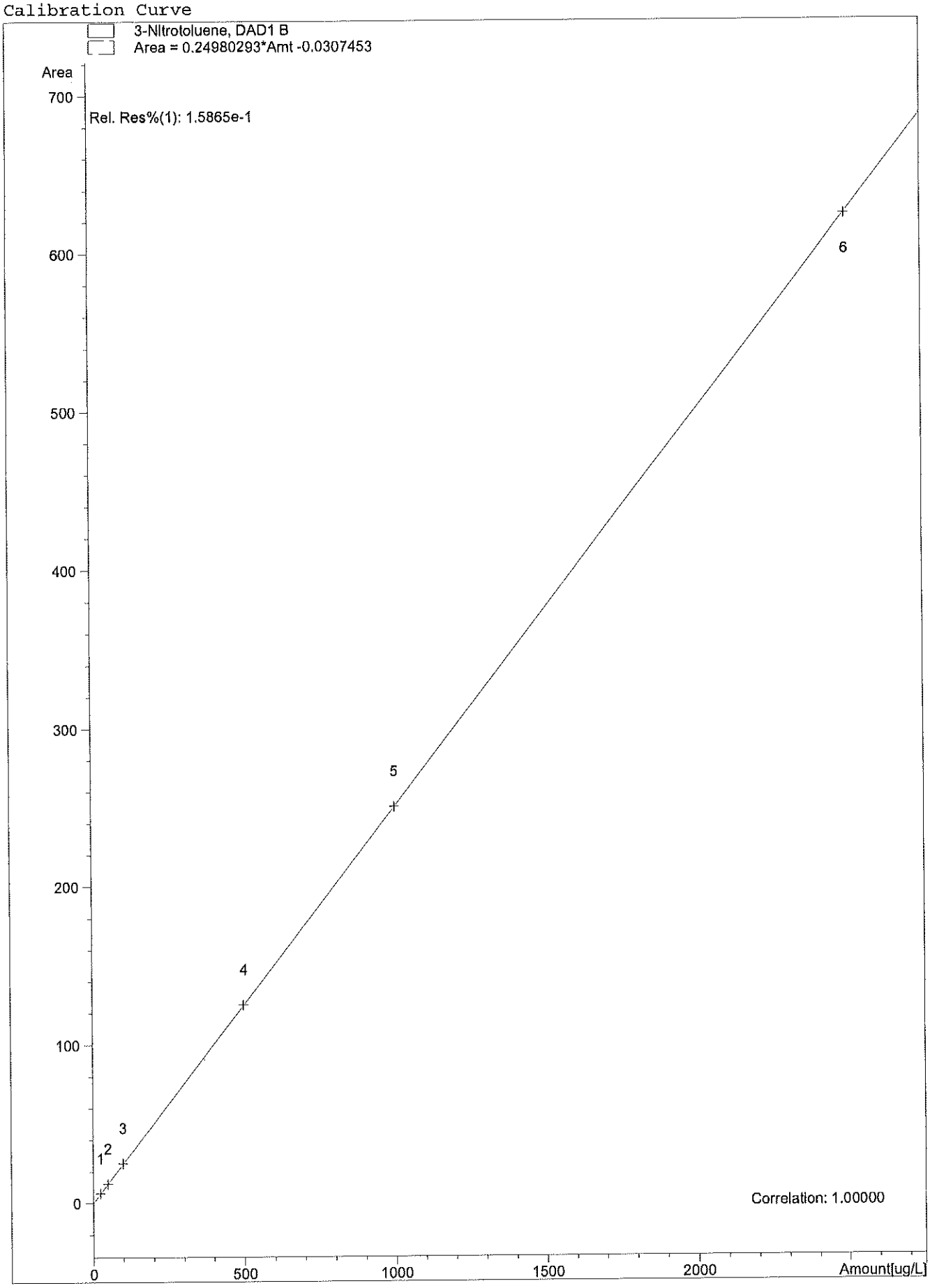

Calibration Curve

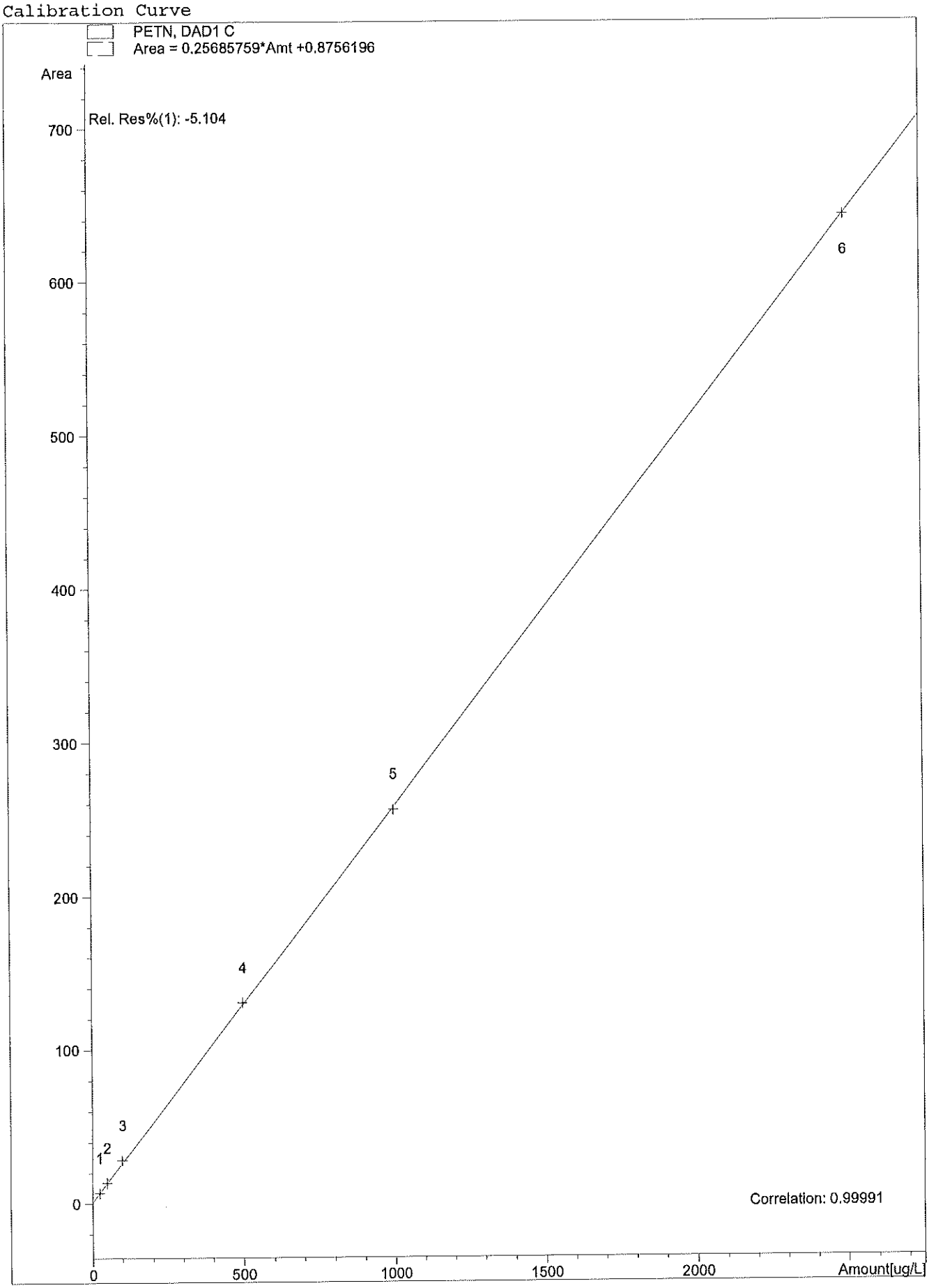

Data Review Report

Printed: 04/01/2021 5:06 pr

Analysis	Analyte	CalResult	True Value	% D	% Rec
Lab ID: S1C0592-CAL1 Cal Standard					
8330 Explosives	1,3,5-Trinitrobenzene	2496.88	2500.0	-0.12	99.88
	1,3-Dinitrobenzene	2497.66	2500.0	-0.09	99.91
	2,4,6-Trinitrotoluene	2498.29	2500.0	-0.07	99.93
	2,4-Dinitrotoluene	2500.29	2500.0	0.01	100.01
	2,6-Dinitrotoluene	2499.72	2500.0	-0.01	99.99
	2-Amino-4,6-dinitrotoluene (2-am-dnt)	2499.83	2500.0	-0.01	99.99
	2-Nitrotoluene	2496.82	2500.0	-0.13	99.87
	3-Nitrotoluene	2497.31	2500.0	-0.11	99.89
	4-Amino-2,6-dinitrotoluene	2502.09	2500.0	0.08	100.08
	4-Nitrotoluene	2497.38	2500.0	-0.10	99.90
	HMX	2501.86	2500.0	0.07	100.07
	Nitrobenzene	2497.84	2500.0	-0.09	99.91
	PETN	2497.12	2500.0	-0.12	99.88
	RDX	2509.44	2500.0	0.38	100.38
	Tetryl	2497.22	2500.0	-0.11	99.89
	1,2-Dinitrobenzene	2494.70	2500.0	-0.21	99.79
8330 Explosives DOD	1,3,5-Trinitrobenzene	2496.88	2500.0	-0.12	99.88
	1,3-Dinitrobenzene	2497.66	2500.0	-0.09	99.91
	2,4,6-Trinitrotoluene	2498.29	2500.0	-0.07	99.93
	2,4-Dinitrotoluene	2500.29	2500.0	0.01	100.01
	2,6-Dinitrotoluene	2499.72	2500.0	-0.01	99.99
	2-Amino-4,6-dinitrotoluene (2-am-dnt)	2499.83	2500.0	-0.01	99.99
	2-Nitrotoluene	2496.82	2500.0	-0.13	99.87
	3-Nitrotoluene	2497.31	2500.0	-0.11	99.89
	4-Amino-2,6-dinitrotoluene	2502.09	2500.0	0.08	100.08
	4-Nitrotoluene	2497.38	2500.0	-0.10	99.90
	HMX	2501.86	2500.0	0.07	100.07
	Nitrobenzene	2497.84	2500.0	-0.09	99.91
	PETN	2497.12	2500.0	-0.12	99.88
	RDX	2509.44	2500.0	0.38	100.38
	Tetryl	2497.22	2500.0	-0.11	99.89
	1,2-Dinitrobenzene	2494.70	2500.0	-0.21	99.79
Lab ID: S1C0592-CAL2 Cal Standard					
8330 Explosives	1,3,5-Trinitrobenzene	1001.49	1000.0	0.15	100.15
	1,3-Dinitrobenzene	1001.42	1000.0	0.14	100.14
	2,4,6-Trinitrotoluene	1002.76	1000.0	0.28	100.28
	2,4-Dinitrotoluene	998.30	1000.0	-0.17	99.83
	2,6-Dinitrotoluene	999.64	1000.0	-0.04	99.96
	2-Amino-4,6-dinitrotoluene (2-am-dnt)	1002.11	1000.0	0.21	100.21
	2-Nitrotoluene	1002.35	1000.0	0.24	100.24
	3-Nitrotoluene	1000.83	1000.0	0.08	100.08
	4-Amino-2,6-dinitrotoluene	1003.51	1000.0	0.35	100.35
	4-Nitrotoluene	1002.47	1000.0	0.25	100.25
	HMX	1002.34	1000.0	0.23	100.23
	Nitrobenzene	1002.30	1000.0	0.23	100.23
	PETN	993.36	1000.0	-0.66	99.34
	RDX	998.12	1000.0	-0.19	99.81

Data Review Report
(Continued)

Printed: 04/01/2021 5:06 pr

Analysis	Analyte	CalResult	True Value	% D	% Rec
Lab ID: S1C0592-CAL2 Cal Standard (Continued)					
8330 Explosives (Continued)	Tetryl	1002.46	1000.0	0.25	100.25
	1,2-Dinitrobenzene	1004.31	1000.0	0.43	100.43
8330 Explosives DOD	1,3,5-Trinitrobenzene	1001.49	1000.0	0.15	100.15
	1,3-Dinitrobenzene	1001.42	1000.0	0.14	100.14
	2,4,6-Trinitrotoluene	1002.76	1000.0	0.28	100.28
	2,4-Dinitrotoluene	998.30	1000.0	-0.17	99.83
	2,6-Dinitrotoluene	999.64	1000.0	-0.04	99.96
	2-Amino-4,6-dinitrotoluene (2-am-dnt)	1002.11	1000.0	0.21	100.21
	2-Nitrotoluene	1002.35	1000.0	0.24	100.24
	3-Nitrotoluene	1000.83	1000.0	0.08	100.08
	4-Amino-2,6-dinitrotoluene	1003.51	1000.0	0.35	100.35
	4-Nitrotoluene	1002.47	1000.0	0.25	100.25
	HMX	1002.34	1000.0	0.23	100.23
	Nitrobenzene	1002.30	1000.0	0.23	100.23
	PETN	993.36	1000.0	-0.66	99.34
	RDX	998.12	1000.0	-0.19	99.81
	Tetryl	1002.46	1000.0	0.25	100.25
	1,2-Dinitrobenzene	1004.31	1000.0	0.43	100.43
Lab ID: S1C0592-CAL3 Cal Standard					
8330 Explosives	1,3,5-Trinitrobenzene	501.85	500.00	0.37	100.37
	1,3-Dinitrobenzene	501.36	500.00	0.27	100.27
	2,4,6-Trinitrotoluene	498.68	500.00	-0.26	99.74
	2,4-Dinitrotoluene	501.15	500.00	0.23	100.23
	2,6-Dinitrotoluene	499.98	500.00	0.00	100.00
	2-Amino-4,6-dinitrotoluene (2-am-dnt)	498.96	500.00	-0.21	99.79
	2-Nitrotoluene	501.76	500.00	0.35	100.35
	3-Nitrotoluene	501.60	500.00	0.32	100.32
	4-Amino-2,6-dinitrotoluene	494.92	500.00	-1.02	98.98
	4-Nitrotoluene	499.87	500.00	-0.03	99.97
	HMX	497.00	500.00	-0.60	99.40
	Nitrobenzene	500.24	500.00	0.05	100.05
	PETN	504.81	500.00	0.96	100.96
	RDX	496.88	500.00	-0.62	99.38
	Tetryl	501.17	500.00	0.23	100.23
	1,2-Dinitrobenzene	501.51	500.00	0.30	100.30
8330 Explosives DOD	1,3,5-Trinitrobenzene	501.85	500.00	0.37	100.37
	1,3-Dinitrobenzene	501.36	500.00	0.27	100.27
	2,4,6-Trinitrotoluene	498.68	500.00	-0.26	99.74
	2,4-Dinitrotoluene	501.15	500.00	0.23	100.23
	2,6-Dinitrotoluene	499.98	500.00	0.00	100.00
	2-Amino-4,6-dinitrotoluene (2-am-dnt)	498.96	500.00	-0.21	99.79
	2-Nitrotoluene	501.76	500.00	0.35	100.35
	3-Nitrotoluene	501.60	500.00	0.32	100.32
	4-Amino-2,6-dinitrotoluene	494.92	500.00	-1.02	98.98
	4-Nitrotoluene	499.87	500.00	-0.03	99.97
	HMX	497.00	500.00	-0.60	99.40
	Nitrobenzene	500.24	500.00	0.05	100.05

Data Review Report
(Continued)

Printed: 04/01/2021 5:06 pr

Analysis	Analyte	CalResult	True Value	% D	% Rec
Lab ID: S1C0592-CAL3 Cal Standard (Continued)					
8330 Explosives DOD (Continue	PETN	504.81	500.00	0.96	100.96
	RDX	496.88	500.00	-0.62	99.38
	Tetryl	501.17	500.00	0.23	100.23
	1,2-Dinitrobenzene	501.51	500.00	0.30	100.30
Lab ID: S1C0592-CAL4 Cal Standard					
8330 Explosives	1,3,5-Trinitrobenzene	99.81	100.00	-0.19	99.81
	1,3-Dinitrobenzene	99.63	100.00	-0.37	99.63
	2,4,6-Trinitrotoluene	100.01	100.00	0.01	100.01
	2,4-Dinitrotoluene	100.18	100.00	0.18	100.18
	2,6-Dinitrotoluene	100.61	100.00	0.61	100.61
	2-Amino-4,6-dinitrotoluene (2-am-dnt)	99.14	100.00	-0.86	99.14
	2-Nitrotoluene	99.32	100.00	-0.68	99.32
	3-Nitrotoluene	100.90	100.00	0.90	100.90
	4-Amino-2,6-dinitrotoluene	99.27	100.00	-0.73	99.27
	4-Nitrotoluene	100.64	100.00	0.64	100.64
	HMX	98.76	100.00	-1.24	98.76
	Nitrobenzene	99.60	100.00	-0.40	99.60
	PETN	106.69	100.00	6.69	106.69
	RDX	94.28	100.00	-5.72	94.28
	Tetryl	99.12	100.00	-0.88	99.12
	1,2-Dinitrobenzene	99.39	100.00	-0.61	99.39
8330 Explosives DOD	1,3,5-Trinitrobenzene	99.81	100.00	-0.19	99.81
	1,3-Dinitrobenzene	99.63	100.00	-0.37	99.63
	2,4,6-Trinitrotoluene	100.01	100.00	0.01	100.01
	2,4-Dinitrotoluene	100.18	100.00	0.18	100.18
	2,6-Dinitrotoluene	100.61	100.00	0.61	100.61
	2-Amino-4,6-dinitrotoluene (2-am-dnt)	99.14	100.00	-0.86	99.14
	2-Nitrotoluene	99.32	100.00	-0.68	99.32
	3-Nitrotoluene	100.90	100.00	0.90	100.90
	4-Amino-2,6-dinitrotoluene	99.27	100.00	-0.73	99.27
	4-Nitrotoluene	100.64	100.00	0.64	100.64
	HMX	98.76	100.00	-1.24	98.76
	Nitrobenzene	99.60	100.00	-0.40	99.60
	PETN	106.69	100.00	6.69	106.69
	RDX	94.28	100.00	-5.72	94.28
	Tetryl	99.12	100.00	-0.88	99.12
	1,2-Dinitrobenzene	99.39	100.00	-0.61	99.39
Lab ID: S1C0592-CAL5 Cal Standard					
8330 Explosives	1,3,5-Trinitrobenzene	50.04	50.000	0.08	100.08
	1,3-Dinitrobenzene	49.84	50.000	-0.32	99.68
	2,4,6-Trinitrotoluene	50.48	50.000	0.96	100.96
	2,4-Dinitrotoluene	50.29	50.000	0.59	100.59
	2,6-Dinitrotoluene	50.38	50.000	0.77	100.77
	2-Amino-4,6-dinitrotoluene (2-am-dnt)	49.49	50.000	-1.02	98.98
	2-Nitrotoluene	49.39	50.000	-1.21	98.79
	3-Nitrotoluene	49.32	50.000	-1.36	98.64

Data Review Report
(Continued)

Printed: 04/01/2021 5:06 pı

Analysis	Analyte	CalResult	True Value	% D	% Rec
Lab ID: S1C0592-CAL5 Cal Standard (Continued)					
8330 Explosives (Continued)	4-Amino-2,6-dinitrotoluene	49.76	50.000	-0.49	99.51
	4-Nitrotoluene	49.65	50.000	-0.69	99.31
	HMX	49.30	50.000	-1.40	98.60
	Nitrobenzene	49.94	50.000	-0.12	99.88
	PETN	49.46	50.000	-1.07	98.93
	RDX	49.47	50.000	-1.06	98.94
	Tetryl	49.82	50.000	-0.36	99.64
	1,2-Dinitrobenzene	50.12	50.000	0.25	100.25
8330 Explosives DOD	1,3,5-Trinitrobenzene	50.04	50.000	0.08	100.08
	1,3-Dinitrobenzene	49.84	50.000	-0.32	99.68
	2,4,6-Trinitrotoluene	50.48	50.000	0.96	100.96
	2,4-Dinitrotoluene	50.29	50.000	0.59	100.59
	2,6-Dinitrotoluene	50.38	50.000	0.77	100.77
	2-Amino-4,6-dinitrotoluene (2-am-dnt)	49.49	50.000	-1.02	98.98
	2-Nitrotoluene	49.39	50.000	-1.21	98.79
	3-Nitrotoluene	49.32	50.000	-1.36	98.64
	4-Amino-2,6-dinitrotoluene	49.76	50.000	-0.49	99.51
	4-Nitrotoluene	49.65	50.000	-0.69	99.31
	HMX	49.30	50.000	-1.40	98.60
	Nitrobenzene	49.94	50.000	-0.12	99.88
	PETN	49.46	50.000	-1.07	98.93
	RDX	49.47	50.000	-1.06	98.94
	Tetryl	49.82	50.000	-0.36	99.64
	1,2-Dinitrobenzene	50.12	50.000	0.25	100.25
Lab ID: S1C0592-CAL6 Cal Standard					
8330 Explosives	1,3,5-Trinitrobenzene	24.93	25.000	-0.29	99.71
	1,3-Dinitrobenzene	25.09	25.000	0.37	100.37
	2,4,6-Trinitrotoluene	24.77	25.000	-0.91	99.09
	2,4-Dinitrotoluene	24.79	25.000	-0.84	99.16
	2,6-Dinitrotoluene	24.67	25.000	-1.32	98.68
	2-Amino-4,6-dinitrotoluene (2-am-dnt)	25.47	25.000	1.88	101.88
	2-Nitrotoluene	25.36	25.000	1.43	101.43
	3-Nitrotoluene	25.04	25.000	0.16	100.16
	4-Amino-2,6-dinitrotoluene	25.45	25.000	1.80	101.80
	4-Nitrotoluene	24.98	25.000	-0.07	99.93
	HMX	25.73	25.000	2.93	102.93
	Nitrobenzene	25.08	25.000	0.32	100.32
	PETN	23.55	25.000	-5.80	94.20
	RDX	26.80	25.000	7.21	107.21
	Tetryl	25.22	25.000	0.87	100.87
	1,2-Dinitrobenzene	24.96	25.000	-0.16	99.84
8330 Explosives DOD	1,3,5-Trinitrobenzene	24.93	25.000	-0.29	99.71
	1,3-Dinitrobenzene	25.09	25.000	0.37	100.37
	2,4,6-Trinitrotoluene	24.77	25.000	-0.91	99.09
	2,4-Dinitrotoluene	24.79	25.000	-0.84	99.16
	2,6-Dinitrotoluene	24.67	25.000	-1.32	98.68
	2-Amino-4,6-dinitrotoluene (2-am-dnt)	25.47	25.000	1.88	101.88

Data Review Report
(Continued)

Printed: 04/01/2021 5:06 pr

Analysis	Analyte	CalResult	True Value	% D	% Rec
Lab ID: S1C0592-CAL6 Cal Standard (Continued)					
8330 Explosives DOD (Continue	2-Nitrotoluene	25.36	25.000	1.43	101.43
	3-Nitrotoluene	25.04	25.000	0.16	100.16
	4-Amino-2,6-dinitrotoluene	25.45	25.000	1.80	101.80
	4-Nitrotoluene	24.98	25.000	-0.07	99.93
	HMX	25.73	25.000	2.93	102.93
	Nitrobenzene	25.08	25.000	0.32	100.32
	PETN	23.55	25.000	-5.80	94.20
	RDX	26.80	25.000	7.21	107.21
	Tetryl	25.22	25.000	0.87	100.87
	1,2-Dinitrobenzene	24.96	25.000	-0.16	99.84

Method C:\CHEM32\1\METHODS\8330DATA.M

Calibration Table

General Calibration Setting

Calib. Data Modified : Thursday, April 01, 2021 11:41:31 PM
Signals calculated separately : No

Rel. Reference Window : 0.000 %
Abs. Reference Window : 0.400 min
Rel. Non-ref. Window : 0.000 %
Abs. Non-ref. Window : 0.500 min
Uncalibrated Peaks : not reported
Partial Calibration : Yes, identified peaks are recalibrated
Correct All Ret. Times: Yes, even for non-identified peaks

Curve Type : Linear
Origin : Ignored
Weight : Linear (Resp)

Recalibration Settings:
Average Response : Average all calibrations
Average Retention Time: Floating Average New 75%

Calibration Report Options :
Printout of recalibrations within a sequence:
Calibration Table after Recalibration
Normal Report after Recalibration
If the sequence is done with bracketing:
Results of first cycle (ending previous bracket)

Signal Details

Signal 1: DAD1 B, Sig=254,16 Ref=360,100

Overview Table

RT	Sig	Lvl	Amount [ug/L]	Area	Rsp.Factor	Ref	ISTD	#	Compound
8.021	1	1	25.00000	5.32212	4.69738	No	No		HMX
		2	50.00000	9.34768	5.34892				
		3	100.00000	17.84794	5.60289				
		4	500.00000	85.52922	5.84596				
		5	1000.00000	168.58925	5.93158				

Method C:\CHEM32\1\METHODS\8330DATA.M

RT	Sig	Lvl	Amount [ug/L]	Area	Rsp.Factor	Ref	ISTD	#	Compound
		6	2500.00000	416.07462	6.00854				
11.823	1	1	25.00000	4.70871	5.30931	No	No		RDX
		2	50.00000	8.91248	5.61011				
		3	100.00000	18.11518	5.52023				
		4	500.00000	90.82465	5.50511				
		5	1000.00000	181.19002	5.51907				
		6	2500.00000	452.15326	5.52910				
12.273	1	1	25.00000	10.34519	2.41658	No	No		1,3,5-Trinitrobenzene
		2	50.00000	20.53619	2.43473				
		3	100.00000	41.63564	2.40179				
		4	500.00000	209.51237	2.38649				
		5	1000.00000	418.22992	2.39103				
		6	2500.00000	1040.80347	2.40199				
14.060	1	1	25.00000	6.44639	3.87814	No	No		1,2-Dinitrobenzene
		2	50.00000	13.03892	3.83467				
		3	100.00000	26.29048	3.80366				
		4	500.00000	132.34601	3.77798				
		5	1000.00000	265.00568	3.77350				
		6	2500.00000	660.51001	3.78495				
15.028	1	1	25.00000	14.39548	1.73666	No	No		1,3-Dinitrobenzene
		2	50.00000	28.83583	1.73395				
		3	100.00000	58.37860	1.71296				
		4	500.00000	292.90503	1.70704				
		5	1000.00000	586.66351	1.70455				
		6	2500.00000	1461.89624	1.71011				
15.960	1	1	25.00000	9.07996	2.75332	No	No		Nitrobenzene
		2	50.00000	18.65527	2.68021				
		3	100.00000	37.55727	2.66260				
		4	500.00000	191.26222	2.61421				
		5	1000.00000	383.66293	2.60645				
		6	2500.00000	960.26160	2.60346				
19.365	1	1	25.00000	10.42818	2.39735	No	No		2,4,6-Trinitrotoluene
		2	50.00000	20.75630	2.40891				
		3	100.00000	40.49722	2.46931				
		4	500.00000	200.41702	2.49480				
		5	1000.00000	401.36154	2.49152				
		6	2500.00000	997.40802	2.50650				
20.006	1	1	25.00000	7.00228	3.57027	No	No		Tetryl
		2	50.00000	14.38133	3.47673				
		3	100.00000	29.51302	3.38833				
		4	500.00000	150.90971	3.31324				
		5	1000.00000	305.48425	3.27349				
		6	2500.00000	762.61792	3.27818				
22.156	1	1	25.00000	6.53700	3.82438	No	No		2,6-Dinitrotoluene
		2	50.00000	13.08433	3.82137				
		3	100.00000	26.52874	3.76950				
		4	500.00000	132.51852	3.77306				
		5	1000.00000	266.26199	3.75570				
		6	2500.00000	663.05798	3.77041				
23.499	1	1	25.00000	13.12327	1.90501	No	No		2,4-Dinitrotoluene
		2	50.00000	26.06503	1.91828				
		3	100.00000	52.54412	1.90316				
		4	500.00000	263.64203	1.89651				
		5	1000.00000	529.12445	1.88991				
		6	2500.00000	1317.32104	1.89779				
24.988	1	1	25.00000	5.29878	4.71807	No	No		2-Nitrotoluene
		2	50.00000	10.99025	4.54949				

Method C:\CHEM32\1\METHODS\8330DATA.M

RT	Sig	Lvl	Amount [ug/L]	Area	Rsp.Factor	Ref	ISTD	#	Compound
		3	100.00000	22.09312	4.52630				
		4	500.00000	111.69813	4.47635				
		5	1000.00000	225.40410	4.43648				
		6	2500.00000	561.99573	4.44843				
27.249	1	1	25.00000	4.56352	5.47822	No	No		4-Nitrotoluene
		2	50.00000	9.25493	5.40253				
		3	100.00000	18.31980	5.45857				
		4	500.00000	92.20401	5.42276				
		5	1000.00000	183.38731	5.45294				
		6	2500.00000	457.93475	5.45929				
29.134	1	1	25.00000	6.18038	4.04506	No	No		3-Nitrotoluene
		2	50.00000	12.38534	4.03703				
		3	100.00000	25.04603	3.99265				
		4	500.00000	125.15771	3.99496				
		5	1000.00000	250.53180	3.99151				
		6	2500.00000	623.39941	4.01027				
30.022	1	1	25.00000	5.90509	4.23364	No	No		4-Amino-2,6-Dinitrotoluene
		2	50.00000	11.50086	4.34750				
		3	100.00000	23.23747	4.30340				
		4	500.00000	117.41345	4.25846				
		5	1000.00000	234.60602	4.26247				
		6	2500.00000	584.76221	4.27524				
32.661	1	1	25.00000	8.68584	2.87825	No	No		2-Amino-4,6-Dinitrotoluene
		2	50.00000	17.54877	2.84920				
		3	100.00000	35.86147	2.78851				
		4	500.00000	179.68408	2.78266				
		5	1000.00000	358.63574	2.78834				
		6	2500.00000	894.48169	2.79491				

Peak Sum Table

No Entries in table

1 Warnings or Errors :

Warning : Overlapping peak time windows at 11.823 min, signal 1

Print of window 66: Calibration Curve

Calibration Curve

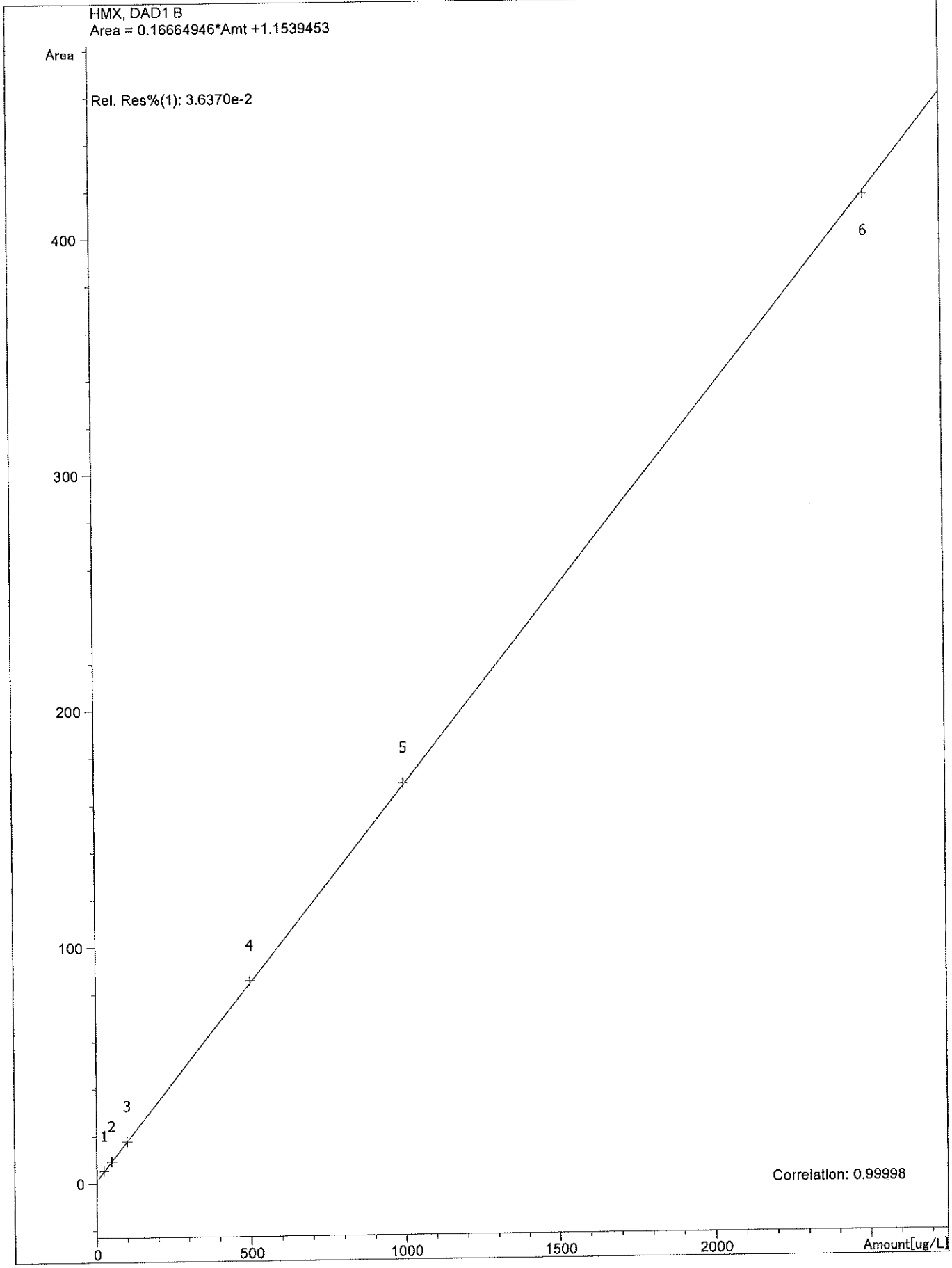

Print of window 66: Calibration Curve

Calibration Curve

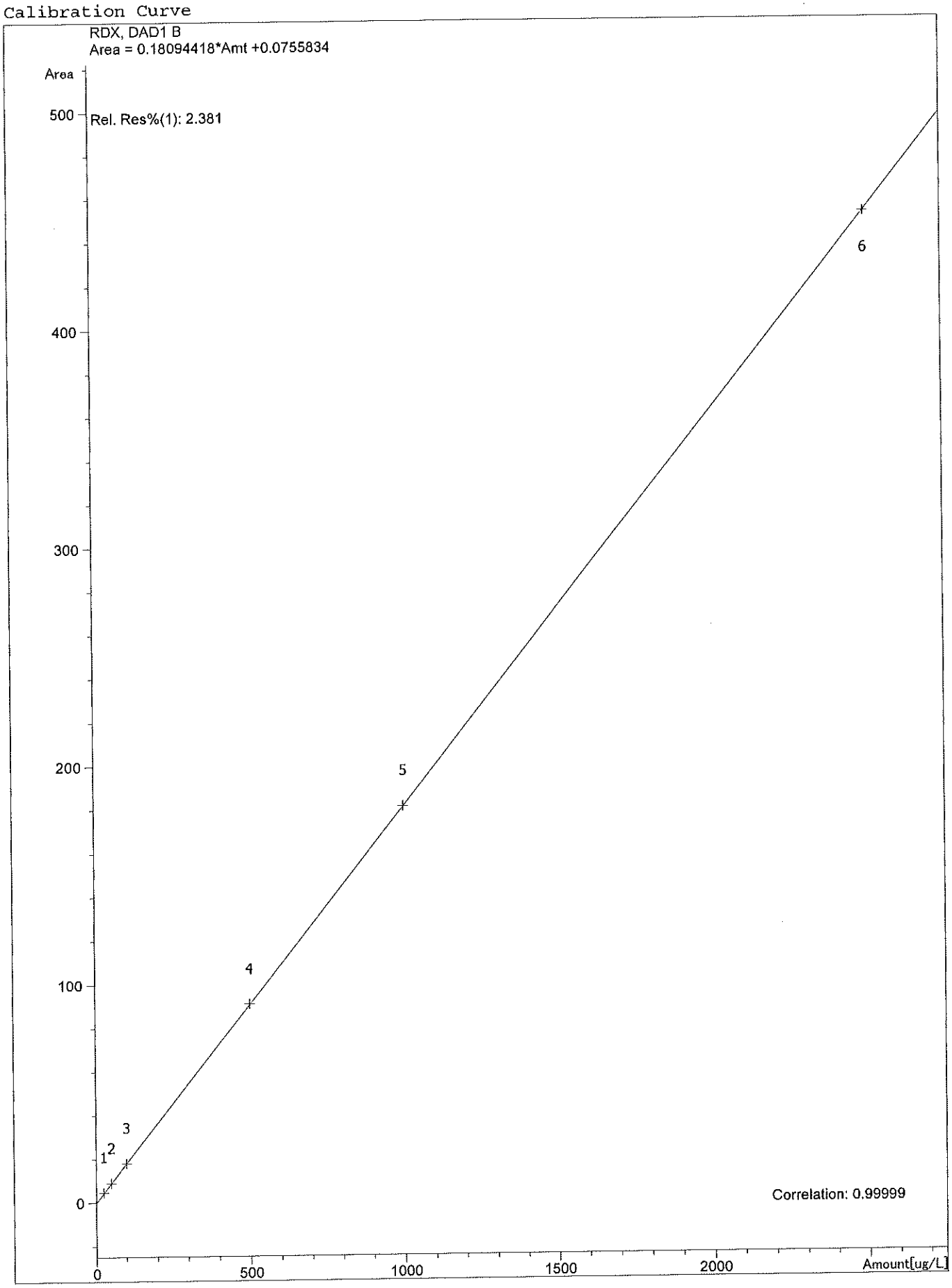

Print of window 66: Calibration Curve

Calibration Curve

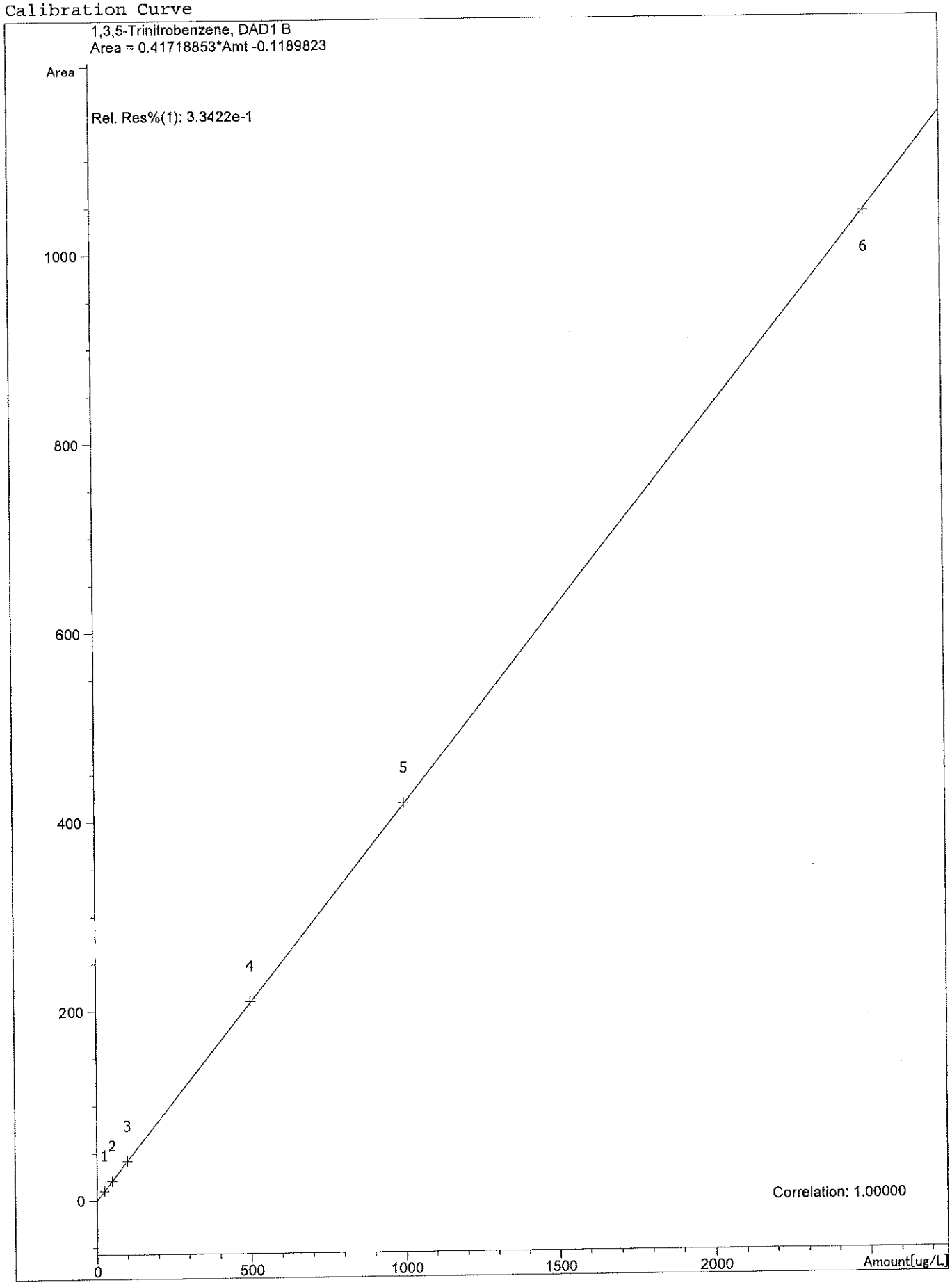

Print of window 66: Calibration Curve

Calibration Curve

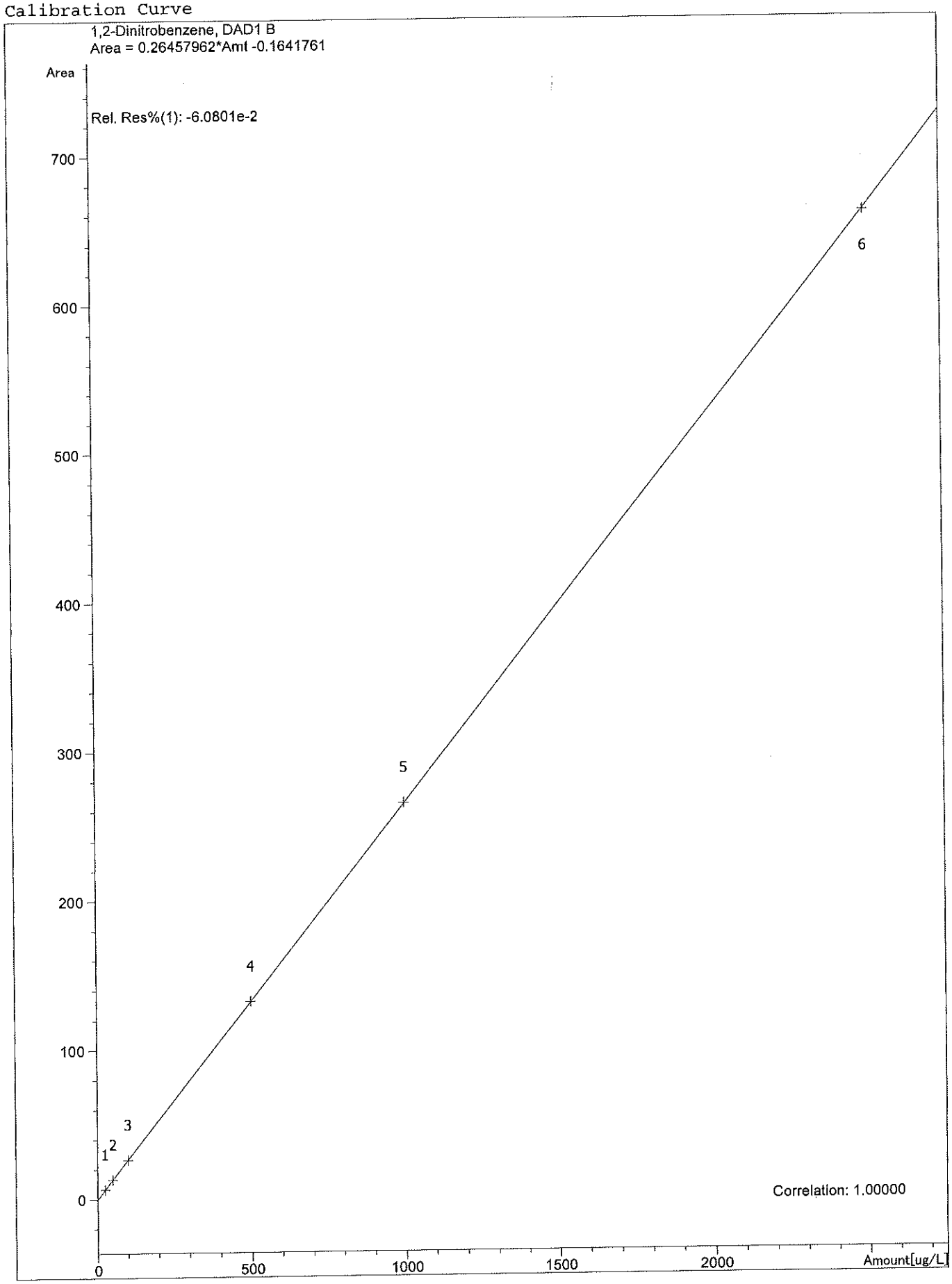

Print of window 66: Calibration Curve

Calibration Curve

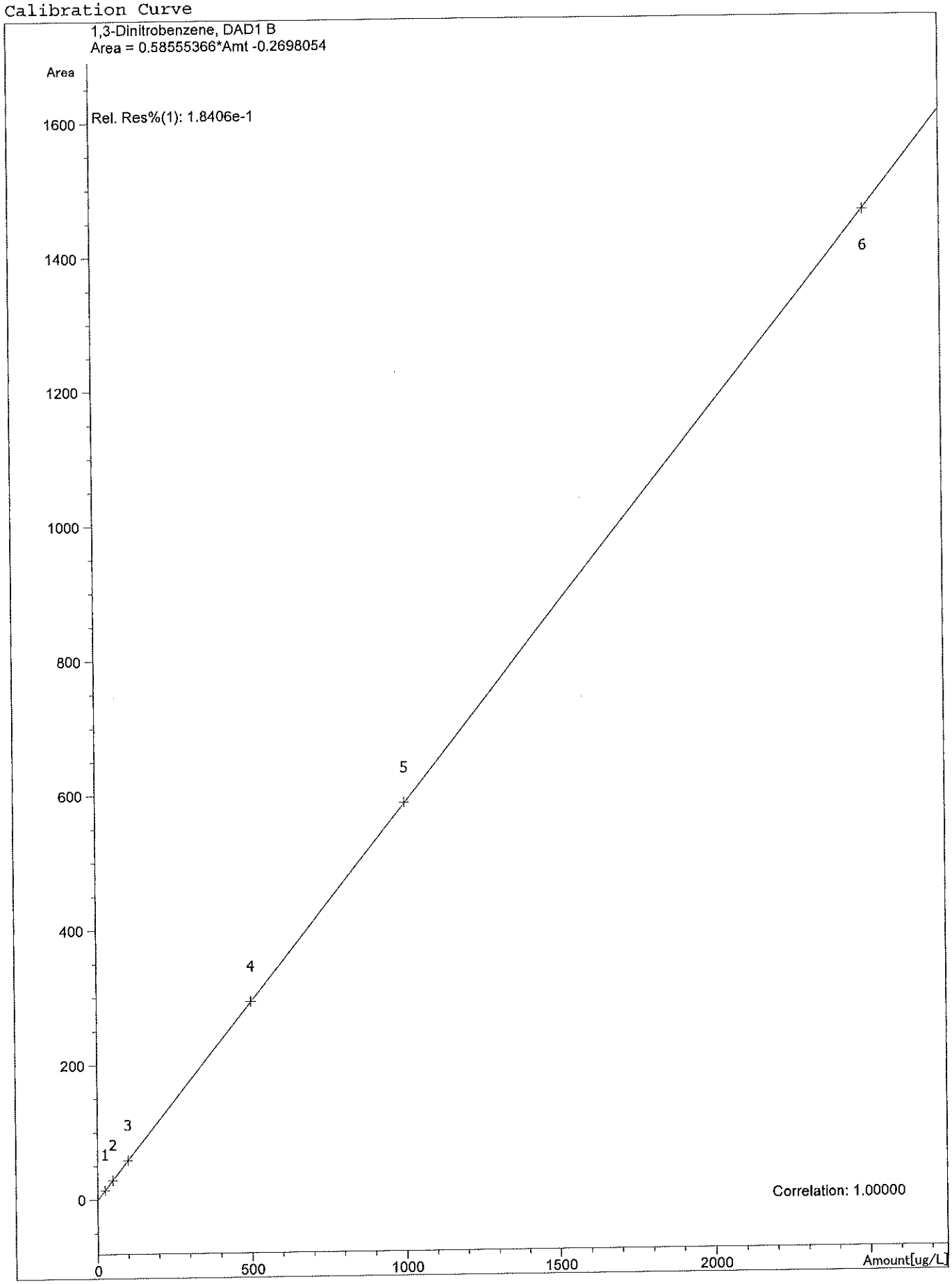

Print of window 66: Calibration Curve

Calibration Curve

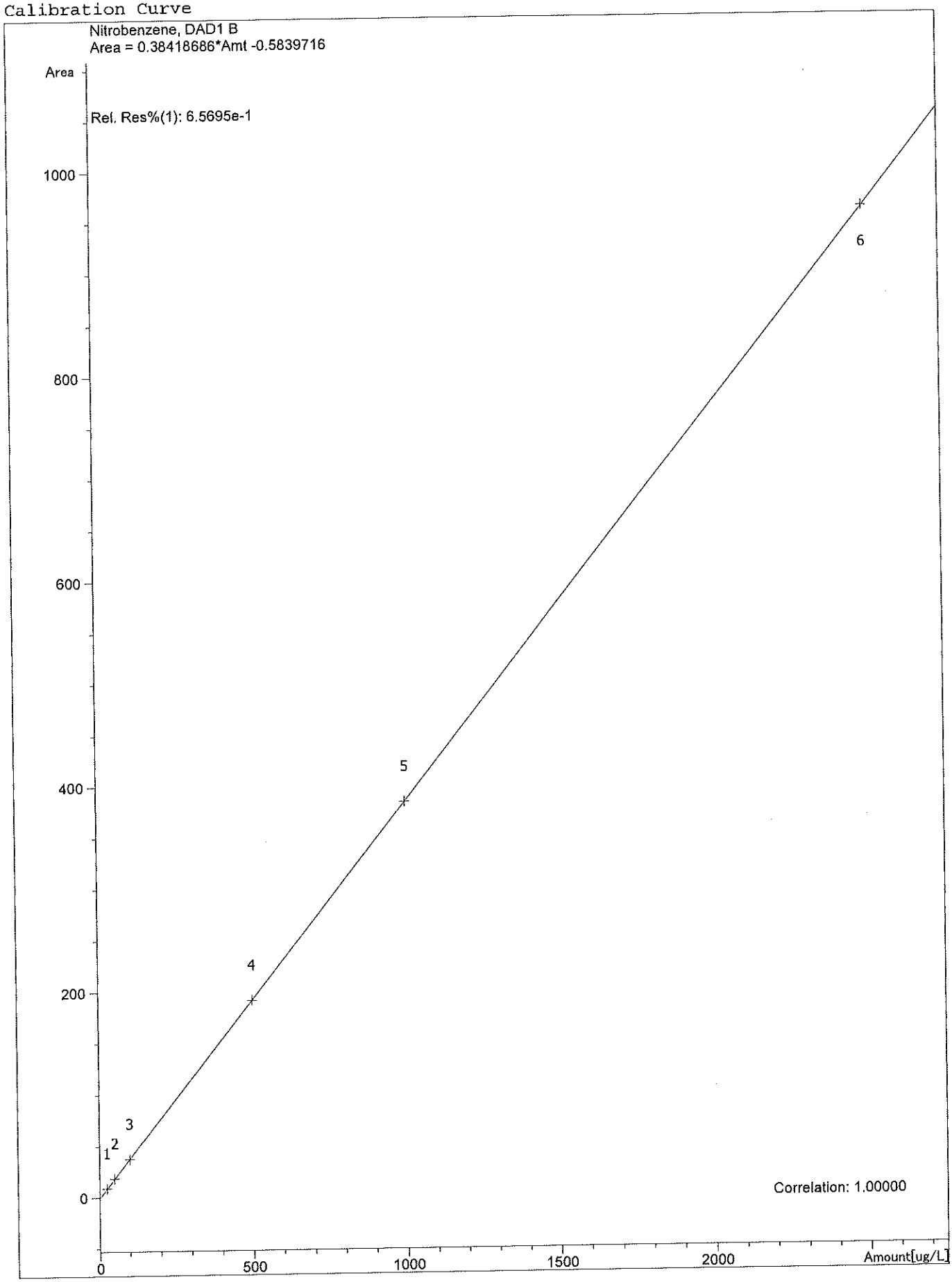

Print of window 66: Calibration Curve

Calibration Curve

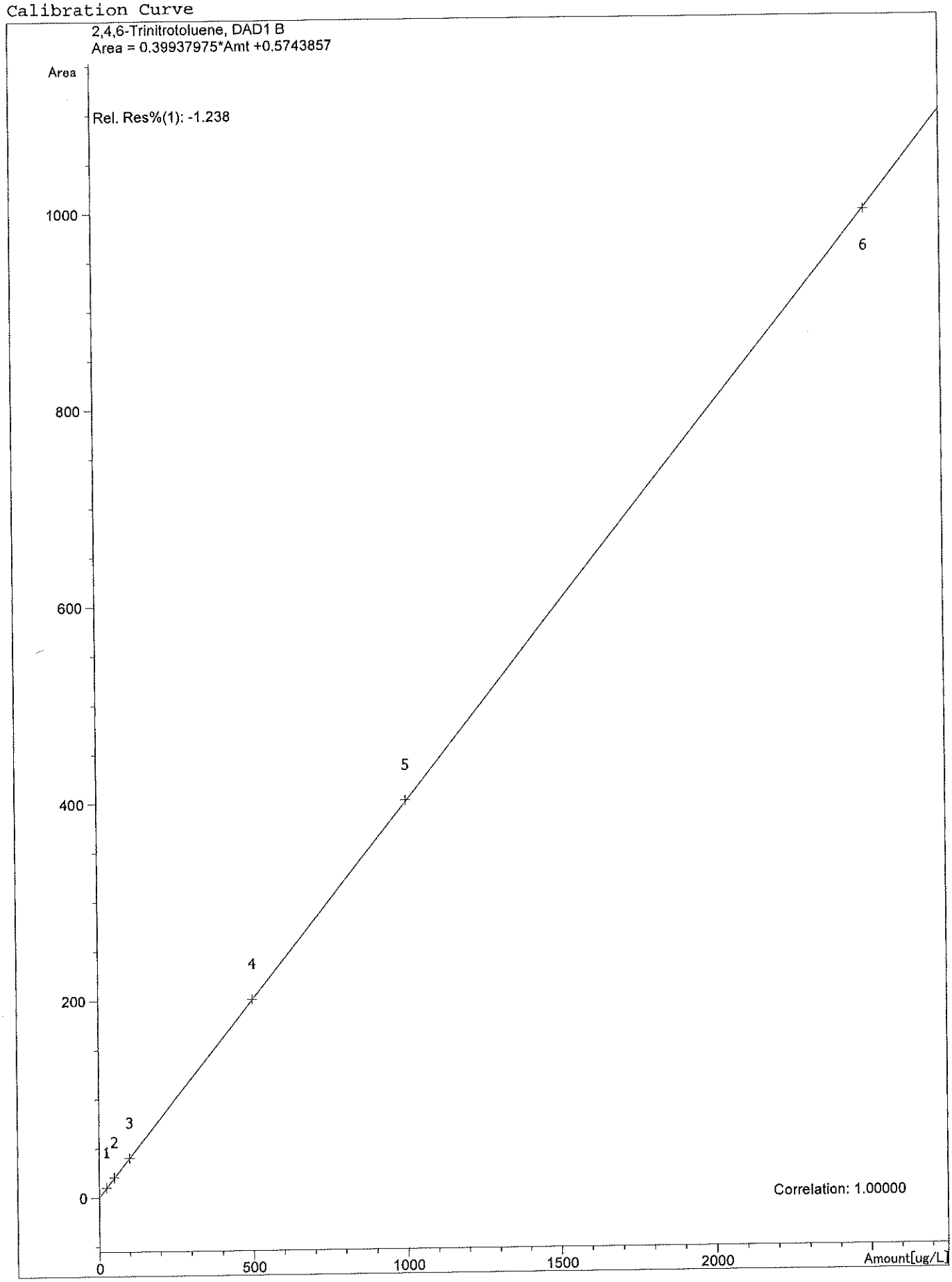

Print of window 66: Calibration Curve

Calibration Curve

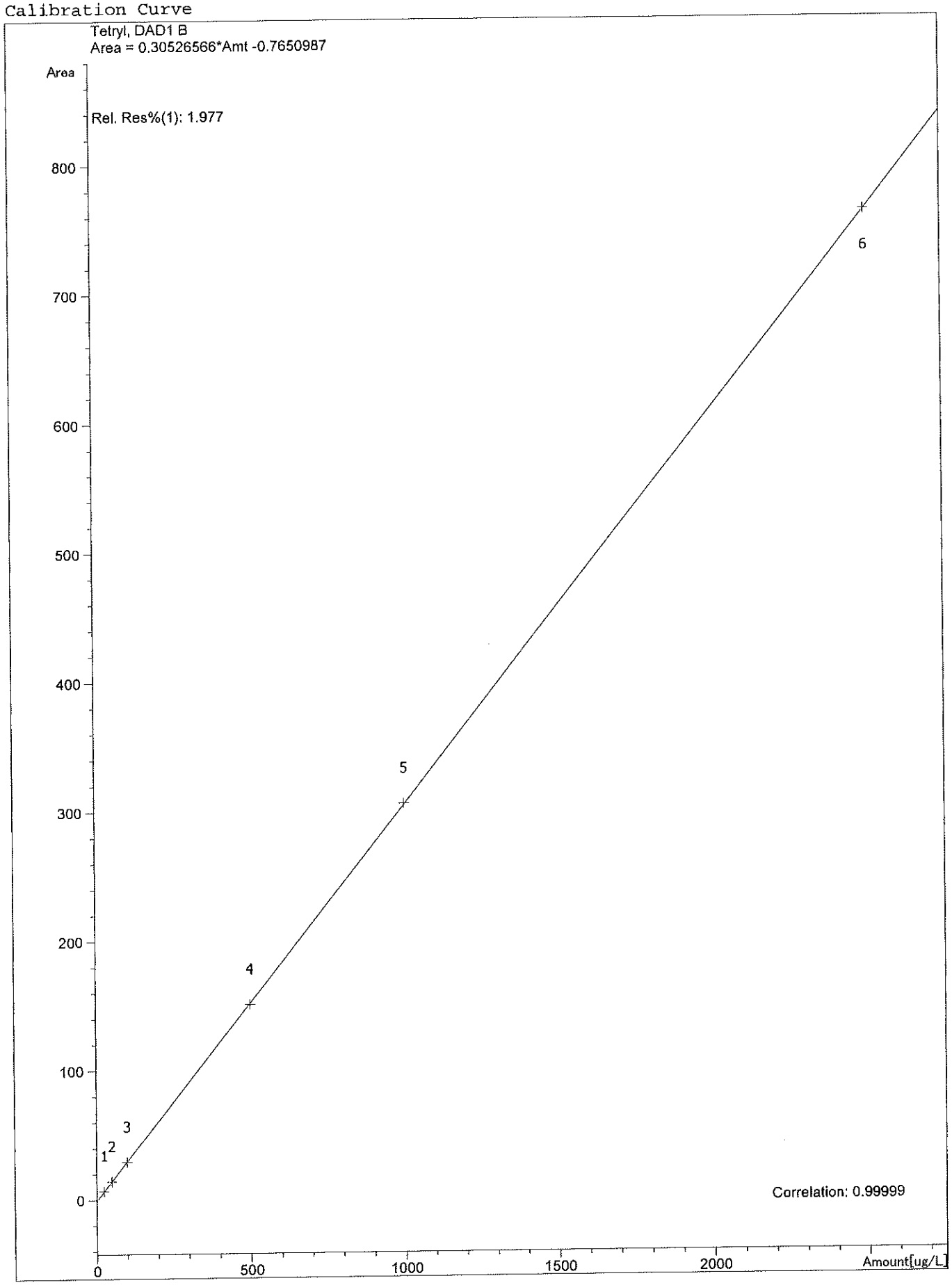

Print of window 66: Calibration Curve

Calibration Curve

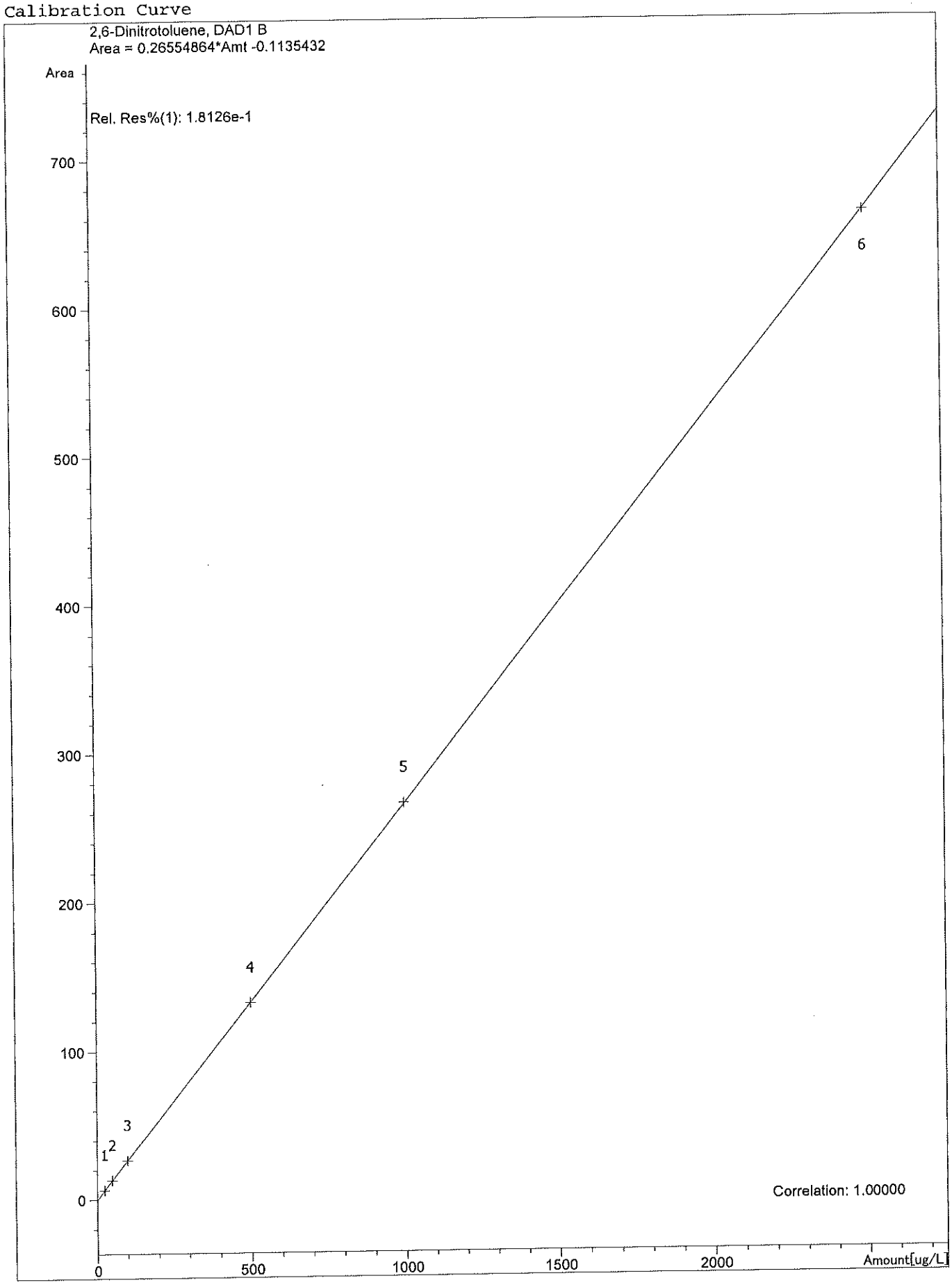

Print of window 66: Calibration Curve

Calibration Curve

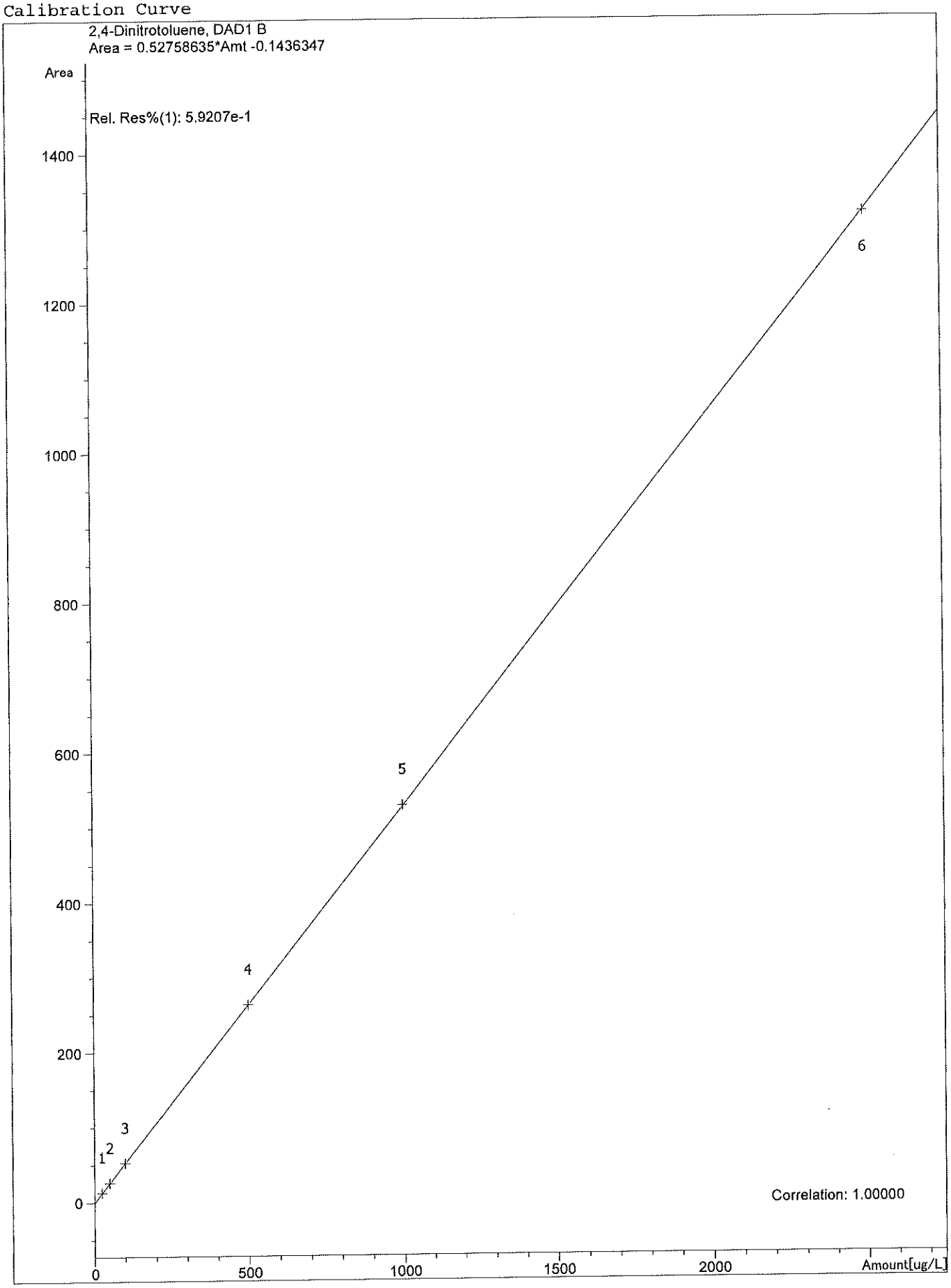

Print of window 66: Calibration Curve

Calibration Curve

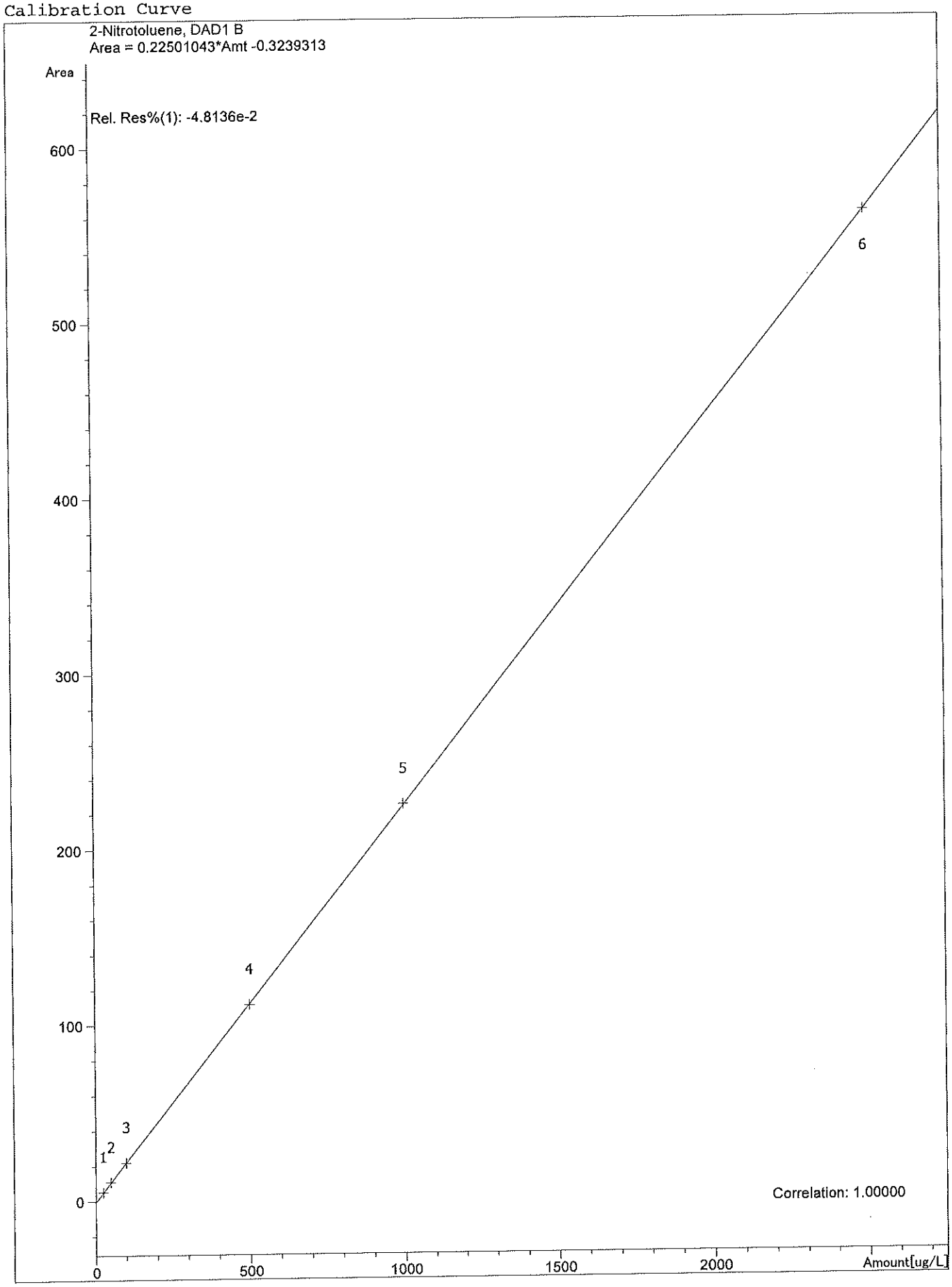

Print of window 66: Calibration Curve

Calibration Curve

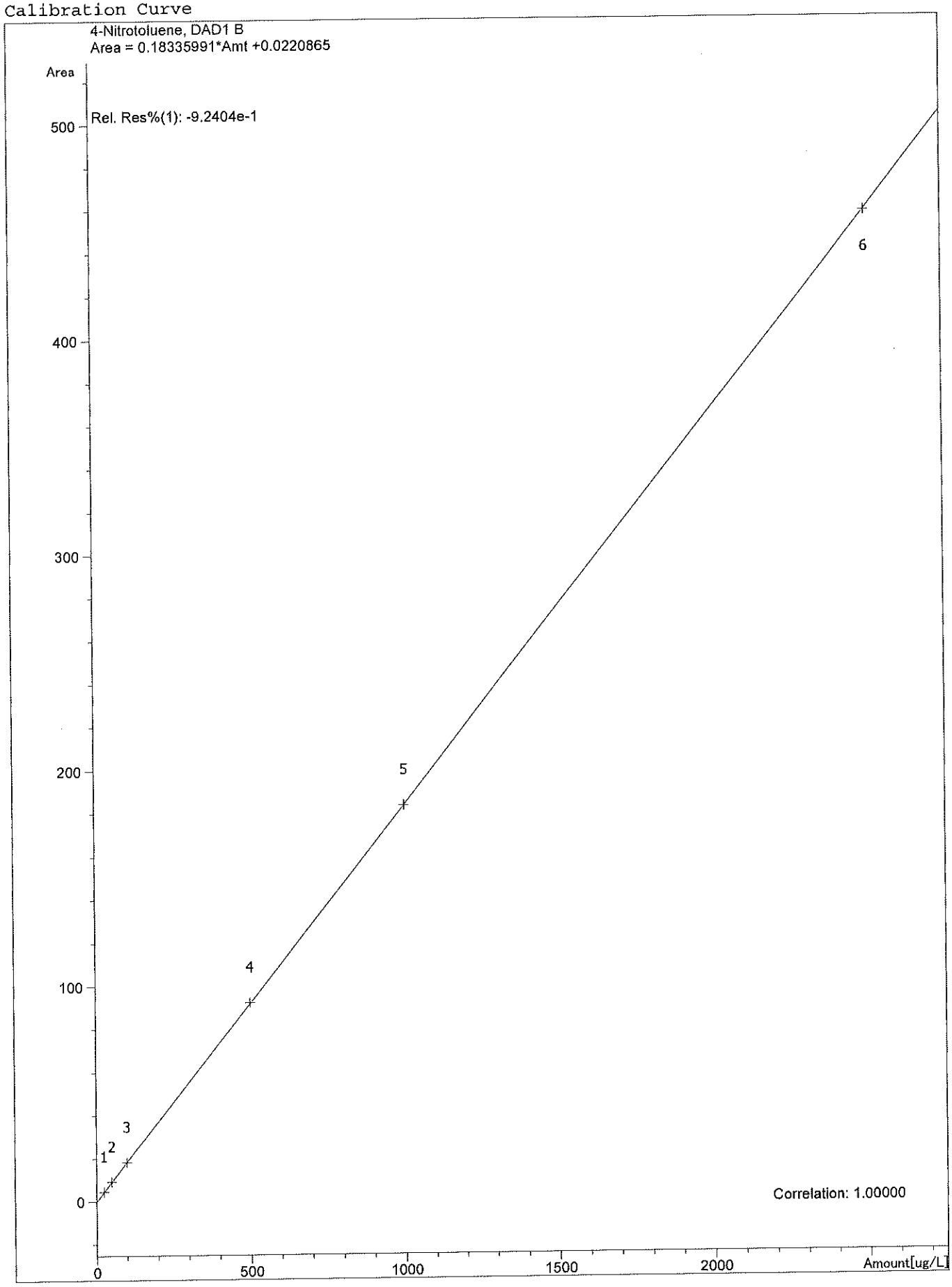

Print of window 66: Calibration Curve

Calibration Curve

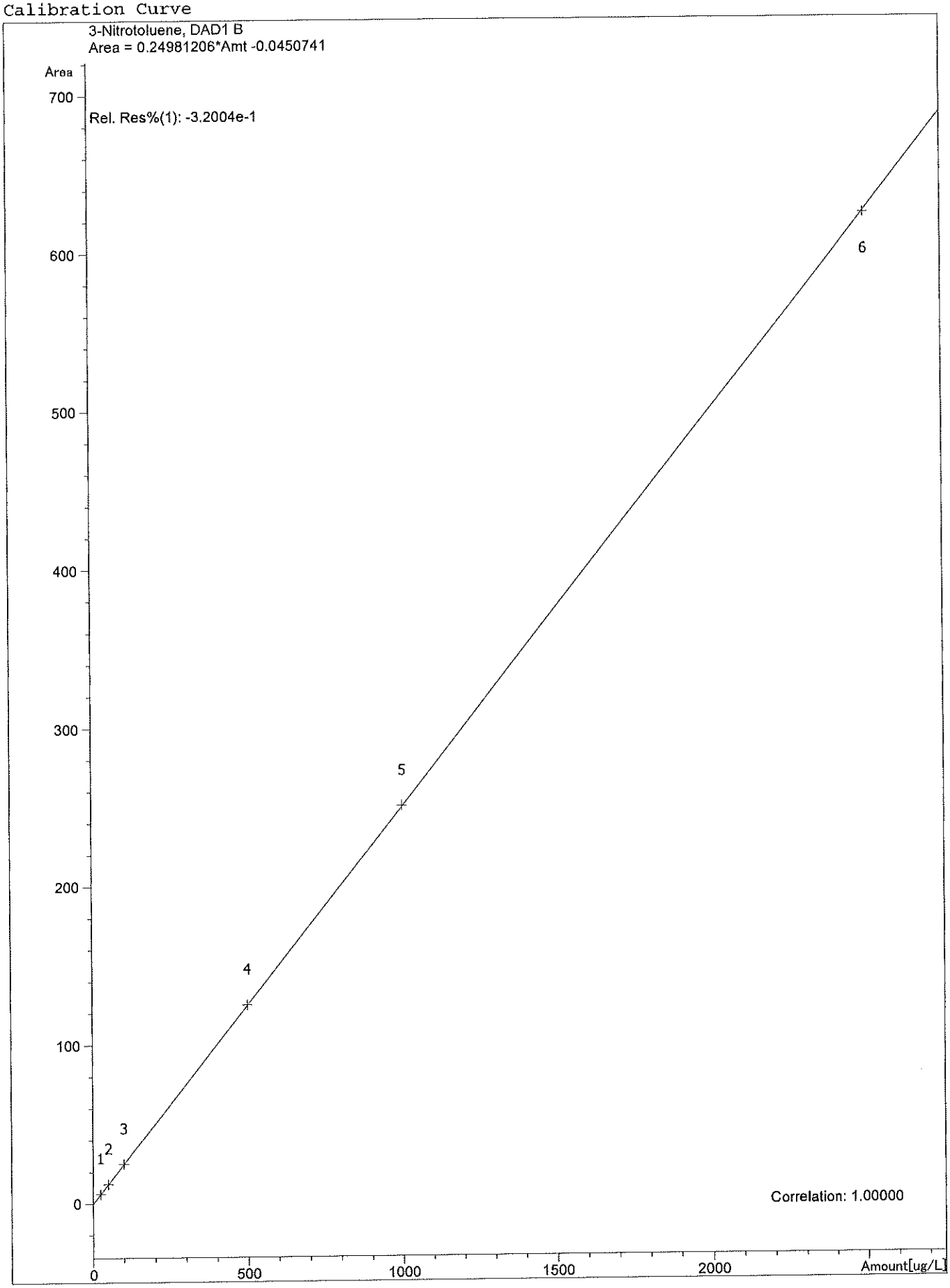

Print of window 66: Calibration Curve

Calibration Curve

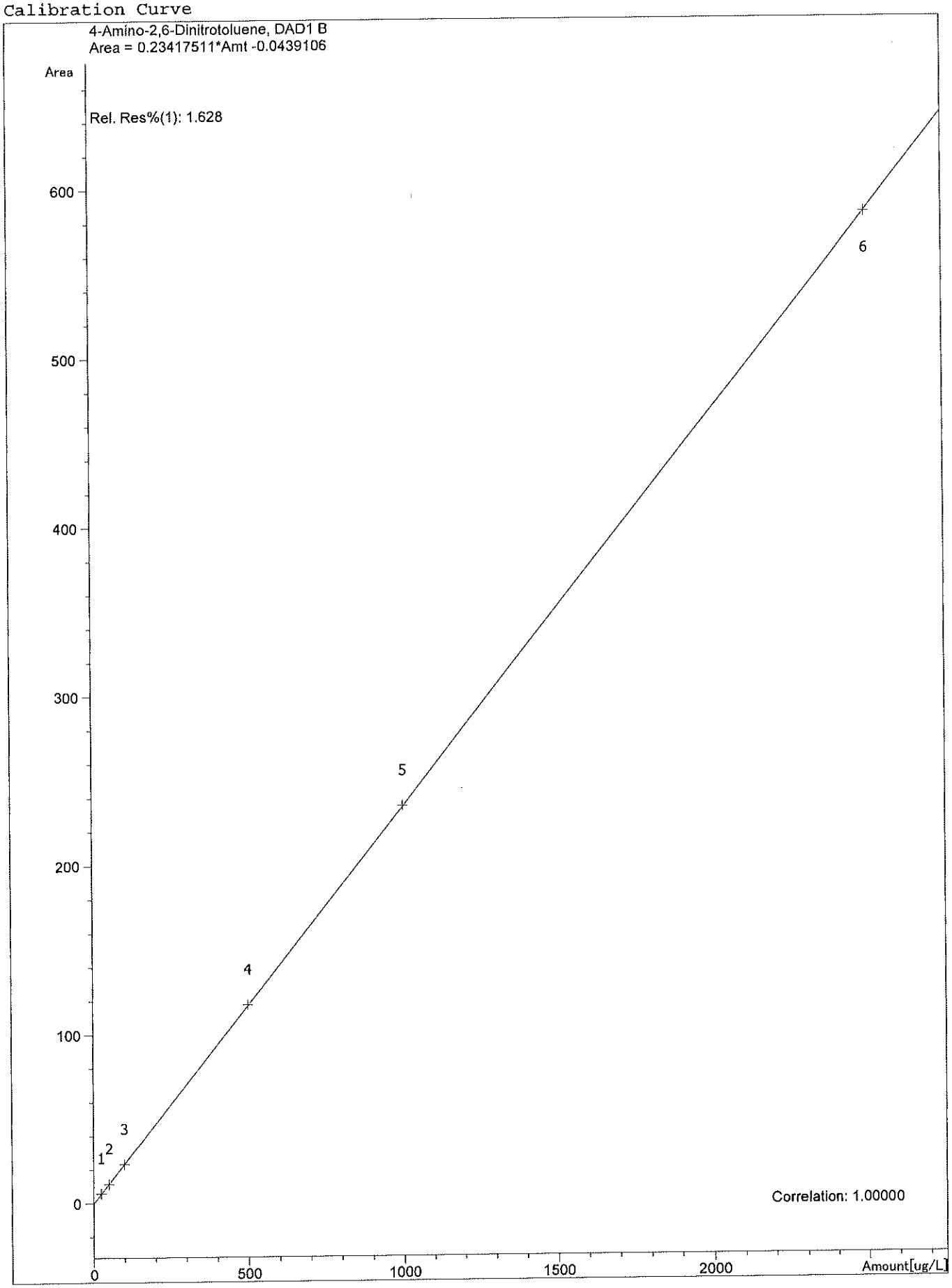

Print of window 66: Calibration Curve

Calibration Curve

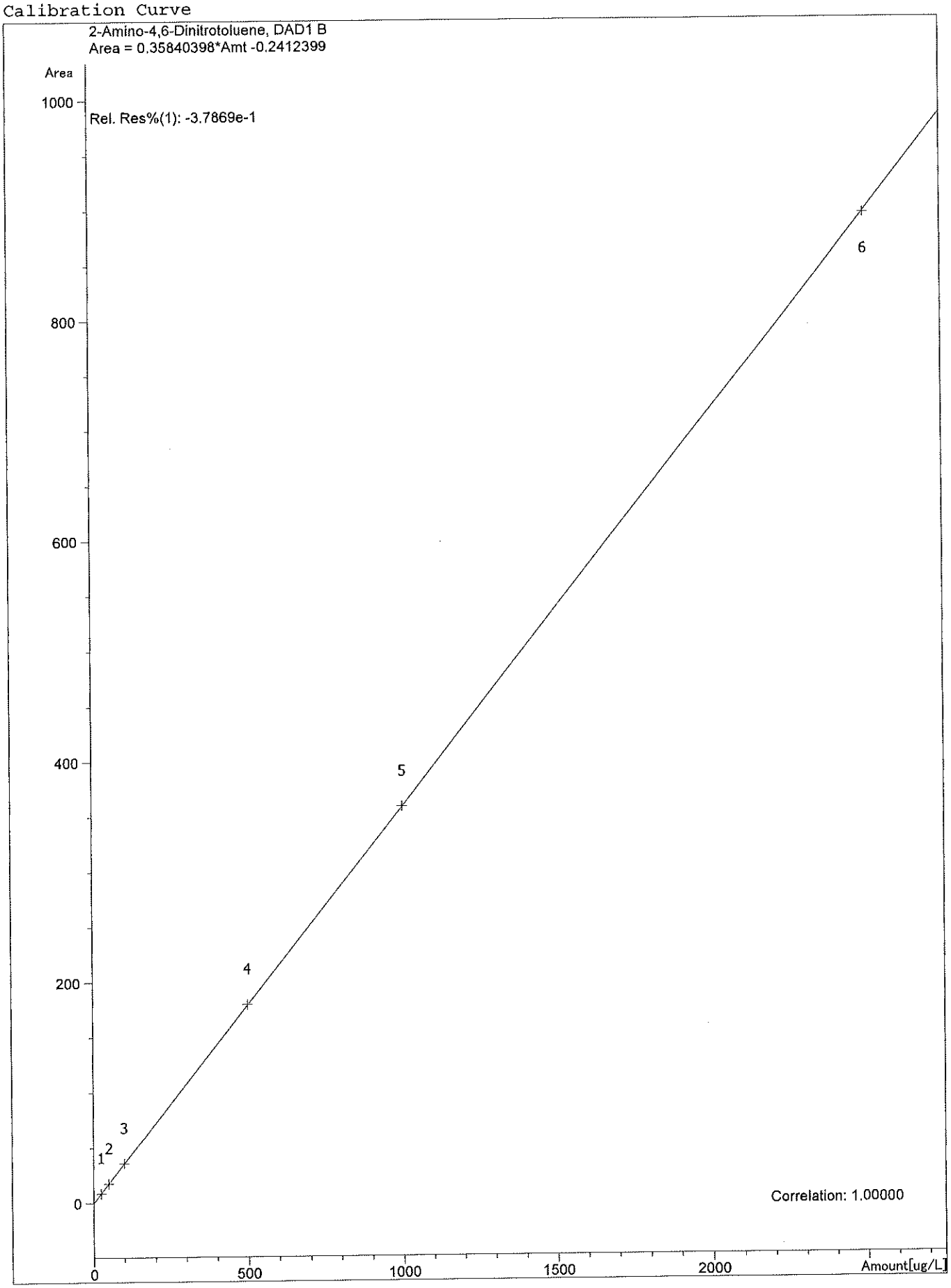

Data Review Report

Printed: 04/02/2021 12:44 a

Analysis	Analyte	CalResult	True Value	% D	% Rec
Lab ID: S1C0593-CAL1 Cal Standard					
8330 Explosives	1,3,5-Trinitrobenzene	2495.07	2500.0	-0.20	99.80
	1,3-Dinitrobenzene	2497.06	2500.0	-0.12	99.88
	2,4,6-Trinitrotoluene	2495.93	2500.0	-0.16	99.84
	2,4-Dinitrotoluene	2497.15	2500.0	-0.11	99.89
	2,6-Dinitrotoluene	2497.36	2500.0	-0.11	99.89
	2-Amino-4,6-dinitrotoluene (2-am-dnt)	2496.40	2500.0	-0.14	99.86
	2-Nitrotoluene	2499.07	2500.0	-0.04	99.96
	3-Nitrotoluene	2495.64	2500.0	-0.17	99.83
	4-Amino-2,6-dinitrotoluene	2497.30	2500.0	-0.11	99.89
	4-Nitrotoluene	2497.33	2500.0	-0.11	99.89
	HMX	2489.63	2500.0	-0.41	99.59
	Nitrobenzene	2500.97	2500.0	0.04	100.04
	RDX	2498.46	2500.0	-0.06	99.94
	Tetryl	2500.65	2500.0	0.03	100.03
	1,2-Dinitrobenzene	2497.07	2500.0	-0.12	99.88
8330 Explosives DOD	1,3,5-Trinitrobenzene	2495.07	2500.0	-0.20	99.80
	1,3-Dinitrobenzene	2497.06	2500.0	-0.12	99.88
	2,4,6-Trinitrotoluene	2495.93	2500.0	-0.16	99.84
	2,4-Dinitrotoluene	2497.15	2500.0	-0.11	99.89
	2,6-Dinitrotoluene	2497.36	2500.0	-0.11	99.89
	2-Amino-4,6-dinitrotoluene (2-am-dnt)	2496.40	2500.0	-0.14	99.86
	2-Nitrotoluene	2499.07	2500.0	-0.04	99.96
	3-Nitrotoluene	2495.64	2500.0	-0.17	99.83
	4-Amino-2,6-dinitrotoluene	2497.30	2500.0	-0.11	99.89
	4-Nitrotoluene	2497.33	2500.0	-0.11	99.89
	HMX	2489.63	2500.0	-0.41	99.59
	Nitrobenzene	2500.97	2500.0	0.04	100.04
	RDX	2498.46	2500.0	-0.06	99.94
	Tetryl	2500.65	2500.0	0.03	100.03
	1,2-Dinitrobenzene	2497.07	2500.0	-0.12	99.88
Lab ID: S1C0593-CAL2 Cal Standard					
8330 Explosives	1,3,5-Trinitrobenzene	1002.77	1000.0	0.28	100.28
	1,3-Dinitrobenzene	1002.35	1000.0	0.24	100.24
	2,4,6-Trinitrotoluene	1003.52	1000.0	0.35	100.35
	2,4-Dinitrotoluene	1003.18	1000.0	0.32	100.32
	2,6-Dinitrotoluene	1003.11	1000.0	0.31	100.31
	2-Amino-4,6-dinitrotoluene (2-am-dnt)	1001.32	1000.0	0.13	100.13
	2-Nitrotoluene	1003.18	1000.0	0.32	100.32
	3-Nitrotoluene	1003.06	1000.0	0.31	100.31
	4-Amino-2,6-dinitrotoluene	1002.02	1000.0	0.20	100.20
	4-Nitrotoluene	1000.02	1000.0	0.00	100.00
	HMX	1004.67	1000.0	0.47	100.47
	Nitrobenzene	1000.15	1000.0	0.02	100.02
	RDX	1000.94	1000.0	0.09	100.09
	Tetryl	1003.21	1000.0	0.32	100.32
	1,2-Dinitrobenzene	1002.23	1000.0	0.22	100.22
8330 Explosives DOD	1,3,5-Trinitrobenzene	1002.77	1000.0	0.28	100.28

Data Review Report
(Continued)

Printed: 04/02/2021 12:44 ar

Analysis	Analyte	CalResult	True Value	% D	% Rec
Lab ID: S1C0593-CAL2 Cal Standard (Continued)					
8330 Explosives DOD (Continue	1,3-Dinitrobenzene	1002.35	1000.0	0.24	100.24
	2,4,6-Trinitrotoluene	1003.52	1000.0	0.35	100.35
	2,4-Dinitrotoluene	1003.18	1000.0	0.32	100.32
	2,6-Dinitrotoluene	1003.11	1000.0	0.31	100.31
	2-Amino-4,6-dinitrotoluene (2-am-dnt)	1001.32	1000.0	0.13	100.13
	2-Nitrotoluene	1003.18	1000.0	0.32	100.32
	3-Nitrotoluene	1003.06	1000.0	0.31	100.31
	4-Amino-2,6-dinitrotoluene	1002.02	1000.0	0.20	100.20
	4-Nitrotoluene	1000.02	1000.0	0.00	100.00
	HMX	1004.67	1000.0	0.47	100.47
	Nitrobenzene	1000.15	1000.0	0.02	100.02
	RDX	1000.94	1000.0	0.09	100.09
	Tetryl	1003.21	1000.0	0.32	100.32
	1,2-Dinitrobenzene	1002.23	1000.0	0.22	100.22
Lab ID: S1C0593-CAL3 Cal Standard					
8330 Explosives	1,3,5-Trinitrobenzene	502.48	500.00	0.50	100.50
	1,3-Dinitrobenzene	500.68	500.00	0.14	100.14
	2,4,6-Trinitrotoluene	500.38	500.00	0.08	100.08
	2,4-Dinitrotoluene	499.98	500.00	0.00	100.00
	2,6-Dinitrotoluene	499.46	500.00	-0.11	99.89
	2-Amino-4,6-dinitrotoluene (2-am-dnt)	502.01	500.00	0.40	100.40
	2-Nitrotoluene	497.85	500.00	-0.43	99.57
	3-Nitrotoluene	501.19	500.00	0.24	100.24
	4-Amino-2,6-dinitrotoluene	501.57	500.00	0.31	100.31
	4-Nitrotoluene	502.73	500.00	0.55	100.55
	HMX	506.29	500.00	1.26	101.26
	Nitrobenzene	499.36	500.00	-0.13	99.87
	RDX	501.52	500.00	0.30	100.30
	Tetryl	496.86	500.00	-0.63	99.37
	1,2-Dinitrobenzene	500.83	500.00	0.17	100.17
8330 Explosives DOD	1,3,5-Trinitrobenzene	502.48	500.00	0.50	100.50
	1,3-Dinitrobenzene	500.68	500.00	0.14	100.14
	2,4,6-Trinitrotoluene	500.38	500.00	0.08	100.08
	2,4-Dinitrotoluene	499.98	500.00	0.00	100.00
	2,6-Dinitrotoluene	499.46	500.00	-0.11	99.89
	2-Amino-4,6-dinitrotoluene (2-am-dnt)	502.01	500.00	0.40	100.40
	2-Nitrotoluene	497.85	500.00	-0.43	99.57
	3-Nitrotoluene	501.19	500.00	0.24	100.24
	4-Amino-2,6-dinitrotoluene	501.57	500.00	0.31	100.31
	4-Nitrotoluene	502.73	500.00	0.55	100.55
	HMX	506.29	500.00	1.26	101.26
	Nitrobenzene	499.36	500.00	-0.13	99.87
	RDX	501.52	500.00	0.30	100.30
	Tetryl	496.86	500.00	-0.63	99.37
	1,2-Dinitrobenzene	500.83	500.00	0.17	100.17

Lab ID: S1C0593-CAL4 Cal Standard

Data Review Report
(Continued)

Printed: 04/02/2021 12:44 ar

Analysis	Analyte	CalResult	True Value	% D	% Rec
Lab ID: S1C0593-CAL4 Cal Standard (Continued)					
8330 Explosives	1,3,5-Trinitrobenzene	100.08	100.00	0.08	100.08
	1,3-Dinitrobenzene	100.16	100.00	0.16	100.16
	2,4,6-Trinitrotoluene	99.96	100.00	-0.04	99.96
	2,4-Dinitrotoluene	99.86	100.00	-0.14	99.86
	2,6-Dinitrotoluene	100.33	100.00	0.33	100.33
	2-Amino-4,6-dinitrotoluene (2-am-dnt)	100.73	100.00	0.73	100.73
	2-Nitrotoluene	99.63	100.00	-0.37	99.63
	3-Nitrotoluene	100.44	100.00	0.44	100.44
	4-Amino-2,6-dinitrotoluene	99.41	100.00	-0.59	99.41
	4-Nitrotoluene	99.79	100.00	-0.21	99.79
	HMX	100.19	100.00	0.19	100.19
	Nitrobenzene	99.28	100.00	-0.72	99.28
	RDX	99.68	100.00	-0.32	99.68
	Tetryl	99.20	100.00	-0.80	99.20
	1,2-Dinitrobenzene	99.99	100.00	-0.01	99.99
8330 Explosives DOD	1,3,5-Trinitrobenzene	100.08	100.00	0.08	100.08
	1,3-Dinitrobenzene	100.16	100.00	0.16	100.16
	2,4,6-Trinitrotoluene	99.96	100.00	-0.04	99.96
	2,4-Dinitrotoluene	99.86	100.00	-0.14	99.86
	2,6-Dinitrotoluene	100.33	100.00	0.33	100.33
	2-Amino-4,6-dinitrotoluene (2-am-dnt)	100.73	100.00	0.73	100.73
	2-Nitrotoluene	99.63	100.00	-0.37	99.63
	3-Nitrotoluene	100.44	100.00	0.44	100.44
	4-Amino-2,6-dinitrotoluene	99.41	100.00	-0.59	99.41
	4-Nitrotoluene	99.79	100.00	-0.21	99.79
	HMX	100.19	100.00	0.19	100.19
	Nitrobenzene	99.28	100.00	-0.72	99.28
	RDX	99.68	100.00	-0.32	99.68
	Tetryl	99.20	100.00	-0.80	99.20
	1,2-Dinitrobenzene	99.99	100.00	-0.01	99.99
Lab ID: S1C0593-CAL5 Cal Standard					
8330 Explosives	1,3,5-Trinitrobenzene	49.51	50.000	-0.98	99.02
	1,3-Dinitrobenzene	49.71	50.000	-0.59	99.41
	2,4,6-Trinitrotoluene	50.54	50.000	1.07	101.07
	2,4-Dinitrotoluene	49.68	50.000	-0.65	99.35
	2,6-Dinitrotoluene	49.70	50.000	-0.60	99.40
	2-Amino-4,6-dinitrotoluene (2-am-dnt)	49.63	50.000	-0.73	99.27
	2-Nitrotoluene	50.28	50.000	0.57	100.57
	3-Nitrotoluene	49.76	50.000	-0.48	99.52
	4-Amino-2,6-dinitrotoluene	49.29	50.000	-1.41	98.59
	4-Nitrotoluene	50.35	50.000	0.70	100.70
	HMX	49.19	50.000	-1.63	98.37
	Nitrobenzene	50.08	50.000	0.16	100.16
	RDX	48.82	50.000	-2.36	97.64
	Tetryl	49.63	50.000	-0.74	99.26
	1,2-Dinitrobenzene	49.90	50.000	-0.20	99.80
8330 Explosives DOD	1,3,5-Trinitrobenzene	49.51	50.000	-0.98	99.02

Data Review Report
(Continued)

Printed: 04/02/2021 12:44 ar

Analysis	Analyte	CalResult	True Value	% D	% Rec
Lab ID: S1C0593-CAL5 Cal Standard (Continued)					
8330 Explosives DOD (Continue	1,3-Dinitrobenzene	49.71	50.000	-0.59	99.41
	2,4,6-Trinitrotoluene	50.54	50.000	1.07	101.07
	2,4-Dinitrotoluene	49.68	50.000	-0.65	99.35
	2,6-Dinitrotoluene	49.70	50.000	-0.60	99.40
	2-Amino-4,6-dinitrotoluene (2-am-dnt)	49.63	50.000	-0.73	99.27
	2-Nitrotoluene	50.28	50.000	0.57	100.57
	3-Nitrotoluene	49.76	50.000	-0.48	99.52
	4-Amino-2,6-dinitrotoluene	49.29	50.000	-1.41	98.59
	4-Nitrotoluene	50.35	50.000	0.70	100.70
	HMX	49.19	50.000	-1.63	98.37
	Nitrobenzene	50.08	50.000	0.16	100.16
	RDX	48.82	50.000	-2.36	97.64
	Tetryl	49.63	50.000	-0.74	99.26
	1,2-Dinitrobenzene	49.90	50.000	-0.20	99.80
Lab ID: S1C0593-CAL6 Cal Standard					
8330 Explosives	1,3,5-Trinitrobenzene	25.08	25.000	0.32	100.32
	1,3-Dinitrobenzene	25.04	25.000	0.18	100.18
	2,4,6-Trinitrotoluene	24.68	25.000	-1.30	98.70
	2,4-Dinitrotoluene	25.15	25.000	0.58	100.58
	2,6-Dinitrotoluene	25.04	25.000	0.18	100.18
	2-Amino-4,6-dinitrotoluene (2-am-dnt)	24.90	25.000	-0.38	99.62
	2-Nitrotoluene	24.99	25.000	-0.04	99.96
	3-Nitrotoluene	24.92	25.000	-0.32	99.68
	4-Amino-2,6-dinitrotoluene	25.40	25.000	1.59	101.59
	4-Nitrotoluene	24.77	25.000	-0.94	99.06
	HMX	25.03	25.000	0.13	100.13
	Nitrobenzene	25.16	25.000	0.63	100.63
	RDX	25.59	25.000	2.35	102.35
	Tetryl	25.46	25.000	1.83	101.83
	1,2-Dinitrobenzene	24.98	25.000	-0.06	99.94
8330 Explosives DOD	1,3,5-Trinitrobenzene	25.08	25.000	0.32	100.32
	1,3-Dinitrobenzene	25.04	25.000	0.18	100.18
	2,4,6-Trinitrotoluene	24.68	25.000	-1.30	98.70
	2,4-Dinitrotoluene	25.15	25.000	0.58	100.58
	2,6-Dinitrotoluene	25.04	25.000	0.18	100.18
	2-Amino-4,6-dinitrotoluene (2-am-dnt)	24.90	25.000	-0.38	99.62
	2-Nitrotoluene	24.99	25.000	-0.04	99.96
	3-Nitrotoluene	24.92	25.000	-0.32	99.68
	4-Amino-2,6-dinitrotoluene	25.40	25.000	1.59	101.59
	4-Nitrotoluene	24.77	25.000	-0.94	99.06
	HMX	25.03	25.000	0.13	100.13
	Nitrobenzene	25.16	25.000	0.63	100.63
	RDX	25.59	25.000	2.35	102.35
	Tetryl	25.46	25.000	1.83	101.83
	1,2-Dinitrobenzene	24.98	25.000	-0.06	99.94

MICROBAC®

Section E:
HPLC Organics
EPA 8330B
Sequence QC Sample Raw Data

Microbac Laboratories, Inc.
158 Starlite Drive | Marietta, OH 45750 | 800.373.4071 | www.microbac.com

Data File C:\CHEM32\1\DATA\052320\052320 2020-05-23 18-22-43\6L0007750.D
Sample Name: S0E0403-CAL1

==========

Acq. Operator : JWR
Seq. Line : 1
Acq. Instrument : HPLC6
Location : 1
Injection Date : 5/23/2020 6:25:32 PM
Inj : 1
Inj Volume : 100.000 µl
Acq. Method : C:\Chem32\1\Data\052320\052320 2020-05-23 18-22-43\8330.M
Last changed : 5/23/2020 6:22:43 PM by JWR
Analysis Method : C:\CHEM32\1\METHODS\8330DATA.M
Last changed : 5/26/2020 11:18:52 AM by JWR
Method Info : OVD-SOP#HPLC02 : 8330 Calibration 23-MAY-2020

Sample Info : 1 (2500ppb)

==========

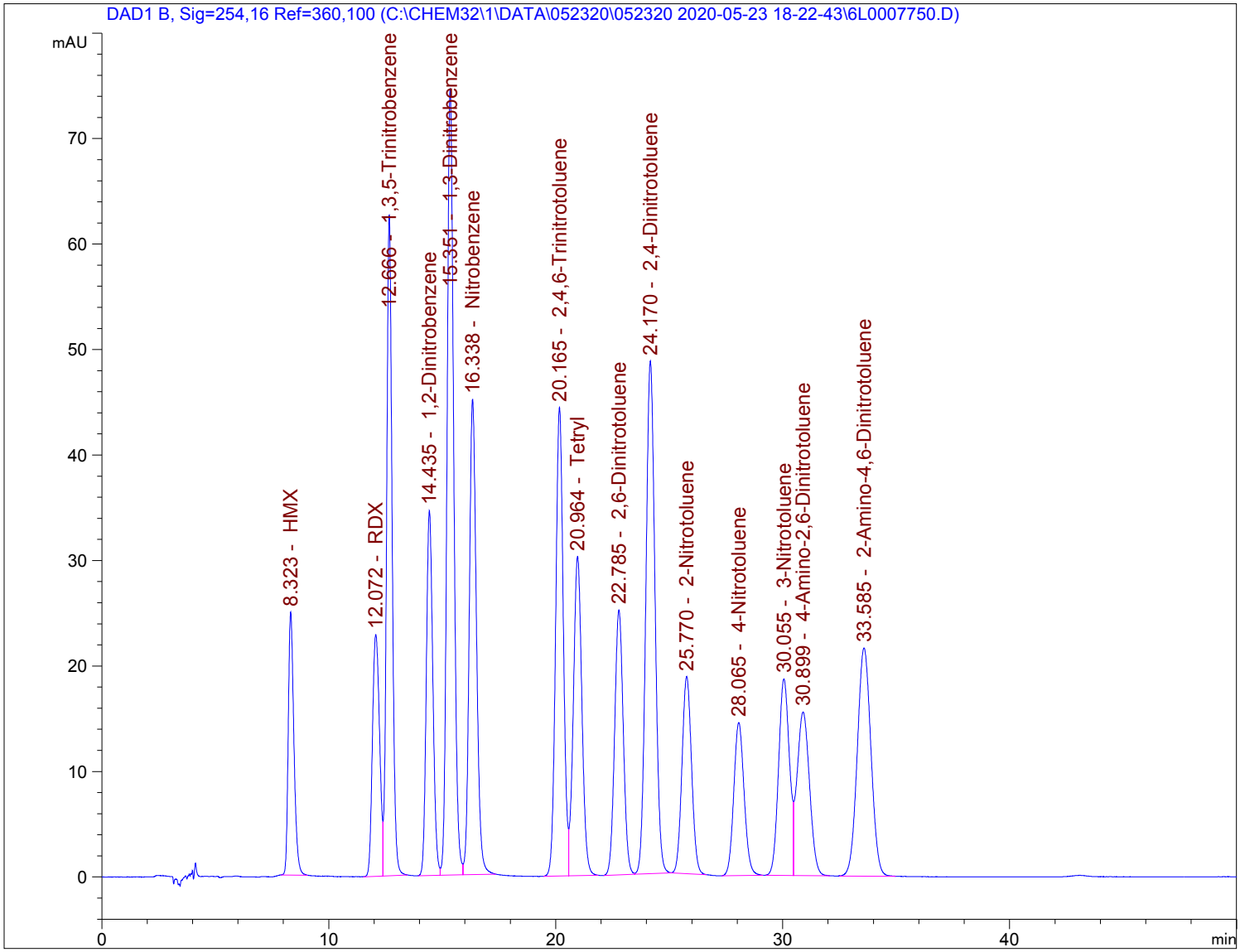

Data File C:\CHEM32\1\DATA\052320\052320 2020-05-23 18-22-43\6L0007750.D
Sample Name: S0E0403-CAL1

==========

Acq. Operator : JWR
Seq. Line : 1
Acq. Instrument : HPLC6
Location : 1
Injection Date : 5/23/2020 6:25:32 PM
Inj : 1
Inj Volume : 100.000 µl
Acq. Method : C:\Chem32\1\Data\052320\052320 2020-05-23 18-22-43\8330.M
Last changed : 5/23/2020 6:22:43 PM by JWR
Analysis Method : C:\CHEM32\1\METHODS\8330DATA.M
Last changed : 5/26/2020 11:18:52 AM by JWR
Method Info : OVD-SOP#HPLC02 : 8330 Calibration 23-MAY-2020

Sample Info : 1 (2500ppb)

==========

==========

External Standard Report

==========

Sorted By : Signal
Calib. Data Modified : Tuesday, May 26, 2020 11:18:38 AM
Multiplier : 1.0000
Dilution : 1.0000
Do not use Multiplier & Dilution Factor with ISTDs

Signal 1: DAD1 B, Sig=254,16 Ref=360,100

RetTime [min]	Type	Area [mAU*s]	Amt/Area	Amount [ug/L]	Grp	Name
8.323	BBA	428.47488	5.82654	2496.52628		HMX
12.072	VV	500.68655	4.98711	2496.97864		RDX
12.666	VBA	1065.04968	2.34666	2499.30578		1,3,5-Trinitrobenzene
14.435	BV	689.60968	3.62330	2498.66212		1,2-Dinitrobenzene
15.351	VV	1533.50391	1.62966	2499.08699		1,3-Dinitrobenzene
16.338	VBA	991.68536	2.52262	2501.64277		Nitrobenzene
20.165	VV	1041.68408	2.39895	2498.95270		2,4,6-Trinitrotoluene
20.964	VBA	791.81873	3.16315	2504.64398		Tetryl
22.785	VV	662.83899	3.76910	2498.30367		2,6-Dinitrotoluene
24.170	VV	1362.37354	1.83446	2499.21420		2,4-Dinitrotoluene
25.770	VBA	548.12421	4.56020	2499.55390		2-Nitrotoluene
28.065	BBA	461.72644	5.41603	2500.72220		4-Nitrotoluene
30.055	BV	624.86481	3.99399	2495.70070		3-Nitrotoluene
30.899	VF	594.41583	4.20119	2497.25587		4-Amino-2,6-Dinitrotoluene
33.585	VBA	904.14398	2.76210	2497.33748		2-Amino-4,6-Dinitrotoluene

Totals : 3.74839e4

==========

*** End of Report ***

Data File C:\CHEM32\1\DATA\052320\052320 2020-05-23 18-22-43\6L0007751.D
Sample Name: S0E0403-CAL2

==========

Acq. Operator : JWR
Seq. Line : 2
Acq. Instrument : HPLC6
Location : 2
Injection Date : 5/23/2020 7:18:24 PM
Inj : 1
Inj Volume : 100.000 µl
Acq. Method : C:\Chem32\1\Data\052320\052320 2020-05-23 18-22-43\8330.M
Last changed : 5/23/2020 6:22:43 PM by JWR
Analysis Method : C:\CHEM32\1\METHODS\8330DATA.M
Last changed : 5/26/2020 11:01:01 AM by JWR
Method Info : OVD-SOP#HPLC02 : 8330 Calibration 23-MAY-2020

Sample Info : 1 (1000ppb)

==========

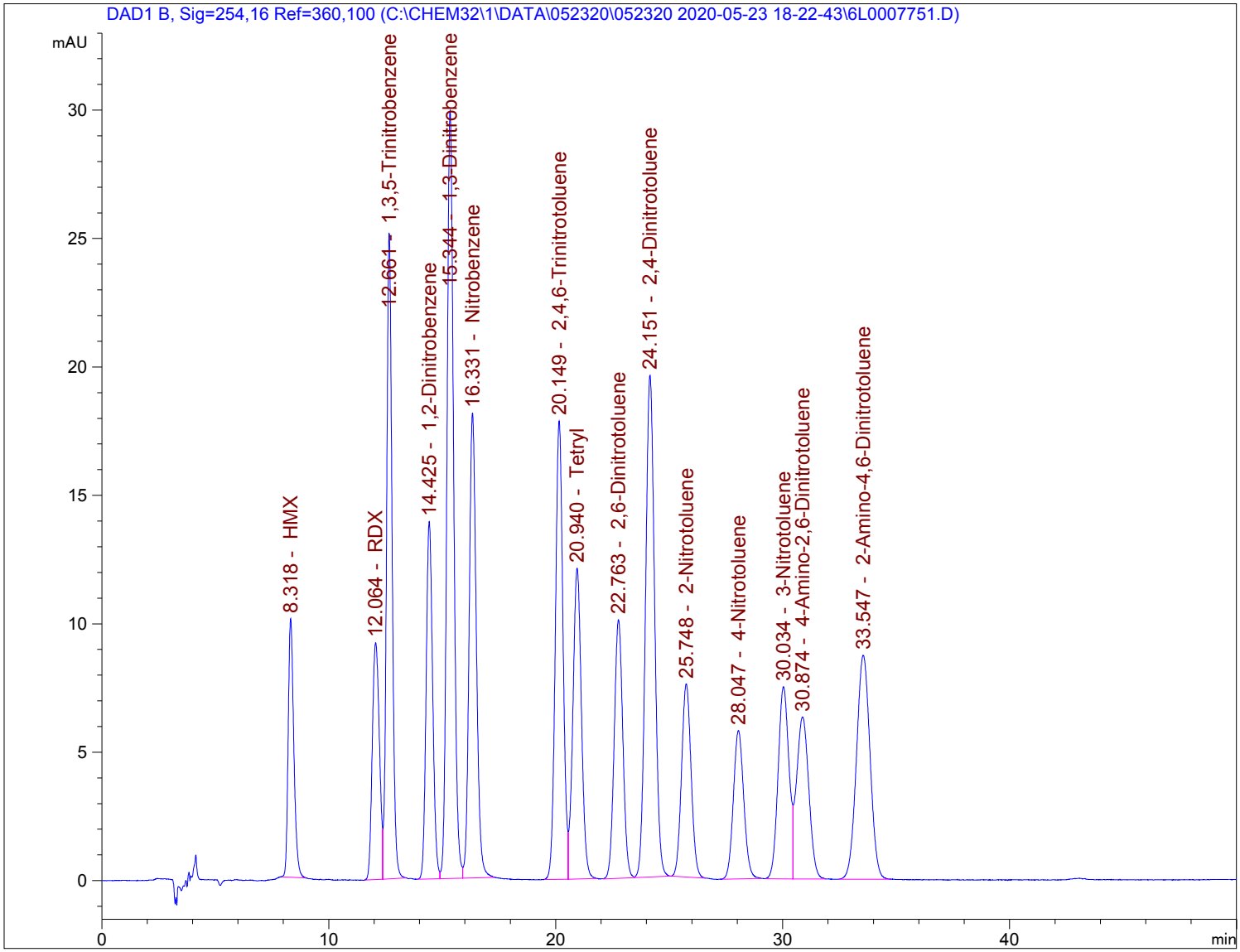

Data File C:\CHEM32\1\DATA\052320\052320 2020-05-23 18-22-43\6L0007751.D
Sample Name: S0E0403-CAL2

==========

Acq. Operator : JWR
Seq. Line : 2
Acq. Instrument : HPLC6
Location : 2
Injection Date : 5/23/2020 7:18:24 PM
Inj : 1
Inj Volume : 100.000 µl
Acq. Method : C:\Chem32\1\Data\052320\052320 2020-05-23 18-22-43\8330.M
Last changed : 5/23/2020 6:22:43 PM by JWR
Analysis Method : C:\CHEM32\1\METHODS\8330DATA.M
Last changed : 5/26/2020 11:01:01 AM by JWR
Method Info : OVD-SOP#HPLC02 : 8330 Calibration 23-MAY-2020

Sample Info : 1 (1000ppb)

==========

==========

External Standard Report

==========

Sorted By : Signal
Calib. Data Modified : Tuesday, May 26, 2020 11:00:51 AM
Multiplier : 1.0000
Dilution : 1.0000
Do not use Multiplier & Dilution Factor with ISTDs

Signal 1: DAD1 B, Sig=254,16 Ref=360,100

RetTime [min]	Type	Area [mAU*s]	Amt/Area	Amount [ug/L]	Grp	Name
8.318	BBA	171.94545	5.82124	1000.93583		HMX
12.064	VV	201.20566	4.97813	1001.62764		RDX
12.661	VBA	426.40009	2.34361	999.31726		1,3,5-Trinitrobenzene
14.425	BV	276.46405	3.62255	1001.50375		1,2-Dinitrobenzene
15.344	VV	614.81000	1.62971	1001.96040		1,3-Dinitrobenzene
16.331	VBA	397.86096	2.52344	1003.97907		Nitrobenzene
20.149	VV	417.60361	2.39659	1000.82392		2,4,6-Trinitrotoluene
20.940	VBA	316.37909	3.16180	1000.32814		Tetryl
22.763	BV	265.60324	3.76841	1000.90199		2,6-Dinitrotoluene
24.151	VV	546.07117	1.83387	1001.42099		2,4-Dinitrotoluene
25.748	VBA	219.98378	4.55819	1002.72771		2-Nitrotoluene
28.047	VBA	184.40814	5.41657	998.85900		4-Nitrotoluene
30.034	BV	251.68024	3.99305	1004.97063		3-Nitrotoluene
30.874	VF	238.25264	4.20320	1001.42343		4-Amino-2,6-Dinitrotoluene
33.547	BBA	362.75046	2.76161	1001.77477		2-Amino-4,6-Dinitrotoluene

Totals : 1.50226e4

==========

*** End of Report ***

Data File C:\CHEM32\1\DATA\052320\052320 2020-05-23 18-22-43\6L0007752.D
Sample Name: S0E0403-CAL3

==========

Acq. Operator : JWR
Seq. Line : 3
Acq. Instrument : HPLC6
Location : 3
Injection Date : 5/23/2020 8:11:13 PM
Inj : 1
Inj Volume : 100.000 µl
Acq. Method : C:\Chem32\1\Data\052320\052320 2020-05-23 18-22-43\8330.M
Last changed : 5/23/2020 6:22:43 PM by JWR
Analysis Method : C:\CHEM32\1\METHODS\8330DATA.M
Last changed : 5/26/2020 10:49:08 AM by JWR
Method Info : OVD-SOP#HPLC02 : 8330 Calibration 23-MAY-2020

Sample Info : 1 (500ppb)

==========

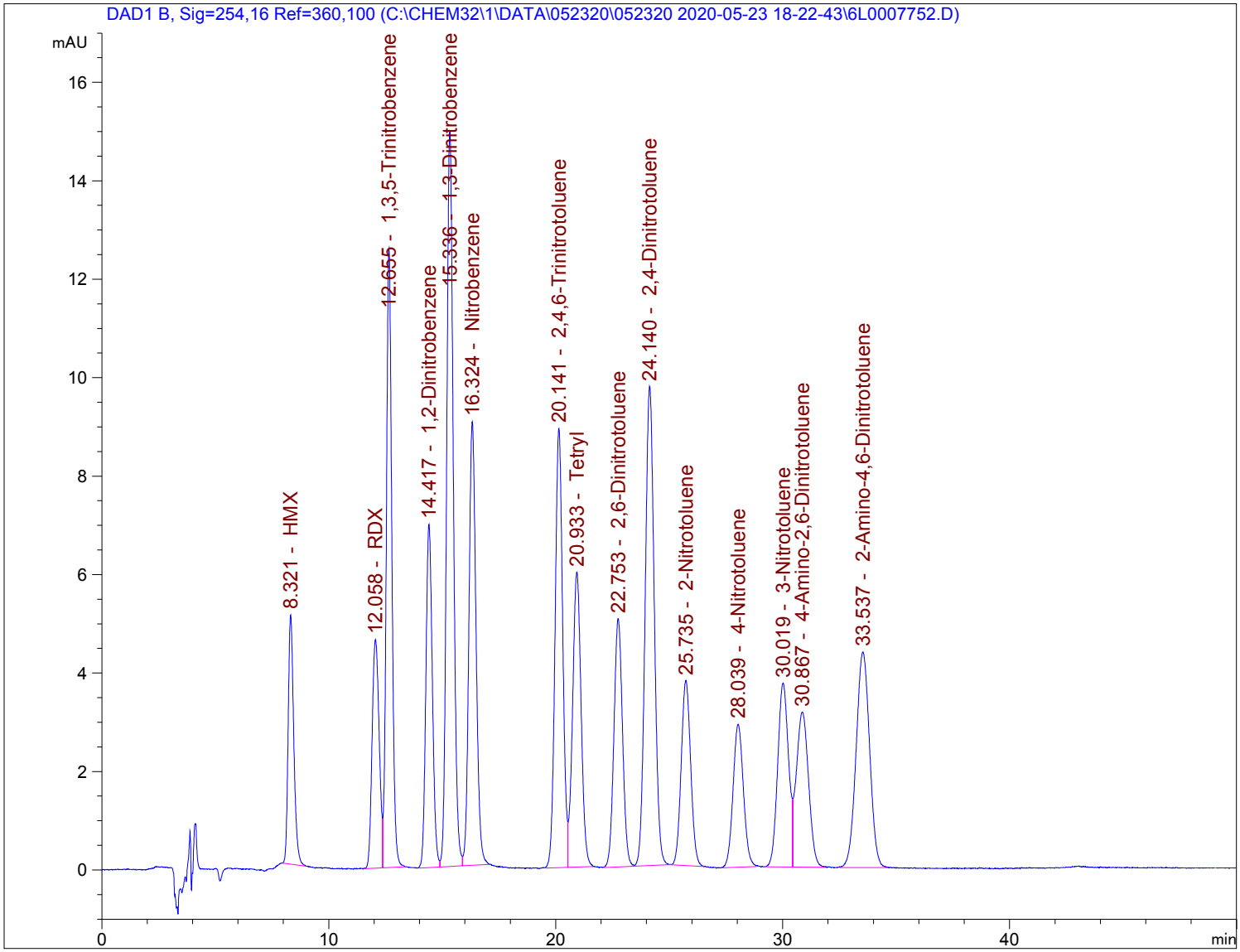

Data File C:\CHEM32\1\DATA\052320\052320 2020-05-23 18-22-43\6L0007752.D
Sample Name: S0E0403-CAL3

==========

Acq. Operator : JWR
Seq. Line : 3
Acq. Instrument : HPLC6
Location : 3
Injection Date : 5/23/2020 8:11:13 PM
Inj : 1
Inj Volume : 100.000 µl
Acq. Method : C:\Chem32\1\Data\052320\052320 2020-05-23 18-22-43\8330.M
Last changed : 5/23/2020 6:22:43 PM by JWR
Analysis Method : C:\CHEM32\1\METHODS\8330DATA.M
Last changed : 5/26/2020 10:49:08 AM by JWR
Method Info : OVD-SOP#HPLC02 : 8330 Calibration 23-MAY-2020

Sample Info : 1 (500ppb)

==========

==========

External Standard Report

==========

Sorted By : Signal
Calib. Data Modified : Tuesday, May 26, 2020 10:49:01 AM
Multiplier : 1.0000
Dilution : 1.0000
Do not use Multiplier & Dilution Factor with ISTDs

Signal 1: DAD1 B, Sig=254,16 Ref=360,100

RetTime [min]	Type	Area [mAU*s]	Amt/Area	Amount [ug/L]	Grp	Name
8.321	BBA	86.33477	5.81236	501.80845		HMX
12.058	VV	100.80367	4.96657	500.64884		RDX
12.655	VBA	213.02892	2.34106	498.71368		1,3,5-Trinitrobenzene
14.417	VV	137.98888	3.62176	499.76280		1,2-Dinitrobenzene
15.336	VV	305.89868	1.63008	498.64032		1,3-Dinitrobenzene
16.324	VBA	195.86331	2.52661	494.87107		Nitrobenzene
20.141	VV	208.30046	2.39490	498.85844		2,4,6-Trinitrotoluene
20.933	VBA	155.97896	3.16653	493.91259		Tetryl
22.753	BV	132.72685	3.76799	500.11296		2,6-Dinitrotoluene
24.140	VV	272.27872	1.83294	499.07156		2,4-Dinitrotoluene
25.735	VBA	109.20608	4.55433	497.36081		2-Nitrotoluene
28.039	BF	92.13303	5.41743	499.12437		4-Nitrotoluene
30.019	BV	125.13012	3.99104	499.39943		3-Nitrotoluene
30.867	VF	118.99924	4.20466	500.35081		4-Amino-2,6-Dinitrotoluene
33.537	VF	181.15440	2.76105	500.17557		2-Amino-4,6-Dinitrotoluene

Totals : 7482.81171

==========

*** End of Report ***

Data File C:\CHEM32\1\DATA\052320\052320 2020-05-23 18-22-43\6L0007753.D
Sample Name: S0E0403-CAL4

==========

Acq. Operator : JWR
Seq. Line : 4
Acq. Instrument : HPLC6
Location : 4
Injection Date : 5/23/2020 9:04:04 PM
Inj : 1
Inj Volume : 100.000 µl
Acq. Method : C:\Chem32\1\Data\052320\052320 2020-05-23 18-22-43\8330.M
Last changed : 5/23/2020 6:22:43 PM by JWR
Analysis Method : C:\CHEM32\1\METHODS\8330DATA.M
Last changed : 5/26/2020 10:35:36 AM by JWR
Method Info : OVD-SOP#HPLC02 : 8330 Calibration 23-MAY-2020

Sample Info : 1 (100ppb)

==========

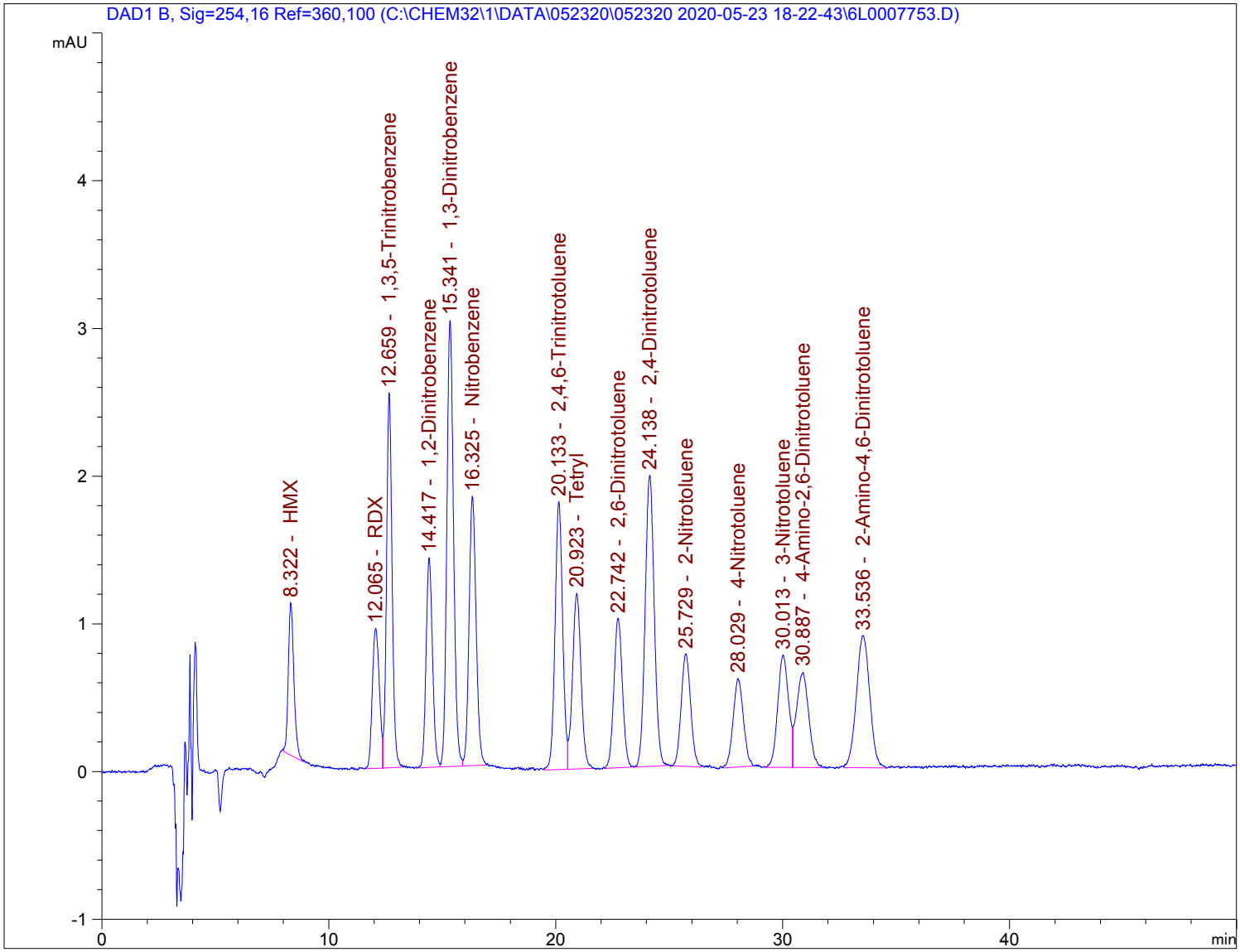

Data File C:\CHEM32\1\DATA\052320\052320 2020-05-23 18-22-43\6L0007753.D
Sample Name: S0E0403-CAL4

==========

Acq. Operator : JWR
Seq. Line : 4
Acq. Instrument : HPLC6
Location : 4
Injection Date : 5/23/2020 9:04:04 PM
Inj : 1
Inj Volume : 100.000 µl
Acq. Method : C:\Chem32\1\Data\052320\052320 2020-05-23 18-22-43\8330.M
Last changed : 5/23/2020 6:22:43 PM by JWR
Analysis Method : C:\CHEM32\1\METHODS\8330DATA.M
Last changed : 5/26/2020 10:35:36 AM by JWR
Method Info : OVD-SOP#HPLC02 : 8330 Calibration 23-MAY-2020

Sample Info : 1 (100ppb)

==========

==========

External Standard Report

==========

Sorted By : Signal
Calib. Data Modified : Tuesday, May 26, 2020 10:34:41 AM
Multiplier : 1.0000
Dilution : 1.0000
Do not use Multiplier & Dilution Factor with ISTDs

Signal 1: DAD1 B, Sig=254,16 Ref=360,100

RetTime [min]	Type	Area [mAU*s]	Amt/Area	Amount [ug/L]	Grp	Name
8.322	VV	17.72811	5.74796	101.90047		HMX
12.065	VV	20.49952	4.89536	100.35244		RDX
12.659	VBA	43.20411	2.33967	101.08317		1,3,5-Trinitrobenzene
14.417	VV	27.84894	3.61154	100.57746		1,2-Dinitrobenzene
15.341	VV	61.82535	1.63063	100.81421		1,3-Dinitrobenzene
16.325	VBA	39.36367	2.53727	99.87624		Nitrobenzene
20.133	VV	42.36985	2.38149	100.90345		2,4,6-Trinitrotoluene
20.923	VBA	31.10726	3.20342	99.64964		Tetryl
22.742	BF	26.55997	3.75881	99.83375		2,6-Dinitrotoluene
24.138	VF	54.96014	1.82511	100.30838		2,4-Dinitrotoluene
25.729	BF	22.15261	4.53014	100.35437		2-Nitrotoluene
28.029	BBA	18.84663	5.41771	102.10565		4-Nitrotoluene
30.013	BV	25.40337	3.97360	100.94276		3-Nitrotoluene
30.887	VF	24.24184	4.20927	102.04049		4-Amino-2,6-Dinitrotoluene
33.536	VBA	36.81779	2.75482	101.42628		2-Amino-4,6-Dinitrotoluene

Totals : 1512.16876

==========

*** End of Report ***

Data File C:\CHEM32\1\DATA\052320\052320 2020-05-23 18-22-43\6L0007754.D
Sample Name: S0E0403-CAL5

==========

Acq. Operator : JWR
Seq. Line : 5
Acq. Instrument : HPLC6
Location : 5
Injection Date : 5/23/2020 9:56:54 PM
Inj : 1
Inj Volume : 100.000 µl
Acq. Method : C:\Chem32\1\Data\052320\052320 2020-05-23 18-22-43\8330.M
Last changed : 5/23/2020 6:22:43 PM by JWR
Analysis Method : C:\CHEM32\1\METHODS\8330DATA.M
Last changed : 5/26/2020 10:17:37 AM by JWR
Method Info : OVD-SOP#HPLC02 : 8330 Calibration 23-MAY-2020

Sample Info : 1 (50ppb)

==========

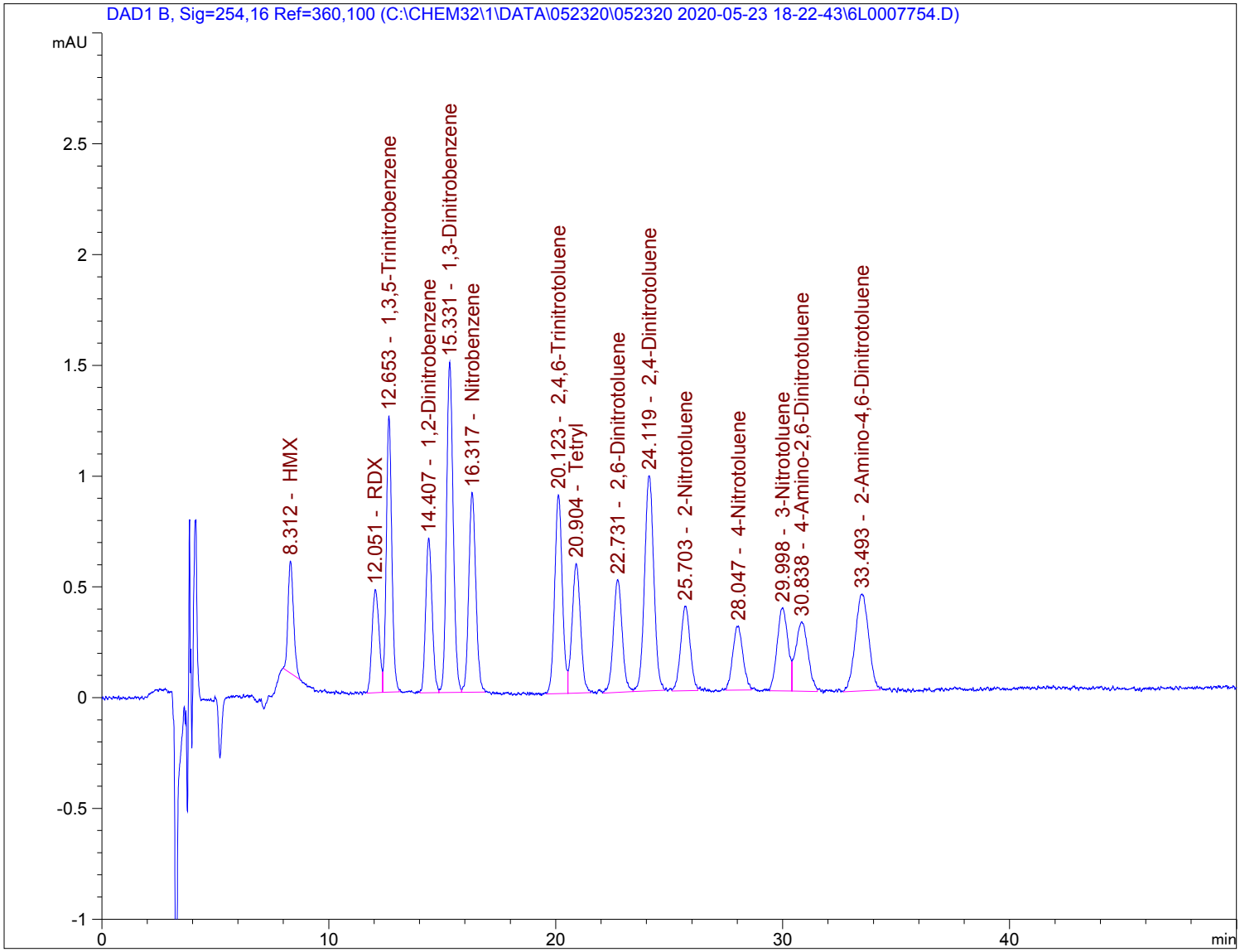

Data File C:\CHEM32\1\DATA\052320\052320 2020-05-23 18-22-43\6L0007754.D
Sample Name: S0E0403-CAL5

==========

Acq. Operator : JWR
Seq. Line : 5
Acq. Instrument : HPLC6
Location : 5
Injection Date : 5/23/2020 9:56:54 PM
Inj : 1
Inj Volume : 100.000 µl
Acq. Method : C:\Chem32\1\Data\052320\052320 2020-05-23 18-22-43\8330.M
Last changed : 5/23/2020 6:22:43 PM by JWR
Analysis Method : C:\CHEM32\1\METHODS\8330DATA.M
Last changed : 5/26/2020 10:17:37 AM by JWR
Method Info : OVD-SOP#HPLC02 : 8330 Calibration 23-MAY-2020

Sample Info : 1 (50ppb)

==========

==========

External Standard Report

==========

Sorted By : Signal
Calib. Data Modified : Tuesday, May 26, 2020 10:17:23 AM
Multiplier : 1.0000
Dilution : 1.0000
Do not use Multiplier & Dilution Factor with ISTDs

Signal 1: DAD1 B, Sig=254,16 Ref=360,100

RetTime [min]	Type	Area [mAU*s]	Amt/Area	Amount [ug/L]	Grp	Name
8.312	BBA	8.59014	5.70306	48.99004		HMX
12.051	VV	10.11922	4.80079	48.58021		RDX
12.653	VV	20.98523	2.33776	49.05836		1,3,5-Trinitrobenzene
14.407	VV	13.74939	3.59860	49.47852		1,2-Dinitrobenzene
15.331	VV	30.39178	1.63144	49.58234		1,3-Dinitrobenzene
16.317	VBA	19.53568	2.55091	49.83371		Nitrobenzene
20.123	VV	21.06376	2.36781	49.87508		2,4,6-Trinitrotoluene
20.904	VBA	15.04712	3.25486	48.97622		Tetryl
22.731	BV	13.85075	3.74717	51.90107		2,6-Dinitrotoluene
24.119	VV	27.61954	1.81527	50.13703		2,4-Dinitrotoluene
25.703	VV	11.07605	4.51541	50.01295		2-Nitrotoluene
28.047	VF	9.05276	5.42529	49.11379		4-Nitrotoluene
29.998	BV	12.39429	3.95126	48.97304		3-Nitrotoluene
30.838	VF	11.93306	4.21169	50.25835		4-Amino-2,6-Dinitrotoluene
33.493	BF	17.96931	2.75431	49.49299		2-Amino-4,6-Dinitrotoluene

Totals : 744.26370

==========

*** End of Report ***

Data File C:\CHEM32\1\DATA\052320\052320 2020-05-23 18-22-43\6L0007755.D
Sample Name: S0E0403-CAL6

==========

Acq. Operator : JWR
Seq. Line : 6
Acq. Instrument : HPLC6
Location : 6
Injection Date : 5/23/2020 10:49:45 PM
Inj : 1
Inj Volume : 100.000 µl
Acq. Method : C:\Chem32\1\Data\052320\052320 2020-05-23 18-22-43\8330.M
Last changed : 5/23/2020 6:22:43 PM by JWR
Analysis Method : C:\CHEM32\1\METHODS\8330DATA.M
Last changed : 5/26/2020 10:01:24 AM by JWR
Method Info : OVD-SOP#HPLC02 : 8330 Calibration 23-MAY-2020

Sample Info : 1 (25ppb)

==========

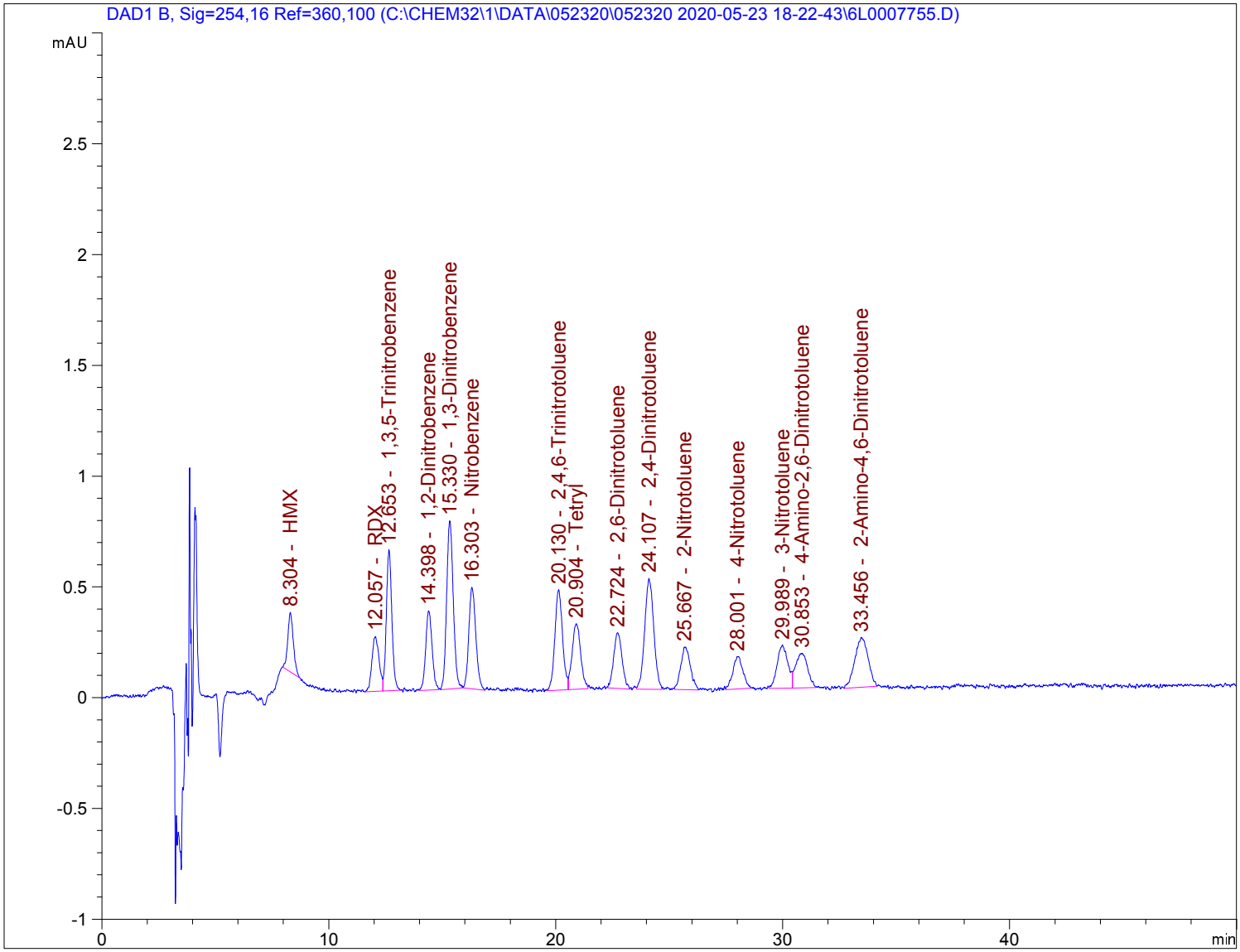

Data File C:\CHEM32\1\DATA\052320\052320 2020-05-23 18-22-43\6L0007755.D
Sample Name: S0E0403-CAL6

==========

Acq. Operator : JWR
Seq. Line : 6
Acq. Instrument : HPLC6
Location : 6
Injection Date : 5/23/2020 10:49:45 PM
Inj : 1
Inj Volume : 100.000 µl
Acq. Method : C:\Chem32\1\Data\052320\052320 2020-05-23 18-22-43\8330.M
Last changed : 5/23/2020 6:22:43 PM by JWR
Analysis Method : C:\CHEM32\1\METHODS\8330DATA.M
Last changed : 5/26/2020 10:01:24 AM by JWR
Method Info : OVD-SOP#HPLC02 : 8330 Calibration 23-MAY-2020

Sample Info : 1 (25ppb)

==========

==========

External Standard Report

==========

Sorted By : Signal
Calib. Data Modified : Tuesday, May 26, 2020 10:01:16 AM
Multiplier : 1.0000
Dilution : 1.0000
Do not use Multiplier & Dilution Factor with ISTDs

Signal 1: DAD1 B, Sig=254,16 Ref=360,100

RetTime [min]	Type	Area [mAU*s]	Amt/Area	Amount [ug/L]	Grp	Name
8.304	BBA	4.55983	5.56084	25.35647		HMX
12.057	BV	5.49822	4.64343	25.53059		RDX
12.653	VBA	10.80838	2.33431	25.23005		1,3,5-Trinitrobenzene
14.398	VV	7.02865	3.59131	25.24204		1,2-Dinitrobenzene
15.330	VV	15.34164	1.63562	25.09312		1,3-Dinitrobenzene
16.303	VV	9.81375	2.57994	25.31889		Nitrobenzene
20.130	VV	10.69083	2.34243	25.04252		2,4,6-Trinitrotoluene
20.904	VV	7.73860	3.34928	25.91872		Tetryl
22.724	BBA	6.48418	3.78260	24.52708		2,6-Dinitrotoluene
24.107	VF	13.84932	1.80116	24.94489		2,4-Dinitrotoluene
25.667	VBA	5.64298	4.56747	25.77419		2-Nitrotoluene
28.001	VBA	4.57269	5.48804	25.09510		4-Nitrotoluene
29.989	VV	6.45928	3.90112	25.19844		3-Nitrotoluene
30.853	VF	5.76194	4.21171	24.26763		4-Amino-2,6-Dinitrotoluene
33.456	BF	9.12299	2.78050	25.36648		2-Amino-4,6-Dinitrotoluene

Totals : 377.90619

==========

*** End of Report ***

Data File C:\CHEM32\1\DATA\052320\052320 2020-05-23 18-22-43\6L0007756.D
Sample Name: S0E0403-ICV1

==========

Acq. Operator : JWR
Seq. Line : 7
Acq. Instrument : HPLC6
Location : 7
Injection Date : 5/23/2020 11:42:35 PM
Inj : 1
Inj Volume : 100.000 µl
Acq. Method : C:\Chem32\1\Data\052320\052320 2020-05-23 18-22-43\8330.M
Last changed : 5/23/2020 6:22:43 PM by JWR
Analysis Method : C:\CHEM32\1\METHODS\8330DATA.M
Last changed : 5/26/2020 11:28:46 AM by JWR
Method Info : OVD-SOP#HPLC02 : 8330 Calibration 23-MAY-2020

Sample Info : 1 (500ppb)

==========

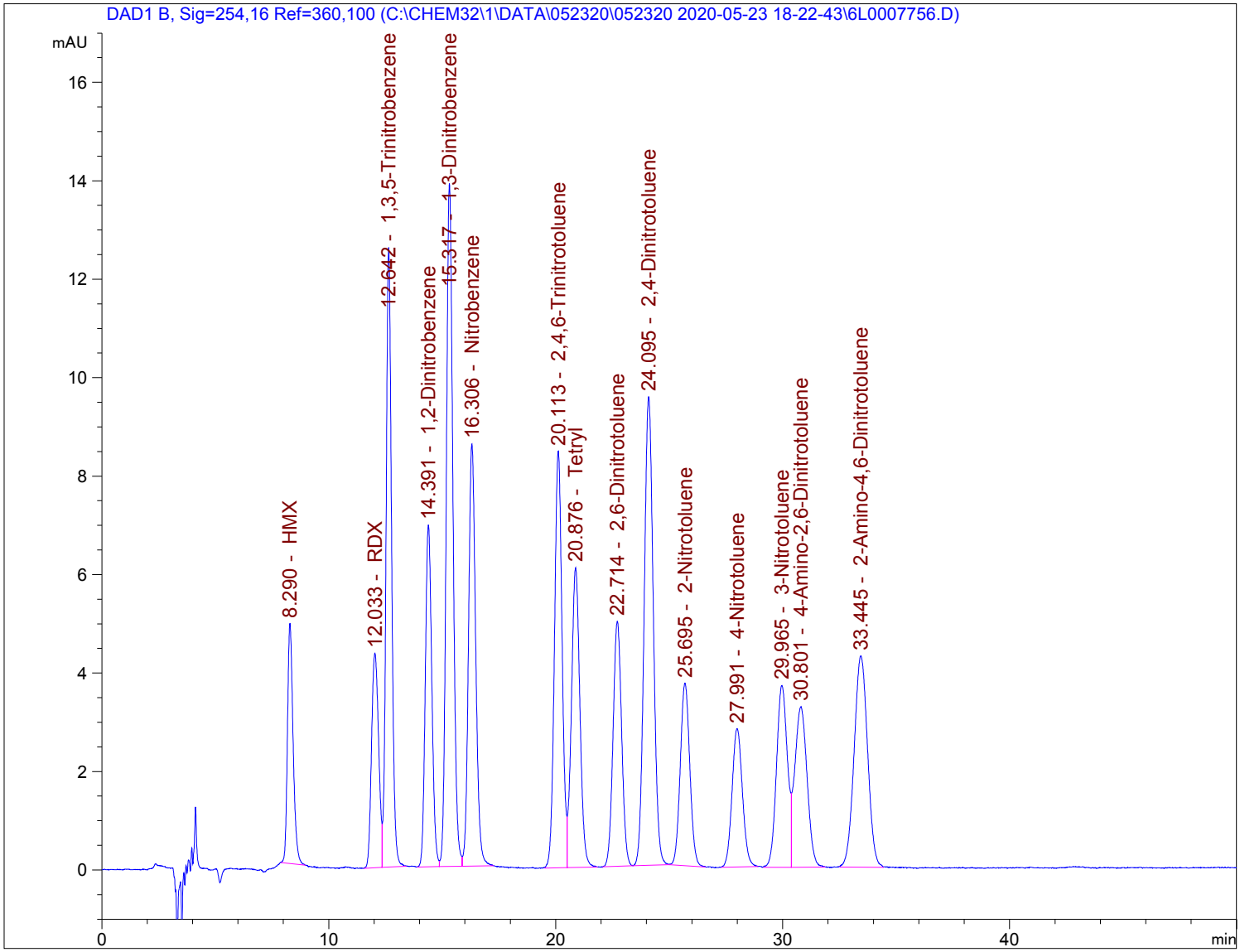

Data File C:\CHEM32\1\DATA\052320\052320 2020-05-23 18-22-43\6L0007756.D
Sample Name: S0E0403-ICV1

==========

Acq. Operator : JWR
Seq. Line : 7
Acq. Instrument : HPLC6
Location : 7
Injection Date : 5/23/2020 11:42:35 PM
Inj : 1
Inj Volume : 100.000 µl
Acq. Method : C:\Chem32\1\Data\052320\052320 2020-05-23 18-22-43\8330.M
Last changed : 5/23/2020 6:22:43 PM by JWR
Analysis Method : C:\CHEM32\1\METHODS\8330DATA.M
Last changed : 5/26/2020 11:28:46 AM by JWR
Method Info : OVD-SOP#HPLC02 : 8330 Calibration 23-MAY-2020

Sample Info : 1 (500ppb)

==========

==========

External Standard Report

==========

Sorted By : Signal
Calib. Data Modified : Tuesday, May 26, 2020 11:18:38 AM
Multiplier : 1.0000
Dilution : 1.0000
Do not use Multiplier & Dilution Factor with ISTDs

Signal 1: DAD1 B, Sig=254,16 Ref=360,100

RetTime [min]	Type	Area [mAU*s]	Amt/Area	Amount [ug/L]	Grp	Name
8.290	BBA	84.00888	5.81275	488.32263		HMX
12.033	BV	94.84057	4.97093	471.44548		RDX
12.642	VBA	214.12270	2.34598	502.32739		1,3,5-Trinitrobenzene
14.391	BV	138.06622	3.62126	499.97313		1,2-Dinitrobenzene
15.317	VV	285.69409	1.62979	465.62261		1,3-Dinitrobenzene
16.306	VBA	188.06497	2.52497	474.85805		Nitrobenzene
20.113	VV	197.48325	2.39585	473.13993		2,4,6-Trinitrotoluene
20.876	VBA	158.17752	3.17000	501.42307		Tetryl
22.714	BV	130.58818	3.76725	491.95875		2,6-Dinitrotoluene
24.095	VV	266.62320	1.83283	488.67561		2,4-Dinitrotoluene
25.695	VBA	108.11860	4.55511	492.49234		2-Nitrotoluene
27.991	BBA	89.80752	5.41752	486.53365		4-Nitrotoluene
29.965	BV	124.52367	3.99046	496.90655		3-Nitrotoluene
30.801	VF	123.61018	4.20228	519.44506		4-Amino-2,6-Dinitrotoluene
33.445	VF	176.47273	2.76089	487.22183		2-Amino-4,6-Dinitrotoluene

Totals : 7340.34608

==========

*** End of Report ***

Data File C:\CHEM32\1\DATA\052320\052320 2020-05-23 18-22-43\6L0007764.D
Sample Name: S0E0403-CCV1

==========

Acq. Operator : JWR
Seq. Line : 15
Acq. Instrument : HPLC6
Location : 3
Injection Date : 5/24/2020 6:45:08 AM
Inj : 1
Inj Volume : 100.000 µl
Acq. Method : C:\Chem32\1\Data\052320\052320 2020-05-23 18-22-43\8330.M
Last changed : 5/23/2020 6:22:43 PM by JWR
Analysis Method : C:\CHEM32\1\METHODS\8330DATA.M
Last changed : 5/26/2020 12:29:37 PM by JWR
Method Info : OVD-SOP#HPLC02 : 8330 Calibration 23-MAY-2020

Sample Info : 1 (500ppb)

==========

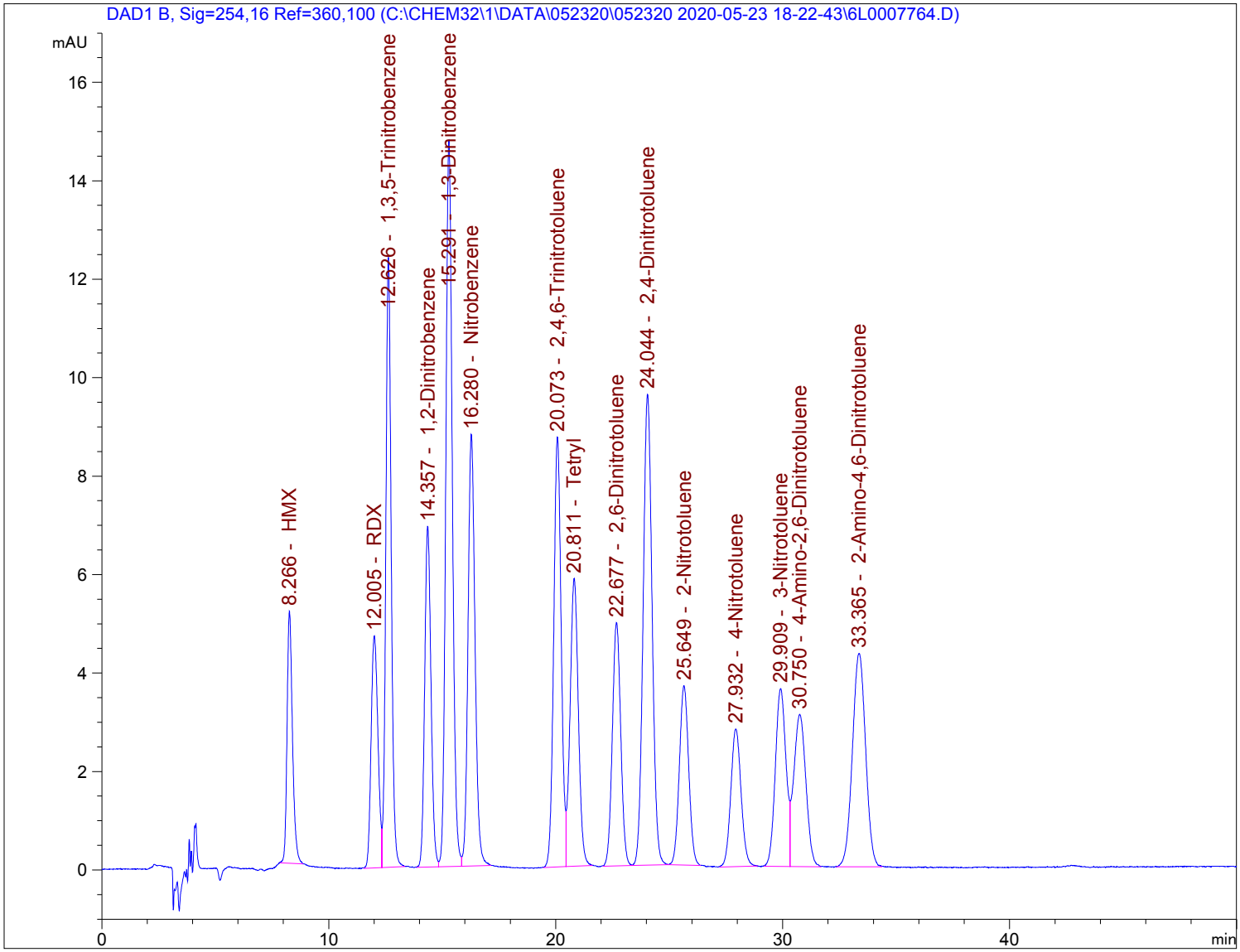

Data File C:\CHEM32\1\DATA\052320\052320 2020-05-23 18-22-43\6L0007764.D
Sample Name: S0E0403-CCV1

==========

Acq. Operator : JWR
Seq. Line : 15
Acq. Instrument : HPLC6
Location : 3
Injection Date : 5/24/2020 6:45:08 AM
Inj : 1
Inj Volume : 100.000 µl
Acq. Method : C:\Chem32\1\Data\052320\052320 2020-05-23 18-22-43\8330.M
Last changed : 5/23/2020 6:22:43 PM by JWR
Analysis Method : C:\CHEM32\1\METHODS\8330DATA.M
Last changed : 5/26/2020 12:29:37 PM by JWR
Method Info : OVD-SOP#HPLC02 : 8330 Calibration 23-MAY-2020

Sample Info : 1 (500ppb)

==========

==========

External Standard Report

==========

Sorted By : Signal
Calib. Data Modified : 5/26/2020 11:34:42 AM
Multiplier : 1.0000
Dilution : 1.0000
Do not use Multiplier & Dilution Factor with ISTDs

Signal 1: DAD1 B, Sig=254,16 Ref=360,100

RetTime [min]	Type	Area [mAU*s]	Amt/Area	Amount [ug/L]	Grp	Name
8.266	BV	84.82149	5.81291	493.06005		HMX
12.005	VV	98.74675	4.97172	490.94080		RDX
12.626	VBA	206.15486	2.34595	483.62826		1,3,5-Trinitrobenzene
14.357	BV	133.29405	3.62116	482.67969		1,2-Dinitrobenzene
15.291	VV	296.18884	1.62979	482.72514		1,3-Dinitrobenzene
16.280	VF	188.20537	2.52497	475.21214		Nitrobenzene
20.073	VV	200.40842	2.39590	480.15941		2,4,6-Trinitrotoluene
20.811	VF	148.56923	3.17056	471.04699		Tetryl
22.677	VV	127.04353	3.76719	478.59704		2,6-Dinitrotoluene
24.044	VV	262.89114	1.83280	481.82784		2,4-Dinitrotoluene
25.649	VBA	104.02148	4.55486	473.80358		2-Nitrotoluene
27.932	BBA	88.22607	5.41755	477.96903		4-Nitrotoluene
29.909	BV	119.20587	3.99026	475.66269		3-Nitrotoluene
30.750	VF	114.87306	4.20239	482.74126		4-Amino-2,6-Dinitrotoluene
33.365	BF	175.50261	2.76088	484.54197		2-Amino-4,6-Dinitrotoluene

Totals : 7214.59588

==========

*** End of Report ***

Data File C:\CHEM32\1\DATA\021621\021621 2021-02-16 17-01-54\5L027715.D
Sample Name: S1B0260-CAL1

==========

Acq. Operator : JWR
Seq. Line : 1
Acq. Instrument : HPLC5
Location : Vial 1
Injection Date : 2/16/2021 5:05:10 PM
Inj : 1
Inj Volume : 100 µl
Acq. Method : C:\Chem32\1\DATA\021621\021621 2021-02-16 17-01-54\8330PLUS-PETN.M
Last changed : 2/16/2021 5:01:34 PM by JWR
Analysis Method : C:\CHEM32\1\METHODS\8330PLUS-PETNDA.M
Last changed : 2/17/2021 11:05:26 AM by JWR
Method Info : OVD-SOP#HPLC02: 8330PLUS-PETN Calibration 02/16/2021

Sample Info : 1 (2500ppb "OC")

==========

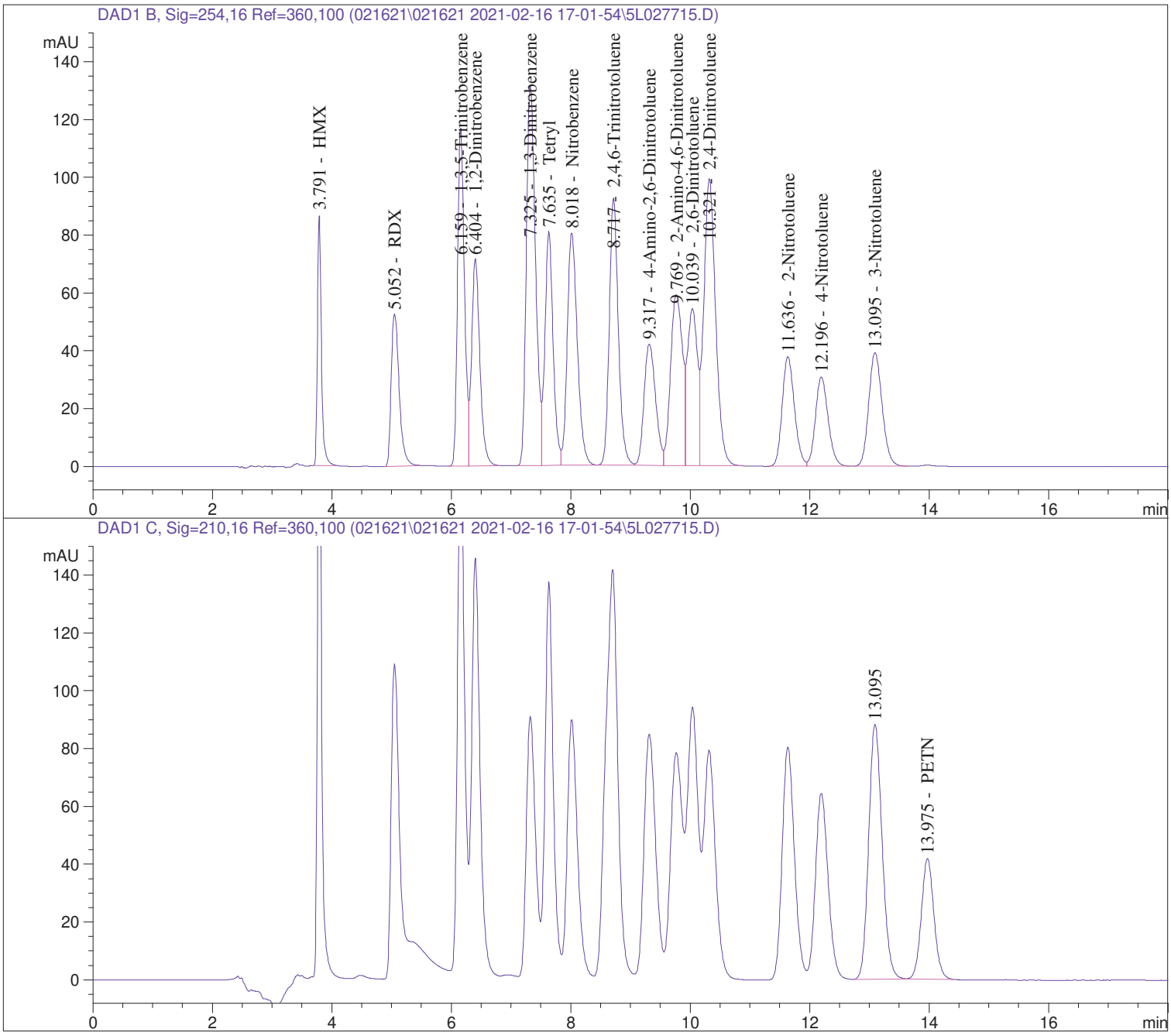

Data File C:\CHEM32\1\DATA\021621\021621 2021-02-16 17-01-54\5L027715.D
Sample Name: S1B0260-CAL1

==========

Acq. Operator : JWR
Seq. Line : 1
Acq. Instrument : HPLC5
Location : Vial 1
Injection Date : 2/16/2021 5:05:10 PM
Inj : 1
Inj Volume : 100 µl
Acq. Method : C:\Chem32\1\DATA\021621\021621 2021-02-16 17-01-54\8330PLUS-PETN.M
Last changed : 2/16/2021 5:01:34 PM by JWR
Analysis Method : C:\CHEM32\1\METHODS\8330PLUS-PETNDA.M
Last changed : 2/17/2021 11:05:26 AM by JWR
Method Info : OVD-SOP#HPLC02: 8330PLUS-PETN Calibration 02/16/2021

Sample Info : 1 (2500ppb "OC")

==========

==========

External Standard Report

==========

Sorted By : Signal
Calib. Data Modified : Wednesday, February 17, 2021 10:58:56 AM
Multiplier : 1.0000
Dilution : 1.0000
Use Multiplier & Dilution Factor with ISTDs

Signal 1: DAD1 B, Sig=254,16 Ref=360,100

RetTime [min]	Type	Area [mAU*s]	Amt/Area	Amount [ug/L]	Grp	Name
3.791	BBA	400.04810	6.25226	2501.20614		HMX
5.052	BBA	487.12939	5.12406	2496.07793		RDX
6.159	BV	941.38965	2.64821	2492.99736		1,3,5-Trinitrobenzene
6.404	VV	692.22449	3.60163	2493.13700		1,2-Dinitrobenzene
7.325	BV	1396.80042	1.78358	2491.30839		1,3-Dinitrobenzene
7.635	VV	779.10834	3.19632	2490.27911		Tetryl
8.018	VV	944.93933	2.63720	2491.99435		Nitrobenzene
8.717	VV	971.21545	2.56236	2488.59989		2,4,6-Trinitrotoluene
9.317	VV	565.30713	4.41235	2494.33161		4-Amino-2,6-Dinitrotoluene
9.769	VV	812.19672	3.07556	2497.96215		2-Amino-4,6-Dinitrotoluene
10.039	VV	645.06622	3.85628	2487.55754		2,6-Dinitrotoluene
10.321	VBA	1373.85400	1.81648	2495.57713		2,4-Dinitrotoluene
11.636	VV	541.85254	4.59935	2492.16824		2-Nitrotoluene
12.196	VBA	455.22443	5.46882	2489.54089		4-Nitrotoluene
13.095	BBA	612.24445	4.07240	2493.30478		3-Nitrotoluene

Totals : 3.73960e4

Data File C:\CHEM32\1\DATA\021621\021621 2021-02-16 17-01-54\5L027715.D
Sample Name: S1B0260-CAL1

==========

Acq. Operator : JWR Seq. Line : 1
Acq. Instrument : HPLC5 Location : Vial 1
Injection Date : 2/16/2021 5:05:10 PM Inj : 1
Inj Volume : 100 µl
Acq. Method : C:\Chem32\1\DATA\021621\021621 2021-02-16 17-01-54\8330PLUS-PETN.M
Last changed : 2/16/2021 5:01:34 PM by JWR
Analysis Method : C:\CHEM32\1\METHODS\8330PLUS-PETNDA.M
Last changed : 2/17/2021 11:05:26 AM by JWR
Method Info : OVD-SOP#HPLC02: 8330PLUS-PETN Calibration 02/16/2021

Sample Info : 1 (2500ppb "OC")

==========

Signal 2: DAD1 C, Sig=210,16 Ref=360,100

RetTime [min]	Type	Area [mAU*s]	Amt/Area	Amount [ug/L]	Grp	Name
13.975	VBA	613.85156	4.07113	2499.06967		PETN

Totals : 2499.06967

1 Warnings or Errors :

Warning : Calibration warnings (see calibration table listing)

==========

*** End of Report ***

Data File C:\CHEM32\1\DATA\021621\021621 2021-02-16 17-01-54\5L027716.D
Sample Name: S1B0260-CAL2

==========

Acq. Operator : JWR
Seq. Line : 2
Acq. Instrument : HPLC5
Location : Vial 2
Injection Date : 2/16/2021 5:28:18 PM
Inj : 1
Inj Volume : 100 µl
Acq. Method : C:\Chem32\1\DATA\021621\021621 2021-02-16 17-01-54\8330PLUS-PETN.M
Last changed : 2/16/2021 5:01:34 PM by JWR
Analysis Method : C:\CHEM32\1\METHODS\8330PLUS-PETNDA.M
Last changed : 2/17/2021 10:59:19 AM by JWR
Method Info : OVD-SOP#HPLC02: 8330PLUS-PETN Calibration 02/16/2021

Sample Info : 1 (1000ppb "OC")

==========

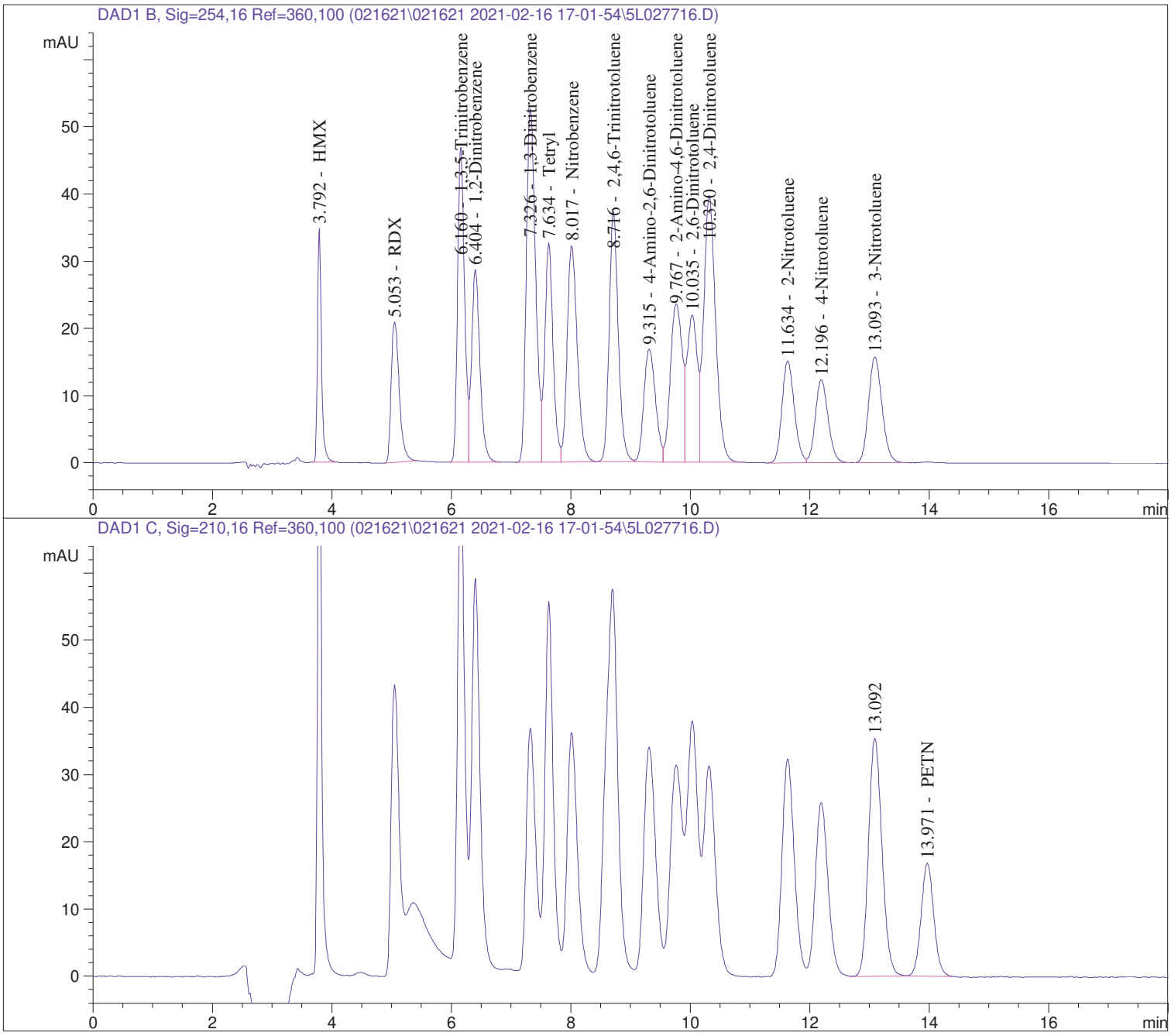

Data File C:\CHEM32\1\DATA\021621\021621 2021-02-16 17-01-54\5L027716.D
Sample Name: S1B0260-CAL2

==========

Acq. Operator : JWR
Seq. Line : 2
Acq. Instrument : HPLC5
Location : Vial 2
Injection Date : 2/16/2021 5:28:18 PM
Inj : 1
Inj Volume : 100 µl
Acq. Method : C:\Chem32\1\DATA\021621\021621 2021-02-16 17-01-54\8330PLUS-PETN.M
Last changed : 2/16/2021 5:01:34 PM by JWR
Analysis Method : C:\CHEM32\1\METHODS\8330PLUS-PETNDA.M
Last changed : 2/17/2021 10:59:19 AM by JWR
Method Info : OVD-SOP#HPLC02: 8330PLUS-PETN Calibration 02/16/2021

Sample Info : 1 (1000ppb "OC")

==========

==========

External Standard Report

==========

Sorted By : Signal
Calib. Data Modified : Wednesday, February 17, 2021 10:58:56 AM
Multiplier : 1.0000
Dilution : 1.0000
Use Multiplier & Dilution Factor with ISTDs

Signal 1: DAD1 B, Sig=254,16 Ref=360,100

RetTime [min]	Type	Area [mAU*s]	Amt/Area	Amount [ug/L]	Grp	Name
3.792	BBA	161.04153	6.24438	1005.60412		HMX
5.053	BBA	195.03403	5.14989	1004.40284		RDX
6.160	BV	379.84180	2.64795	1005.80131		1,3,5-Trinitrobenzene
6.404	VV	279.58441	3.60168	1006.97263		1,2-Dinitrobenzene
7.326	BV	565.18854	1.78310	1007.78486		1,3-Dinitrobenzene
7.634	VV	315.70645	3.19599	1008.99329		Tetryl
8.017	VV	381.54041	2.63693	1006.09491		Nitrobenzene
8.716	VV	394.18430	2.56117	1009.57393		2,4,6-Trinitrotoluene
9.315	VV	228.58629	4.41054	1008.18972		4-Amino-2,6-Dinitrotoluene
9.767	VV	327.33414	3.07543	1006.69202		2-Amino-4,6-Dinitrotoluene
10.035	VV	262.19235	3.85282	1010.18090		2,6-Dinitrotoluene
10.320	VBA	554.84265	1.81567	1007.41092		2,4-Dinitrotoluene
11.634	BV	218.49843	4.59761	1004.57122		2-Nitrotoluene
12.196	VBA	183.68279	5.46830	1004.43267		4-Nitrotoluene
13.093	BBA	246.68472	4.07206	1004.51477		3-Nitrotoluene

Totals : 1.51012e4

Data File C:\CHEM32\1\DATA\021621\021621 2021-02-16 17-01-54\5L027716.D
Sample Name: S1B0260-CAL2

==========

Acq. Operator : JWR Seq. Line : 2
Acq. Instrument : HPLC5 Location : Vial 2
Injection Date : 2/16/2021 5:28:18 PM Inj : 1
Inj Volume : 100 µl
Acq. Method : C:\Chem32\1\DATA\021621\021621 2021-02-16 17-01-54\8330PLUS-PETN.M
Last changed : 2/16/2021 5:01:34 PM by JWR
Analysis Method : C:\CHEM32\1\METHODS\8330PLUS-PETNDA.M
Last changed : 2/17/2021 10:59:19 AM by JWR
Method Info : OVD-SOP#HPLC02: 8330PLUS-PETN Calibration 02/16/2021

Sample Info : 1 (1000ppb "OC")

==========

Signal 2: DAD1 C, Sig=210,16 Ref=360,100

RetTime [min]	Type	Area [mAU*s]	Amt/Area	Amount [ug/L]	Grp	Name
13.971	VBA	247.46407	4.07008	1007.19977		PETN

Totals : 1007.19977

1 Warnings or Errors :

Warning : Calibration warnings (see calibration table listing)

==========

*** End of Report ***

Data File C:\CHEM32\1\DATA\021621\021621 2021-02-16 17-01-54\5L027717.D
Sample Name: S1B0260-CAL3

==========

Acq. Operator : JWR
Seq. Line : 3
Acq. Instrument : HPLC5
Location : Vial 3
Injection Date : 2/16/2021 5:51:29 PM
Inj : 1
Inj Volume : 100 µl
Acq. Method : C:\Chem32\1\DATA\021621\021621 2021-02-16 17-01-54\8330PLUS-PETN.M
Last changed : 2/16/2021 5:01:34 PM by JWR
Analysis Method : C:\CHEM32\1\METHODS\8330PLUS-PETNDA.M
Last changed : 2/17/2021 11:18:03 AM by JWR
Method Info : OVD-SOP#HPLC02: 8330PLUS-PETN Calibration 02/16/2021

Sample Info : 1 (500ppb "OC")

==========

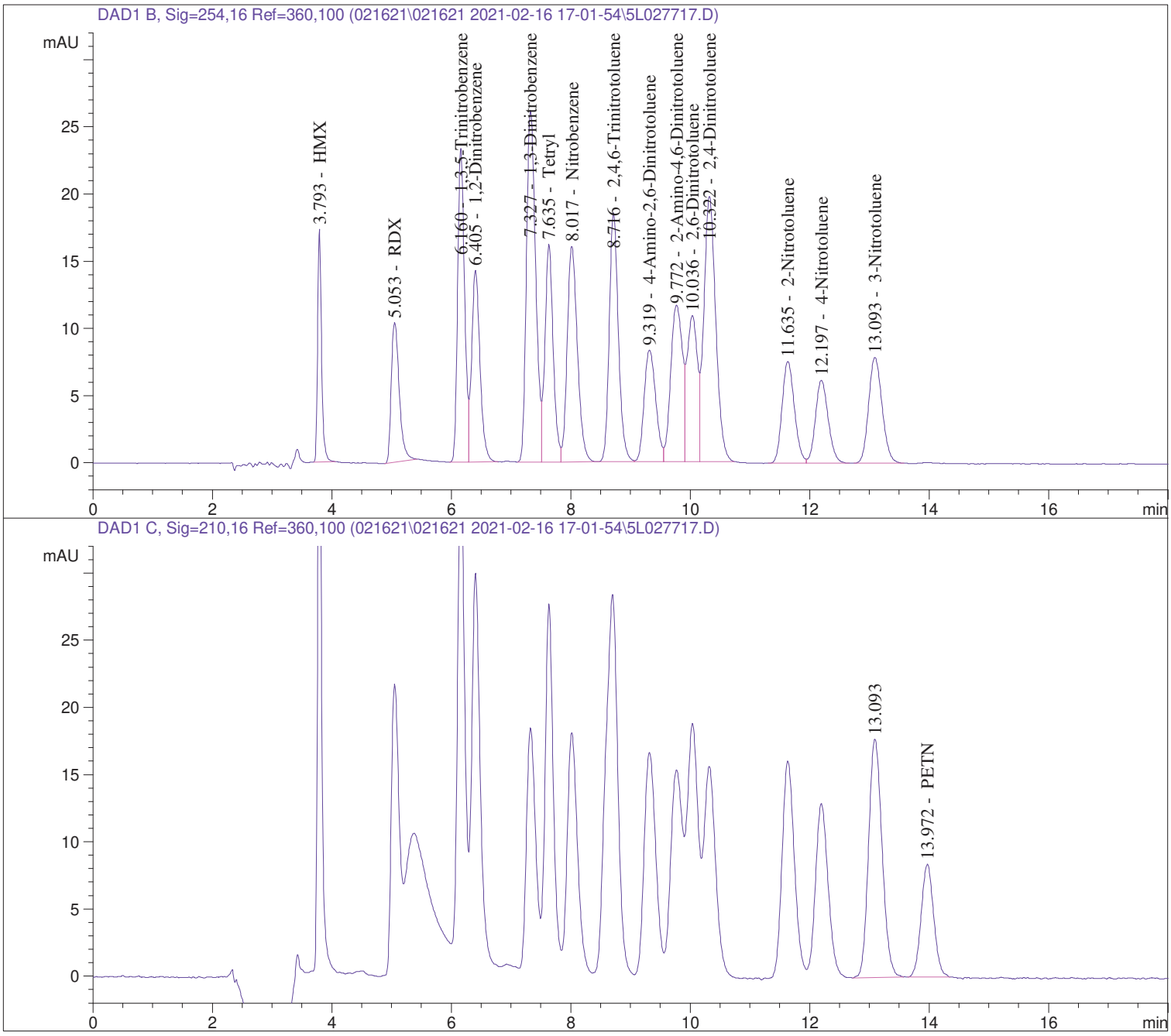

Data File C:\CHEM32\1\DATA\021621\021621 2021-02-16 17-01-54\5L027717.D
Sample Name: S1B0260-CAL3

==========

Acq. Operator : JWR
Seq. Line : 3
Acq. Instrument : HPLC5
Location : Vial 3
Injection Date : 2/16/2021 5:51:29 PM
Inj : 1
Inj Volume : 100 µl
Acq. Method : C:\Chem32\1\DATA\021621\021621 2021-02-16 17-01-54\8330PLUS-PETN.M
Last changed : 2/16/2021 5:01:34 PM by JWR
Analysis Method : C:\CHEM32\1\METHODS\8330PLUS-PETNDA.M
Last changed : 2/17/2021 11:18:03 AM by JWR
Method Info : OVD-SOP#HPLC02: 8330PLUS-PETN Calibration 02/16/2021

Sample Info : 1 (500ppb "OC")

==========

==========

External Standard Report

==========

Sorted By : Signal
Calib. Data Modified : Wednesday, February 17, 2021 11:17:55 AM
Multiplier : 1.0000
Dilution : 1.0000
Use Multiplier & Dilution Factor with ISTDs

Signal 1: DAD1 B, Sig=254,16 Ref=360,100

RetTime [min]	Type	Area [mAU*s]	Amt/Area	Amount [ug/L]	Grp	Name
3.793	BBA	79.50555	6.23084	495.38642		HMX
5.053	BBA	96.88911	5.19352	503.19558		RDX
6.160	BV	189.20905	2.64751	500.93200		1,3,5-Trinitrobenzene
6.405	VV	138.80054	3.60175	499.92547		1,2-Dinitrobenzene
7.327	BV	281.18637	1.78227	501.14960		1,3-Dinitrobenzene
7.635	VV	156.66066	3.19542	500.59597		Tetryl
8.017	VV	190.24303	2.63647	501.57023		Nitrobenzene
8.716	VV	196.03940	2.55916	501.69590		2,4,6-Trinitrotoluene
9.319	VV	112.90280	4.40744	497.61225		4-Amino-2,6-Dinitrotoluene
9.772	VV	161.09799	3.07519	495.40696		2-Amino-4,6-Dinitrotoluene
10.036	VV	130.55708	3.84695	502.24634		2,6-Dinitrotoluene
10.322	VBA	274.03061	1.81428	497.16770		2,4-Dinitrotoluene
11.635	VV	109.27006	4.59471	502.06392		2-Nitrotoluene
12.197	VBA	92.35337	5.46744	504.93630		4-Nitrotoluene
13.093	BBA	123.39902	4.07149	502.41757		3-Nitrotoluene

Totals : 7506.30221

Data File C:\CHEM32\1\DATA\021621\021621 2021-02-16 17-01-54\5L027717.D
Sample Name: S1B0260-CAL3

==========

Acq. Operator : JWR
Seq. Line : 3
Acq. Instrument : HPLC5
Location : Vial 3
Injection Date : 2/16/2021 5:51:29 PM
Inj : 1
Inj Volume : 100 µl
Acq. Method : C:\Chem32\1\DATA\021621\021621 2021-02-16 17-01-54\8330PLUS-PETN.M
Last changed : 2/16/2021 5:01:34 PM by JWR
Analysis Method : C:\CHEM32\1\METHODS\8330PLUS-PETNDA.M
Last changed : 2/17/2021 11:18:03 AM by JWR
Method Info : OVD-SOP#HPLC02: 8330PLUS-PETN Calibration 02/16/2021

Sample Info : 1 (500ppb "OC")

==========

Signal 2: DAD1 C, Sig=210,16 Ref=360,100

RetTime [min]	Type	Area [mAU*s]	Amt/Area	Amount [ug/L]	Grp	Name
13.972	VBA	122.52049	4.06830	498.45001		PETN

Totals : 498.45001

1 Warnings or Errors :

Warning : Calibration warnings (see calibration table listing)

==========

*** End of Report ***

Data File C:\CHEM32\1\DATA\021621\021621 2021-02-16 17-01-54\5L027718.D
Sample Name: S1B0260-CAL4

==========

Acq. Operator : JWR
Seq. Line : 4
Acq. Instrument : HPLC5
Location : Vial 4
Injection Date : 2/16/2021 6:14:39 PM
Inj : 1
Inj Volume : 100 µl
Acq. Method : C:\Chem32\1\DATA\021621\021621 2021-02-16 17-01-54\8330PLUS-PETN.M
Last changed : 2/16/2021 5:01:34 PM by JWR
Analysis Method : C:\CHEM32\1\METHODS\8330PLUS-PETNDA.M
Last changed : 2/17/2021 11:28:03 AM by JWR
Method Info : OVD-SOP#HPLC02: 8330PLUS-PETN Calibration 02/16/2021

Sample Info : 1 (100ppb "OC")

==========

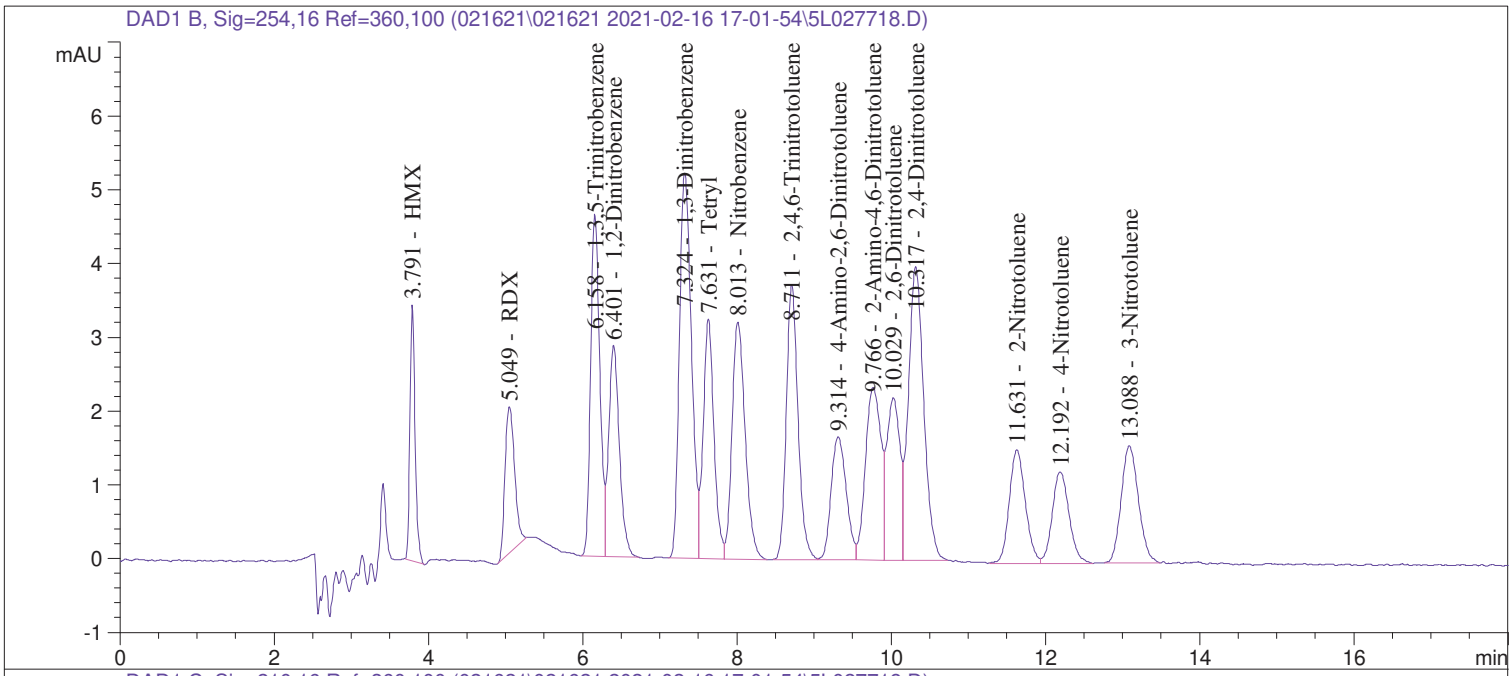

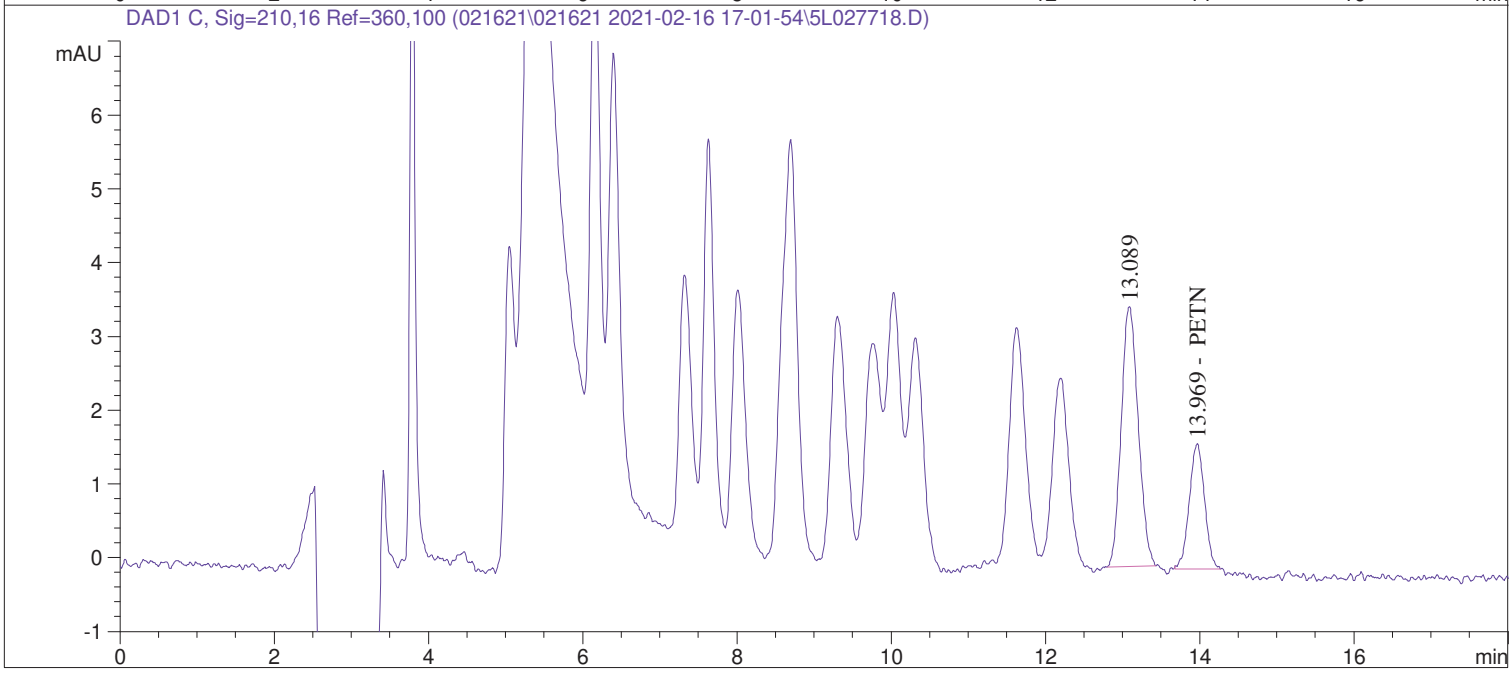

Data File C:\CHEM32\1\DATA\021621\021621 2021-02-16 17-01-54\5L027718.D
Sample Name: S1B0260-CAL4

==========

Acq. Operator : JWR
Seq. Line : 4
Acq. Instrument : HPLC5
Location : Vial 4
Injection Date : 2/16/2021 6:14:39 PM
Inj : 1
Inj Volume : 100 µl
Acq. Method : C:\Chem32\1\DATA\021621\021621 2021-02-16 17-01-54\8330PLUS-PETN.M
Last changed : 2/16/2021 5:01:34 PM by JWR
Analysis Method : C:\CHEM32\1\METHODS\8330PLUS-PETNDA.M
Last changed : 2/17/2021 11:28:03 AM by JWR
Method Info : OVD-SOP#HPLC02: 8330PLUS-PETN Calibration 02/16/2021

Sample Info : 1 (100ppb "OC")

==========

==========

External Standard Report

==========

Sorted By : Signal
Calib. Data Modified : Wednesday, February 17, 2021 11:27:55 AM
Multiplier : 1.0000
Dilution : 1.0000
Use Multiplier & Dilution Factor with ISTDs

Signal 1: DAD1 B, Sig=254,16 Ref=360,100

RetTime [min]	Type	Area [mAU*s]	Amt/Area	Amount [ug/L]	Grp	Name
3.791	BBA	15.93051	6.12414	97.56069		HMX
5.049	BV	17.24738	5.59392	96.48051		RDX
6.158	BV	37.99035	2.64400	100.44637		1,3,5-Trinitrobenzene
6.401	VBA	27.79845	3.60237	100.14041		1,2-Dinitrobenzene
7.324	BV	56.37719	1.77571	100.10950		1,3-Dinitrobenzene
7.631	VV	31.56302	3.19093	100.71550		Tetryl
8.013	VF	38.23725	2.63284	100.67259		Nitrobenzene
8.711	VV	39.48695	2.54328	100.42617		2,4,6-Trinitrotoluene
9.314	VV	22.82393	4.38323	100.04261		4-Amino-2,6-Dinitrotoluene
9.766	VV	32.58117	3.07336	100.13352		2-Amino-4,6-Dinitrotoluene
10.029	VV	26.38984	3.80075	100.30131		2,6-Dinitrotoluene
10.317	VBA	55.42801	1.80343	99.96074		2,4-Dinitrotoluene
11.631	BV	22.33757	4.57209	102.12929		2-Nitrotoluene
12.192	VV	18.76105	5.46063	102.44717		4-Nitrotoluene
13.088	BV	24.74515	4.06693	100.63671		3-Nitrotoluene

Totals : 1502.20308

Data File C:\CHEM32\1\DATA\021621\021621 2021-02-16 17-01-54\5L027718.D
Sample Name: S1B0260-CAL4

==========

Acq. Operator : JWR Seq. Line : 4
Acq. Instrument : HPLC5 Location : Vial 4
Injection Date : 2/16/2021 6:14:39 PM Inj : 1
Inj Volume : 100 µl
Acq. Method : C:\Chem32\1\DATA\021621\021621 2021-02-16 17-01-54\8330PLUS-PETN.M
Last changed : 2/16/2021 5:01:34 PM by JWR
Analysis Method : C:\CHEM32\1\METHODS\8330PLUS-PETNDA.M
Last changed : 2/17/2021 11:28:03 AM by JWR
Method Info : OVD-SOP#HPLC02: 8330PLUS-PETN Calibration 02/16/2021

Sample Info : 1 (100ppb "OC")

==========

Signal 2: DAD1 C, Sig=210,16 Ref=360,100

RetTime [min]	Type	Area [mAU*s]	Amt/Area	Amount [ug/L]	Grp	Name
13.969	BBA	23.42405	4.05333	94.94550		PETN

Totals : 94.94550

1 Warnings or Errors :

Warning : Calibration warnings (see calibration table listing)

==========

*** End of Report ***

Data File C:\CHEM32\1\DATA\021621\021621 2021-02-16 17-01-54\5L027719.D
Sample Name: S1B0260-CAL5

==========

Acq. Operator : JWR
Seq. Line : 5
Acq. Instrument : HPLC5
Location : Vial 5
Injection Date : 2/16/2021 6:37:51 PM
Inj : 1
Inj Volume : 100 µl
Acq. Method : C:\Chem32\1\DATA\021621\021621 2021-02-16 17-01-54\8330PLUS-PETN.M
Last changed : 2/16/2021 5:01:34 PM by JWR
Analysis Method : C:\CHEM32\1\METHODS\8330PLUS-PETNDA.M
Last changed : 2/17/2021 11:41:19 AM by JWR
Method Info : OVD-SOP#HPLC02: 8330PLUS-PETN Calibration 02/16/2021

Sample Info : 1 (50ppb "OC")

==========

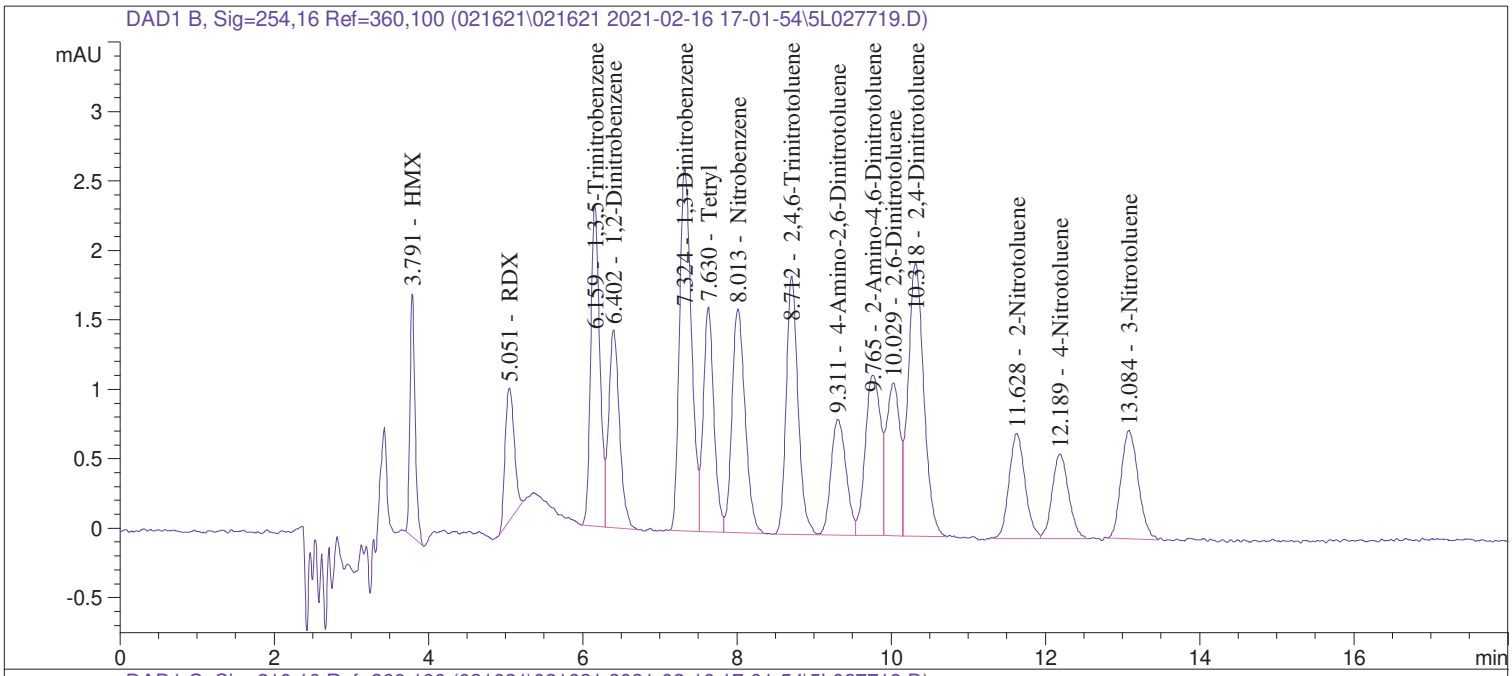

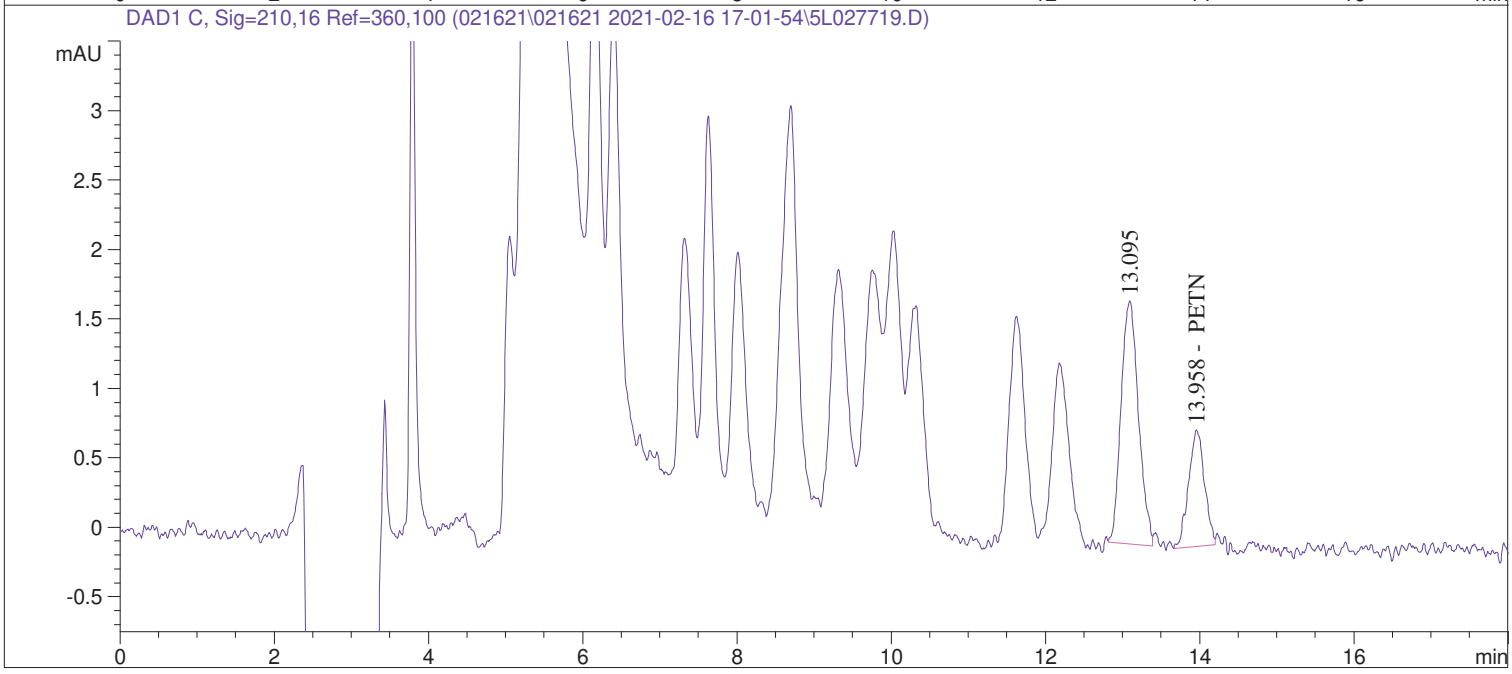

Data File C:\CHEM32\1\DATA\021621\021621 2021-02-16 17-01-54\5L027719.D
Sample Name: S1B0260-CAL5

==========

Acq. Operator : JWR
Seq. Line : 5
Acq. Instrument : HPLC5
Location : Vial 5
Injection Date : 2/16/2021 6:37:51 PM
Inj : 1
Inj Volume : 100 µl
Acq. Method : C:\Chem32\1\DATA\021621\021621 2021-02-16 17-01-54\8330PLUS-PETN.M
Last changed : 2/16/2021 5:01:34 PM by JWR
Analysis Method : C:\CHEM32\1\METHODS\8330PLUS-PETNDA.M
Last changed : 2/17/2021 11:41:19 AM by JWR
Method Info : OVD-SOP#HPLC02: 8330PLUS-PETN Calibration 02/16/2021

Sample Info : 1 (50ppb "OC")

==========

==========

External Standard Report

==========

Sorted By : Signal
Calib. Data Modified : Wednesday, February 17, 2021 11:41:10 AM
Multiplier : 1.0000
Dilution : 1.0000
Use Multiplier & Dilution Factor with ISTDs

Signal 1: DAD1 B, Sig=254,16 Ref=360,100

RetTime [min]	Type	Area [mAU*s]	Amt/Area	Amount [ug/L]	Grp	Name
3.791	BBA	8.18756	5.99795	49.10859		HMX
5.051	BV	7.83001	6.17979	48.38780		RDX
6.159	BV	18.98480	2.63960	50.11232		1,3,5-Trinitrobenzene
6.402	VBA	13.85539	3.60315	49.92309		1,2-Dinitrobenzene
7.324	BV	28.10839	1.76746	49.68042		1,3-Dinitrobenzene
7.630	VV	15.54241	3.18515	49.50487		Tetryl
8.013	VBA	19.01411	2.62825	49.97379		Nitrobenzene
8.712	BV	19.82977	2.52356	50.04159		2,4,6-Trinitrotoluene
9.311	VV	11.42356	4.35296	49.72625		4-Amino-2,6-Dinitrotoluene
9.765	VV	16.12240	3.07101	49.51201		2-Amino-4,6-Dinitrotoluene
10.029	VV	13.37027	3.74438	50.06332		2,6-Dinitrotoluene
10.318	VBA	27.79248	1.78992	49.74623		2,4-Dinitrotoluene
11.628	BV	10.89285	4.54221	49.47761		2-Nitrotoluene
12.189	VBA	8.99146	5.45135	49.01560		4-Nitrotoluene
13.084	BV	12.04269	4.06091	48.90428		3-Nitrotoluene

Totals : 743.17777

Data File C:\CHEM32\1\DATA\021621\021621 2021-02-16 17-01-54\5L027719.D
Sample Name: S1B0260-CAL5

==========

Acq. Operator : JWR
Seq. Line : 5
Acq. Instrument : HPLC5
Location : Vial 5
Injection Date : 2/16/2021 6:37:51 PM
Inj : 1
Inj Volume : 100 µl
Acq. Method : C:\Chem32\1\DATA\021621\021621 2021-02-16 17-01-54\8330PLUS-PETN.M
Last changed : 2/16/2021 5:01:34 PM by JWR
Analysis Method : C:\CHEM32\1\METHODS\8330PLUS-PETNDA.M
Last changed : 2/17/2021 11:41:19 AM by JWR
Method Info : OVD-SOP#HPLC02: 8330PLUS-PETN Calibration 02/16/2021

Sample Info : 1 (50ppb "OC")

==========

Signal 2: DAD1 C, Sig=210,16 Ref=360,100

RetTime [min]	Type	Area [mAU*s]	Amt/Area	Amount [ug/L]	Grp	Name
13.958	BV	11.97558	4.03565	48.32924		PETN

Totals : 48.32924

1 Warnings or Errors :

Warning : Calibration warnings (see calibration table listing)

==========

*** End of Report ***

Data File C:\CHEM32\1\DATA\021621\021621 2021-02-16 17-01-54\5L027720.D
Sample Name: S1B0260-CAL6

==========

Acq. Operator : JWR
Seq. Line : 6
Acq. Instrument : HPLC5
Location : Vial 6
Injection Date : 2/16/2021 7:01:00 PM
Inj : 1
Inj Volume : 100 µl
Acq. Method : C:\Chem32\1\DATA\021621\021621 2021-02-16 17-01-54\8330PLUS-PETN.M
Last changed : 2/16/2021 5:01:34 PM by JWR
Analysis Method : C:\CHEM32\1\METHODS\8330PLUS-PETNDA.M
Last changed : 2/17/2021 11:52:29 AM by JWR
Method Info : OVD-SOP#HPLC02: 8330PLUS-PETN Calibration 02/16/2021

Sample Info : 1 (25ppb "OC")

==========

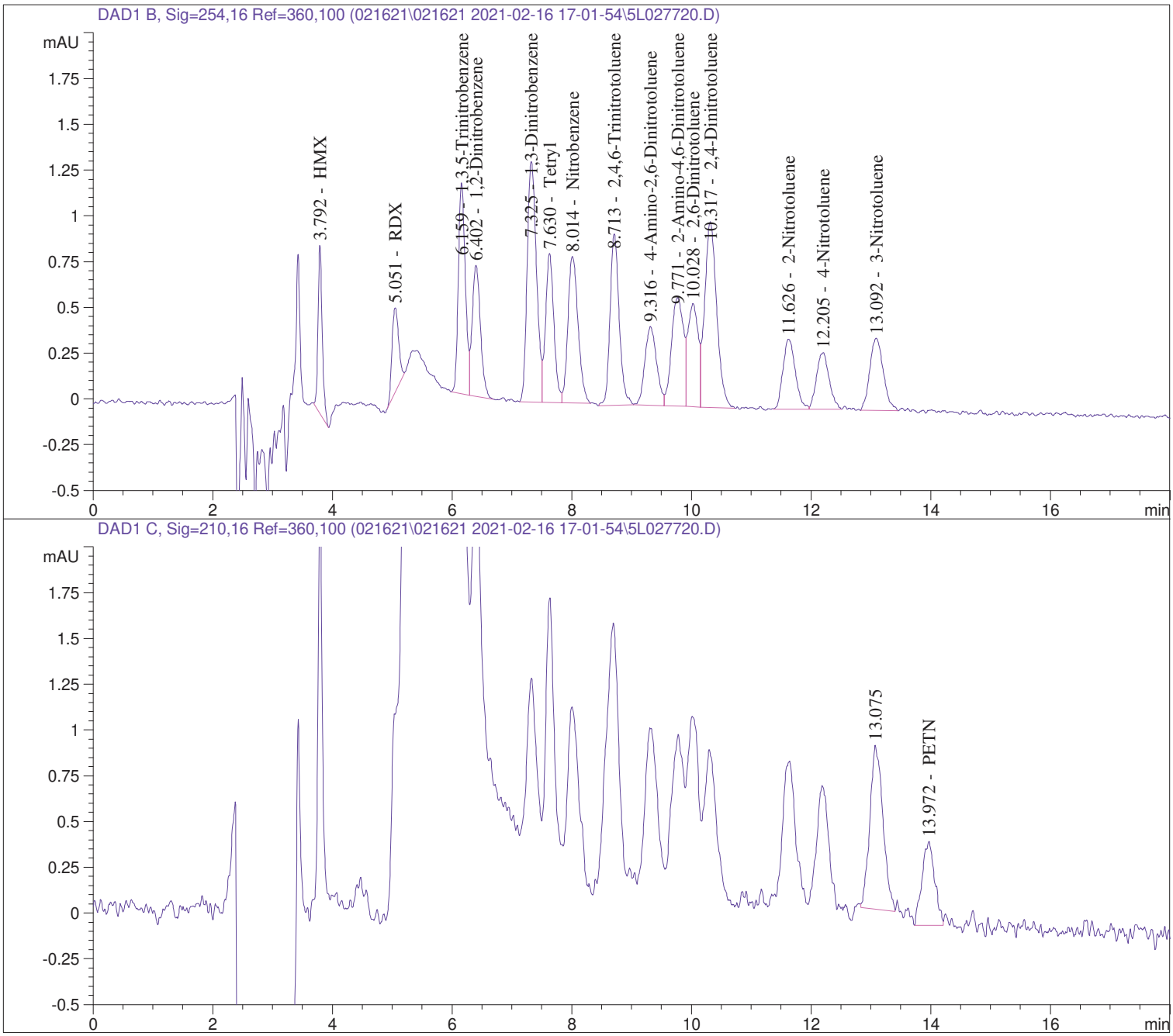

Data File C:\CHEM32\1\DATA\021621\021621 2021-02-16 17-01-54\5L027720.D
Sample Name: S1B0260-CAL6

==========

Acq. Operator : JWR
Seq. Line : 6
Acq. Instrument : HPLC5
Location : Vial 6
Injection Date : 2/16/2021 7:01:00 PM
Inj : 1
Inj Volume : 100 µl
Acq. Method : C:\Chem32\1\DATA\021621\021621 2021-02-16 17-01-54\8330PLUS-PETN.M
Last changed : 2/16/2021 5:01:34 PM by JWR
Analysis Method : C:\CHEM32\1\METHODS\8330PLUS-PETNDA.M
Last changed : 2/17/2021 11:52:29 AM by JWR
Method Info : OVD-SOP#HPLC02: 8330PLUS-PETN Calibration 02/16/2021

Sample Info : 1 (25ppb "OC")

==========

==========

External Standard Report

==========

Sorted By : Signal
Calib. Data Modified : Wednesday, February 17, 2021 11:52:04 AM
Multiplier : 1.0000
Dilution : 1.0000
Use Multiplier & Dilution Factor with ISTDs

Signal 1: DAD1 B, Sig=254,16 Ref=360,100

RetTime [min]	Type	Area [mAU*s]	Amt/Area	Amount [ug/L]	Grp	Name
3.792	BBA	4.51609	5.78688	26.13405		HMX
5.051	BV	3.53526	7.48327	26.45534		RDX
6.159	BV	9.39342	2.63063	24.71064		1,3,5-Trinitrobenzene
6.402	VBA	6.90801	3.60471	24.90139		1,2-Dinitrobenzene
7.325	VV	14.25504	1.75147	24.96723		1,3-Dinitrobenzene
7.630	VV	7.84861	3.17397	24.91127		Tetryl
8.014	VBA	9.42899	2.61896	24.69413		Nitrobenzene
8.713	BV	9.92831	2.48406	24.66252		2,4,6-Trinitrotoluene
9.316	VV	5.84334	4.29507	25.09755		4-Amino-2,6-Dinitrotoluene
9.771	VV	8.24809	3.06657	25.29335		2-Amino-4,6-Dinitrotoluene
10.028	VV	6.78436	3.63345	24.65060		2,6-Dinitrotoluene
10.317	VBA	14.24895	1.76415	25.13727		2,4-Dinitrotoluene
11.626	BV	5.48305	4.48468	24.58971		2-Nitrotoluene
12.205	VBA	4.53225	5.43381	24.62737		4-Nitrotoluene
13.092	BV	6.22768	4.04996	25.22189		3-Nitrotoluene

Totals : 376.05431

Data File C:\CHEM32\1\DATA\021621\021621 2021-02-16 17-01-54\5L027720.D
Sample Name: S1B0260-CAL6

==========

Acq. Operator : JWR Seq. Line : 6
Acq. Instrument : HPLC5 Location : Vial 6
Injection Date : 2/16/2021 7:01:00 PM Inj : 1
Inj Volume : 100 µl
Acq. Method : C:\Chem32\1\DATA\021621\021621 2021-02-16 17-01-54\8330PLUS-PETN.M
Last changed : 2/16/2021 5:01:34 PM by JWR
Analysis Method : C:\CHEM32\1\METHODS\8330PLUS-PETNDA.M
Last changed : 2/17/2021 11:52:29 AM by JWR
Method Info : OVD-SOP#HPLC02: 8330PLUS-PETN Calibration 02/16/2021

Sample Info : 1 (25ppb "OC")

==========

Signal 2: DAD1 C, Sig=210,16 Ref=360,100

RetTime [min]	Type	Area [mAU*s]	Amt/Area	Amount [ug/L]	Grp	Name
13.972	VV	6.73878	4.00753	27.00581		PETN

Totals : 27.00581

1 Warnings or Errors :

Warning : Calibration warnings (see calibration table listing)

==========

*** End of Report ***

Data File C:\CHEM32\1\DATA\021621\021621 2021-02-16 17-01-54\5L027721.D
Sample Name: S1B0260-ICV1

==========

Acq. Operator : JWR
Seq. Line : 7
Acq. Instrument : HPLC5
Location : Vial 7
Injection Date : 2/16/2021 7:24:10 PM
Inj : 1
Inj Volume : 100 µl
Acq. Method : C:\Chem32\1\DATA\021621\021621 2021-02-16 17-01-54\8330PLUS-PETN.M
Last changed : 2/16/2021 5:01:34 PM by JWR
Analysis Method : C:\CHEM32\1\METHODS\8330PLUS-PETNDA.M
Last changed : 2/17/2021 11:59:58 AM by JWR
Method Info : OVD-SOP#HPLC02: 8330PLUS-PETN Calibration 02/16/2021

Sample Info : 1 (500ppb "OC")

==========

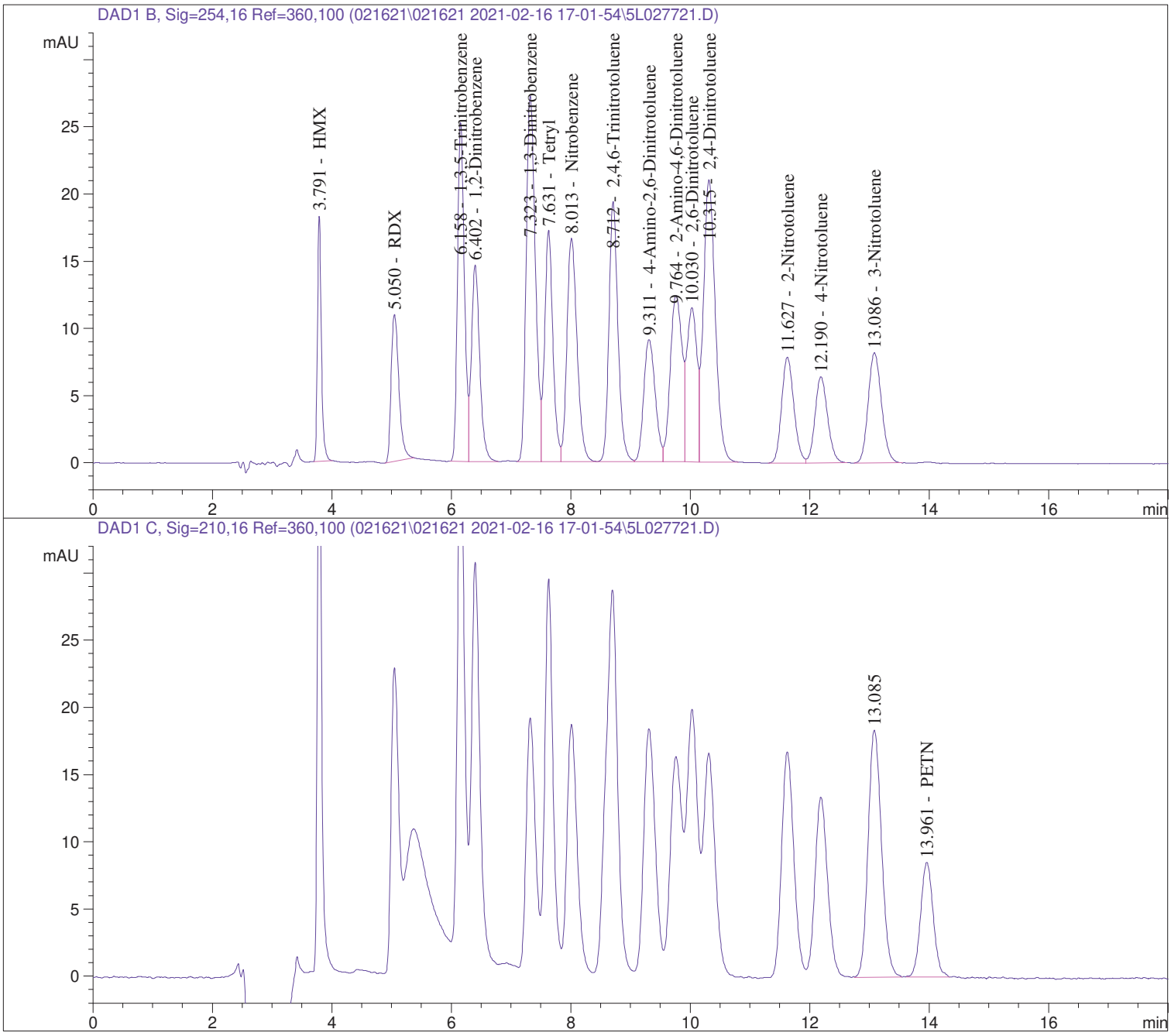

Data File C:\CHEM32\1\DATA\021621\021621 2021-02-16 17-01-54\5L027721.D
Sample Name: S1B0260-ICV1

==========

Acq. Operator : JWR
Seq. Line : 7
Acq. Instrument : HPLC5
Location : Vial 7
Injection Date : 2/16/2021 7:24:10 PM
Inj : 1
Inj Volume : 100 µl
Acq. Method : C:\Chem32\1\DATA\021621\021621 2021-02-16 17-01-54\8330PLUS-PETN.M
Last changed : 2/16/2021 5:01:34 PM by JWR
Analysis Method : C:\CHEM32\1\METHODS\8330PLUS-PETNDA.M
Last changed : 2/17/2021 11:59:58 AM by JWR
Method Info : OVD-SOP#HPLC02: 8330PLUS-PETN Calibration 02/16/2021

Sample Info : 1 (500ppb "OC")

==========

==========

External Standard Report

==========

Sorted By : Signal
Calib. Data Modified : Wednesday, February 17, 2021 11:52:04 AM
Multiplier : 1.0000
Dilution : 1.0000
Use Multiplier & Dilution Factor with ISTDs

Signal 1: DAD1 B, Sig=254,16 Ref=360,100

RetTime [min]	Type	Area [mAU*s]	Amt/Area	Amount [ug/L]	Grp	Name
3.791	BBA	83.49789	6.23212	520.36880		HMX
5.050	BBA	99.26720	5.19144	515.33999		RDX
6.158	BV	203.35704	2.64757	538.40137		1,3,5-Trinitrobenzene
6.402	VBA	140.96170	3.60175	507.70912		1,2-Dinitrobenzene
7.323	BV	289.16589	1.78231	515.38438		1,3-Dinitrobenzene
7.631	VV	165.12607	3.19547	527.65604		Tetryl
8.013	VV	194.91689	2.63649	513.89699		Nitrobenzene
8.712	VV	203.02504	2.55930	519.60125		2,4,6-Trinitrotoluene
9.311	VV	122.43833	4.40792	539.69801		4-Amino-2,6-Dinitrotoluene
9.764	VV	169.96930	3.07521	522.69204		2-Amino-4,6-Dinitrotoluene
10.030	VV	136.59912	3.84747	525.56045		2,6-Dinitrotoluene
10.315	VBA	290.31952	1.81443	526.76510		2,4-Dinitrotoluene
11.627	BV	112.32948	4.59487	516.13887		2-Nitrotoluene
12.190	VBA	94.47124	5.46748	516.51932		4-Nitrotoluene
13.086	BBA	127.06137	4.07152	517.33295		3-Nitrotoluene

Totals : 7823.06467

Data File C:\CHEM32\1\DATA\021621\021621 2021-02-16 17-01-54\5L027721.D
Sample Name: S1B0260-ICV1

==========

Acq. Operator : JWR
Seq. Line : 7
Acq. Instrument : HPLC5
Location : Vial 7
Injection Date : 2/16/2021 7:24:10 PM
Inj : 1
Inj Volume : 100 µl
Acq. Method : C:\Chem32\1\DATA\021621\021621 2021-02-16 17-01-54\8330PLUS-PETN.M
Last changed : 2/16/2021 5:01:34 PM by JWR
Analysis Method : C:\CHEM32\1\METHODS\8330PLUS-PETNDA.M
Last changed : 2/17/2021 11:59:58 AM by JWR
Method Info : OVD-SOP#HPLC02: 8330PLUS-PETN Calibration 02/16/2021

Sample Info : 1 (500ppb "OC")

==========

Signal 2: DAD1 C, Sig=210,16 Ref=360,100

RetTime [min]	Type	Area [mAU*s]	Amt/Area	Amount [ug/L]	Grp	Name
13.961	BBA	124.94550	4.06837	508.32425		PETN

Totals : 508.32425

1 Warnings or Errors :

Warning : Calibration warnings (see calibration table listing)

==========

*** End of Report ***

Data File C:\CHEM32\1\DATA\030921\030921 2021-03-09 15-59-18\5L027793.D
Sample Name: S1C0184-CCV1

==========

Acq. Operator : JWR
Seq. Line : 1
Acq. Instrument : HPLC5
Location : Vial 1
Injection Date : 3/9/2021 4:02:15 PM
Inj : 1
Inj Volume : 100 µl
Acq. Method : C:\Chem32\1\DATA\030921\030921 2021-03-09 15-59-18\8330PLUS-PETN.M
Last changed : 3/9/2021 3:58:59 PM by JWR
Analysis Method : C:\CHEM32\1\METHODS\8330PLUS-PETNDA.M
Last changed : 3/10/2021 10:03:38 AM by JWR
Method Info : OVD-SOP#HPLC02: 8330PLUS-PETN Calibration 02/16/2021

Sample Info : 1 (500ppb "OC")

==========

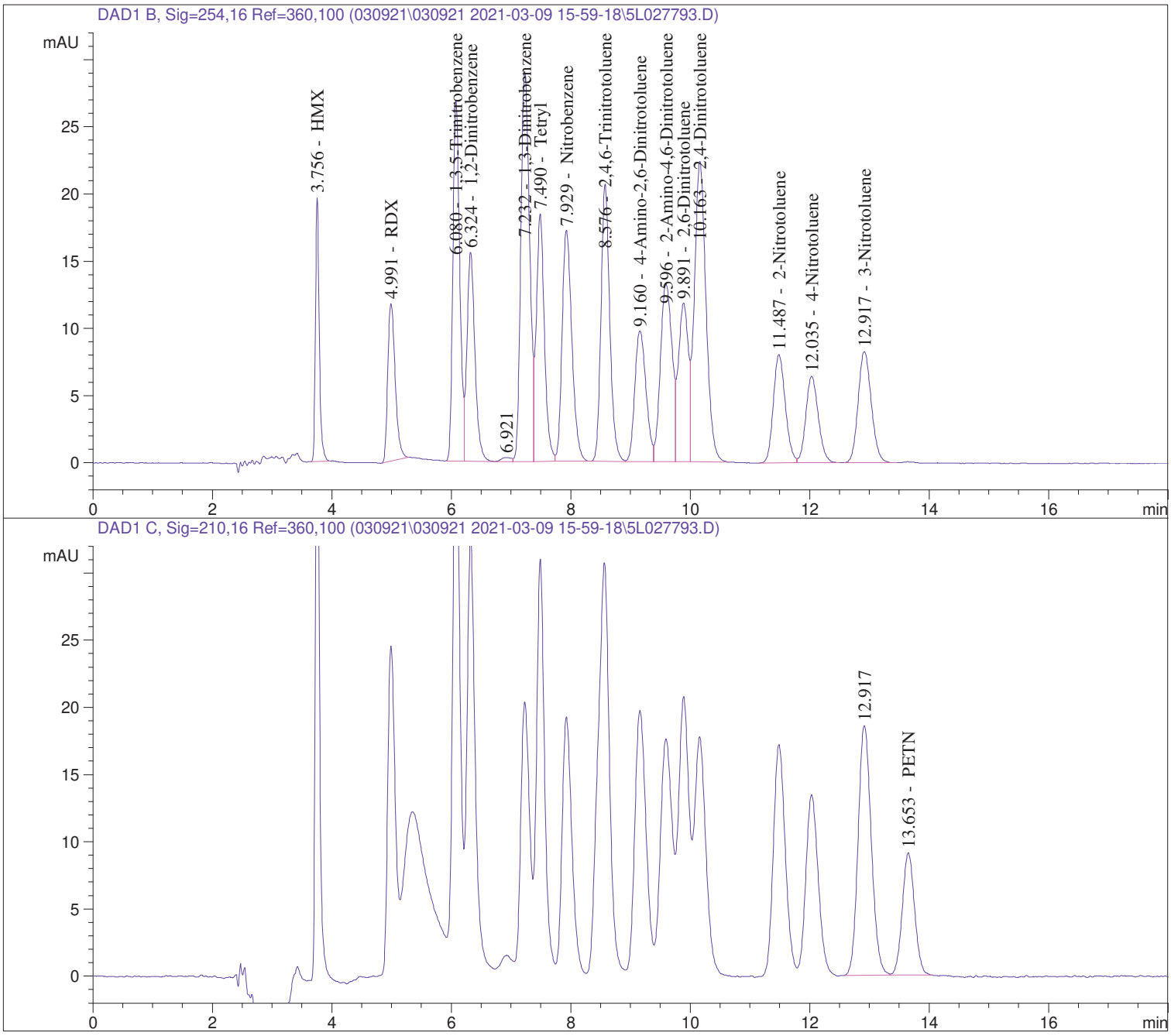

Data File C:\CHEM32\1\DATA\030921\030921 2021-03-09 15-59-18\5L027793.D
Sample Name: S1C0184-CCV1

==========

Acq. Operator : JWR
Seq. Line : 1
Acq. Instrument : HPLC5
Location : Vial 1
Injection Date : 3/9/2021 4:02:15 PM
Inj : 1
Inj Volume : 100 µl
Acq. Method : C:\Chem32\1\DATA\030921\030921 2021-03-09 15-59-18\8330PLUS-PETN.M
Last changed : 3/9/2021 3:58:59 PM by JWR
Analysis Method : C:\CHEM32\1\METHODS\8330PLUS-PETNDA.M
Last changed : 3/10/2021 10:03:38 AM by JWR
Method Info : OVD-SOP#HPLC02: 8330PLUS-PETN Calibration 02/16/2021

Sample Info : 1 (500ppb "OC")

==========

==========

External Standard Report

==========

Sorted By : Signal
Calib. Data Modified : 3/9/2021 5:36:24 PM
Multiplier : 1.0000
Dilution : 1.0000
Use Multiplier & Dilution Factor with ISTDs

Signal 1: DAD1 B, Sig=254,16 Ref=360,100

RetTime [min]	Type	Area [mAU*s]	Amt/Area	Amount [ug/L]	Grp	Name
3.756	BBA	87.47844	6.23328	545.27736		HMX
4.991	BBA	102.21081	5.18901	530.37244		RDX
6.080	BV	211.95122	2.64760	561.16208		1,3,5-Trinitrobenzene
6.324	VV	145.93874	3.60175	525.63441		1,2-Dinitrobenzene
7.232	VV	296.00479	1.78235	527.58438		1,3-Dinitrobenzene
7.490	VV	174.02342	3.19553	556.09685		Tetryl
7.929	VV	196.07852	2.63650	516.96067		Nitrobenzene
8.576	VV	209.92731	2.55942	537.29290		2,4,6-Trinitrotoluene
9.160	VV	127.28114	4.40813	561.07207		4-Amino-2,6-Dinitrotoluene
9.596	VV	180.92979	3.07524	556.40274		2-Amino-4,6-Dinitrotoluene
9.891	VV	136.60815	3.84747	525.59531		2,6-Dinitrotoluene
10.163	VBA	303.02829	1.81454	549.85729		2,4-Dinitrotoluene
11.487	BV	113.08898	4.59490	519.63296		2-Nitrotoluene
12.035	VBA	93.44277	5.46746	510.89442		4-Nitrotoluene
12.917	BBA	126.52273	4.07152	515.13926		3-Nitrotoluene

Totals : 8038.97515

Data File C:\CHEM32\1\DATA\030921\030921 2021-03-09 15-59-18\5L027793.D
Sample Name: S1C0184-CCV1

==========

Acq. Operator : JWR Seq. Line : 1
Acq. Instrument : HPLC5 Location : Vial 1
Injection Date : 3/9/2021 4:02:15 PM Inj : 1
Inj Volume : 100 µl
Acq. Method : C:\Chem32\1\DATA\030921\030921 2021-03-09 15-59-18\8330PLUS-PETN.M
Last changed : 3/9/2021 3:58:59 PM by JWR
Analysis Method : C:\CHEM32\1\METHODS\8330PLUS-PETNDA.M
Last changed : 3/10/2021 10:03:38 AM by JWR
Method Info : OVD-SOP#HPLC02: 8330PLUS-PETN Calibration 02/16/2021

Sample Info : 1 (500ppb "OC")

==========

Signal 2: DAD1 C, Sig=210,16 Ref=360,100

RetTime [min]	Type	Area [mAU*s]	Amt/Area	Amount [ug/L]	Grp	Name
13.653	VBA	129.88792	4.06850	528.44898		PETN

Totals : 528.44898

1 Warnings or Errors :

Warning : Calibration warnings (see calibration table listing)

==========

*** End of Report ***

Data File C:\CHEM32\1\DATA\030921\030921 2021-03-09 15-59-18\5L027803.D
Sample Name: S1C0184-CCV2

==========

Acq. Operator : JWR
Seq. Line : 11
Acq. Instrument : HPLC5
Location : Vial 1
Injection Date : 3/9/2021 10:37:31 PM
Inj : 1
Inj Volume : 100 µl
Acq. Method : C:\Chem32\1\DATA\030921\030921 2021-03-09 15-59-18\8330PLUS-PETN.M
Last changed : 3/9/2021 3:58:59 PM by JWR
Analysis Method : C:\CHEM32\1\METHODS\8330PLUS-PETNDA.M
Last changed : 3/10/2021 10:15:32 AM by JWR
Method Info : OVD-SOP#HPLC02: 8330PLUS-PETN Calibration 02/16/2021

Sample Info : 1 (500ppb "OC")

==========

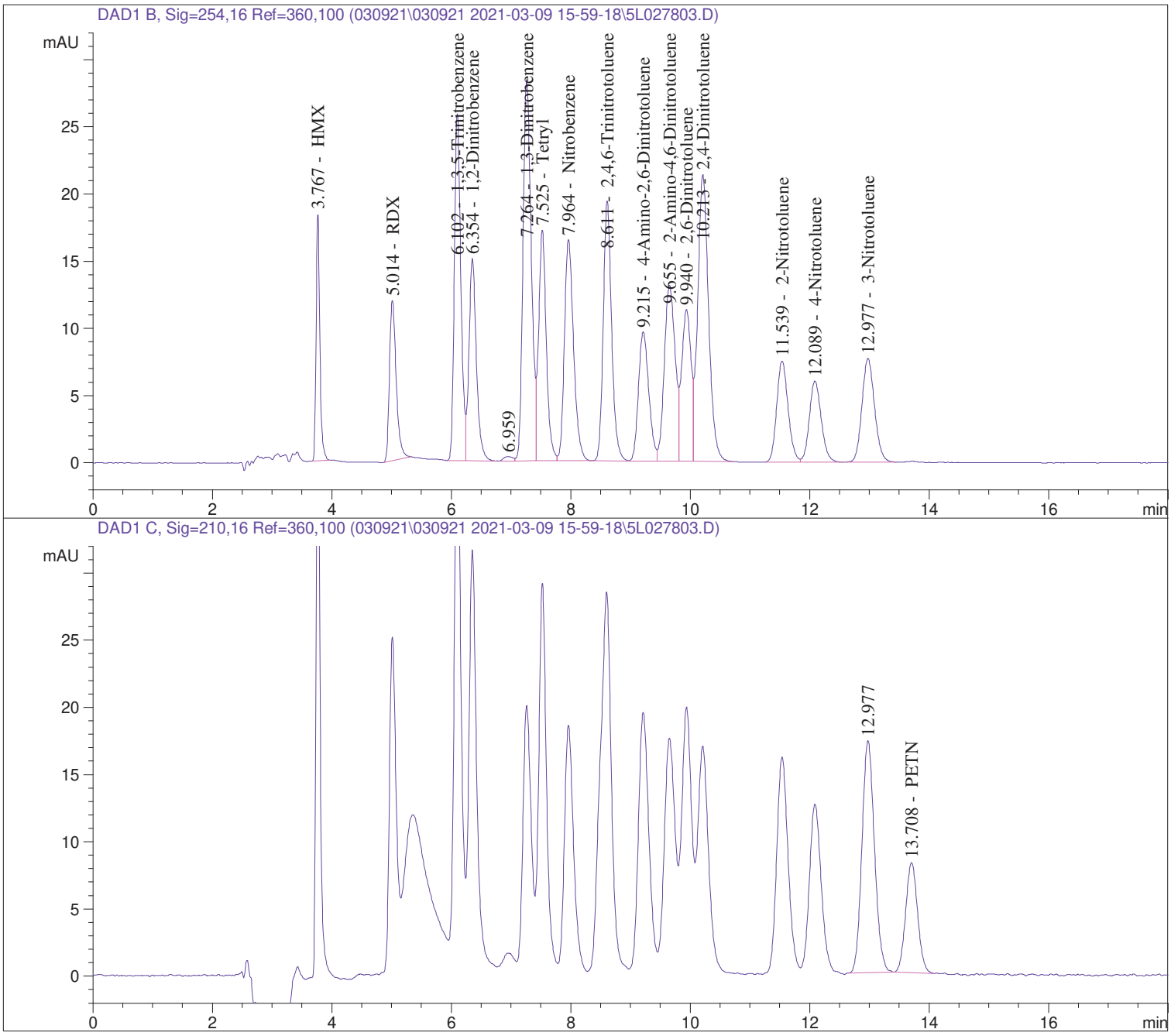

Data File C:\CHEM32\1\DATA\030921\030921 2021-03-09 15-59-18\5L027803.D
Sample Name: S1C0184-CCV2

==========

Acq. Operator : JWR
Seq. Line : 11
Acq. Instrument : HPLC5
Location : Vial 1
Injection Date : 3/9/2021 10:37:31 PM
Inj : 1
Inj Volume : 100 µl
Acq. Method : C:\Chem32\1\DATA\030921\030921 2021-03-09 15-59-18\8330PLUS-PETN.M
Last changed : 3/9/2021 3:58:59 PM by JWR
Analysis Method : C:\CHEM32\1\METHODS\8330PLUS-PETNDA.M
Last changed : 3/10/2021 10:15:32 AM by JWR
Method Info : OVD-SOP#HPLC02: 8330PLUS-PETN Calibration 02/16/2021

Sample Info : 1 (500ppb "OC")

==========

==========

External Standard Report

==========

Sorted By : Signal
Calib. Data Modified : 3/9/2021 5:36:24 PM
Multiplier : 1.0000
Dilution : 1.0000
Use Multiplier & Dilution Factor with ISTDs

Signal 1: DAD1 B, Sig=254,16 Ref=360,100

RetTime [min]	Type	Area [mAU*s]	Amt/Area	Amount [ug/L]	Grp	Name
3.767	BV	79.67325	6.23090	496.43578		HMX
5.014	BBA	94.36817	5.19584	490.32160		RDX
6.102	VV	193.59251	2.64753	512.54112		1,3,5-Trinitrobenzene
6.354	VBA	130.85756	3.60176	471.31805		1,2-Dinitrobenzene
7.264	VV	271.36932	1.78221	483.63684		1,3-Dinitrobenzene
7.525	VV	155.17796	3.19541	495.85646		Tetryl
7.964	VV	175.82425	2.63640	463.54237		Nitrobenzene
8.611	VV	188.33629	2.55899	481.95156		2,4,6-Trinitrotoluene
9.215	VV	115.86838	4.40760	510.70104		4-Amino-2,6-Dinitrotoluene
9.655	VV	165.30064	3.07520	508.33286		2-Amino-4,6-Dinitrotoluene
9.940	VV	125.80910	3.84651	483.92552		2,6-Dinitrotoluene
10.213	VBA	271.35846	1.81425	492.31233		2,4-Dinitrotoluene
11.539	BV	100.51183	4.59420	461.77150		2-Nitrotoluene
12.089	VBA	83.84231	5.46726	458.38783		4-Nitrotoluene
12.977	BBA	113.08717	4.07138	460.42117		3-Nitrotoluene

Totals : 7271.45603

Data File C:\CHEM32\1\DATA\030921\030921 2021-03-09 15-59-18\5L027803.D
Sample Name: S1C0184-CCV2

==========

Acq. Operator : JWR
Seq. Line : 11
Acq. Instrument : HPLC5
Location : Vial 1
Injection Date : 3/9/2021 10:37:31 PM
Inj : 1
Inj Volume : 100 µl
Acq. Method : C:\Chem32\1\DATA\030921\030921 2021-03-09 15-59-18\8330PLUS-PETN.M
Last changed : 3/9/2021 3:58:59 PM by JWR
Analysis Method : C:\CHEM32\1\METHODS\8330PLUS-PETNDA.M
Last changed : 3/10/2021 10:15:32 AM by JWR
Method Info : OVD-SOP#HPLC02: 8330PLUS-PETN Calibration 02/16/2021

Sample Info : 1 (500ppb "OC")

==========

Signal 2: DAD1 C, Sig=210,16 Ref=360,100

RetTime [min]	Type	Area [mAU*s]	Amt/Area	Amount [ug/L]	Grp	Name
13.708	VBA	114.12725	4.06804	464.27410		PETN

Totals : 464.27410

1 Warnings or Errors :

Warning : Calibration warnings (see calibration table listing)

==========

*** End of Report ***

Data File C:\CHEM32\1\DATA\031021\031021 2021-03-10 13-57-44\6L0008437.D
Sample Name: S1C0199-CCV1

==========

Acq. Operator : JWR
Seq. Line : 1
Acq. Instrument : HPLC6
Location : 1
Injection Date : 3/10/2021 2:00:33 PM
Inj : 1
Inj Volume : 100.000 µl
Acq. Method : C:\Chem32\1\Data\031021\031021 2021-03-10 13-57-44\8330.M
Last changed : 3/10/2021 1:57:44 PM by JWR
Analysis Method : C:\CHEM32\1\METHODS\8330DATA.M
Last changed : 3/10/2021 3:37:13 PM by JWR
Method Info : OVD-SOP#HPLC02 : 8330 Calibration 23-MAY-2020

Sample Info : 1 (500ppb)

==========

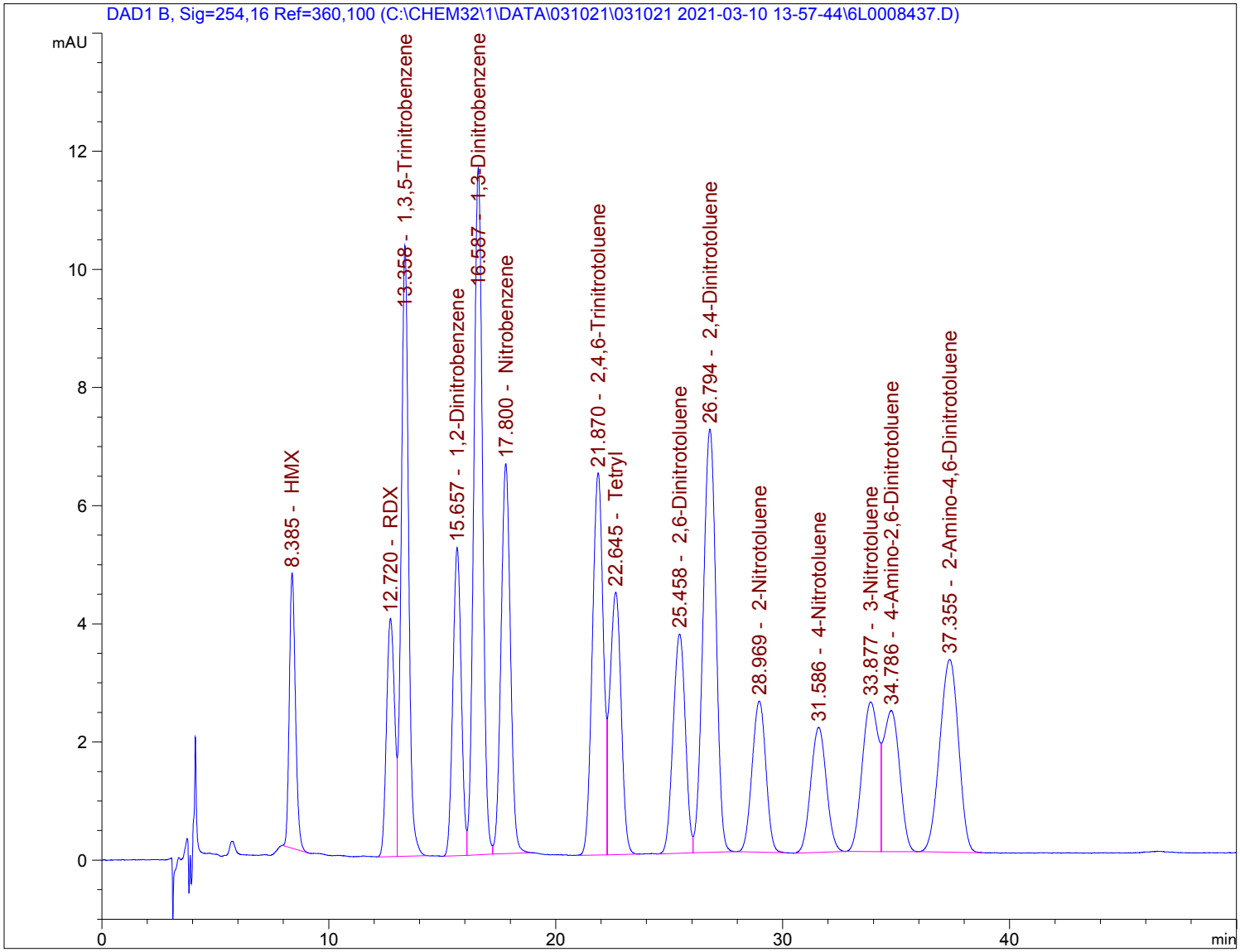

Data File C:\CHEM32\1\DATA\031021\031021 2021-03-10 13-57-44\6L0008437.D
Sample Name: S1C0199-CCV1

==========

Acq. Operator : JWR
Seq. Line : 1
Acq. Instrument : HPLC6
Location : 1
Injection Date : 3/10/2021 2:00:33 PM
Inj : 1
Inj Volume : 100.000 µl
Acq. Method : C:\Chem32\1\Data\031021\031021 2021-03-10 13-57-44\8330.M
Last changed : 3/10/2021 1:57:44 PM by JWR
Analysis Method : C:\CHEM32\1\METHODS\8330DATA.M
Last changed : 3/10/2021 3:37:13 PM by JWR
Method Info : OVD-SOP#HPLC02 : 8330 Calibration 23-MAY-2020

Sample Info : 1 (500ppb)

==========

==========

External Standard Report

==========

Sorted By : Signal
Calib. Data Modified : 3/10/2021 3:35:02 PM
Multiplier : 1.0000
Dilution : 1.0000
Do not use Multiplier & Dilution Factor with ISTDs

Signal 1: DAD1 B, Sig=254,16 Ref=360,100

RetTime [min]	Type	Area [mAU*s]	Amt/Area	Amount [ug/L]	Grp	Name
8.385	BBA	87.23782	5.81338	507.14705		HMX
12.720	BV	100.17839	4.97199	498.08597		RDX
13.358	VBA	233.30740	2.34605	547.35058		1,3,5-Trinitrobenzene
15.657	BV	133.83662	3.62118	484.64587		1,2-Dinitrobenzene
16.587	VV	310.23804	1.62978	505.62008		1,3-Dinitrobenzene
17.800	VB	189.52835	2.52495	478.54879		Nitrobenzene
21.870	VV	216.31079	2.39618	518.32003		2,4,6-Trinitrotoluene
22.645	VBA	152.91760	3.17030	484.79413		Tetryl
25.458	VV	139.75757	3.76740	526.52320		2,6-Dinitrotoluene
26.794	VB	283.84271	1.83295	520.27085		2,4-Dinitrotoluene
28.969	BBA	107.90281	4.55510	491.50803		2-Nitrotoluene
31.586	BV	101.42089	5.41730	549.42778		4-Nitrotoluene
33.877	VV	126.59909	3.99053	505.19758		3-Nitrotoluene
34.786	VV	118.61829	4.20234	498.47460		4-Amino-2,6-Dinitrotoluene
37.355	VBA	188.21797	2.76098	519.66683		2-Amino-4,6-Dinitrotoluene

Totals : 7635.58137

==========

*** End of Report ***

Data File C:\CHEM32\1\DATA\031021\031021 2021-03-10 13-57-44\6L0008442.D
Sample Name: S1C0199-CCV2

==========

Acq. Operator	: JWR	Seq. Line :	6
Acq. Instrument	: HPLC6	Location :	1
Injection Date	: 3/10/2021 9:55:39 PM	Inj :	1
		Inj Volume :	100.000 µl

Acq. Method : C:\Chem32\1\Data\031021\031021 2021-03-10 13-57-44\8330.M
Last changed : 3/10/2021 1:57:44 PM by JWR
Analysis Method : C:\CHEM32\1\METHODS\8330DATA.M
Last changed : 3/11/2021 9:45:11 AM by JWR
Method Info : OVD-SOP#HPLC02 : 8330 Calibration 23-MAY-2020

Sample Info : 1 (500ppb)

==========

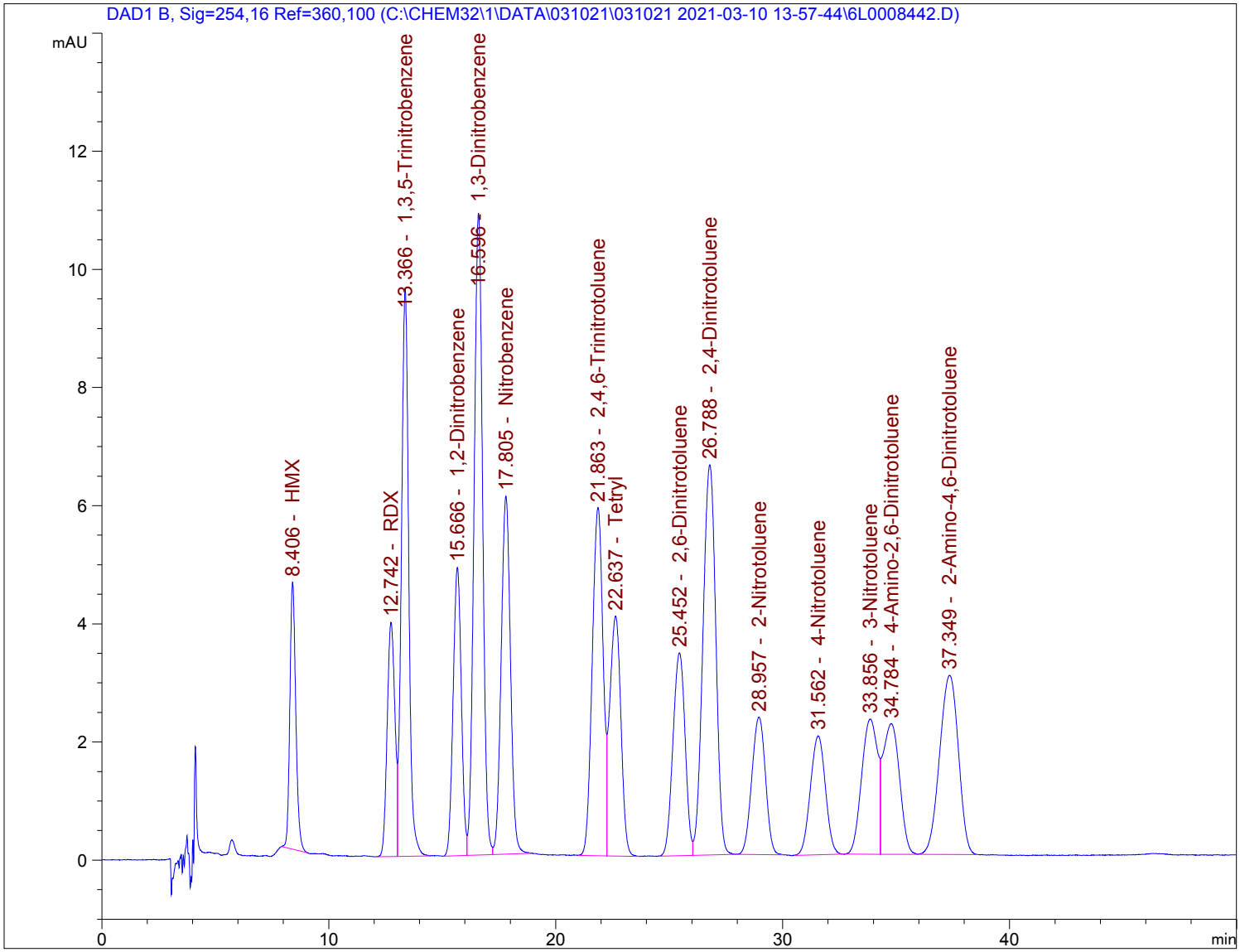

Data File C:\CHEM32\1\DATA\031021\031021 2021-03-10 13-57-44\6L0008442.D
Sample Name: S1C0199-CCV2

==========

Acq. Operator : JWR
Seq. Line : 6
Acq. Instrument : HPLC6
Location : 1
Injection Date : 3/10/2021 9:55:39 PM
Inj : 1
Inj Volume : 100.000 µl
Acq. Method : C:\Chem32\1\Data\031021\031021 2021-03-10 13-57-44\8330.M
Last changed : 3/10/2021 1:57:44 PM by JWR
Analysis Method : C:\CHEM32\1\METHODS\8330DATA.M
Last changed : 3/11/2021 9:45:11 AM by JWR
Method Info : OVD-SOP#HPLC02 : 8330 Calibration 23-MAY-2020

Sample Info : 1 (500ppb)

==========

==========

External Standard Report

==========

Sorted By : Signal
Calib. Data Modified : 3/10/2021 3:35:02 PM
Multiplier : 1.0000
Dilution : 1.0000
Do not use Multiplier & Dilution Factor with ISTDs

Signal 1: DAD1 B, Sig=254,16 Ref=360,100

RetTime [min]	Type	Area [mAU*s]	Amt/Area	Amount [ug/L]	Grp	Name
8.406	BBA	81.93137	5.81232	476.21096		HMX
12.742	VV	93.94024	4.97073	466.95203		RDX
13.366	VV	215.58618	2.34598	505.76194		1,3,5-Trinitrobenzene
15.666	BV	123.12643	3.62095	445.83417		1,2-Dinitrobenzene
16.596	VV	285.77313	1.62979	465.75142		1,3-Dinitrobenzene
17.805	VB	172.28934	2.52523	435.07084		Nitrobenzene
21.863	BV	195.99860	2.39582	469.57724		2,4,6-Trinitrotoluene
22.637	VB	138.60452	3.17121	439.54414		Tetryl
25.452	BV	128.40157	3.76721	483.71620		2,6-Dinitrotoluene
26.788	VV	261.20065	1.83279	478.72604		2,4-Dinitrotoluene
28.957	VBA	97.71446	4.55444	445.03444		2-Nitrotoluene
31.562	VV	92.92620	5.41745	503.42338		4-Nitrotoluene
33.856	VV	113.03197	3.99001	450.99879		3-Nitrotoluene
34.784	VV	112.25141	4.20242	471.72795		4-Amino-2,6-Dinitrotoluene
37.349	VBA	174.69139	2.76087	482.30106		2-Amino-4,6-Dinitrotoluene

Totals : 7020.63060

==========

*** End of Report ***

Data File C:\CHEM32\1\DATA\031221\031221 2021-03-12 16-43-12\5L027804.D
Sample Name: S1C0250-CCV1

==========

Acq. Operator : JWR
Seq. Line : 1
Acq. Instrument : HPLC5
Location : Vial 1
Injection Date : 3/12/2021 4:46:10 PM
Inj : 1
Inj Volume : 100 µl
Acq. Method : C:\Chem32\1\DATA\031221\031221 2021-03-12 16-43-12\8330PLUS-PETN.M
Last changed : 3/12/2021 4:43:06 PM by JWR
Analysis Method : C:\CHEM32\1\METHODS\8330PLUS-PETNDA.M
Last changed : 3/12/2021 5:19:57 PM by JWR
Method Info : OVD-SOP#HPLC02: 8330PLUS-PETN Calibration 02/16/2021

Sample Info : 1 (500ppb "OC")

==========

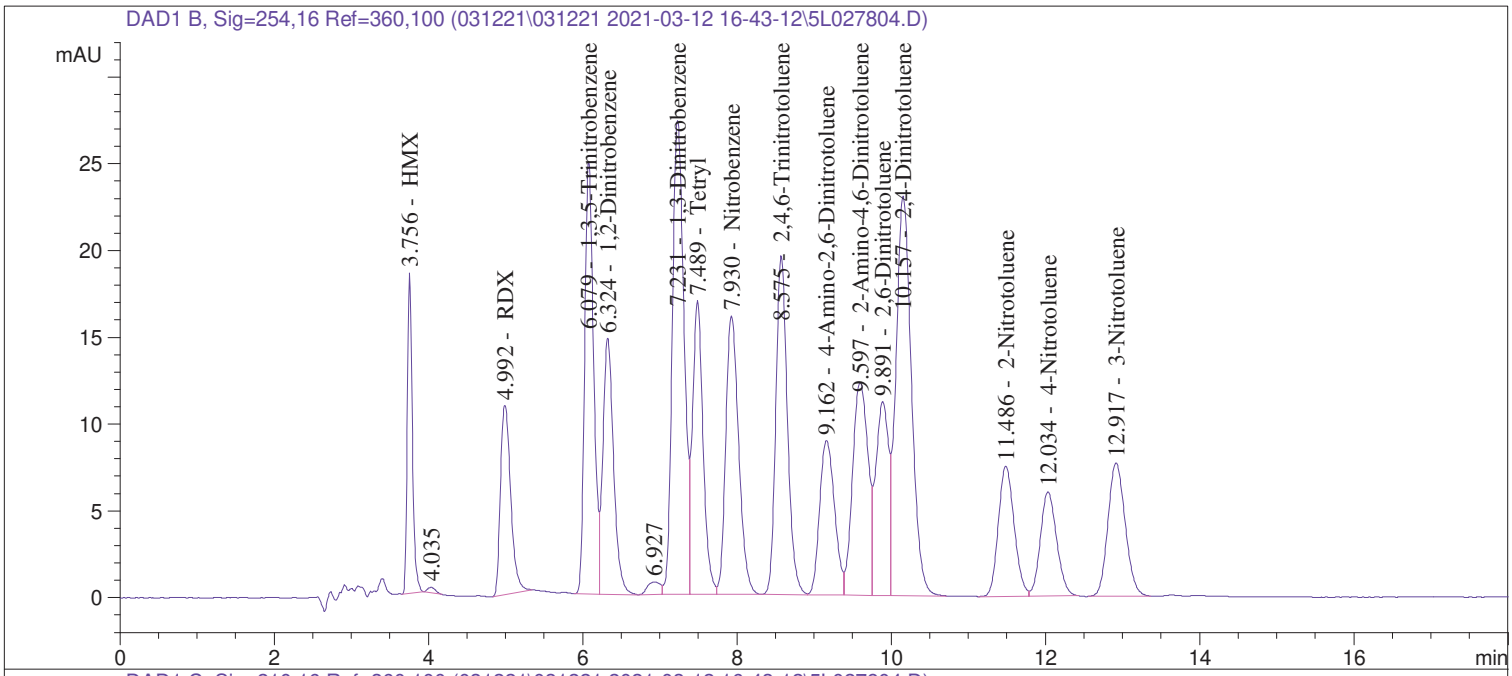

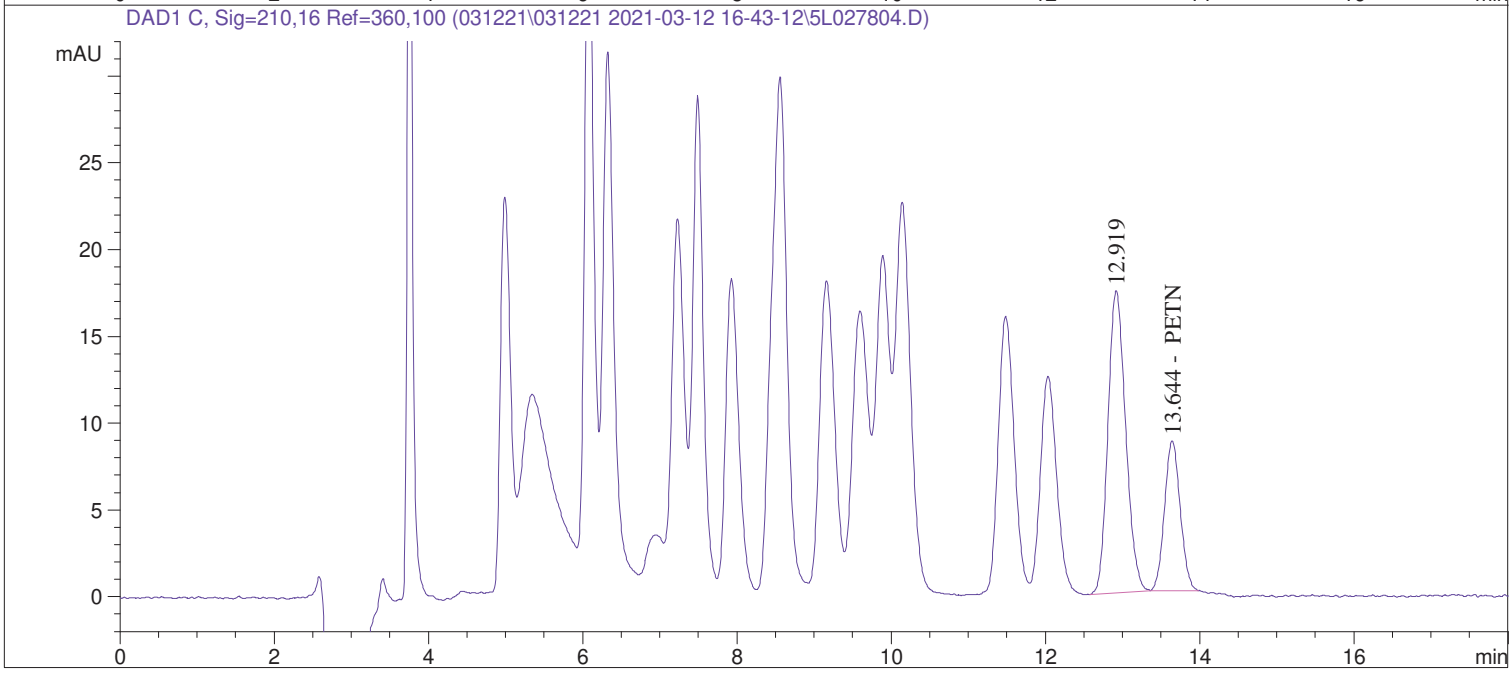

Data File C:\CHEM32\1\DATA\031221\031221 2021-03-12 16-43-12\5L027804.D
Sample Name: S1C0250-CCV1

==========

Acq. Operator : JWR
Seq. Line : 1
Acq. Instrument : HPLC5
Location : Vial 1
Injection Date : 3/12/2021 4:46:10 PM
Inj : 1
Inj Volume : 100 µl
Acq. Method : C:\Chem32\1\DATA\031221\031221 2021-03-12 16-43-12\8330PLUS-PETN.M
Last changed : 3/12/2021 4:43:06 PM by JWR
Analysis Method : C:\CHEM32\1\METHODS\8330PLUS-PETNDA.M
Last changed : 3/12/2021 5:19:57 PM by JWR
Method Info : OVD-SOP#HPLC02: 8330PLUS-PETN Calibration 02/16/2021

Sample Info : 1 (500ppb "OC")

==========

==========

External Standard Report

==========

Sorted By : Signal
Calib. Data Modified : 3/9/2021 5:36:24 PM
Multiplier : 1.0000
Dilution : 1.0000
Use Multiplier & Dilution Factor with ISTDs

Signal 1: DAD1 B, Sig=254,16 Ref=360,100

RetTime [min]	Type	Area [mAU*s]	Amt/Area	Amount [ug/L]	Grp	Name
3.756	VV	83.09657	6.23200	517.85745		HMX
4.992	BBA	100.60263	5.19032	522.15979		RDX
6.079	VV	201.01631	2.64756	532.20221		1,3,5-Trinitrobenzene
6.324	VBA	143.41505	3.60175	516.54512		1,2-Dinitrobenzene
7.231	VV	288.65063	1.78231	514.46520		1,3-Dinitrobenzene
7.489	VV	163.23689	3.19546	521.61720		Tetryl
7.930	VV	188.33334	2.63646	496.53366		Nitrobenzene
8.575	VV	203.18471	2.55930	520.01051		2,4,6-Trinitrotoluene
9.162	VV	120.39449	4.40782	530.67734		4-Amino-2,6-Dinitrotoluene
9.597	VV	173.84763	3.07522	534.62043		2-Amino-4,6-Dinitrotoluene
9.891	VV	128.65237	3.84677	494.89673		2,6-Dinitrotoluene
10.157	VBA	323.56927	1.81470	587.18082		2,4-Dinitrotoluene
11.486	VV	107.36976	4.59460	493.32156		2-Nitrotoluene
12.034	VBA	88.30949	5.46736	482.81964		4-Nitrotoluene
12.917	BBA	120.00700	4.07146	488.60312		3-Nitrotoluene

Totals : 7753.51079

Data File C:\CHEM32\1\DATA\031221\031221 2021-03-12 16-43-12\5L027804.D
Sample Name: S1C0250-CCV1

==========

Acq. Operator : JWR
Seq. Line : 1
Acq. Instrument : HPLC5
Location : Vial 1
Injection Date : 3/12/2021 4:46:10 PM
Inj : 1
Inj Volume : 100 µl
Acq. Method : C:\Chem32\1\DATA\031221\031221 2021-03-12 16-43-12\8330PLUS-PETN.M
Last changed : 3/12/2021 4:43:06 PM by JWR
Analysis Method : C:\CHEM32\1\METHODS\8330PLUS-PETNDA.M
Last changed : 3/12/2021 5:19:57 PM by JWR
Method Info : OVD-SOP#HPLC02: 8330PLUS-PETN Calibration 02/16/2021

Sample Info : 1 (500ppb "OC")

==========

Signal 2: DAD1 C, Sig=210,16 Ref=360,100

RetTime [min]	Type	Area [mAU*s]	Amt/Area	Amount [ug/L]	Grp	Name
13.644	VBA	122.17181	4.06829	497.03024		PETN

Totals : 497.03024

1 Warnings or Errors :

Warning : Calibration warnings (see calibration table listing)

==========

*** End of Report ***

Data File C:\CHEM32\1\DATA\031221\031221 2021-03-12 16-43-12\5L027815.D
Sample Name: S1C0250-CCV2

==========

Acq. Operator : JWR
Seq. Line : 12
Acq. Instrument : HPLC5
Location : Vial 1
Injection Date : 3/12/2021 9:14:46 PM
Inj : 1
Inj Volume : 100 µl
Acq. Method : C:\Chem32\1\DATA\031221\031221 2021-03-12 16-43-12\8330PLUS-PETN.M
Last changed : 3/12/2021 4:43:06 PM by JWR
Analysis Method : C:\CHEM32\1\METHODS\8330PLUS-PETNDA.M
Last changed : 3/15/2021 10:14:52 AM by JWR
Method Info : OVD-SOP#HPLC02: 8330PLUS-PETN Calibration 02/16/2021

Sample Info : 1 (500ppb "OC")

==========

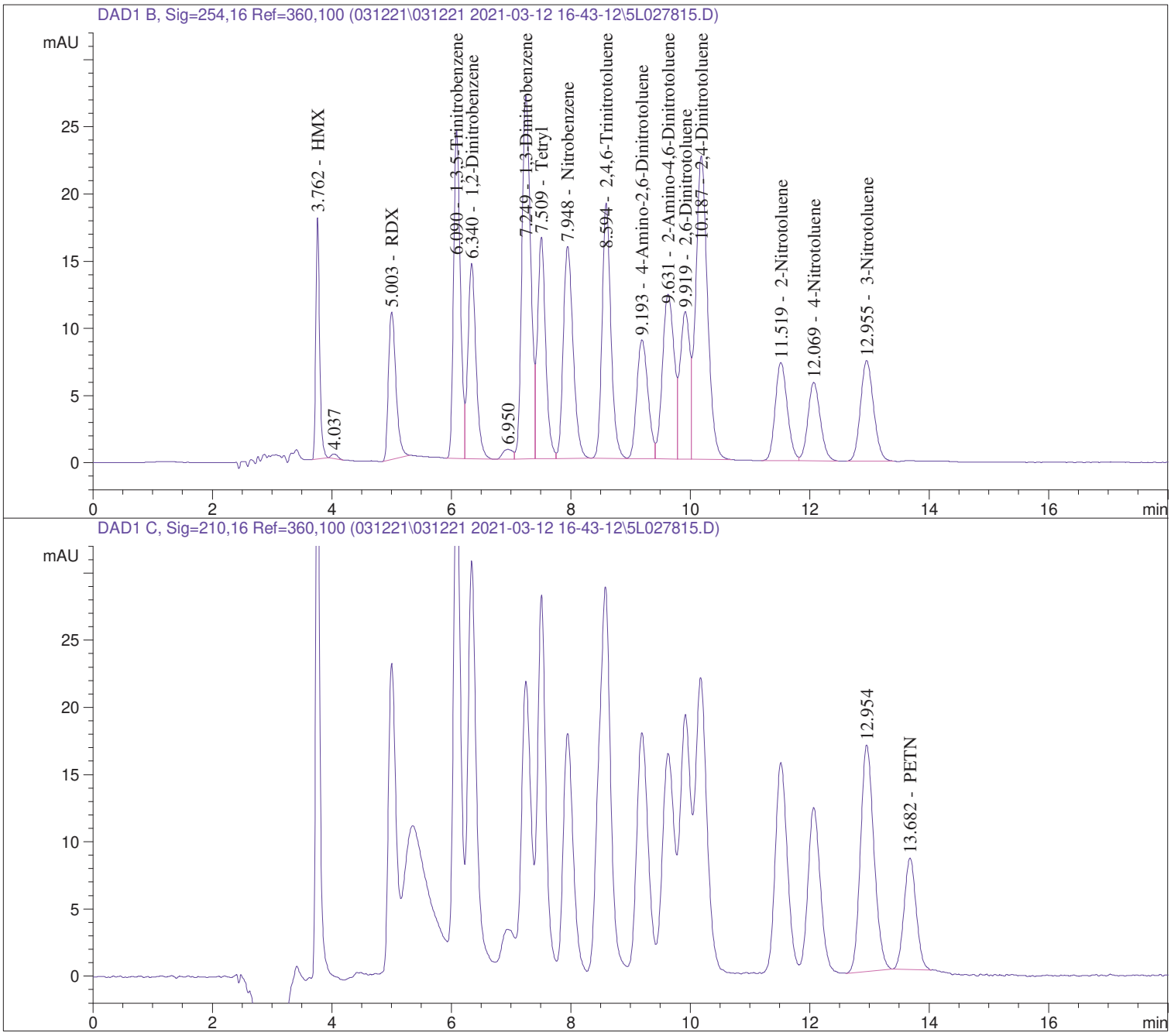

Data File C:\CHEM32\1\DATA\031221\031221 2021-03-12 16-43-12\5L027815.D
Sample Name: S1C0250-CCV2

==========

Acq. Operator : JWR
Seq. Line : 12
Acq. Instrument : HPLC5
Location : Vial 1
Injection Date : 3/12/2021 9:14:46 PM
Inj : 1
Inj Volume : 100 µl
Acq. Method : C:\Chem32\1\DATA\031221\031221 2021-03-12 16-43-12\8330PLUS-PETN.M
Last changed : 3/12/2021 4:43:06 PM by JWR
Analysis Method : C:\CHEM32\1\METHODS\8330PLUS-PETNDA.M
Last changed : 3/15/2021 10:14:52 AM by JWR
Method Info : OVD-SOP#HPLC02: 8330PLUS-PETN Calibration 02/16/2021

Sample Info : 1 (500ppb "OC")

==========

==========

External Standard Report

==========

Sorted By : Signal
Calib. Data Modified : 3/12/2021 7:56:53 PM
Multiplier : 1.0000
Dilution : 1.0000
Use Multiplier & Dilution Factor with ISTDs

Signal 1: DAD1 B, Sig=254,16 Ref=360,100

RetTime [min]	Type	Area [mAU*s]	Amt/Area	Amount [ug/L]	Grp	Name
3.762	BV	79.68114	6.23090	496.48519		HMX
5.003	BBA	96.03965	5.19429	498.85752		RDX
6.090	VV	193.20923	2.64752	511.52604		1,3,5-Trinitrobenzene
6.340	VBA	136.72643	3.60176	492.45535		1,2-Dinitrobenzene
7.249	VV	277.65994	1.78225	494.85876		1,3-Dinitrobenzene
7.509	VV	155.94141	3.19541	498.29684		Tetryl
7.948	VV	180.02740	2.63642	474.62770		Nitrobenzene
8.594	VV	193.95250	2.55912	496.34684		2,4,6-Trinitrotoluene
9.193	VV	115.75539	4.40759	510.20237		4-Amino-2,6-Dinitrotoluene
9.631	VV	167.72162	3.07521	515.77895		2-Amino-4,6-Dinitrotoluene
9.919	VV	125.29301	3.84646	481.93414		2,6-Dinitrotoluene
10.187	VBA	308.48807	1.81459	559.77785		2,4-Dinitrotoluene
11.519	BV	102.87820	4.59435	472.65808		2-Nitrotoluene
12.069	VBA	84.86426	5.46728	463.97705		4-Nitrotoluene
12.955	BBA	114.21063	4.07140	464.99663		3-Nitrotoluene

Totals : 7432.77931

Data File C:\CHEM32\1\DATA\031221\031221 2021-03-12 16-43-12\5L027815.D
Sample Name: S1C0250-CCV2

==========

Acq. Operator : JWR
Seq. Line : 12
Acq. Instrument : HPLC5
Location : Vial 1
Injection Date : 3/12/2021 9:14:46 PM
Inj : 1
Inj Volume : 100 µl
Acq. Method : C:\Chem32\1\DATA\031221\031221 2021-03-12 16-43-12\8330PLUS-PETN.M
Last changed : 3/12/2021 4:43:06 PM by JWR
Analysis Method : C:\CHEM32\1\METHODS\8330PLUS-PETNDA.M
Last changed : 3/15/2021 10:14:52 AM by JWR
Method Info : OVD-SOP#HPLC02: 8330PLUS-PETN Calibration 02/16/2021

Sample Info : 1 (500ppb "OC")

==========

Signal 2: DAD1 C, Sig=210,16 Ref=360,100

RetTime [min]	Type	Area [mAU*s]	Amt/Area	Amount [ug/L]	Grp	Name
13.682	VBA	117.25938	4.06814	477.02760		PETN

Totals : 477.02760

1 Warnings or Errors :

Warning : Calibration warnings (see calibration table listing)

==========

*** End of Report ***

Data File C:\CHEM32\1\DATA\031221\031221 2021-03-12 16-43-12\5L027826.D
Sample Name: S1C0250-CCV3

==========

Acq. Operator : JWR
Seq. Line : 23
Acq. Instrument : HPLC5
Location : Vial 1
Injection Date : 3/13/2021 1:29:48 AM
Inj : 1
Inj Volume : 100 µl
Acq. Method : C:\Chem32\1\DATA\031221\031221 2021-03-12 16-43-12\8330PLUS-PETN.M
Last changed : 3/12/2021 4:43:06 PM by JWR
Analysis Method : C:\CHEM32\1\METHODS\8330PLUS-PETNDA.M
Last changed : 3/15/2021 10:29:59 AM by JWR
Method Info : OVD-SOP#HPLC02: 8330PLUS-PETN Calibration 02/16/2021

Sample Info : 1 (500ppb "OC")

==========

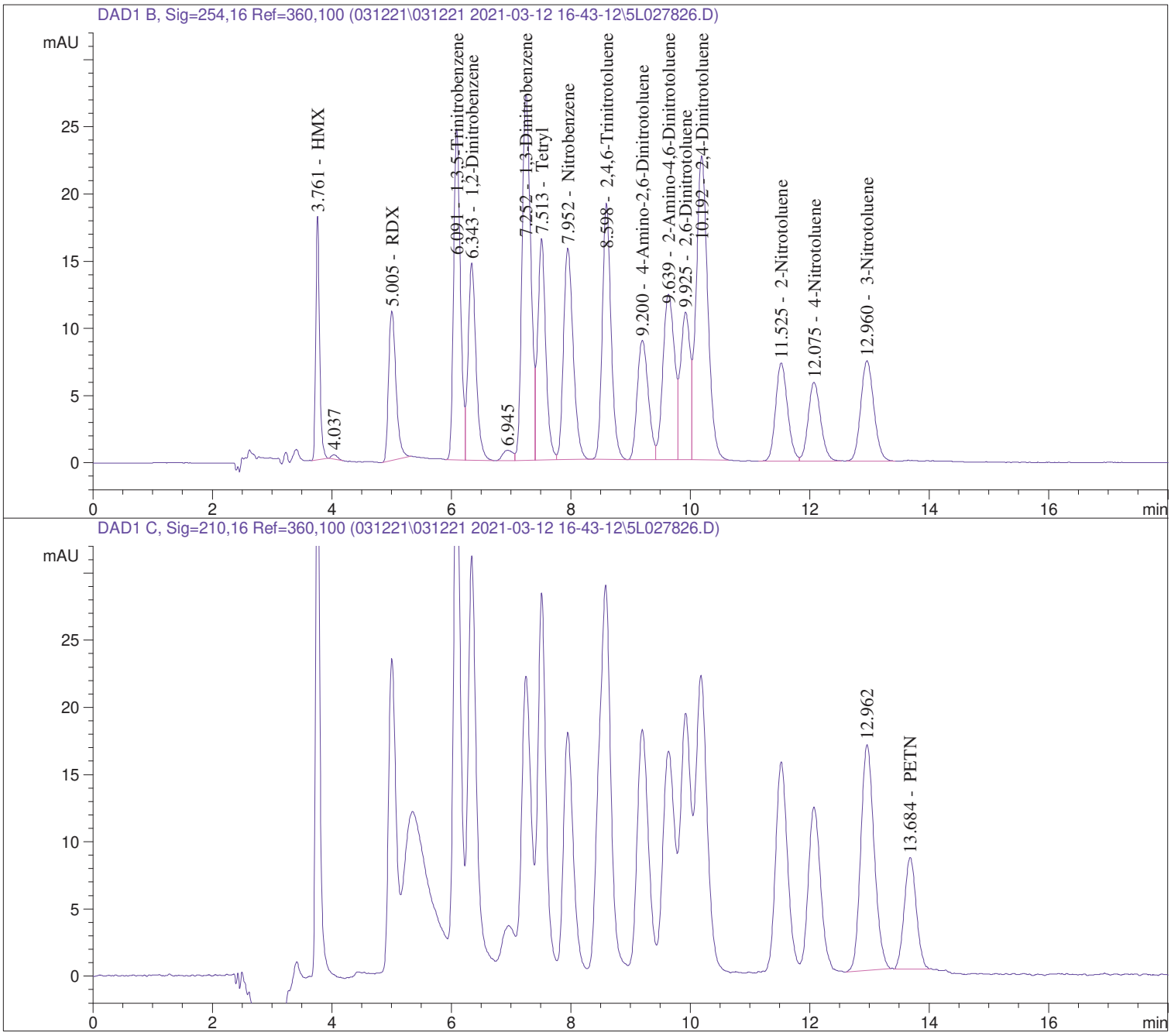

Data File C:\CHEM32\1\DATA\031221\031221 2021-03-12 16-43-12\5L027826.D
Sample Name: S1C0250-CCV3

==========

Acq. Operator : JWR Seq. Line : 23
Acq. Instrument : HPLC5 Location : Vial 1
Injection Date : 3/13/2021 1:29:48 AM Inj : 1
Inj Volume : 100 µl
Acq. Method : C:\Chem32\1\DATA\031221\031221 2021-03-12 16-43-12\8330PLUS-PETN.M
Last changed : 3/12/2021 4:43:06 PM by JWR
Analysis Method : C:\CHEM32\1\METHODS\8330PLUS-PETNDA.M
Last changed : 3/15/2021 10:29:59 AM by JWR
Method Info : OVD-SOP#HPLC02: 8330PLUS-PETN Calibration 02/16/2021

Sample Info : 1 (500ppb "OC")

==========

==========

External Standard Report

==========

Sorted By : Signal
Calib. Data Modified : 3/12/2021 7:56:53 PM
Multiplier : 1.0000
Dilution : 1.0000
Use Multiplier & Dilution Factor with ISTDs

Signal 1: DAD1 B, Sig=254,16 Ref=360,100

RetTime [min]	Type	Area [mAU*s]	Amt/Area	Amount [ug/L]	Grp	Name
3.761	BV	79.85475	6.23096	497.57155		HMX
5.005	BBA	96.36526	5.19399	500.52038		RDX
6.091	VV	193.41046	2.64752	512.05898		1,3,5-Trinitrobenzene
6.343	VBA	136.36531	3.60176	491.15476		1,2-Dinitrobenzene
7.252	VV	277.51602	1.78225	494.60202		1,3-Dinitrobenzene
7.513	VV	154.90788	3.19540	494.99313		Tetryl
7.952	VV	177.67708	2.63641	468.42899		Nitrobenzene
8.598	VV	193.40506	2.55910	494.94366		2,4,6-Trinitrotoluene
9.200	VV	115.00410	4.40755	506.88647		4-Amino-2,6-Dinitrotoluene
9.639	VV	166.71162	3.07521	512.67255		2-Amino-4,6-Dinitrotoluene
9.925	VV	124.68260	3.84640	479.57877		2,6-Dinitrotoluene
10.192	VBA	305.91562	1.81456	555.10364		2,4-Dinitrotoluene
11.525	VV	102.05843	4.59430	468.88667		2-Nitrotoluene
12.075	VBA	84.55199	5.46728	462.26922		4-Nitrotoluene
12.960	BBA	113.72902	4.07139	463.03520		3-Nitrotoluene

Totals : 7402.70599

Data File C:\CHEM32\1\DATA\031221\031221 2021-03-12 16-43-12\5L027826.D
Sample Name: S1C0250-CCV3

==========

Acq. Operator : JWR Seq. Line : 23
Acq. Instrument : HPLC5 Location : Vial 1
Injection Date : 3/13/2021 1:29:48 AM Inj : 1
Inj Volume : 100 µl
Acq. Method : C:\Chem32\1\DATA\031221\031221 2021-03-12 16-43-12\8330PLUS-PETN.M
Last changed : 3/12/2021 4:43:06 PM by JWR
Analysis Method : C:\CHEM32\1\METHODS\8330PLUS-PETNDA.M
Last changed : 3/15/2021 10:29:59 AM by JWR
Method Info : OVD-SOP#HPLC02: 8330PLUS-PETN Calibration 02/16/2021

Sample Info : 1 (500ppb "OC")

==========

Signal 2: DAD1 C, Sig=210,16 Ref=360,100

RetTime [min]	Type	Area [mAU*s]	Amt/Area	Amount [ug/L]	Grp	Name
13.684	BBA	115.67336	4.06809	470.56958		PETN

Totals : 470.56958

1 Warnings or Errors :

Warning : Calibration warnings (see calibration table listing)

==========

*** End of Report ***

Data File C:\CHEM32\1\DATA\031221\031221 2021-03-12 16-43-12\5L027835.D
Sample Name: S1C0250-CCV4

==========

Acq. Operator : JWR
Seq. Line : 32
Acq. Instrument : HPLC5
Location : Vial 1
Injection Date : 3/13/2021 4:58:25 AM
Inj : 1
Inj Volume : 100 µl
Acq. Method : C:\Chem32\1\DATA\031221\031221 2021-03-12 16-43-12\8330PLUS-PETN.M
Last changed : 3/12/2021 4:43:06 PM by JWR
Analysis Method : C:\CHEM32\1\METHODS\8330PLUS-PETNDA.M
Last changed : 3/15/2021 11:50:39 AM by JWR
Method Info : OVD-SOP#HPLC02: 8330PLUS-PETN Calibration 02/16/2021

Sample Info : 1 (500ppb "OC")

==========

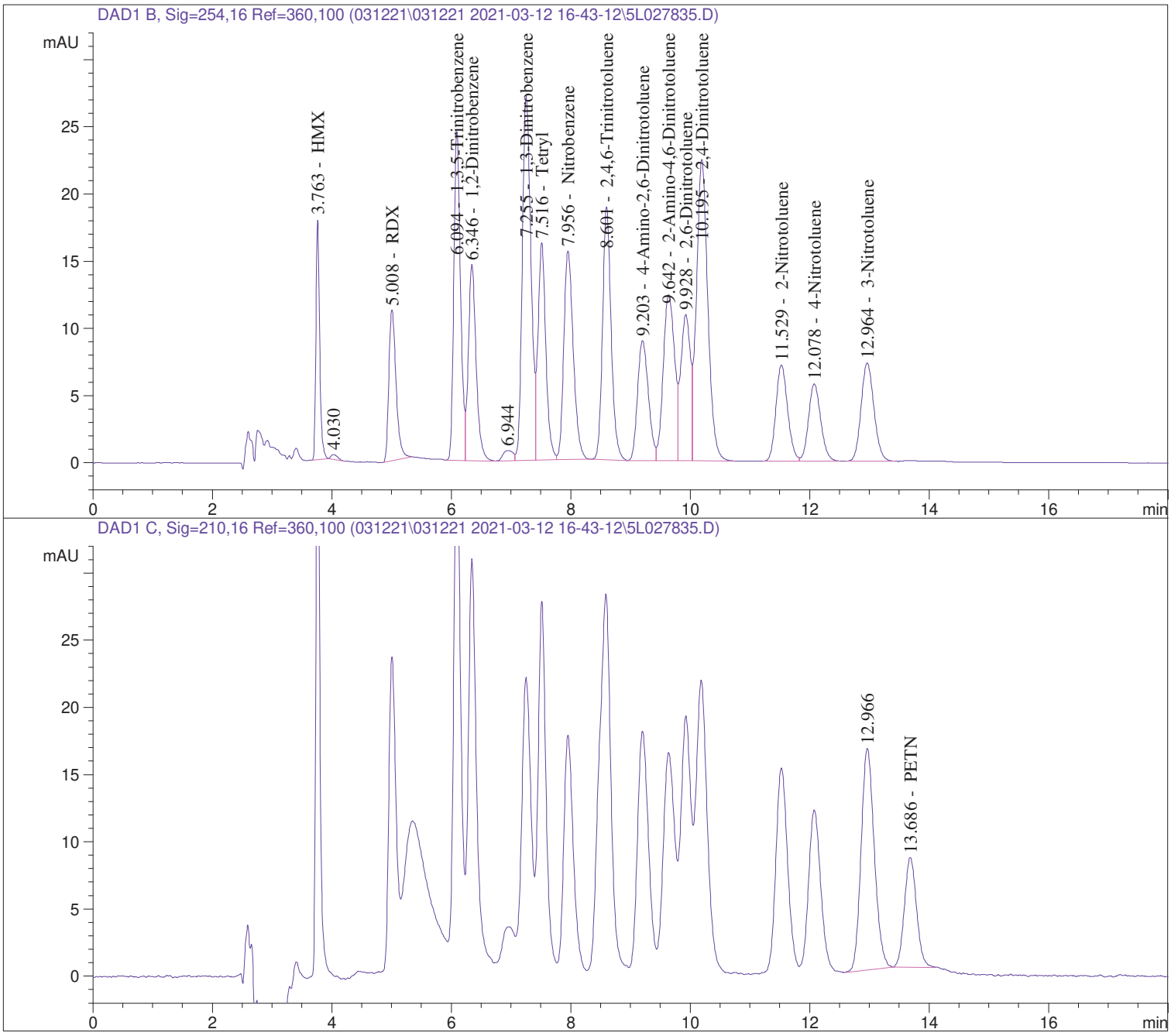

Data File C:\CHEM32\1\DATA\031221\031221 2021-03-12 16-43-12\5L027835.D
Sample Name: S1C0250-CCV4

==========

Acq. Operator : JWR Seq. Line : 32
Acq. Instrument : HPLC5 Location : Vial 1
Injection Date : 3/13/2021 4:58:25 AM Inj : 1
Inj Volume : 100 µl
Acq. Method : C:\Chem32\1\DATA\031221\031221 2021-03-12 16-43-12\8330PLUS-PETN.M
Last changed : 3/12/2021 4:43:06 PM by JWR
Analysis Method : C:\CHEM32\1\METHODS\8330PLUS-PETNDA.M
Last changed : 3/15/2021 11:50:39 AM by JWR
Method Info : OVD-SOP#HPLC02: 8330PLUS-PETN Calibration 02/16/2021

Sample Info : 1 (500ppb "OC")

==========

==========

External Standard Report

==========

Sorted By : Signal
Calib. Data Modified : 3/12/2021 7:56:53 PM
Multiplier : 1.0000
Dilution : 1.0000
Use Multiplier & Dilution Factor with ISTDs

Signal 1: DAD1 B, Sig=254,16 Ref=360,100

RetTime [min]	Type	Area [mAU*s]	Amt/Area	Amount [ug/L]	Grp	Name
3.763	BV	77.88585	6.23028	485.25099		HMX
5.008	BBA	94.68355	5.19554	491.93217		RDX
6.094	VV	188.68198	2.64750	499.53612		1,3,5-Trinitrobenzene
6.346	VV	132.95184	3.60176	478.86082		1,2-Dinitrobenzene
7.255	VV	270.45172	1.78220	481.99992		1,3-Dinitrobenzene
7.516	VV	149.51030	3.19536	477.73951		Tetryl
7.956	VV	172.05087	2.63637	453.59053		Nitrobenzene
8.601	VV	188.15839	2.55899	481.49557		2,4,6-Trinitrotoluene
9.203	VV	112.72590	4.40743	496.83148		4-Amino-2,6-Dinitrotoluene
9.642	VV	163.67470	3.07520	503.33201		2-Amino-4,6-Dinitrotoluene
9.928	VV	122.29311	3.84616	470.35857		2,6-Dinitrotoluene
10.195	VBA	298.50134	1.81450	541.63170		2,4-Dinitrotoluene
11.529	BV	98.41511	4.59407	452.12551		2-Nitrotoluene
12.078	VBA	81.68651	5.46721	446.59738		4-Nitrotoluene
12.964	BBA	109.74622	4.07135	446.81471		3-Nitrotoluene

Totals : 7208.09698

Data File C:\CHEM32\1\DATA\031221\031221 2021-03-12 16-43-12\5L027835.D
Sample Name: S1C0250-CCV4

==========

Acq. Operator : JWR
Seq. Line : 32
Acq. Instrument : HPLC5
Location : Vial 1
Injection Date : 3/13/2021 4:58:25 AM
Inj : 1
Inj Volume : 100 µl
Acq. Method : C:\Chem32\1\DATA\031221\031221 2021-03-12 16-43-12\8330PLUS-PETN.M
Last changed : 3/12/2021 4:43:06 PM by JWR
Analysis Method : C:\CHEM32\1\METHODS\8330PLUS-PETNDA.M
Last changed : 3/15/2021 11:50:39 AM by JWR
Method Info : OVD-SOP#HPLC02: 8330PLUS-PETN Calibration 02/16/2021

Sample Info : 1 (500ppb "OC")

==========

Signal 2: DAD1 C, Sig=210,16 Ref=360,100

RetTime [min]	Type	Area [mAU*s]	Amt/Area	Amount [ug/L]	Grp	Name
13.686	VBA	115.30634	4.06808	469.07517		PETN

Totals : 469.07517

1 Warnings or Errors :

Warning : Calibration warnings (see calibration table listing)

==========

*** End of Report ***

Data File C:\CHEM32\1\DATA\031221\031221 2021-03-12 16-43-12\5L027846.D
Sample Name: S1C0250-CCV5

==========

Acq. Operator : JWR
Seq. Line : 43
Acq. Instrument : HPLC5
Location : Vial 1
Injection Date : 3/13/2021 9:13:39 AM
Inj : 1
Inj Volume : 100 µl
Acq. Method : C:\Chem32\1\DATA\031221\031221 2021-03-12 16-43-12\8330PLUS-PETN.M
Last changed : 3/12/2021 4:43:06 PM by JWR
Analysis Method : C:\CHEM32\1\METHODS\8330PLUS-PETNDA.M
Last changed : 3/15/2021 12:18:12 PM by JWR
Method Info : OVD-SOP#HPLC02: 8330PLUS-PETN Calibration 02/16/2021

Sample Info : 1 (500ppb "OC")

==========

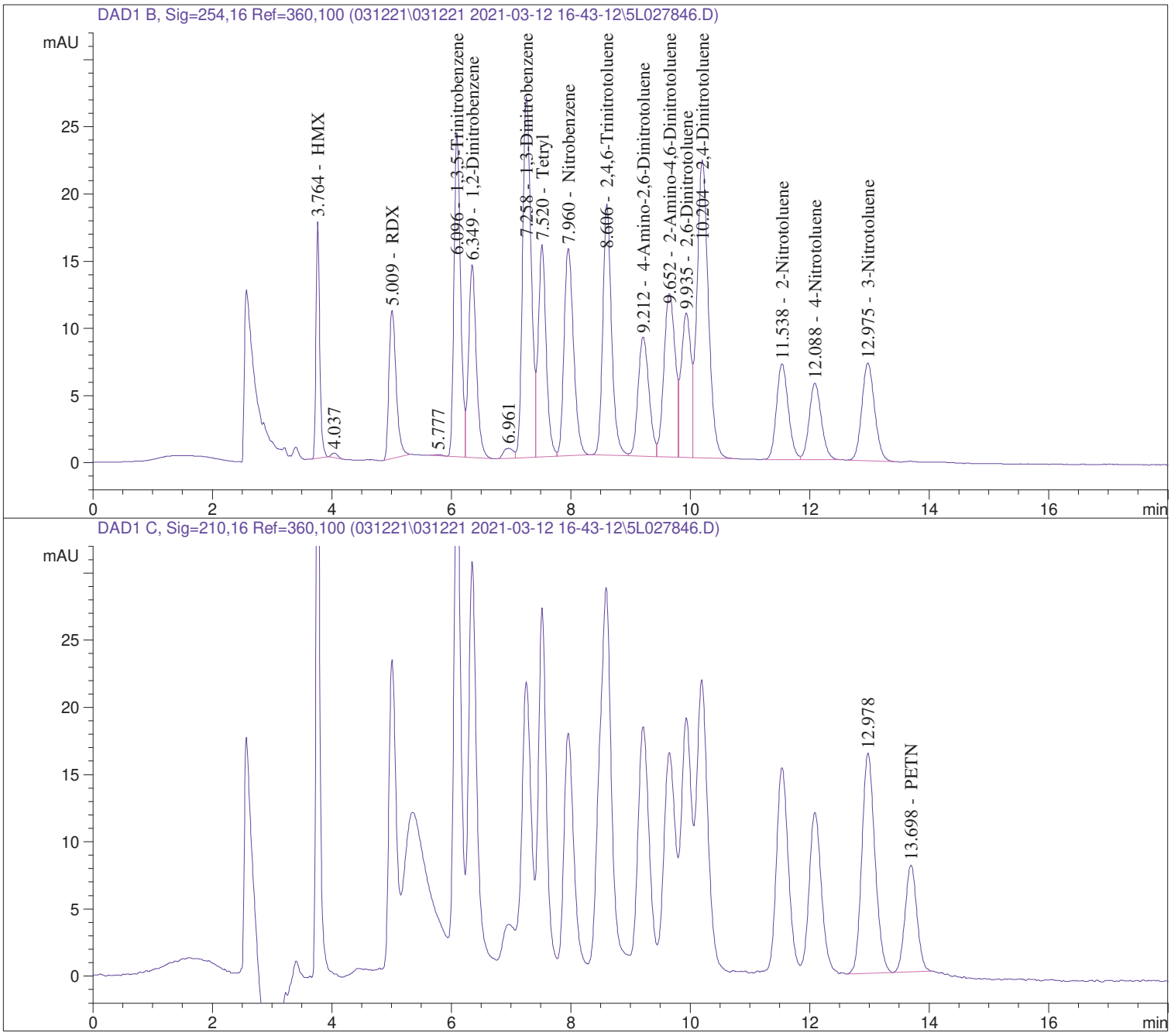

Data File C:\CHEM32\1\DATA\031221\031221 2021-03-12 16-43-12\5L027846.D
Sample Name: S1C0250-CCV5

==========

Acq. Operator : JWR Seq. Line : 43
Acq. Instrument : HPLC5 Location : Vial 1
Injection Date : 3/13/2021 9:13:39 AM Inj : 1
Inj Volume : 100 µl
Acq. Method : C:\Chem32\1\DATA\031221\031221 2021-03-12 16-43-12\8330PLUS-PETN.M
Last changed : 3/12/2021 4:43:06 PM by JWR
Analysis Method : C:\CHEM32\1\METHODS\8330PLUS-PETNDA.M
Last changed : 3/15/2021 12:18:12 PM by JWR
Method Info : OVD-SOP#HPLC02: 8330PLUS-PETN Calibration 02/16/2021

Sample Info : 1 (500ppb "OC")

==========

==========

External Standard Report

==========

Sorted By : Signal
Calib. Data Modified : 3/12/2021 7:56:53 PM
Multiplier : 1.0000
Dilution : 1.0000
Use Multiplier & Dilution Factor with ISTDs

Signal 1: DAD1 B, Sig=254,16 Ref=360,100

RetTime [min]	Type	Area [mAU*s]	Amt/Area	Amount [ug/L]	Grp	Name
3.764	VV	76.88779	6.22993	479.00558		HMX
5.009	BBA	92.49105	5.19764	480.73551		RDX
6.096	VV	185.75966	2.64749	491.79669		1,3,5-Trinitrobenzene
6.349	VBA	129.56471	3.60177	466.66173		1,2-Dinitrobenzene
7.258	VV	267.70401	1.78219	477.09824		1,3-Dinitrobenzene
7.520	VV	145.47137	3.19533	464.82889		Tetryl
7.960	VV	170.31079	2.63636	449.00126		Nitrobenzene
8.606	VV	190.15486	2.55903	486.61287		2,4,6-Trinitrotoluene
9.212	VV	113.20805	4.40746	498.95950		4-Amino-2,6-Dinitrotoluene
9.652	VV	160.72398	3.07519	494.25664		2-Amino-4,6-Dinitrotoluene
9.935	VV	120.61694	3.84598	463.89081		2,6-Dinitrotoluene
10.204	VBA	294.23163	1.81447	533.87351		2,4-Dinitrotoluene
11.538	VV	97.92473	4.59403	449.86951		2-Nitrotoluene
12.088	VBA	81.06300	5.46720	443.18729		4-Nitrotoluene
12.975	BBA	108.74080	4.07133	442.72002		3-Nitrotoluene

Totals : 7122.49804

Data File C:\CHEM32\1\DATA\031221\031221 2021-03-12 16-43-12\5L027846.D
Sample Name: S1C0250-CCV5

==========

Acq. Operator : JWR Seq. Line : 43
Acq. Instrument : HPLC5 Location : Vial 1
Injection Date : 3/13/2021 9:13:39 AM Inj : 1
Inj Volume : 100 µl
Acq. Method : C:\Chem32\1\DATA\031221\031221 2021-03-12 16-43-12\8330PLUS-PETN.M
Last changed : 3/12/2021 4:43:06 PM by JWR
Analysis Method : C:\CHEM32\1\METHODS\8330PLUS-PETNDA.M
Last changed : 3/15/2021 12:18:12 PM by JWR
Method Info : OVD-SOP#HPLC02: 8330PLUS-PETN Calibration 02/16/2021

Sample Info : 1 (500ppb "OC")

==========

Signal 2: DAD1 C, Sig=210,16 Ref=360,100

RetTime [min]	Type	Area [mAU*s]	Amt/Area	Amount [ug/L]	Grp	Name
13.698	VBA	110.19394	4.06790	448.25830		PETN

Totals : 448.25830

1 Warnings or Errors :

Warning : Calibration warnings (see calibration table listing)

==========

*** End of Report ***

Data File C:\CHEM32\1\DATA\031221\031221 2021-03-12 16-43-12\5L027857.D
Sample Name: S1C0250-CCV6

==========

Acq. Operator : JWR
Seq. Line : 54
Acq. Instrument : HPLC5
Location : Vial 1
Injection Date : 3/13/2021 1:28:51 PM
Inj : 1
Inj Volume : 100 µl
Acq. Method : C:\Chem32\1\DATA\031221\031221 2021-03-12 16-43-12\8330PLUS-PETN.M
Last changed : 3/12/2021 4:43:06 PM by JWR
Analysis Method : C:\CHEM32\1\METHODS\8330PLUS-PETNDA.M
Last changed : 3/15/2021 12:21:39 PM by JWR
Method Info : OVD-SOP#HPLC02: 8330PLUS-PETN Calibration 02/16/2021

Sample Info : 1 (500ppb "OC")

==========

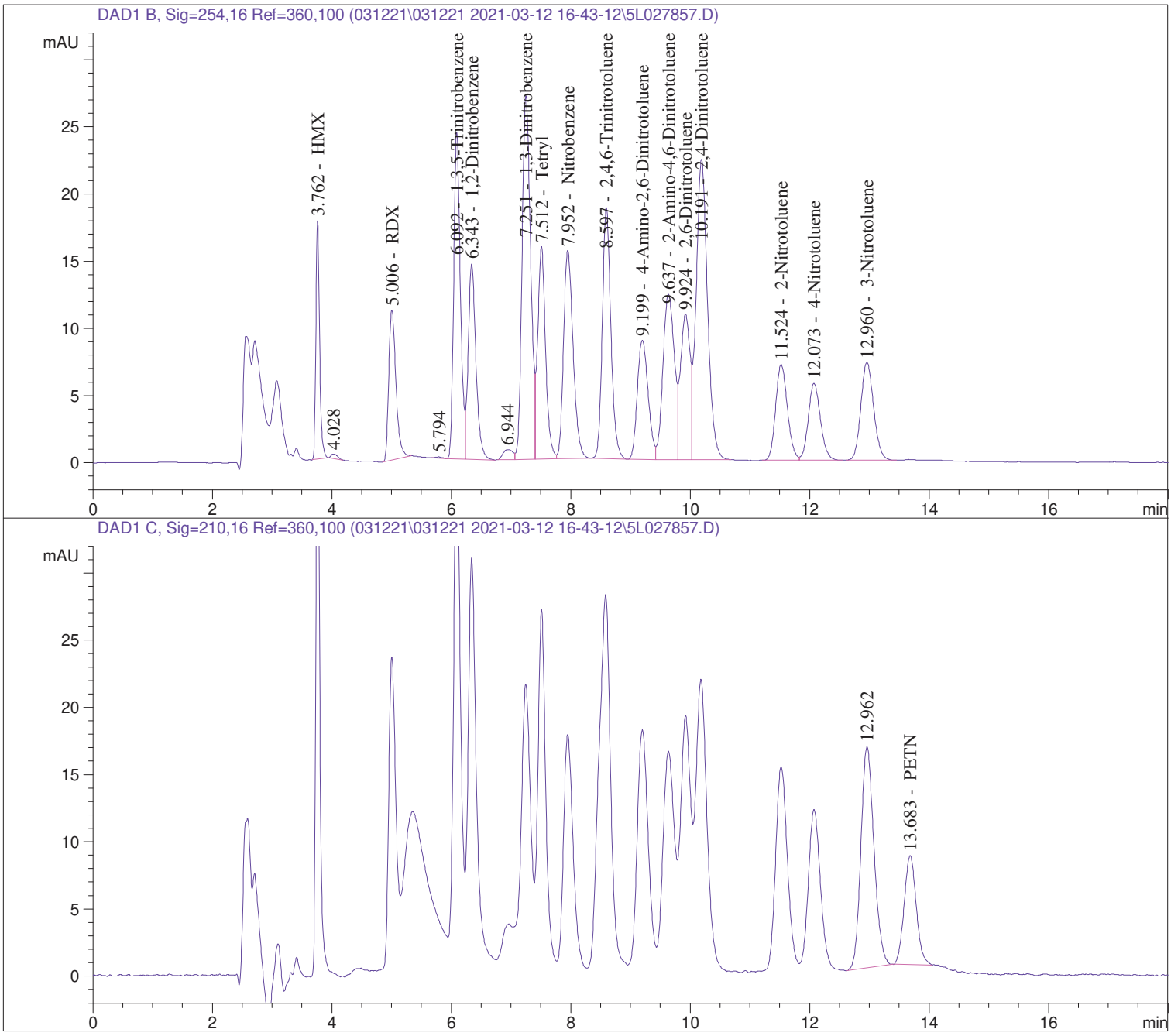

Data File C:\CHEM32\1\DATA\031221\031221 2021-03-12 16-43-12\5L027857.D
Sample Name: S1C0250-CCV6

==========

Acq. Operator : JWR Seq. Line : 54
Acq. Instrument : HPLC5 Location : Vial 1
Injection Date : 3/13/2021 1:28:51 PM Inj : 1
Inj Volume : 100 µl
Acq. Method : C:\Chem32\1\DATA\031221\031221 2021-03-12 16-43-12\8330PLUS-PETN.M
Last changed : 3/12/2021 4:43:06 PM by JWR
Analysis Method : C:\CHEM32\1\METHODS\8330PLUS-PETNDA.M
Last changed : 3/15/2021 12:21:39 PM by JWR
Method Info : OVD-SOP#HPLC02: 8330PLUS-PETN Calibration 02/16/2021

Sample Info : 1 (500ppb "OC")

==========

==========

External Standard Report

==========

Sorted By : Signal
Calib. Data Modified : 3/12/2021 7:56:53 PM
Multiplier : 1.0000
Dilution : 1.0000
Use Multiplier & Dilution Factor with ISTDs

Signal 1: DAD1 B, Sig=254,16 Ref=360,100

RetTime [min]	Type	Area [mAU*s]	Amt/Area	Amount [ug/L]	Grp	Name
3.762	BV	77.19367	6.23004	480.91964		HMX
5.006	BBA	93.51632	5.19665	485.97136		RDX
6.092	VV	186.99361	2.64750	495.06466		1,3,5-Trinitrobenzene
6.343	VBA	131.63763	3.60176	474.12757		1,2-Dinitrobenzene
7.251	VV	269.22003	1.78220	479.80269		1,3-Dinitrobenzene
7.512	VV	145.35504	3.19533	464.45703		Tetryl
7.952	VV	171.09317	2.63637	451.06470		Nitrobenzene
8.597	VV	186.71855	2.55896	477.80504		2,4,6-Trinitrotoluene
9.199	VV	111.61755	4.40737	491.93972		4-Amino-2,6-Dinitrotoluene
9.637	VV	162.61183	3.07519	500.06300		2-Amino-4,6-Dinitrotoluene
9.924	VV	121.33805	3.84606	466.67331		2,6-Dinitrotoluene
10.191	VBA	296.11865	1.81448	537.30228		2,4-Dinitrotoluene
11.524	BV	97.86013	4.59403	449.57233		2-Nitrotoluene
12.073	VBA	81.50417	5.46721	445.60016		4-Nitrotoluene
12.960	BBA	109.25159	4.07134	444.80030		3-Nitrotoluene

Totals : 7145.16378

Data File C:\CHEM32\1\DATA\031221\031221 2021-03-12 16-43-12\5L027857.D
Sample Name: S1C0250-CCV6

==========

Acq. Operator : JWR
Seq. Line : 54
Acq. Instrument : HPLC5
Location : Vial 1
Injection Date : 3/13/2021 1:28:51 PM
Inj : 1
Inj Volume : 100 µl
Acq. Method : C:\Chem32\1\DATA\031221\031221 2021-03-12 16-43-12\8330PLUS-PETN.M
Last changed : 3/12/2021 4:43:06 PM by JWR
Analysis Method : C:\CHEM32\1\METHODS\8330PLUS-PETNDA.M
Last changed : 3/15/2021 12:21:39 PM by JWR
Method Info : OVD-SOP#HPLC02: 8330PLUS-PETN Calibration 02/16/2021

Sample Info : 1 (500ppb "OC")

==========

Signal 2: DAD1 C, Sig=210,16 Ref=360,100

RetTime [min]	Type	Area [mAU*s]	Amt/Area	Amount [ug/L]	Grp	Name
13.683	VBA	114.37535	4.06805	465.28432		PETN

Totals : 465.28432

1 Warnings or Errors :

Warning : Calibration warnings (see calibration table listing)

==========

*** End of Report ***

Data File C:\CHEM32\1\DATA\031221\031221 2021-03-12 16-43-12\5L027865.D
Sample Name: S1C0250-CCV7

==========

Acq. Operator : JWR
Seq. Line : 62
Acq. Instrument : HPLC5
Location : Vial 1
Injection Date : 3/13/2021 4:34:32 PM
Inj : 1
Inj Volume : 100 µl
Acq. Method : C:\Chem32\1\DATA\031221\031221 2021-03-12 16-43-12\8330PLUS-PETN.M
Last changed : 3/12/2021 4:43:06 PM by JWR
Analysis Method : C:\CHEM32\1\METHODS\8330PLUS-PETNDA.M
Last changed : 3/15/2021 12:26:40 PM by JWR
Method Info : OVD-SOP#HPLC02: 8330PLUS-PETN Calibration 02/16/2021

Sample Info : 1 (500ppb "OC")

==========

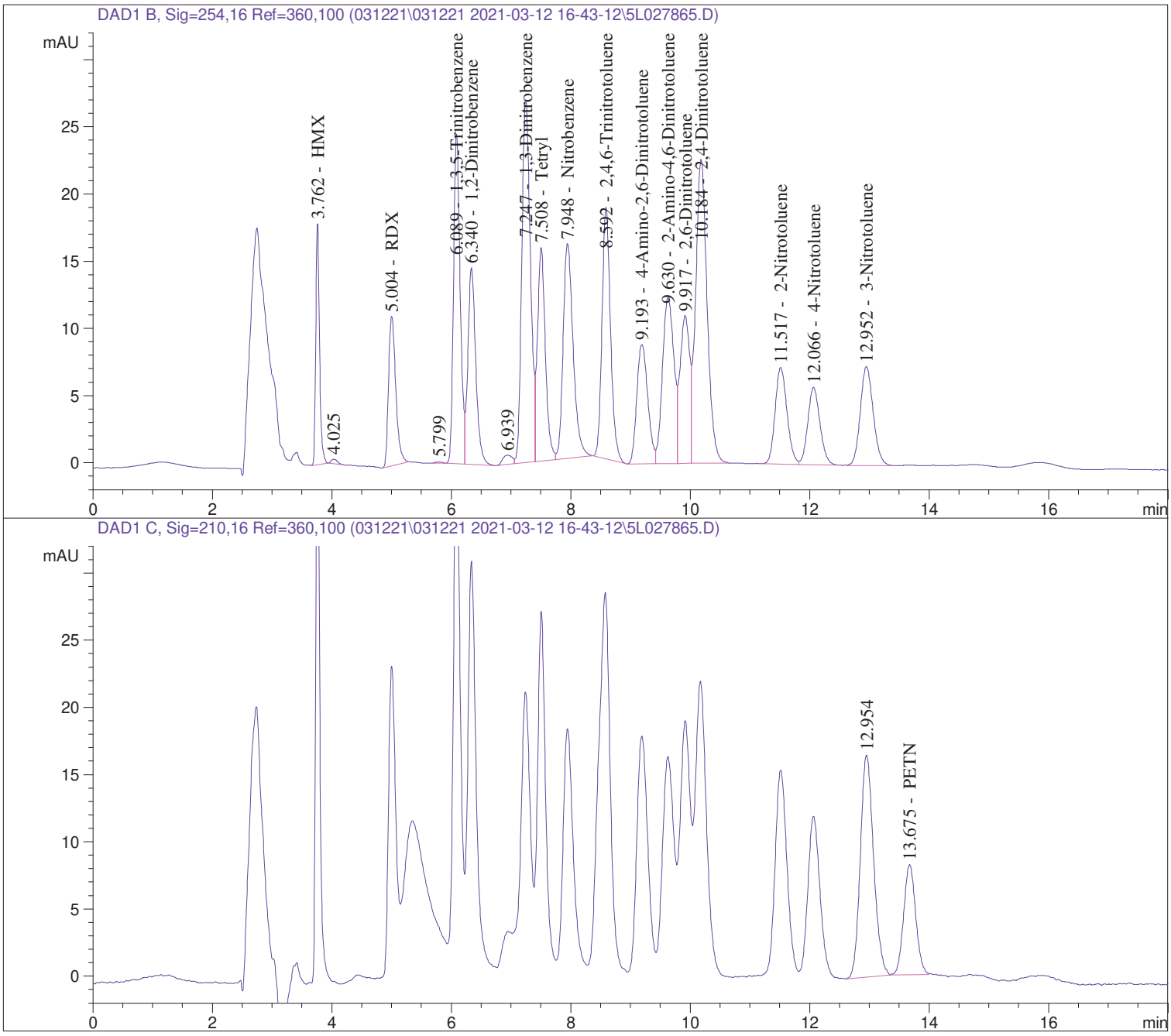

Data File C:\CHEM32\1\DATA\031221\031221 2021-03-12 16-43-12\5L027865.D
Sample Name: S1C0250-CCV7

==========

Acq. Operator : JWR Seq. Line : 62
Acq. Instrument : HPLC5 Location : Vial 1
Injection Date : 3/13/2021 4:34:32 PM Inj : 1
Inj Volume : 100 µl
Acq. Method : C:\Chem32\1\DATA\031221\031221 2021-03-12 16-43-12\8330PLUS-PETN.M
Last changed : 3/12/2021 4:43:06 PM by JWR
Analysis Method : C:\CHEM32\1\METHODS\8330PLUS-PETNDA.M
Last changed : 3/15/2021 12:26:40 PM by JWR
Method Info : OVD-SOP#HPLC02: 8330PLUS-PETN Calibration 02/16/2021

Sample Info : 1 (500ppb "OC")

==========

==========

External Standard Report

==========

Sorted By : Signal
Calib. Data Modified : 3/12/2021 7:56:53 PM
Multiplier : 1.0000
Dilution : 1.0000
Use Multiplier & Dilution Factor with ISTDs

Signal 1: DAD1 B, Sig=254,16 Ref=360,100

RetTime [min]	Type	Area [mAU*s]	Amt/Area	Amount [ug/L]	Grp	Name
3.762	BV	78.54790	6.23051	489.39381		HMX
5.004	BBA	94.03486	5.19615	488.61944		RDX
6.089	VV	190.33142	2.64751	503.90449		1,3,5-Trinitrobenzene
6.340	VBA	134.18280	3.60176	483.29424		1,2-Dinitrobenzene
7.247	VV	269.66519	1.78220	480.59682		1,3-Dinitrobenzene
7.508	VV	146.99989	3.19534	469.71487		Tetryl
7.948	VV	185.18748	2.63645	488.23682		Nitrobenzene
8.592	VBA	185.94562	2.55894	475.82388		2,4,6-Trinitrotoluene
9.193	BV	113.05605	4.40745	498.28860		4-Amino-2,6-Dinitrotoluene
9.630	VV	165.11882	3.07520	507.77364		2-Amino-4,6-Dinitrotoluene
9.917	VV	124.17718	3.84635	477.62851		2,6-Dinitrotoluene
10.184	VBA	302.52161	1.81454	548.93663		2,4-Dinitrotoluene
11.517	BV	99.03943	4.59411	454.99771		2-Nitrotoluene
12.066	VF	81.91823	5.46722	447.86470		4-Nitrotoluene
12.952	VBA	110.87074	4.07136	451.39449		3-Nitrotoluene

Totals : 7266.46864

Data File C:\CHEM32\1\DATA\031221\031221 2021-03-12 16-43-12\5L027865.D
Sample Name: S1C0250-CCV7

==========

Acq. Operator : JWR Seq. Line : 62
Acq. Instrument : HPLC5 Location : Vial 1
Injection Date : 3/13/2021 4:34:32 PM Inj : 1
Inj Volume : 100 µl
Acq. Method : C:\Chem32\1\DATA\031221\031221 2021-03-12 16-43-12\8330PLUS-PETN.M
Last changed : 3/12/2021 4:43:06 PM by JWR
Analysis Method : C:\CHEM32\1\METHODS\8330PLUS-PETNDA.M
Last changed : 3/15/2021 12:26:40 PM by JWR
Method Info : OVD-SOP#HPLC02: 8330PLUS-PETN Calibration 02/16/2021

Sample Info : 1 (500ppb "OC")

==========

Signal 2: DAD1 C, Sig=210,16 Ref=360,100

RetTime [min]	Type	Area [mAU*s]	Amt/Area	Amount [ug/L]	Grp	Name
13.675	VF	115.05983	4.06807	468.07141		PETN

Totals : 468.07141

1 Warnings or Errors :

Warning : Calibration warnings (see calibration table listing)

==========

*** End of Report ***

Data File C:\CHEM32\1\DATA\031521\031521 2021-03-15 18-21-17\5L027866.D
Sample Name: S1C0291-CCV1

==========

Acq. Operator : JWR
Seq. Line : 1
Acq. Instrument : HPLC5
Location : Vial 1
Injection Date : 3/15/2021 6:24:14 PM
Inj : 1
Inj Volume : 100 µl
Acq. Method : C:\Chem32\1\DATA\031521\031521 2021-03-15 18-21-17\8330PLUS-PETN.M
Last changed : 3/15/2021 6:21:07 PM by JWR
Analysis Method : C:\CHEM32\1\METHODS\8330PLUS-PETNDA.M
Last changed : 3/17/2021 1:07:19 PM by JWR
Method Info : OVD-SOP#HPLC02: 8330PLUS-PETN Calibration 02/16/2021

Sample Info : 1 (500ppb "OC")

==========

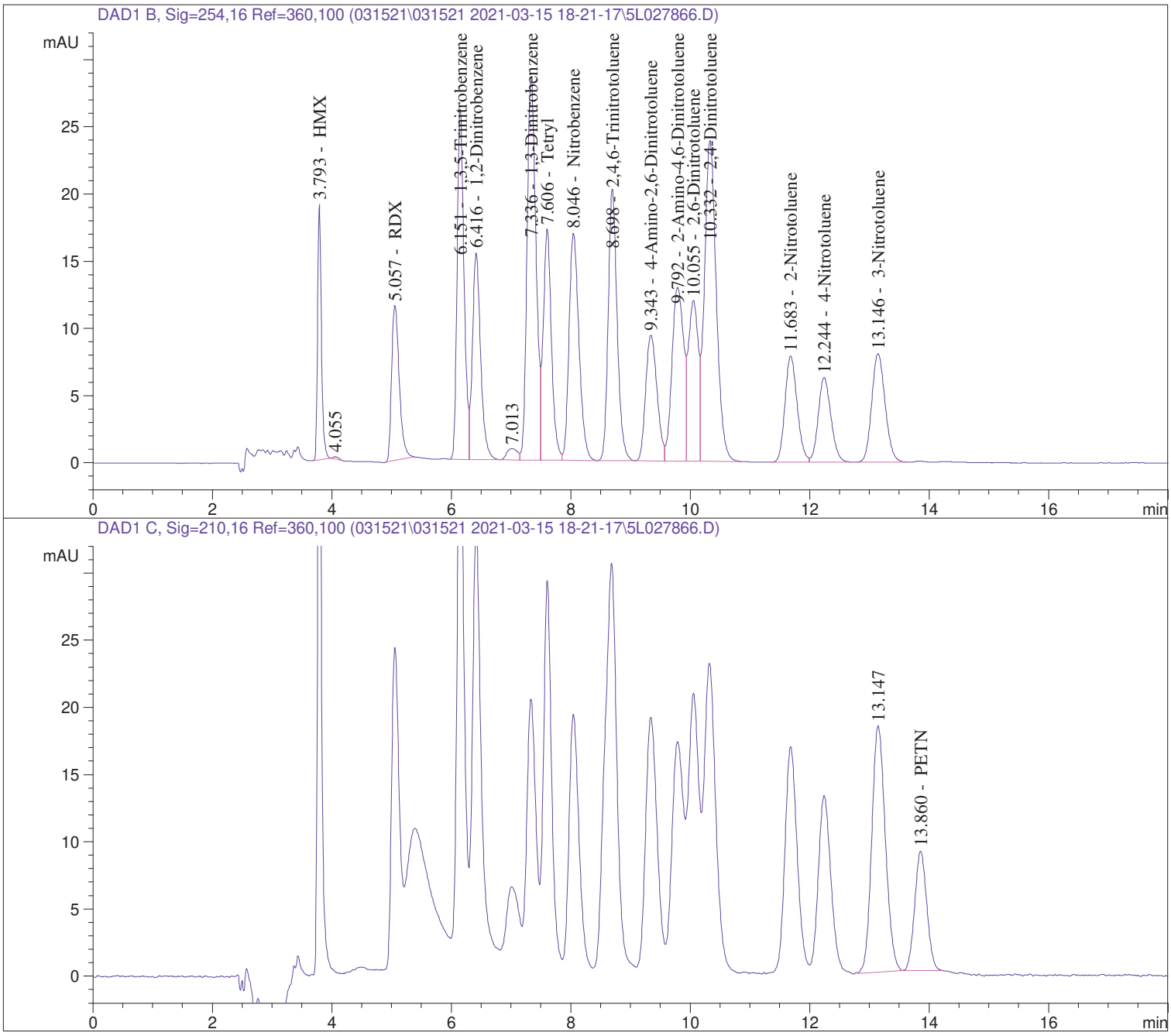

Data File C:\CHEM32\1\DATA\031521\031521 2021-03-15 18-21-17\5L027866.D
Sample Name: S1C0291-CCV1

==========

Acq. Operator : JWR
Seq. Line : 1
Acq. Instrument : HPLC5
Location : Vial 1
Injection Date : 3/15/2021 6:24:14 PM
Inj : 1
Inj Volume : 100 µl
Acq. Method : C:\Chem32\1\DATA\031521\031521 2021-03-15 18-21-17\8330PLUS-PETN.M
Last changed : 3/15/2021 6:21:07 PM by JWR
Analysis Method : C:\CHEM32\1\METHODS\8330PLUS-PETNDA.M
Last changed : 3/17/2021 1:07:19 PM by JWR
Method Info : OVD-SOP#HPLC02: 8330PLUS-PETN Calibration 02/16/2021

Sample Info : 1 (500ppb "OC")

==========

==========

External Standard Report

==========

Sorted By : Signal
Calib. Data Modified : 3/17/2021 12:58:03 PM
Multiplier : 1.0000
Dilution : 1.0000
Use Multiplier & Dilution Factor with ISTDs

Signal 1: DAD1 B, Sig=254,16 Ref=360,100

RetTime [min]	Type	Area [mAU*s]	Amt/Area	Amount [ug/L]	Grp	Name
3.793	BV	85.08795	6.23259	530.31870		HMX
5.057	BBA	103.00179	5.18837	534.41182		RDX
6.151	VV	209.98260	2.64759	555.94843		1,3,5-Trinitrobenzene
6.416	VV	147.57066	3.60175	531.51196		1,2-Dinitrobenzene
7.336	VV	297.35532	1.78236	529.99360		1,3-Dinitrobenzene
7.606	VV	164.62579	3.19547	526.05689		Tetryl
8.046	VV	195.75969	2.63650	516.11978		Nitrobenzene
8.698	VV	209.41104	2.55941	535.96963		2,4,6-Trinitrotoluene
9.343	VV	124.73681	4.40802	549.84250		4-Amino-2,6-Dinitrotoluene
9.792	VV	175.87561	3.07523	540.85781		2-Amino-4,6-Dinitrotoluene
10.055	VV	138.81990	3.84764	534.12967		2,6-Dinitrotoluene
10.332	VBA	329.78024	1.81474	598.46632		2,4-Dinitrotoluene
11.683	VV	112.78262	4.59489	518.22355		2-Nitrotoluene
12.244	VBA	92.85925	5.46745	507.70302		4-Nitrotoluene
13.146	BBA	125.64935	4.07151	511.58233		3-Nitrotoluene

Totals : 8021.13600

Data File C:\CHEM32\1\DATA\031521\031521 2021-03-15 18-21-17\5L027866.D
Sample Name: S1C0291-CCV1

==========

Acq. Operator : JWR
Seq. Line : 1
Acq. Instrument : HPLC5
Location : Vial 1
Injection Date : 3/15/2021 6:24:14 PM
Inj : 1
Inj Volume : 100 µl
Acq. Method : C:\Chem32\1\DATA\031521\031521 2021-03-15 18-21-17\8330PLUS-PETN.M
Last changed : 3/15/2021 6:21:07 PM by JWR
Analysis Method : C:\CHEM32\1\METHODS\8330PLUS-PETNDA.M
Last changed : 3/17/2021 1:07:19 PM by JWR
Method Info : OVD-SOP#HPLC02: 8330PLUS-PETN Calibration 02/16/2021

Sample Info : 1 (500ppb "OC")

==========

Signal 2: DAD1 C, Sig=210,16 Ref=360,100

RetTime [min]	Type	Area [mAU*s]	Amt/Area	Amount [ug/L]	Grp	Name
13.860	VBA	125.04105	4.06837	508.71332		PETN

Totals : 508.71332

==========

*** End of Report ***

Data File C:\CHEM32\1\DATA\031521\031521 2021-03-15 18-21-17\5L027871.D
Sample Name: S1C0291-CCV2

==========

Acq. Operator	: JWR	Seq. Line :	6
Acq. Instrument	: HPLC5	Location :	Vial 1
Injection Date	: 3/15/2021 8:20:05 PM	Inj :	1
		Inj Volume :	100 µl

Acq. Method : C:\Chem32\1\DATA\031521\031521 2021-03-15 18-21-17\8330PLUS-PETN.M
Last changed : 3/15/2021 6:21:07 PM by JWR
Analysis Method : C:\CHEM32\1\METHODS\8330PLUS-PETNDA.M
Last changed : 3/17/2021 1:15:34 PM by JWR
Method Info : OVD-SOP#HPLC02: 8330PLUS-PETN Calibration 02/16/2021

Sample Info : 1 (500ppb "OC")

==========

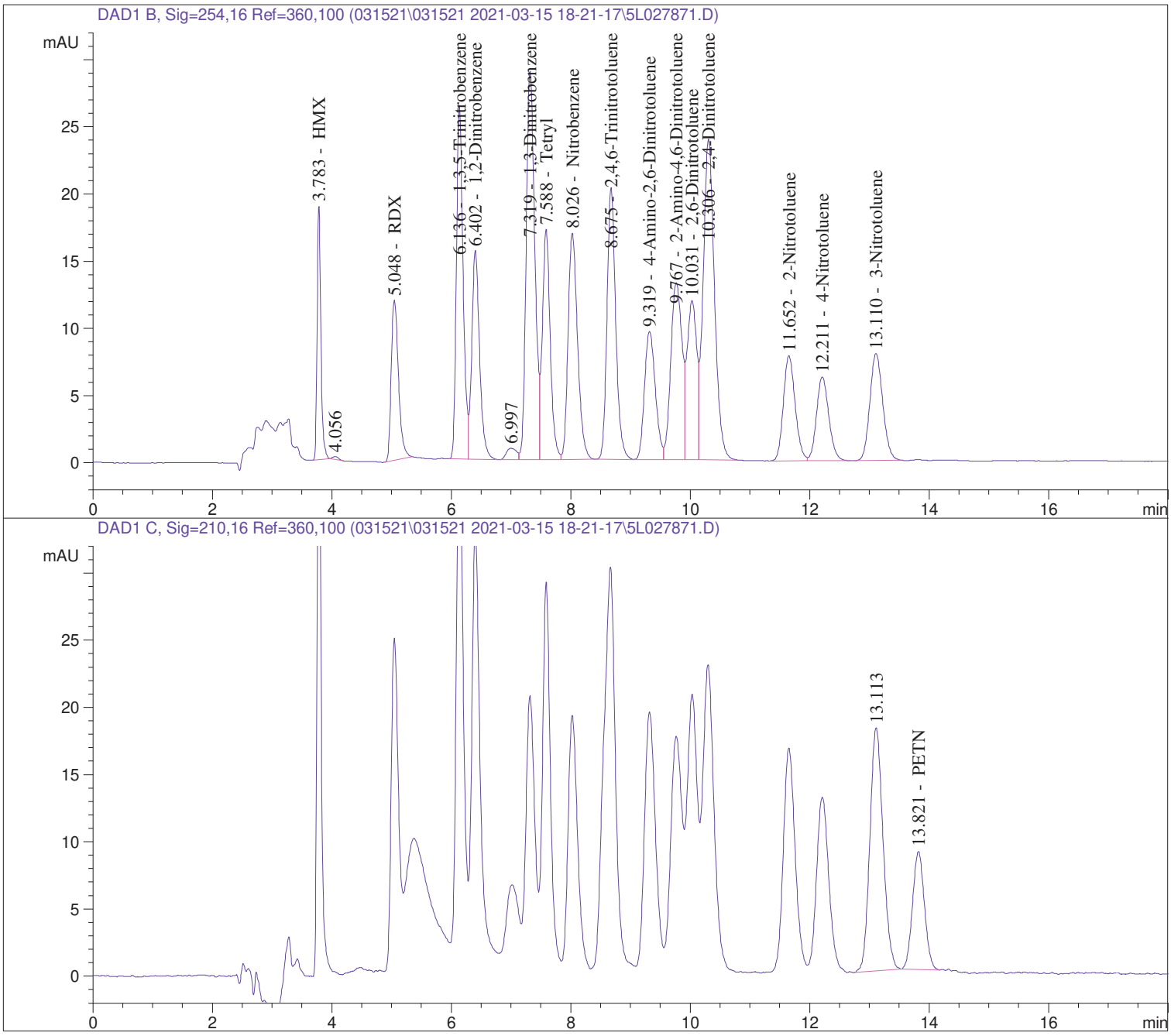

Data File C:\CHEM32\1\DATA\031521\031521 2021-03-15 18-21-17\5L027871.D
Sample Name: S1C0291-CCV2

==========

Acq. Operator : JWR
Seq. Line : 6
Acq. Instrument : HPLC5
Location : Vial 1
Injection Date : 3/15/2021 8:20:05 PM
Inj : 1
Inj Volume : 100 µl
Acq. Method : C:\Chem32\1\DATA\031521\031521 2021-03-15 18-21-17\8330PLUS-PETN.M
Last changed : 3/15/2021 6:21:07 PM by JWR
Analysis Method : C:\CHEM32\1\METHODS\8330PLUS-PETNDA.M
Last changed : 3/17/2021 1:15:34 PM by JWR
Method Info : OVD-SOP#HPLC02: 8330PLUS-PETN Calibration 02/16/2021

Sample Info : 1 (500ppb "OC")

==========

==========

External Standard Report

==========

Sorted By : Signal
Calib. Data Modified : 3/17/2021 12:58:03 PM
Multiplier : 1.0000
Dilution : 1.0000
Use Multiplier & Dilution Factor with ISTDs

Signal 1: DAD1 B, Sig=254,16 Ref=360,100

RetTime [min]	Type	Area [mAU*s]	Amt/Area	Amount [ug/L]	Grp	Name
3.783	BV	82.89507	6.23193	516.59659		HMX
5.048	BBA	99.97183	5.19085	518.93843		RDX
6.136	BV	204.26677	2.64757	540.81068		1,3,5-Trinitrobenzene
6.402	VBA	141.67372	3.60175	510.27353		1,2-Dinitrobenzene
7.319	VV	289.59253	1.78232	516.14546		1,3-Dinitrobenzene
7.588	VV	158.59485	3.19543	506.77869		Tetryl
8.026	VV	186.55273	2.63645	491.83751		Nitrobenzene
8.675	VV	203.48706	2.55931	520.78549		2,4,6-Trinitrotoluene
9.319	VV	120.72610	4.40784	532.14097		4-Amino-2,6-Dinitrotoluene
9.767	VV	172.08568	3.07522	529.20129		2-Amino-4,6-Dinitrotoluene
10.031	VV	134.32857	3.84728	516.79918		2,6-Dinitrotoluene
10.306	VBA	316.23389	1.81464	573.85222		2,4-Dinitrotoluene
11.652	VV	107.93549	4.59464	495.92424		2-Nitrotoluene
12.211	VBA	89.34485	5.46738	488.48217		4-Nitrotoluene
13.110	BBA	119.73514	4.07145	487.49591		3-Nitrotoluene

Totals : 7746.06236

Data File C:\CHEM32\1\DATA\031521\031521 2021-03-15 18-21-17\5L027871.D
Sample Name: S1C0291-CCV2

==========

Acq. Operator : JWR
Seq. Line : 6
Acq. Instrument : HPLC5
Location : Vial 1
Injection Date : 3/15/2021 8:20:05 PM
Inj : 1
Inj Volume : 100 µl
Acq. Method : C:\Chem32\1\DATA\031521\031521 2021-03-15 18-21-17\8330PLUS-PETN.M
Last changed : 3/15/2021 6:21:07 PM by JWR
Analysis Method : C:\CHEM32\1\METHODS\8330PLUS-PETNDA.M
Last changed : 3/17/2021 1:15:34 PM by JWR
Method Info : OVD-SOP#HPLC02: 8330PLUS-PETN Calibration 02/16/2021

Sample Info : 1 (500ppb "OC")

==========

Signal 2: DAD1 C, Sig=210,16 Ref=360,100

RetTime [min]	Type	Area [mAU*s]	Amt/Area	Amount [ug/L]	Grp	Name
13.821	VV	121.42192	4.06827	493.97680		PETN

Totals : 493.97680

==========

*** End of Report ***

Data File C:\CHEM32\1\DATA\031521\031521 2021-03-15 19-22-41\6L0008443.D
Sample Name: S1C0296-CCV1

==========

Acq. Operator : JWR
Seq. Line : 1
Acq. Instrument : HPLC6
Location : 1
Injection Date : 3/15/2021 7:25:30 PM
Inj : 1
Inj Volume : 100.000 µl
Acq. Method : C:\Chem32\1\Data\031521\031521 2021-03-15 19-22-41\8330.M
Last changed : 3/15/2021 7:22:41 PM by JWR
Analysis Method : C:\CHEM32\1\METHODS\8330DATA.M
Last changed : 3/16/2021 10:18:11 AM by JWR
Method Info : OVD-SOP#HPLC02 : 8330 Calibration 23-MAY-2020

Sample Info : 1 (500ppb)

==========

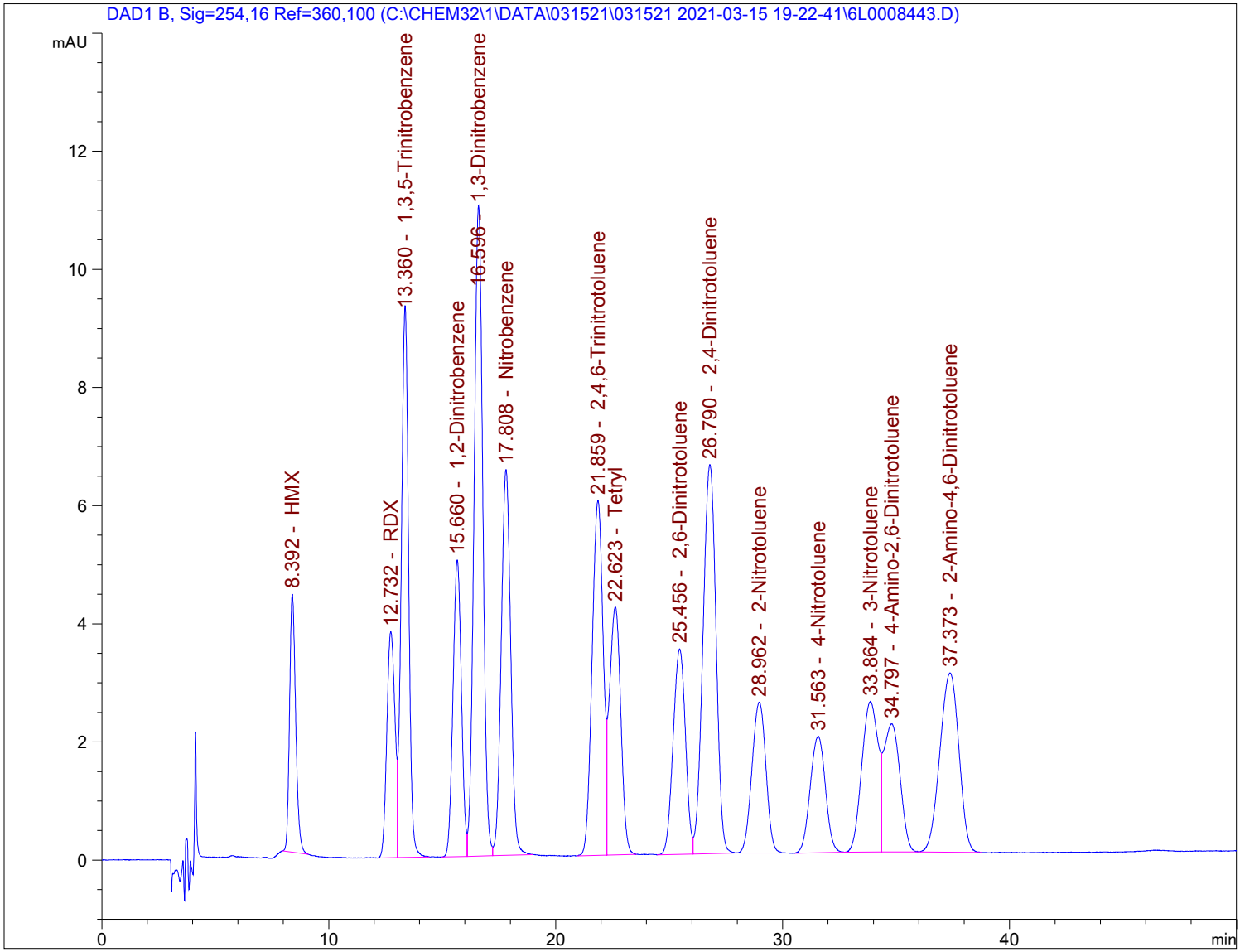

Data File C:\CHEM32\1\DATA\031521\031521 2021-03-15 19-22-41\6L0008443.D
Sample Name: S1C0296-CCV1

==========

Acq. Operator : JWR
Seq. Line : 1
Acq. Instrument : HPLC6
Location : 1
Injection Date : 3/15/2021 7:25:30 PM
Inj : 1
Inj Volume : 100.000 µl
Acq. Method : C:\Chem32\1\Data\031521\031521 2021-03-15 19-22-41\8330.M
Last changed : 3/15/2021 7:22:41 PM by JWR
Analysis Method : C:\CHEM32\1\METHODS\8330DATA.M
Last changed : 3/16/2021 10:18:11 AM by JWR
Method Info : OVD-SOP#HPLC02 : 8330 Calibration 23-MAY-2020

Sample Info : 1 (500ppb)

==========

==========

External Standard Report

==========

Sorted By : Signal
Calib. Data Modified : 3/10/2021 3:35:02 PM
Multiplier : 1.0000
Dilution : 1.0000
Do not use Multiplier & Dilution Factor with ISTDs

Signal 1: DAD1 B, Sig=254,16 Ref=360,100

RetTime [min]	Type	Area [mAU*s]	Amt/Area	Amount [ug/L]	Grp	Name
8.392	BBA	82.08039	5.81235	477.07972		HMX
12.732	VV	94.24139	4.97080	468.45506		RDX
13.360	VB	209.28860	2.34596	490.98261		1,3,5-Trinitrobenzene
15.660	BV	129.46078	3.62109	468.78865		1,2-Dinitrobenzene
16.596	VV	295.49707	1.62979	481.59781		1,3-Dinitrobenzene
17.808	VBA	188.96378	2.52495	477.12489		Nitrobenzene
21.859	BV	204.06702	2.39597	488.93888		2,4,6-Trinitrotoluene
22.623	VBA	144.93304	3.17078	459.55140		Tetryl
25.456	VV	131.45036	3.76727	495.20879		2,6-Dinitrotoluene
26.790	VV	263.72211	1.83281	483.35254		2,4-Dinitrotoluene
28.962	VBA	109.03954	4.55517	496.69318		2-Nitrotoluene
31.563	BV	91.84232	5.41747	497.55342		4-Nitrotoluene
33.864	VV	129.20314	3.99062	515.60040		3-Nitrotoluene
34.797	VV	108.15485	4.20248	454.51866		4-Amino-2,6-Dinitrotoluene
37.373	VBA	176.85995	2.76089	488.29149		2-Amino-4,6-Dinitrotoluene

Totals : 7243.73752

==========

*** End of Report ***

Data File C:\CHEM32\1\DATA\031521\031521 2021-03-15 19-22-41\6L0008454.D
Sample Name: S1C0296-CCV2

==========

Acq. Operator : JWR
Seq. Line : 12
Acq. Instrument : HPLC6
Location : 1
Injection Date : 3/16/2021 5:06:55 AM
Inj : 1
Inj Volume : 100.000 µl
Acq. Method : C:\Chem32\1\Data\031521\031521 2021-03-15 19-22-41\8330.M
Last changed : 3/15/2021 7:22:41 PM by JWR
Analysis Method : C:\CHEM32\1\METHODS\8330DATA.M
Last changed : 3/16/2021 10:42:07 AM by JWR
Method Info : OVD-SOP#HPLC02 : 8330 Calibration 23-MAY-2020

Sample Info : 1 (500ppb)

==========

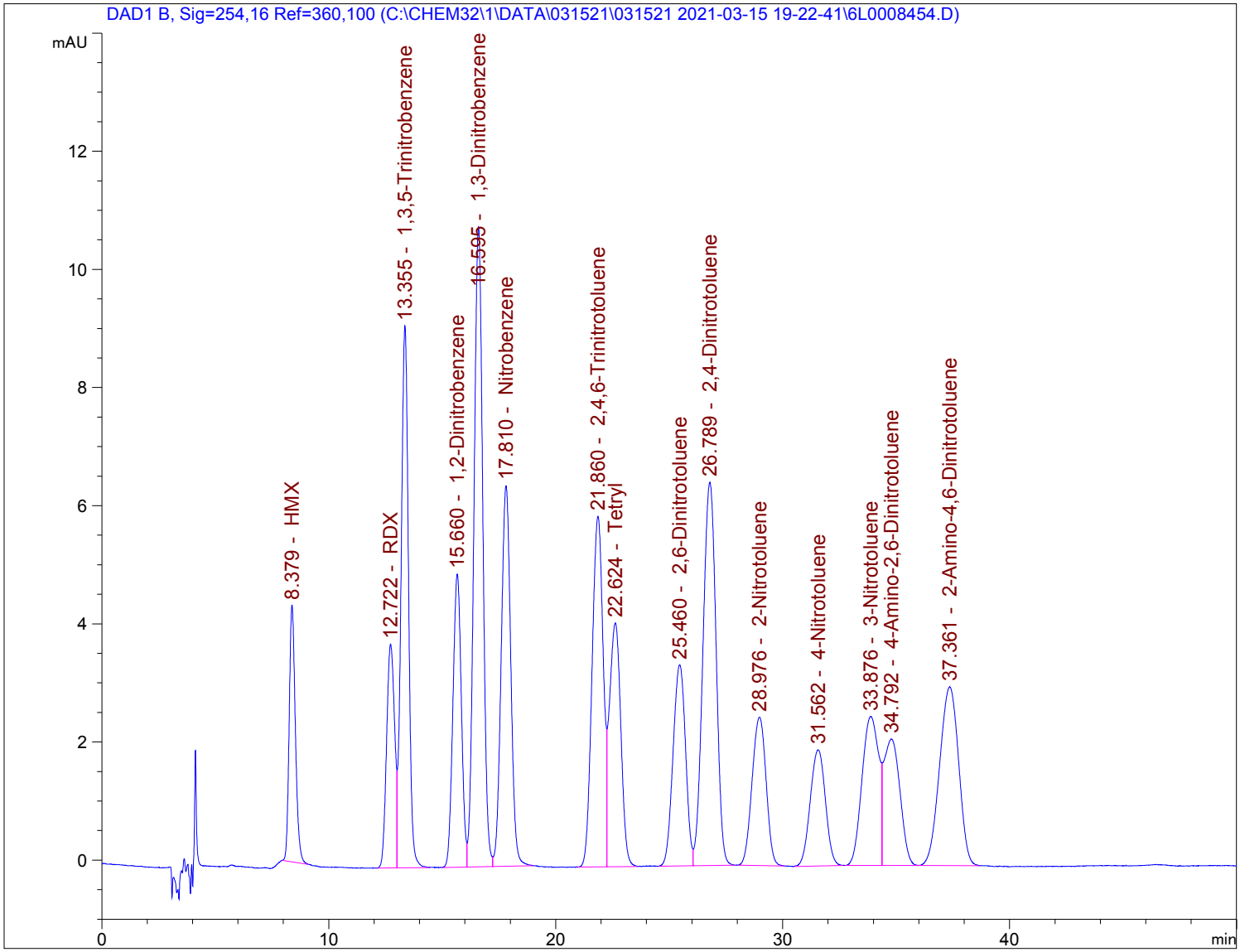

Data File C:\CHEM32\1\DATA\031521\031521 2021-03-15 19-22-41\6L0008454.D
Sample Name: S1C0296-CCV2

==========

Acq. Operator : JWR
Seq. Line : 12
Acq. Instrument : HPLC6
Location : 1
Injection Date : 3/16/2021 5:06:55 AM
Inj : 1
Inj Volume : 100.000 µl
Acq. Method : C:\Chem32\1\Data\031521\031521 2021-03-15 19-22-41\8330.M
Last changed : 3/15/2021 7:22:41 PM by JWR
Analysis Method : C:\CHEM32\1\METHODS\8330DATA.M
Last changed : 3/16/2021 10:42:07 AM by JWR
Method Info : OVD-SOP#HPLC02 : 8330 Calibration 23-MAY-2020

Sample Info : 1 (500ppb)

==========

==========

External Standard Report

==========

Sorted By : Signal
Calib. Data Modified : 3/10/2021 3:35:02 PM
Multiplier : 1.0000
Dilution : 1.0000
Do not use Multiplier & Dilution Factor with ISTDs

Signal 1: DAD1 B, Sig=254,16 Ref=360,100

RetTime [min]	Type	Area [mAU*s]	Amt/Area	Amount [ug/L]	Grp	Name
8.379	BBA	81.97843	5.81233	476.48530		HMX
12.722	VV	93.93102	4.97073	466.90603		RDX
13.355	VBA	208.38457	2.34596	488.86099		1,3,5-Trinitrobenzene
15.660	BV	129.09314	3.62108	467.45638		1,2-Dinitrobenzene
16.595	VV	294.89514	1.62979	480.61689		1,3-Dinitrobenzene
17.810	VBA	188.95863	2.52495	477.11192		Nitrobenzene
21.860	VV	203.65283	2.39596	487.94497		2,4,6-Trinitrotoluene
22.624	VBA	144.27676	3.17083	457.47661		Tetryl
25.460	BV	130.97177	3.76726	493.40472		2,6-Dinitrotoluene
26.789	VB	262.09537	1.83280	480.36771		2,4-Dinitrotoluene
28.976	BBA	107.93927	4.55510	491.67434		2-Nitrotoluene
31.562	BBA	91.29543	5.41749	494.59165		4-Nitrotoluene
33.876	BV	131.25052	3.99068	523.77940		3-Nitrotoluene
34.792	VV	105.14317	4.20253	441.86690		4-Amino-2,6-Dinitrotoluene
37.361	VBA	176.97646	2.76089	488.61331		2-Amino-4,6-Dinitrotoluene

Totals : 7217.15713

==========

*** End of Report ***

Data File C:\CHEM32\1\DATA\031521\031521 2021-03-15 19-22-41\6L0008465.D
Sample Name: S1C0296-CCV3

==========

Acq. Operator : JWR
Seq. Line : 23
Acq. Instrument : HPLC6
Location : 1
Injection Date : 3/16/2021 2:48:19 PM
Inj : 1
Inj Volume : 100.000 µl
Acq. Method : C:\Chem32\1\Data\031521\031521 2021-03-15 19-22-41\8330.M
Last changed : 3/15/2021 7:22:41 PM by JWR
Analysis Method : C:\CHEM32\1\METHODS\8330DATA.M
Last changed : 3/16/2021 4:05:42 PM by JWR
Method Info : OVD-SOP#HPLC02 : 8330 Calibration 23-MAY-2020

Sample Info : 1 (500ppb)

==========

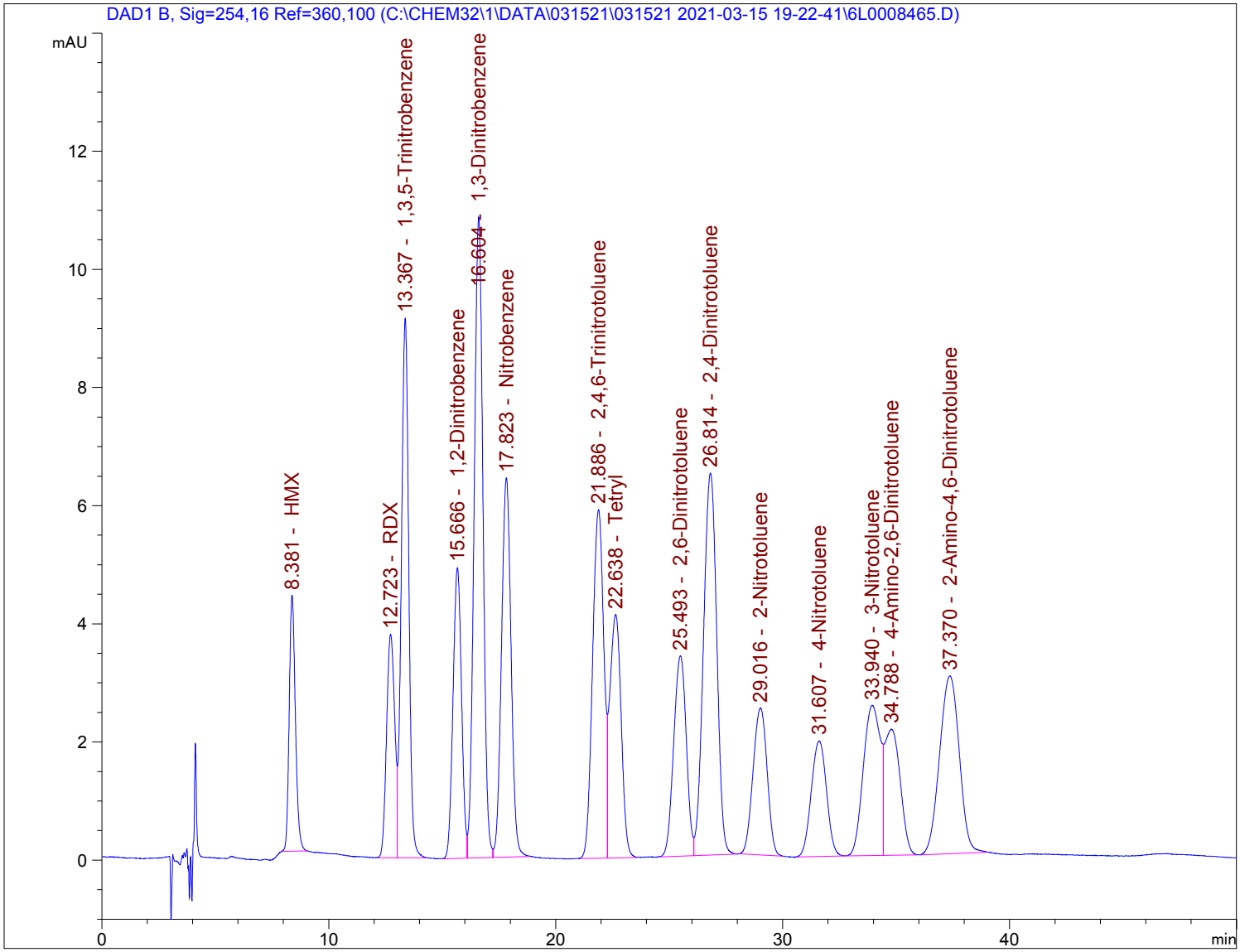

Data File C:\CHEM32\1\DATA\031521\031521 2021-03-15 19-22-41\6L0008465.D
Sample Name: S1C0296-CCV3

==========

Acq. Operator : JWR
Seq. Line : 23
Acq. Instrument : HPLC6
Location : 1
Injection Date : 3/16/2021 2:48:19 PM
Inj : 1
Inj Volume : 100.000 µl
Acq. Method : C:\Chem32\1\Data\031521\031521 2021-03-15 19-22-41\8330.M
Last changed : 3/15/2021 7:22:41 PM by JWR
Analysis Method : C:\CHEM32\1\METHODS\8330DATA.M
Last changed : 3/16/2021 4:05:42 PM by JWR
Method Info : OVD-SOP#HPLC02 : 8330 Calibration 23-MAY-2020

Sample Info : 1 (500ppb)

==========

==========

External Standard Report

==========

Sorted By : Signal
Calib. Data Modified : 3/16/2021 12:30:51 PM
Multiplier : 1.0000
Dilution : 1.0000
Do not use Multiplier & Dilution Factor with ISTDs

Signal 1: DAD1 B, Sig=254,16 Ref=360,100

RetTime [min]	Type	Area [mAU*s]	Amt/Area	Amount [ug/L]	Grp	Name
8.381	BBA	82.04726	5.81234	476.88655		HMX
12.723	VV	94.59395	4.97087	470.21462		RDX
13.367	VBA	207.54060	2.34595	486.88036		1,3,5-Trinitrobenzene
15.666	BV	128.46178	3.62106	465.16844		1,2-Dinitrobenzene
16.604	VV	294.10559	1.62979	479.33022		1,3-Dinitrobenzene
17.823	VBA	187.72882	2.52497	474.01025		Nitrobenzene
21.886	VV	204.06317	2.39597	488.92965		2,4,6-Trinitrotoluene
22.638	VBA	143.36923	3.17089	454.60750		Tetryl
25.493	VV	131.58449	3.76727	495.71438		2,6-Dinitrotoluene
26.814	VB	263.25626	1.83281	482.49777		2,4-Dinitrotoluene
29.016	BBA	107.35924	4.55507	489.02856		2-Nitrotoluene
31.607	BV	91.65195	5.41748	496.52249		4-Nitrotoluene
33.940	VV	134.98737	3.99080	538.70759		3-Nitrotoluene
34.788	VBA	100.59280	4.20260	422.75119		4-Amino-2,6-Dinitrotoluene
37.370	BB	181.32034	2.76093	500.61285		2-Amino-4,6-Dinitrotoluene

Totals : 7221.86241

==========

*** End of Report ***

Data File C:\CHEM32\1\DATA\031521\031521 2021-03-15 19-22-41\6L0008476.D
Sample Name: S1C0296-CCV4

==========

Acq. Operator : JWR
Seq. Line : 34
Acq. Instrument : HPLC6
Location : 1
Injection Date : 3/17/2021 12:29:41 AM
Inj : 1
Inj Volume : 100.000 µl
Acq. Method : C:\Chem32\1\Data\031521\031521 2021-03-15 19-22-41\8330.M
Last changed : 3/15/2021 7:22:41 PM by JWR
Analysis Method : C:\CHEM32\1\METHODS\8330DATA.M
Last changed : 3/18/2021 11:35:02 AM by JWR
Method Info : OVD-SOP#HPLC02 : 8330 Calibration 23-MAY-2020

Sample Info : 1 (500ppb)

==========

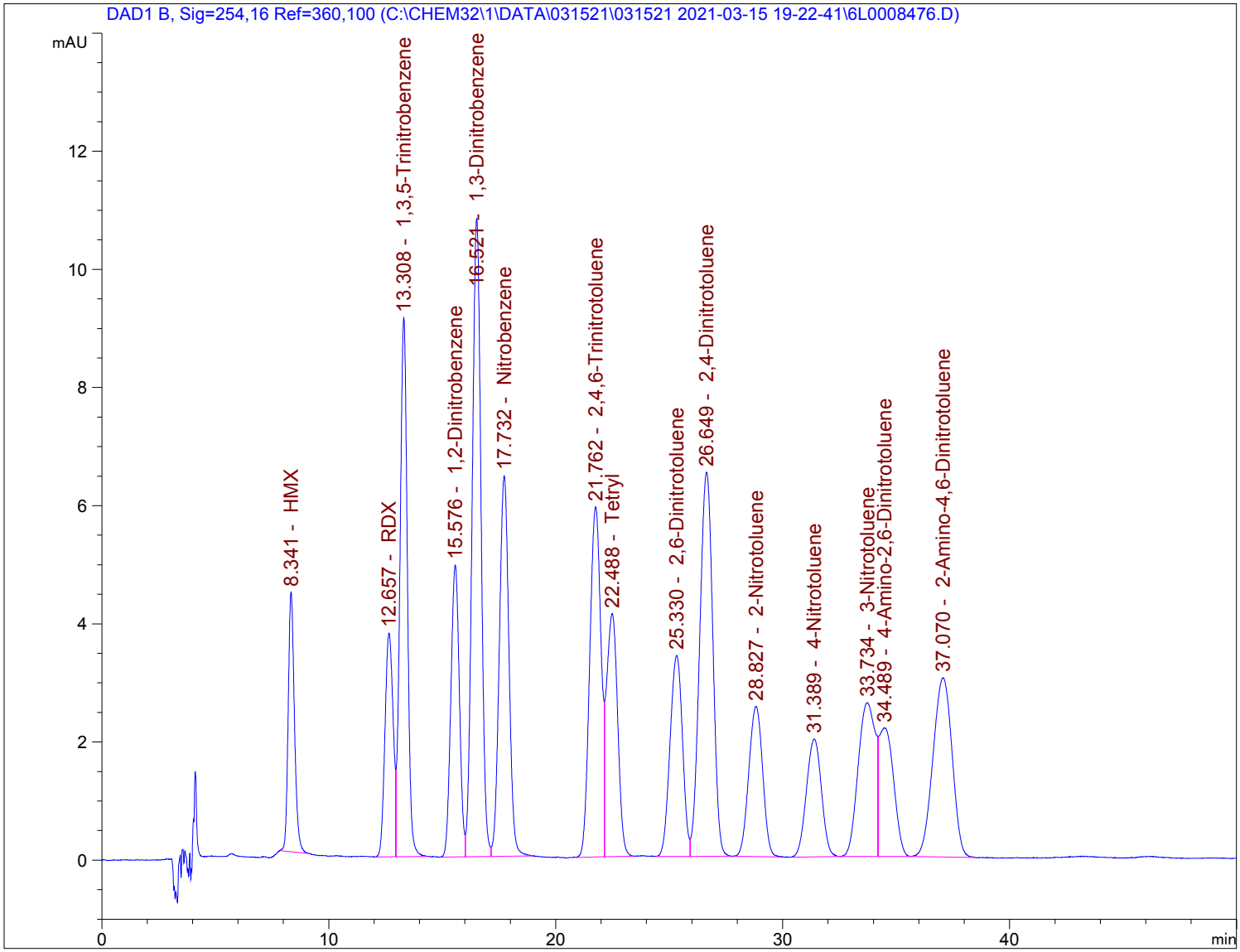

Data File C:\CHEM32\1\DATA\031521\031521 2021-03-15 19-22-41\6L0008476.D
Sample Name: S1C0296-CCV4

==========

Acq. Operator : JWR
Seq. Line : 34
Acq. Instrument : HPLC6
Location : 1
Injection Date : 3/17/2021 12:29:41 AM
Inj : 1
Inj Volume : 100.000 µl
Acq. Method : C:\Chem32\1\Data\031521\031521 2021-03-15 19-22-41\8330.M
Last changed : 3/15/2021 7:22:41 PM by JWR
Analysis Method : C:\CHEM32\1\METHODS\8330DATA.M
Last changed : 3/18/2021 11:35:02 AM by JWR
Method Info : OVD-SOP#HPLC02 : 8330 Calibration 23-MAY-2020

Sample Info : 1 (500ppb)

==========

==========

External Standard Report

==========

Sorted By : Signal
Calib. Data Modified : 3/18/2021 11:32:28 AM
Multiplier : 1.0000
Dilution : 1.0000
Do not use Multiplier & Dilution Factor with ISTDs

Signal 1: DAD1 B, Sig=254,16 Ref=360,100

RetTime [min]	Type	Area [mAU*s]	Amt/Area	Amount [ug/L]	Grp	Name
8.341	BV	83.74470	5.81270	486.78246		HMX
12.657	BV	94.71342	4.97090	470.81088		RDX
13.308	VB	207.35504	2.34595	486.44487		1,3,5-Trinitrobenzene
15.576	VV	128.74129	3.62107	466.18133		1,2-Dinitrobenzene
16.521	VV	294.54346	1.62979	480.04378		1,3-Dinitrobenzene
17.732	VB	189.23811	2.52495	477.81679		Nitrobenzene
21.762	VV	204.36354	2.39598	489.65044		2,4,6-Trinitrotoluene
22.488	VBA	140.91263	3.17105	446.84108		Tetryl
25.330	BV	130.34250	3.76725	491.03264		2,6-Dinitrotoluene
26.649	VB	261.84625	1.83280	479.91062		2,4-Dinitrotoluene
28.827	BBA	108.45292	4.55513	494.01733		2-Nitrotoluene
31.389	BV	91.99117	5.41747	498.35958		4-Nitrotoluene
33.734	VV	138.09311	3.99089	551.11461		3-Nitrotoluene
34.489	VV	98.10781	4.20264	412.31200		4-Amino-2,6-Dinitrotoluene
37.070	VBA	177.85902	2.76090	491.05132		2-Amino-4,6-Dinitrotoluene

Totals : 7222.36974

==========

*** End of Report ***

Data File C:\CHEM32\1\DATA\031521\031521 2021-03-15 19-22-41\6L0008486.D
Sample Name: S1C0296-CCV5

==========

Acq. Operator : JWR
Seq. Line : 44
Acq. Instrument : HPLC6
Location : 1
Injection Date : 3/17/2021 9:18:31 AM
Inj : 1
Inj Volume : 100.000 µl
Acq. Method : C:\Chem32\1\Data\031521\031521 2021-03-15 19-22-41\8330.M
Last changed : 3/15/2021 7:22:41 PM by JWR
Analysis Method : C:\CHEM32\1\METHODS\8330DATA.M
Last changed : 3/18/2021 11:44:26 AM by JWR
Method Info : OVD-SOP#HPLC02 : 8330 Calibration 23-MAY-2020

Sample Info : 1 (500ppb)

==========

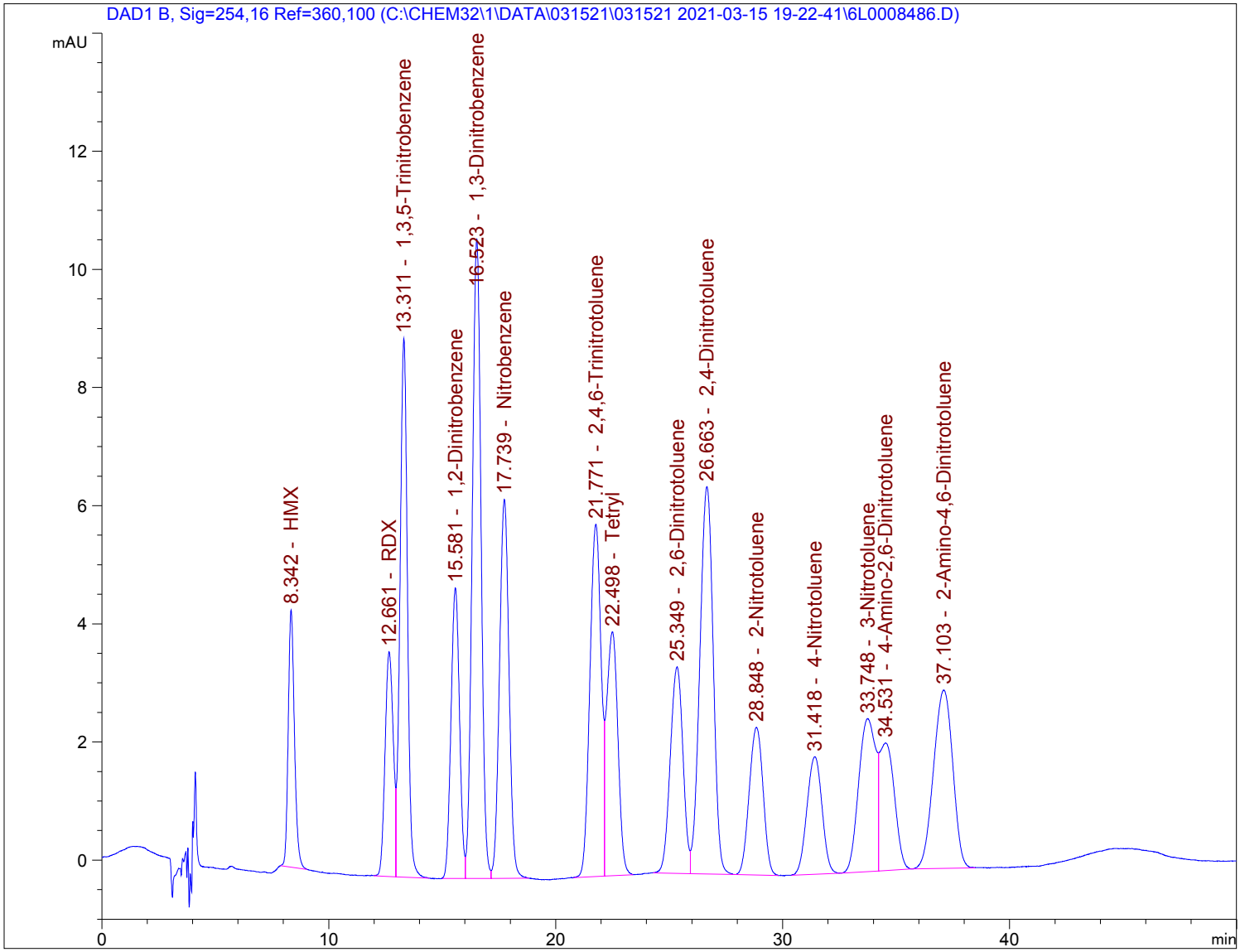

Data File C:\CHEM32\1\DATA\031521\031521 2021-03-15 19-22-41\6L0008486.D
Sample Name: S1C0296-CCV5

==========

Acq. Operator : JWR
Seq. Line : 44
Acq. Instrument : HPLC6
Location : 1
Injection Date : 3/17/2021 9:18:31 AM
Inj : 1
Inj Volume : 100.000 µl
Acq. Method : C:\Chem32\1\Data\031521\031521 2021-03-15 19-22-41\8330.M
Last changed : 3/15/2021 7:22:41 PM by JWR
Analysis Method : C:\CHEM32\1\METHODS\8330DATA.M
Last changed : 3/18/2021 11:44:26 AM by JWR
Method Info : OVD-SOP#HPLC02 : 8330 Calibration 23-MAY-2020

Sample Info : 1 (500ppb)

==========

==========

External Standard Report

==========

Sorted By : Signal
Calib. Data Modified : 3/18/2021 11:32:28 AM
Multiplier : 1.0000
Dilution : 1.0000
Do not use Multiplier & Dilution Factor with ISTDs

Signal 1: DAD1 B, Sig=254,16 Ref=360,100

RetTime [min]	Type	Area [mAU*s]	Amt/Area	Amount [ug/L]	Grp	Name
8.342	BBA	82.64048	5.81247	480.34498		HMX
12.661	VV	95.25452	4.97101	473.51149		RDX
13.311	VBA	208.45702	2.34596	489.03102		1,3,5-Trinitrobenzene
15.581	BV	127.92105	3.62105	463.20895		1,2-Dinitrobenzene
16.523	VV	293.31110	1.62979	478.03549		1,3-Dinitrobenzene
17.739	VBA	187.12964	2.52498	472.49908		Nitrobenzene
21.771	BV	206.06027	2.39601	493.72206		2,4,6-Trinitrotoluene
22.498	VBA	142.28505	3.17096	451.17991		Tetryl
25.349	BV	136.64590	3.76736	514.79363		2,6-Dinitrotoluene
26.663	VV	268.26529	1.83284	491.68860		2,4-Dinitrotoluene
28.848	VBA	106.74114	4.55503	486.20915		2-Nitrotoluene
31.418	BV	92.40003	5.41746	500.57383		4-Nitrotoluene
33.748	VV	136.70828	3.99085	545.58242		3-Nitrotoluene
34.531	VV	98.78281	4.20263	415.14762		4-Amino-2,6-Dinitrotoluene
37.103	VBA	177.66602	2.76090	490.51815		2-Amino-4,6-Dinitrotoluene

Totals : 7246.04637

==========

*** End of Report ***

Data File C:\CHEM32\1\DATA\033121\033121 2021-03-31 17-17-02\5L028018.D
Sample Name: S1C0592-CAL1

==========

Acq. Operator : JWR
Seq. Line : 1
Acq. Instrument : HPLC5
Location : Vial 1
Injection Date : 3/31/2021 5:19:58 PM
Inj : 1
Inj Volume : 100 µl
Acq. Method : C:\Chem32\1\DATA\033121\033121 2021-03-31 17-17-02\8330PLUS-PETN.M
Last changed : 3/31/2021 5:16:20 PM by JWR
Analysis Method : C:\CHEM32\1\METHODS\8330PLUS-PETNDA.M
Last changed : 4/1/2021 1:29:43 PM by JWR
Method Info : OVD-SOP#HPLC02: 8330PLUS-PETN Calibration 03/31/2021

Sample Info : 1 (2500ppb "OC")

==========

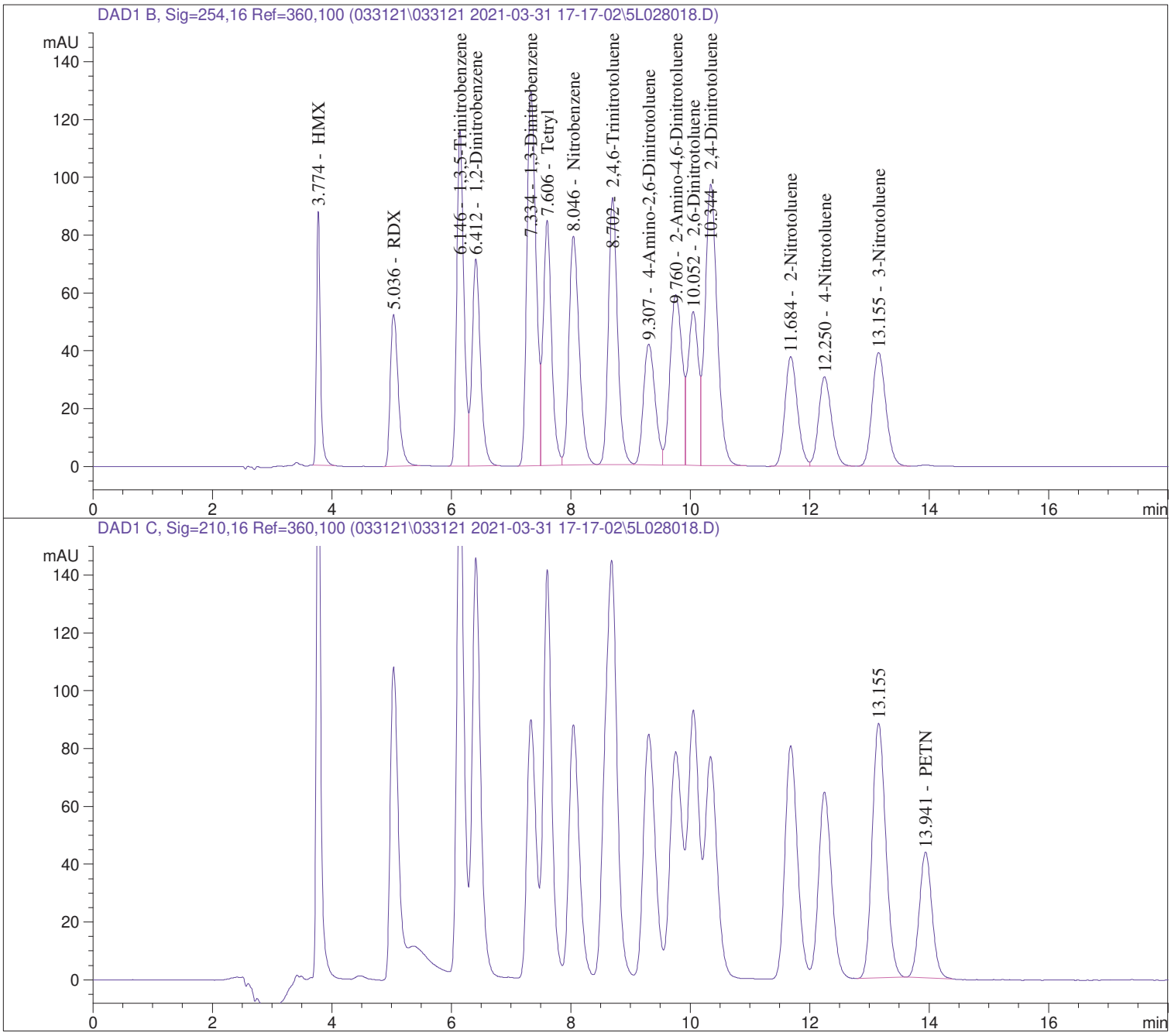

Data File C:\CHEM32\1\DATA\033121\033121 2021-03-31 17-17-02\5L028018.D
Sample Name: S1C0592-CAL1

==========

Acq. Operator : JWR
Seq. Line : 1
Acq. Instrument : HPLC5
Location : Vial 1
Injection Date : 3/31/2021 5:19:58 PM
Inj : 1
Inj Volume : 100 µl
Acq. Method : C:\Chem32\1\DATA\033121\033121 2021-03-31 17-17-02\8330PLUS-PETN.M
Last changed : 3/31/2021 5:16:20 PM by JWR
Analysis Method : C:\CHEM32\1\METHODS\8330PLUS-PETNDA.M
Last changed : 4/1/2021 1:29:43 PM by JWR
Method Info : OVD-SOP#HPLC02: 8330PLUS-PETN Calibration 03/31/2021

Sample Info : 1 (2500ppb "OC")

==========

==========

External Standard Report

==========

Sorted By : Signal
Calib. Data Modified : Thursday, April 01, 2021 1:29:20 PM
Multiplier : 1.0000
Dilution : 1.0000
Use Multiplier & Dilution Factor with ISTDs

Signal 1: DAD1 B, Sig=254,16 Ref=360,100

RetTime [min]	Type	Area [mAU*s]	Amt/Area	Amount [ug/L]	Grp	Name
3.774	BBA	401.43262	6.23231	2501.85101		HMX
5.036	BBA	488.87799	5.11665	2501.41965		RDX
6.146	BV	952.55750	2.62081	2496.47373		1,3,5-Trinitrobenzene
6.412	VBA	701.76410	3.55065	2491.72194		1,2-Dinitrobenzene
7.334	BV	1376.46179	1.81455	2497.66002		1,3-Dinitrobenzene
7.606	VV	836.55627	2.98512	2497.22158		Tetryl
8.046	VV	942.63885	2.64985	2497.85239		Nitrobenzene
8.702	VV	981.73633	2.54202	2495.59190		2,4,6-Trinitrotoluene
9.307	VV	568.72949	4.38580	2494.33521		4-Amino-2,6-Dinitrotoluene
9.760	VV	833.69977	2.99367	2495.81883		2-Amino-4,6-Dinitrotoluene
10.052	VV	648.46655	3.84958	2496.32524		2,6-Dinitrotoluene
10.344	VBA	1369.59631	1.82249	2496.07988		2,4-Dinitrotoluene
11.684	BV	551.40369	4.52721	2496.31950		2-Nitrotoluene
12.250	VBA	465.89938	5.35603	2495.37023		4-Nitrotoluene
13.155	BBA	623.80353	3.99905	2494.62065		3-Nitrotoluene

Totals : 3.74487e4

Data File C:\CHEM32\1\DATA\033121\033121 2021-03-31 17-17-02\5L028018.D
Sample Name: S1C0592-CAL1

==========

Acq. Operator : JWR
Seq. Line : 1
Acq. Instrument : HPLC5
Location : Vial 1
Injection Date : 3/31/2021 5:19:58 PM
Inj : 1
Inj Volume : 100 µl
Acq. Method : C:\Chem32\1\DATA\033121\033121 2021-03-31 17-17-02\8330PLUS-PETN.M
Last changed : 3/31/2021 5:16:20 PM by JWR
Analysis Method : C:\CHEM32\1\METHODS\8330PLUS-PETNDA.M
Last changed : 4/1/2021 1:29:43 PM by JWR
Method Info : OVD-SOP#HPLC02: 8330PLUS-PETN Calibration 03/31/2021

Sample Info : 1 (2500ppb "OC")

==========

Signal 2: DAD1 C, Sig=210,16 Ref=360,100

RetTime [min]	Type	Area [mAU*s]	Amt/Area	Amount [ug/L]	Grp	Name
13.941	VBA	642.27985	3.88725	2496.70470		PETN

Totals : 2496.70470

==========

*** End of Report ***

Data File C:\CHEM32\1\DATA\033121\033121 2021-03-31 17-17-02\5L028019.D
Sample Name: S1C0592-CAL2

==========

Acq. Operator : JWR
Seq. Line : 2
Acq. Instrument : HPLC5
Location : Vial 2
Injection Date : 3/31/2021 5:58:08 PM
Inj : 1
Inj Volume : 100 µl
Acq. Method : C:\Chem32\1\DATA\033121\033121 2021-03-31 17-17-02\8330PLUS-PETN.M
Last changed : 3/31/2021 5:16:20 PM by JWR
Analysis Method : C:\CHEM32\1\METHODS\8330PLUS-PETNDA.M
Last changed : 4/1/2021 1:36:00 PM by JWR
Method Info : OVD-SOP#HPLC02: 8330PLUS-PETN Calibration 03/31/2021

Sample Info : 1 (1000ppb "OC")

==========

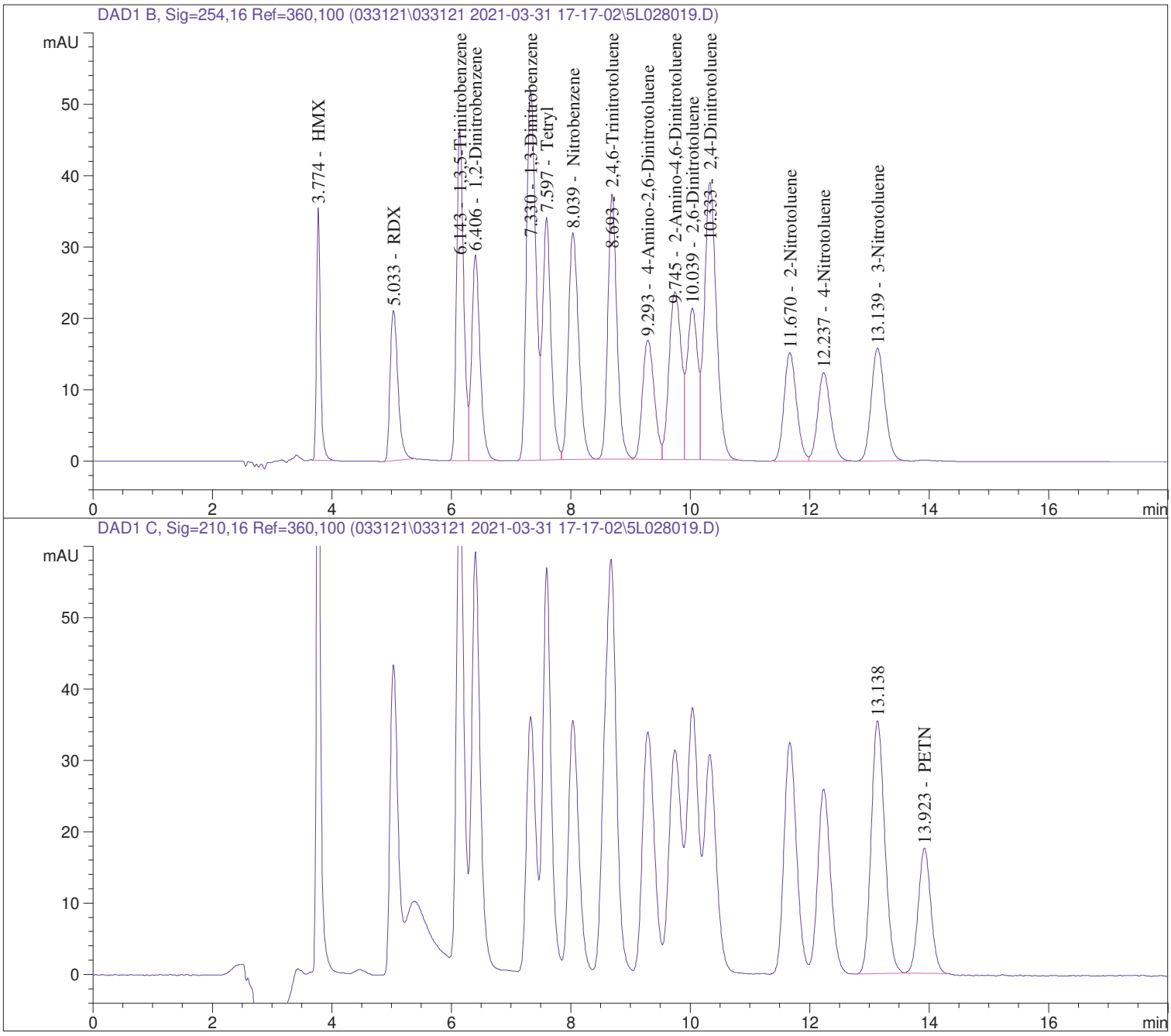

Data File C:\CHEM32\1\DATA\033121\033121 2021-03-31 17-17-02\5L028019.D
Sample Name: S1C0592-CAL2

==========

Acq. Operator : JWR Seq. Line : 2
Acq. Instrument : HPLC5 Location : Vial 2
Injection Date : 3/31/2021 5:58:08 PM Inj : 1
Inj Volume : 100 µl
Acq. Method : C:\Chem32\1\DATA\033121\033121 2021-03-31 17-17-02\8330PLUS-PETN.M
Last changed : 3/31/2021 5:16:20 PM by JWR
Analysis Method : C:\CHEM32\1\METHODS\8330PLUS-PETNDA.M
Last changed : 4/1/2021 1:36:00 PM by JWR
Method Info : OVD-SOP#HPLC02: 8330PLUS-PETN Calibration 03/31/2021

Sample Info : 1 (1000ppb "OC")

==========

==========

External Standard Report

==========

Sorted By : Signal
Calib. Data Modified : Thursday, April 01, 2021 1:35:47 PM
Multiplier : 1.0000
Dilution : 1.0000
Use Multiplier & Dilution Factor with ISTDs

Signal 1: DAD1 B, Sig=254,16 Ref=360,100

RetTime [min]	Type	Area [mAU*s]	Amt/Area	Amount [ug/L]	Grp	Name
3.774	BBA	161.08388	6.22246	1002.33774		HMX
5.033	BBA	193.63412	5.15472	998.13016		RDX
6.143	BV	382.05386	2.62083	1001.29861		1,3,5-Trinitrobenzene
6.406	VBA	282.42734	3.55151	1003.04423		1,2-Dinitrobenzene
7.330	BV	551.94391	1.81436	1001.42245		1,3-Dinitrobenzene
7.597	VV	335.85779	2.98477	1002.45793		Tetryl
8.039	VV	378.40817	2.64873	1002.30290		Nitrobenzene
8.693	VV	394.46201	2.53878	1001.45120		2,4,6-Trinitrotoluene
9.293	VV	227.96896	4.38810	1000.35068		4-Amino-2,6-Dinitrotoluene
9.745	VV	334.11481	2.99516	1000.72766		2-Amino-4,6-Dinitrotoluene
10.039	VV	259.43198	3.84932	998.63721		2,6-Dinitrotoluene
10.333	VBA	546.90057	1.82373	997.39691		2,4-Dinitrotoluene
11.670	BV	221.43564	4.52612	1002.24422		2-Nitrotoluene
12.237	VBA	186.97565	5.35900	1002.00327		4-Nitrotoluene
13.139	BBA	249.97932	4.00098	1000.16265		3-Nitrotoluene

Totals : 1.50140e4

Data File C:\CHEM32\1\DATA\033121\033121 2021-03-31 17-17-02\5L028019.D
Sample Name: S1C0592-CAL2

==========

Acq. Operator : JWR Seq. Line : 2
Acq. Instrument : HPLC5 Location : Vial 2
Injection Date : 3/31/2021 5:58:08 PM Inj : 1
Inj Volume : 100 µl
Acq. Method : C:\Chem32\1\DATA\033121\033121 2021-03-31 17-17-02\8330PLUS-PETN.M
Last changed : 3/31/2021 5:16:20 PM by JWR
Analysis Method : C:\CHEM32\1\METHODS\8330PLUS-PETNDA.M
Last changed : 4/1/2021 1:36:00 PM by JWR
Method Info : OVD-SOP#HPLC02: 8330PLUS-PETN Calibration 03/31/2021

Sample Info : 1 (1000ppb "OC")

==========

Signal 2: DAD1 C, Sig=210,16 Ref=360,100

RetTime [min]	Type	Area [mAU*s]	Amt/Area	Amount [ug/L]	Grp	Name
13.923	VBA	256.02823	3.87923	993.19317		PETN

Totals : 993.19317

==========

*** End of Report ***

Data File C:\CHEM32\1\DATA\033121\033121 2021-03-31 17-17-02\5L028020.D
Sample Name: S1C0592-CAL3

==========

Acq. Operator : JWR
Seq. Line : 3
Acq. Instrument : HPLC5
Location : Vial 3
Injection Date : 3/31/2021 6:36:17 PM
Inj : 1
Inj Volume : 100 µl
Acq. Method : C:\Chem32\1\DATA\033121\033121 2021-03-31 17-17-02\8330PLUS-PETN.M
Last changed : 3/31/2021 5:16:20 PM by JWR
Analysis Method : C:\CHEM32\1\METHODS\8330PLUS-PETNDA.M
Last changed : 4/1/2021 1:44:40 PM by JWR
Method Info : OVD-SOP#HPLC02: 8330PLUS-PETN Calibration 03/31/2021

Sample Info : 1 (500ppb "OC")

==========

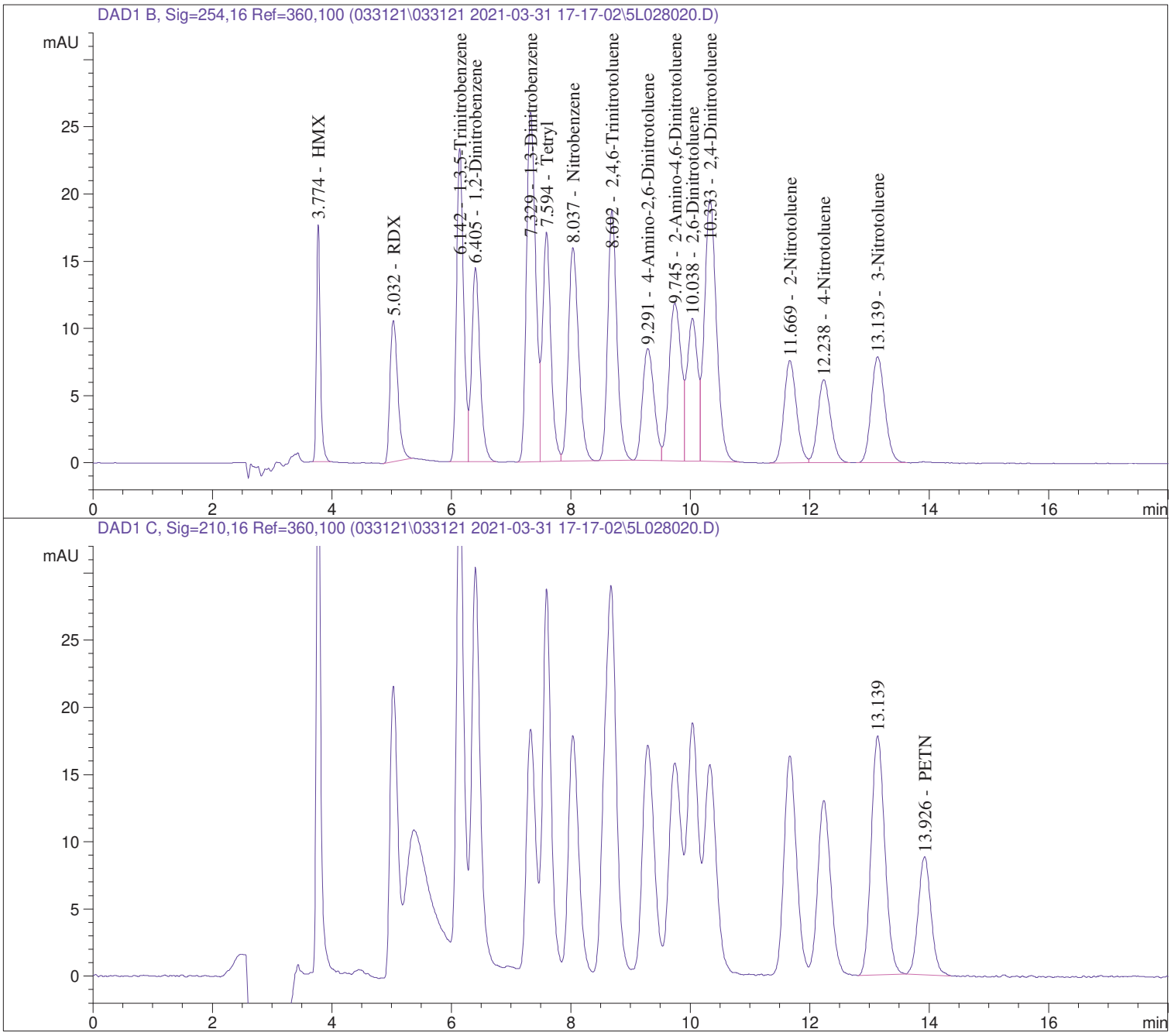

Data File C:\CHEM32\1\DATA\033121\033121 2021-03-31 17-17-02\5L028020.D
Sample Name: S1C0592-CAL3

==========

Acq. Operator : JWR
Seq. Line : 3
Acq. Instrument : HPLC5
Location : Vial 3
Injection Date : 3/31/2021 6:36:17 PM
Inj : 1
Inj Volume : 100 µl
Acq. Method : C:\Chem32\1\DATA\033121\033121 2021-03-31 17-17-02\8330PLUS-PETN.M
Last changed : 3/31/2021 5:16:20 PM by JWR
Analysis Method : C:\CHEM32\1\METHODS\8330PLUS-PETNDA.M
Last changed : 4/1/2021 1:44:40 PM by JWR
Method Info : OVD-SOP#HPLC02: 8330PLUS-PETN Calibration 03/31/2021

Sample Info : 1 (500ppb "OC")

==========

==========

External Standard Report

==========

Sorted By : Signal
Calib. Data Modified : Thursday, April 01, 2021 1:44:11 PM
Multiplier : 1.0000
Dilution : 1.0000
Use Multiplier & Dilution Factor with ISTDs

Signal 1: DAD1 B, Sig=254,16 Ref=360,100

RetTime [min]	Type	Area [mAU*s]	Amt/Area	Amount [ug/L]	Grp	Name
3.774	BBA	80.08501	6.20582	496.99338		HMX
5.032	BBA	95.71388	5.19120	496.87018		RDX
6.142	BV	191.43898	2.62104	501.76904		1,3,5-Trinitrobenzene
6.405	VBA	140.95694	3.55430	501.00273		1,2-Dinitrobenzene
7.329	BV	276.37772	1.81403	501.35750		1,3-Dinitrobenzene
7.594	VV	167.94156	2.98418	501.16806		Tetryl
8.037	VV	188.99406	2.64687	500.24199		Nitrobenzene
8.692	VV	196.51489	2.53526	498.21660		2,4,6-Trinitrotoluene
9.291	VV	112.32190	4.39893	494.09672		4-Amino-2,6-Dinitrotoluene
9.745	VV	166.28029	2.99877	498.63662		2-Amino-4,6-Dinitrotoluene
10.038	VV	129.84868	3.84893	499.77866		2,6-Dinitrotoluene
10.333	VBA	274.59357	1.82468	501.04554		2,4-Dinitrotoluene
11.669	BV	110.90678	4.52421	501.76597		2-Nitrotoluene
12.238	VBA	93.20029	5.36331	499.86182		4-Nitrotoluene
13.139	BBA	125.27073	4.00249	501.39488		3-Nitrotoluene

Totals : 7494.19971

Data File C:\CHEM32\1\DATA\033121\033121 2021-03-31 17-17-02\5L028020.D
Sample Name: S1C0592-CAL3

==========

Acq. Operator : JWR
Seq. Line : 3
Acq. Instrument : HPLC5
Location : Vial 3
Injection Date : 3/31/2021 6:36:17 PM
Inj : 1
Inj Volume : 100 µl
Acq. Method : C:\Chem32\1\DATA\033121\033121 2021-03-31 17-17-02\8330PLUS-PETN.M
Last changed : 3/31/2021 5:16:20 PM by JWR
Analysis Method : C:\CHEM32\1\METHODS\8330PLUS-PETNDA.M
Last changed : 4/1/2021 1:44:40 PM by JWR
Method Info : OVD-SOP#HPLC02: 8330PLUS-PETN Calibration 03/31/2021

Sample Info : 1 (500ppb "OC")

==========

Signal 2: DAD1 C, Sig=210,16 Ref=360,100

RetTime [min]	Type	Area [mAU*s]	Amt/Area	Amount [ug/L]	Grp	Name
13.926	VBA	130.54089	3.86709	504.81388		PETN

Totals : 504.81388

==========

*** End of Report ***

Data File C:\CHEM32\1\DATA\033121\033121 2021-03-31 17-17-02\5L028021.D
Sample Name: S1C0592-CAL4

==========

Acq. Operator : JWR
Seq. Line : 4
Acq. Instrument : HPLC5
Location : Vial 4
Injection Date : 3/31/2021 7:14:27 PM
Inj : 1
Inj Volume : 100 µl
Acq. Method : C:\Chem32\1\DATA\033121\033121 2021-03-31 17-17-02\8330PLUS-PETN.M
Last changed : 3/31/2021 5:16:20 PM by JWR
Analysis Method : C:\CHEM32\1\METHODS\8330PLUS-PETNDA.M
Last changed : 4/1/2021 1:51:34 PM by JWR
Method Info : OVD-SOP#HPLC02: 8330PLUS-PETN Calibration 03/31/2021

Sample Info : 1 (100ppb "OC")

==========

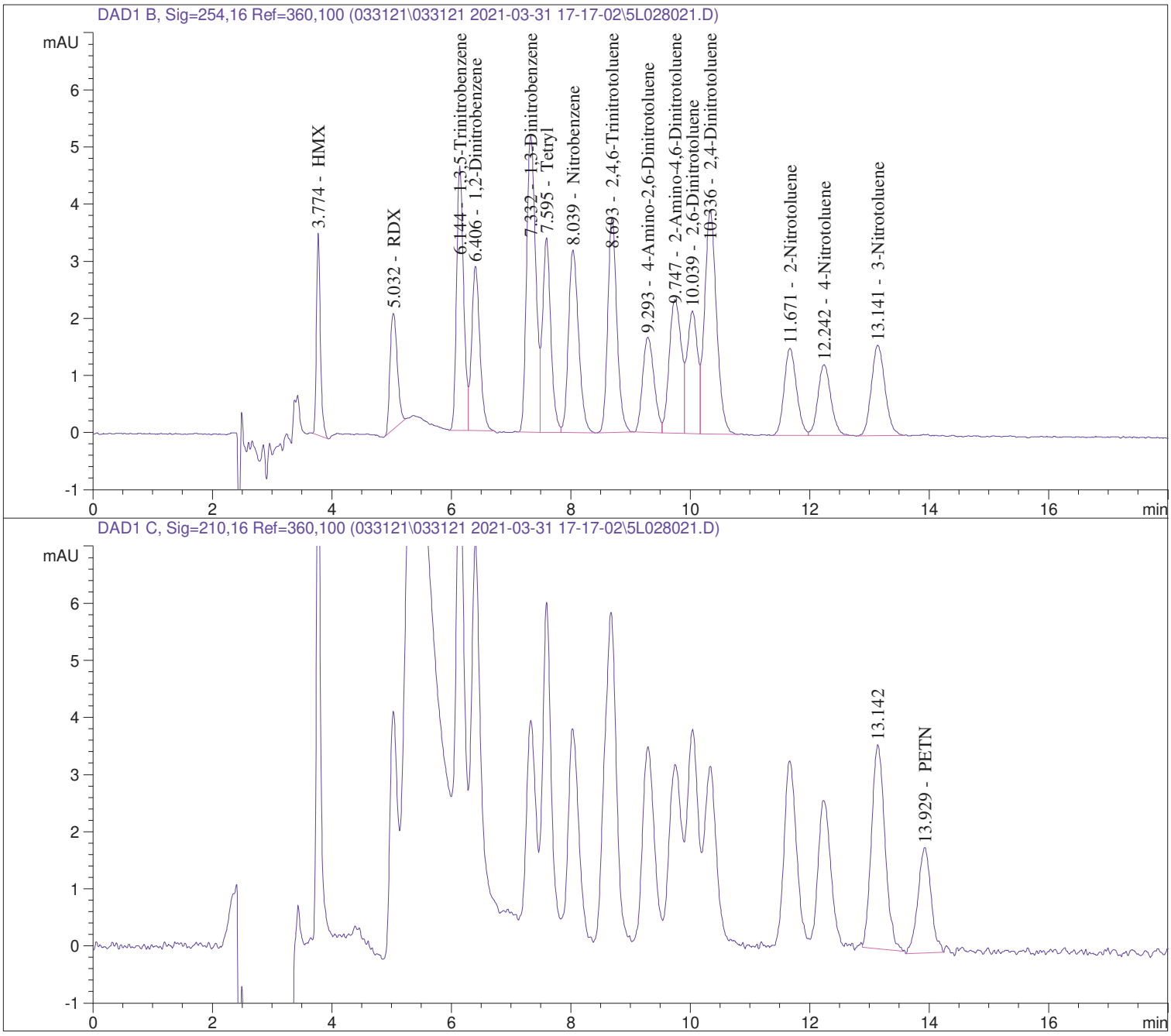

Data File C:\CHEM32\1\DATA\033121\033121 2021-03-31 17-17-02\5L028021.D
Sample Name: S1C0592-CAL4

==========

Acq. Operator : JWR Seq. Line : 4
Acq. Instrument : HPLC5 Location : Vial 4
Injection Date : 3/31/2021 7:14:27 PM Inj : 1
Inj Volume : 100 µl
Acq. Method : C:\Chem32\1\DATA\033121\033121 2021-03-31 17-17-02\8330PLUS-PETN.M
Last changed : 3/31/2021 5:16:20 PM by JWR
Analysis Method : C:\CHEM32\1\METHODS\8330PLUS-PETNDA.M
Last changed : 4/1/2021 1:51:34 PM by JWR
Method Info : OVD-SOP#HPLC02: 8330PLUS-PETN Calibration 03/31/2021

Sample Info : 1 (100ppb "OC")

==========

==========

External Standard Report

==========

Sorted By : Signal
Calib. Data Modified : Thursday, April 01, 2021 1:51:26 PM
Multiplier : 1.0000
Dilution : 1.0000
Use Multiplier & Dilution Factor with ISTDs

Signal 1: DAD1 B, Sig=254,16 Ref=360,100

RetTime [min]	Type	Area [mAU*s]	Amt/Area	Amount [ug/L]	Grp	Name
3.774	BBA	16.25403	6.07624	98.76336		HMX
5.032	BV	17.06433	5.52341	94.25324		RDX
6.144	BV	38.05835	2.62107	99.75356		1,3,5-Trinitrobenzene
6.406	VBA	27.81739	3.56127	99.06532		1,2-Dinitrobenzene
7.332	BV	55.00174	1.81140	99.63012		1,3-Dinitrobenzene
7.595	VV	33.26986	2.97936	99.12300		Tetryl
8.039	VBA	37.84610	2.63181	99.60385		Nitrobenzene
8.693	BV	39.96470	2.49166	99.57832		2,4,6-Trinitrotoluene
9.293	VV	22.35393	4.41265	98.64008		4-Amino-2,6-Dinitrotoluene
9.747	VV	32.91534	3.00463	98.89826		2-Amino-4,6-Dinitrotoluene
10.039	VV	26.27336	3.82335	100.45235		2,6-Dinitrotoluene
10.336	VV	54.97282	1.82102	100.10647		2,4-Dinitrotoluene
11.671	BV	22.05132	4.50461	99.33264		2-Nitrotoluene
12.242	VBA	18.71122	5.37800	100.62903		4-Nitrotoluene
13.141	BBA	25.17490	3.99678	100.61858		3-Nitrotoluene

Totals : 1488.44818

Data File C:\CHEM32\1\DATA\033121\033121 2021-03-31 17-17-02\5L028021.D
Sample Name: S1C0592-CAL4

==========

Acq. Operator : JWR
Seq. Line : 4
Acq. Instrument : HPLC5
Location : Vial 4
Injection Date : 3/31/2021 7:14:27 PM
Inj : 1
Inj Volume : 100 µl
Acq. Method : C:\Chem32\1\DATA\033121\033121 2021-03-31 17-17-02\8330PLUS-PETN.M
Last changed : 3/31/2021 5:16:20 PM by JWR
Analysis Method : C:\CHEM32\1\METHODS\8330PLUS-PETNDA.M
Last changed : 4/1/2021 1:51:34 PM by JWR
Method Info : OVD-SOP#HPLC02: 8330PLUS-PETN Calibration 03/31/2021

Sample Info : 1 (100ppb "OC")

==========

Signal 2: DAD1 C, Sig=210,16 Ref=360,100

RetTime [min]	Type	Area [mAU*s]	Amt/Area	Amount [ug/L]	Grp	Name
13.929	BV	28.28012	3.77267	106.69142		PETN

Totals : 106.69142

==========

*** End of Report ***

Data File C:\CHEM32\1\DATA\033121\033121 2021-03-31 17-17-02\5L028022.D
Sample Name: S1C0592-CAL5

==========

Acq. Operator : JWR
Seq. Line : 5
Acq. Instrument : HPLC5
Location : Vial 5
Injection Date : 3/31/2021 7:52:41 PM
Inj : 1
Inj Volume : 100 µl
Acq. Method : C:\Chem32\1\DATA\033121\033121 2021-03-31 17-17-02\8330PLUS-PETN.M
Last changed : 3/31/2021 5:16:20 PM by JWR
Analysis Method : C:\CHEM32\1\METHODS\8330PLUS-PETNDA.M
Last changed : 4/1/2021 1:59:02 PM by JWR
Method Info : OVD-SOP#HPLC02: 8330PLUS-PETN Calibration 03/31/2021

Sample Info : 1 (50ppb "OC")

==========

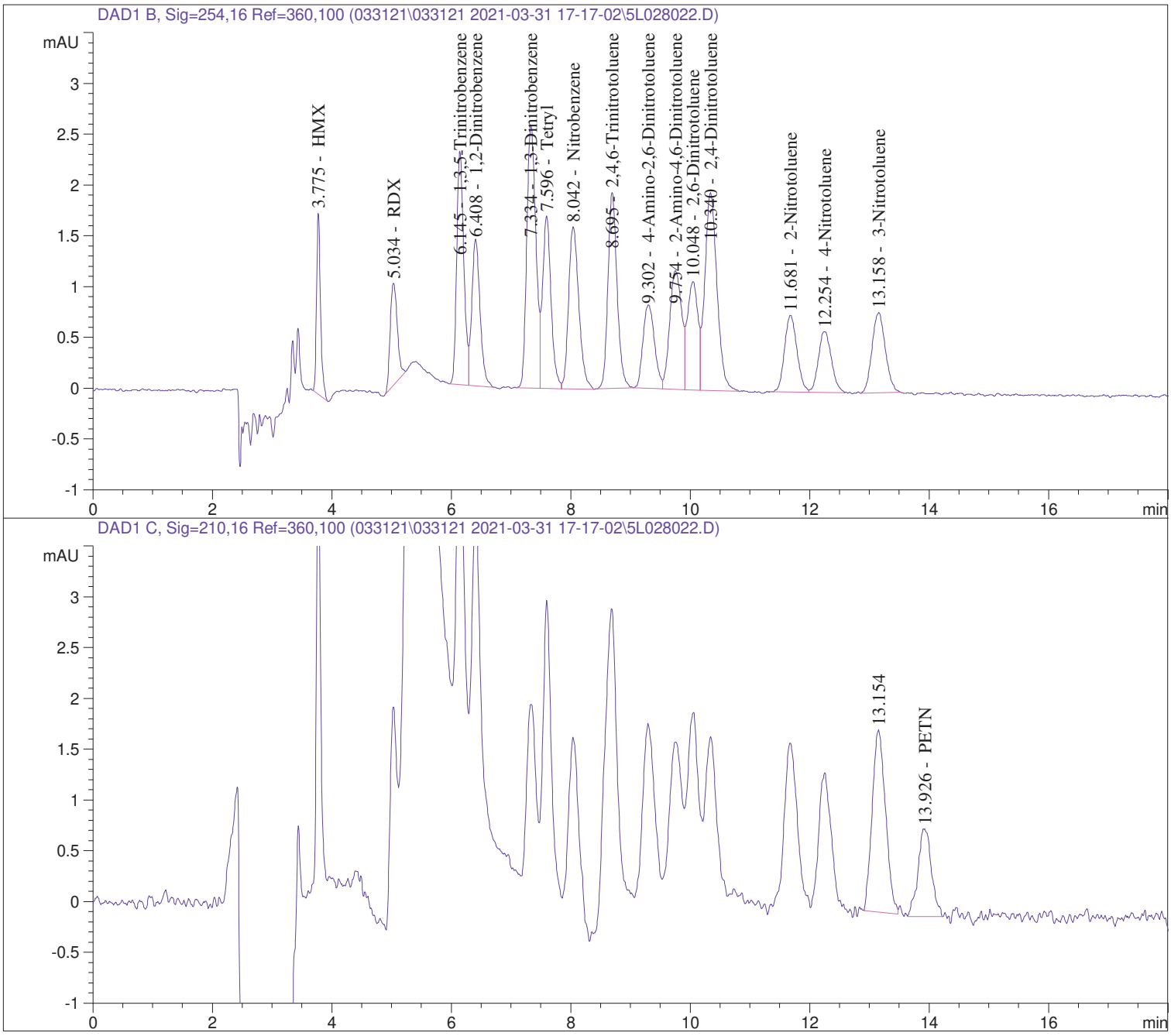

Data File C:\CHEM32\1\DATA\033121\033121 2021-03-31 17-17-02\5L028022.D
Sample Name: S1C0592-CAL5

==========

Acq. Operator : JWR Seq. Line : 5
Acq. Instrument : HPLC5 Location : Vial 5
Injection Date : 3/31/2021 7:52:41 PM Inj : 1
Inj Volume : 100 µl
Acq. Method : C:\Chem32\1\DATA\033121\033121 2021-03-31 17-17-02\8330PLUS-PETN.M
Last changed : 3/31/2021 5:16:20 PM by JWR
Analysis Method : C:\CHEM32\1\METHODS\8330PLUS-PETNDA.M
Last changed : 4/1/2021 1:59:02 PM by JWR
Method Info : OVD-SOP#HPLC02: 8330PLUS-PETN Calibration 03/31/2021

Sample Info : 1 (50ppb "OC")

==========

==========

External Standard Report

==========

Sorted By : Signal
Calib. Data Modified : Thursday, April 01, 2021 1:58:47 PM
Multiplier : 1.0000
Dilution : 1.0000
Use Multiplier & Dilution Factor with ISTDs

Signal 1: DAD1 B, Sig=254,16 Ref=360,100

RetTime [min]	Type	Area [mAU*s]	Amt/Area	Amount [ug/L]	Grp	Name
3.775	BBA	8.32549	5.92131	49.29784		HMX
5.034	BV	8.30998	5.94938	49.43924		RDX
6.145	BV	19.06912	2.62078	49.97593		1,3,5-Trinitrobenzene
6.408	VBA	13.95521	3.56701	49.77843		1,2-Dinitrobenzene
7.334	BV	27.56360	1.80813	49.83863		1,3-Dinitrobenzene
7.596	VV	16.75534	2.97346	49.82130		Tetryl
8.042	VBA	19.11004	2.61340	49.94216		Nitrobenzene
8.695	BV	20.51253	2.45593	50.37731		2,4,6-Trinitrotoluene
9.302	VV	11.09603	4.48418	49.75660		4-Amino-2,6-Dinitrotoluene
9.754	VV	16.35461	3.02611	49.49077		2-Amino-4,6-Dinitrotoluene
10.048	VV	13.24879	3.80289	50.38366		2,6-Dinitrotoluene
10.340	VBA	27.64654	1.81913	50.29264		2,4-Dinitrotoluene
11.681	BV	11.02797	4.47895	49.39368		2-Nitrotoluene
12.254	VF	9.19717	5.39875	49.65317		4-Nitrotoluene
13.158	VBA	12.29011	4.01137	49.30013		3-Nitrotoluene

Totals : 746.74148

Data File C:\CHEM32\1\DATA\033121\033121 2021-03-31 17-17-02\5L028022.D
Sample Name: S1C0592-CAL5

==========

Acq. Operator : JWR
Seq. Line : 5
Acq. Instrument : HPLC5
Location : Vial 5
Injection Date : 3/31/2021 7:52:41 PM
Inj : 1
Inj Volume : 100 µl
Acq. Method : C:\Chem32\1\DATA\033121\033121 2021-03-31 17-17-02\8330PLUS-PETN.M
Last changed : 3/31/2021 5:16:20 PM by JWR
Analysis Method : C:\CHEM32\1\METHODS\8330PLUS-PETNDA.M
Last changed : 4/1/2021 1:59:02 PM by JWR
Method Info : OVD-SOP#HPLC02: 8330PLUS-PETN Calibration 03/31/2021

Sample Info : 1 (50ppb "OC")

==========

Signal 2: DAD1 C, Sig=210,16 Ref=360,100

RetTime [min]	Type	Area [mAU*s]	Amt/Area	Amount [ug/L]	Grp	Name
13.926	VV	13.58046	3.64219	49.46260		PETN

Totals : 49.46260

==========

*** End of Report ***

Data File C:\CHEM32\1\DATA\033121\033121 2021-03-31 17-17-02\5L028023.D
Sample Name: S1C0592-CAL6

==========

Acq. Operator : JWR
Seq. Line : 6
Acq. Instrument : HPLC5
Location : Vial 6
Injection Date : 3/31/2021 8:30:49 PM
Inj : 1
Inj Volume : 100 µl
Acq. Method : C:\Chem32\1\DATA\033121\033121 2021-03-31 17-17-02\8330PLUS-PETN.M
Last changed : 3/31/2021 5:16:20 PM by JWR
Analysis Method : C:\CHEM32\1\METHODS\8330PLUS-PETNDA.M
Last changed : 4/1/2021 2:08:06 PM by JWR
Method Info : OVD-SOP#HPLC02: 8330PLUS-PETN Calibration 03/31/2021

Sample Info : 1 (25ppb "OC")

==========

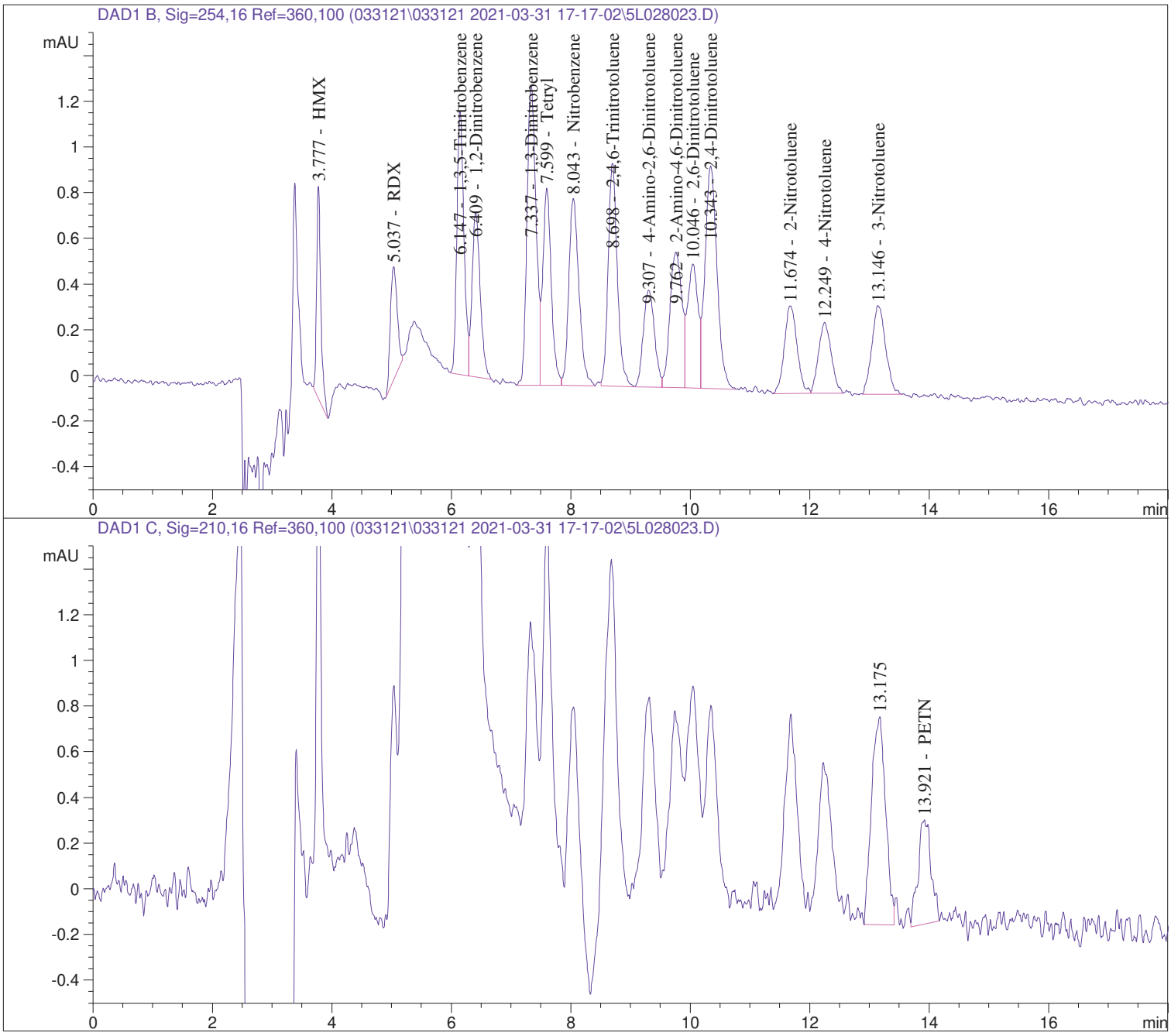

Data File C:\CHEM32\1\DATA\033121\033121 2021-03-31 17-17-02\5L028023.D
Sample Name: S1C0592-CAL6

==========

Acq. Operator : JWR
Seq. Line : 6
Acq. Instrument : HPLC5
Location : Vial 6
Injection Date : 3/31/2021 8:30:49 PM
Inj : 1
Inj Volume : 100 µl
Acq. Method : C:\Chem32\1\DATA\033121\033121 2021-03-31 17-17-02\8330PLUS-PETN.M
Last changed : 3/31/2021 5:16:20 PM by JWR
Analysis Method : C:\CHEM32\1\METHODS\8330PLUS-PETNDA.M
Last changed : 4/1/2021 2:08:06 PM by JWR
Method Info : OVD-SOP#HPLC02: 8330PLUS-PETN Calibration 03/31/2021

Sample Info : 1 (25ppb "OC")

==========

==========

External Standard Report

==========

Sorted By : Signal
Calib. Data Modified : Thursday, April 01, 2021 2:07:58 PM
Multiplier : 1.0000
Dilution : 1.0000
Use Multiplier & Dilution Factor with ISTDs

Signal 1: DAD1 B, Sig=254,16 Ref=360,100

RetTime [min]	Type	Area [mAU*s]	Amt/Area	Amount [ug/L]	Grp	Name
3.777	BBA	4.54842	5.65757	25.73302		HMX
5.037	BV	3.88141	6.90521	26.80196		RDX
6.147	BV	9.48840	2.62717	24.92762		1,3,5-Trinitrobenzene
6.409	VBA	6.87514	3.63047	24.95995		1,2-Dinitrobenzene
7.337	BV	13.92734	1.80172	25.09317		1,3-Dinitrobenzene
7.599	VV	8.51359	2.96194	25.21675		Tetryl
8.043	VV	9.73033	2.57754	25.08036		Nitrobenzene
8.698	VV	10.41791	2.37778	24.77146		2,4,6-Trinitrotoluene
9.307	VV	5.56906	4.56995	25.45031		4-Amino-2,6-Dinitrotoluene
9.762	VV	8.34248	3.05317	25.47102		2-Amino-4,6-Dinitrotoluene
10.046	VV	6.58004	3.74916	24.66962		2,6-Dinitrotoluene
10.343	VBA	13.67817	1.81242	24.79054		2,4-Dinitrotoluene
11.674	BV	5.72113	4.43241	25.35839		2-Nitrotoluene
12.249	VV	4.59418	5.43801	24.98317		4-Nitrotoluene
13.146	BBA	6.22419	4.02293	25.03947		3-Nitrotoluene

Totals : 378.34679

Data File C:\CHEM32\1\DATA\033121\033121 2021-03-31 17-17-02\5L028023.D
Sample Name: S1C0592-CAL6

==========

Acq. Operator : JWR
Seq. Line : 6
Acq. Instrument : HPLC5
Location : Vial 6
Injection Date : 3/31/2021 8:30:49 PM
Inj : 1
Inj Volume : 100 µl
Acq. Method : C:\Chem32\1\DATA\033121\033121 2021-03-31 17-17-02\8330PLUS-PETN.M
Last changed : 3/31/2021 5:16:20 PM by JWR
Analysis Method : C:\CHEM32\1\METHODS\8330PLUS-PETNDA.M
Last changed : 4/1/2021 2:08:06 PM by JWR
Method Info : OVD-SOP#HPLC02: 8330PLUS-PETN Calibration 03/31/2021

Sample Info : 1 (25ppb "OC")

==========

Signal 2: DAD1 C, Sig=210,16 Ref=360,100

RetTime [min]	Type	Area [mAU*s]	Amt/Area	Amount [ug/L]	Grp	Name
13.921	VV	6.92459	3.40091	23.54989		PETN

Totals : 23.54989

==========

*** End of Report ***

Data File C:\CHEM32\1\DATA\033121\033121 2021-03-31 17-17-02\5L028024.D
Sample Name: S1C0592-ICV1

==========

Acq. Operator : JWR
Seq. Line : 7
Acq. Instrument : HPLC5
Location : Vial 7
Injection Date : 3/31/2021 9:09:05 PM
Inj : 1
Inj Volume : 100 µl
Acq. Method : C:\Chem32\1\DATA\033121\033121 2021-03-31 17-17-02\8330PLUS-PETN.M
Last changed : 3/31/2021 5:16:20 PM by JWR
Analysis Method : C:\CHEM32\1\METHODS\8330PLUS-PETNDA.M
Last changed : 4/1/2021 2:15:16 PM by JWR
Method Info : OVD-SOP#HPLC02: 8330PLUS-PETN Calibration 03/31/2021

Sample Info : 1 (500ppb "OC")

==========

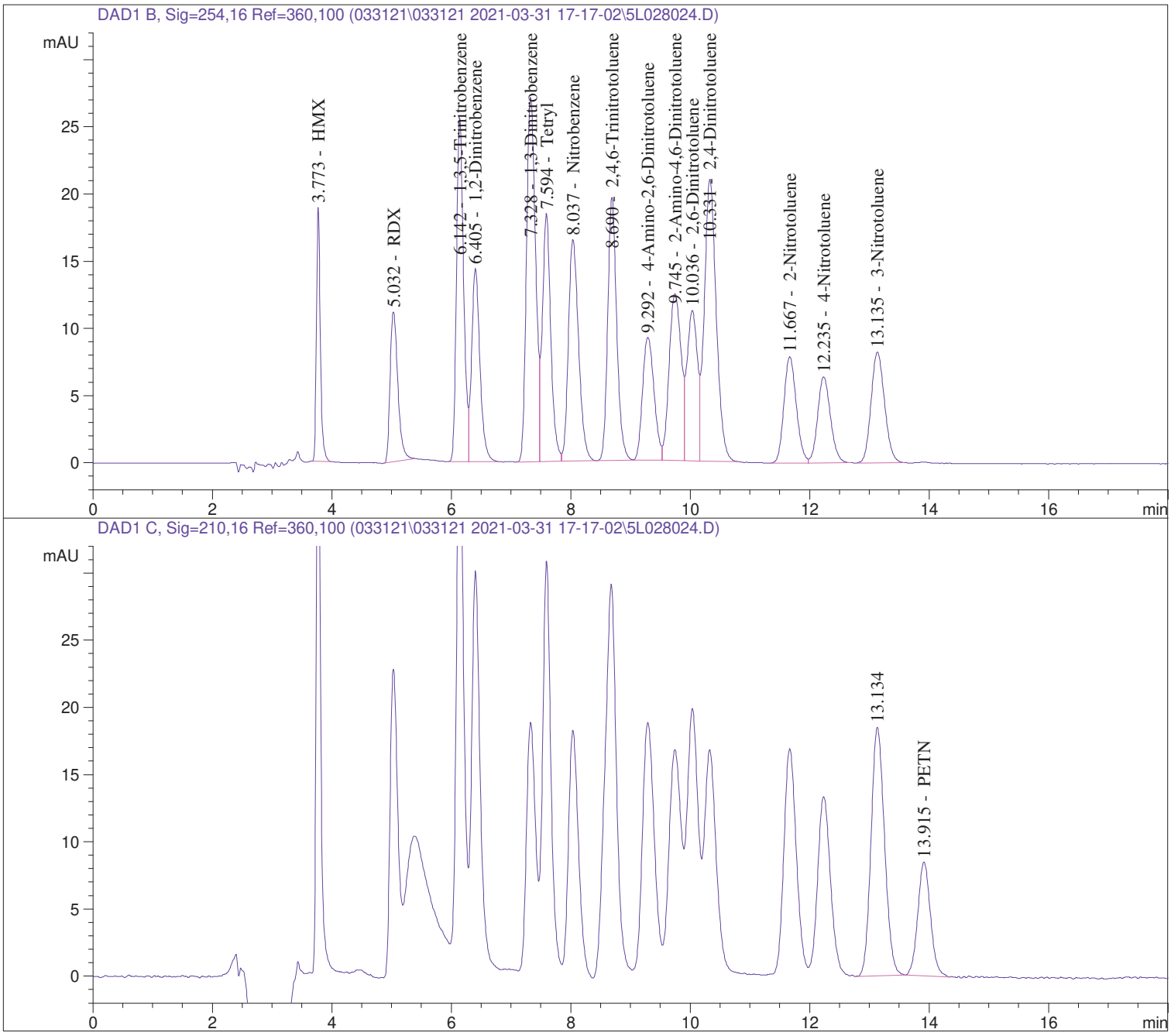

Data File C:\CHEM32\1\DATA\033121\033121 2021-03-31 17-17-02\5L028024.D
Sample Name: S1C0592-ICV1

==========

Acq. Operator : JWR Seq. Line : 7
Acq. Instrument : HPLC5 Location : Vial 7
Injection Date : 3/31/2021 9:09:05 PM Inj : 1
Inj Volume : 100 µl
Acq. Method : C:\Chem32\1\DATA\033121\033121 2021-03-31 17-17-02\8330PLUS-PETN.M
Last changed : 3/31/2021 5:16:20 PM by JWR
Analysis Method : C:\CHEM32\1\METHODS\8330PLUS-PETNDA.M
Last changed : 4/1/2021 2:15:16 PM by JWR
Method Info : OVD-SOP#HPLC02: 8330PLUS-PETN Calibration 03/31/2021

Sample Info : 1 (500ppb "OC")

==========

==========

External Standard Report

==========

Sorted By : Signal
Calib. Data Modified : Thursday, April 01, 2021 2:07:58 PM
Multiplier : 1.0000
Dilution : 1.0000
Use Multiplier & Dilution Factor with ISTDs

Signal 1: DAD1 B, Sig=254,16 Ref=360,100

RetTime [min]	Type	Area [mAU*s]	Amt/Area	Amount [ug/L]	Grp	Name
3.773	BBA	85.31631	6.20793	529.63732		HMX
5.032	BBA	101.02442	5.18751	524.06501		RDX
6.142	BV	209.65569	2.62145	549.60136		1,3,5-Trinitrobenzene
6.405	VBA	140.17809	3.55790	498.73915		1,2-Dinitrobenzene
7.328	BV	285.53278	1.81405	517.97052		1,3-Dinitrobenzene
7.594	VV	180.80354	2.98425	539.56337		Tetryl
8.037	VV	195.01576	2.64695	516.19683		Nitrobenzene
8.690	VV	204.95653	2.53798	520.17608		2,4,6-Trinitrotoluene
9.292	VV	122.23077	4.40560	538.50010		4-Amino-2,6-Dinitrotoluene
9.745	VV	173.77637	3.00058	521.42947		2-Amino-4,6-Dinitrotoluene
10.036	VV	136.12360	3.85074	524.17653		2,6-Dinitrotoluene
10.331	VBA	292.16922	1.82508	533.23240		2,4-Dinitrotoluene
11.667	BV	114.41425	4.52428	517.64205		2-Nitrotoluene
12.235	VBA	96.13129	5.36331	515.58217		4-Nitrotoluene
13.135	BBA	129.34666	4.00411	517.91789		3-Nitrotoluene

Totals : 7864.43025

Data File C:\CHEM32\1\DATA\033121\033121 2021-03-31 17-17-02\5L028024.D
Sample Name: S1C0592-ICV1

==========

Acq. Operator : JWR
Seq. Line : 7
Acq. Instrument : HPLC5
Location : Vial 7
Injection Date : 3/31/2021 9:09:05 PM
Inj : 1
Inj Volume : 100 µl
Acq. Method : C:\Chem32\1\DATA\033121\033121 2021-03-31 17-17-02\8330PLUS-PETN.M
Last changed : 3/31/2021 5:16:20 PM by JWR
Analysis Method : C:\CHEM32\1\METHODS\8330PLUS-PETNDA.M
Last changed : 4/1/2021 2:15:16 PM by JWR
Method Info : OVD-SOP#HPLC02: 8330PLUS-PETN Calibration 03/31/2021

Sample Info : 1 (500ppb "OC")

==========

Signal 2: DAD1 C, Sig=210,16 Ref=360,100

RetTime [min]	Type	Area [mAU*s]	Amt/Area	Amount [ug/L]	Grp	Name
13.915	VV	125.10968	3.86596	483.66903		PETN

Totals : 483.66903

==========

*** End of Report ***

Data File C:\CHEM32\1\DATA\033121\033121 2021-03-31 17-17-02\5L028035.D
Sample Name: S1C0592-CCV1

==========

Acq. Operator : JWR
Seq. Line : 18
Acq. Instrument : HPLC5
Location : Vial 3
Injection Date : 4/1/2021 4:09:11 AM
Inj : 1
Inj Volume : 100 µl
Acq. Method : C:\Chem32\1\DATA\033121\033121 2021-03-31 17-17-02\8330PLUS-PETN.M
Last changed : 3/31/2021 5:16:20 PM by JWR
Analysis Method : C:\CHEM32\1\METHODS\8330PLUS-PETNDA.M
Last changed : 4/1/2021 2:34:24 PM by JWR
Method Info : OVD-SOP#HPLC02: 8330PLUS-PETN Calibration 03/31/2021

Sample Info : 1 (500ppb "OC")

==========

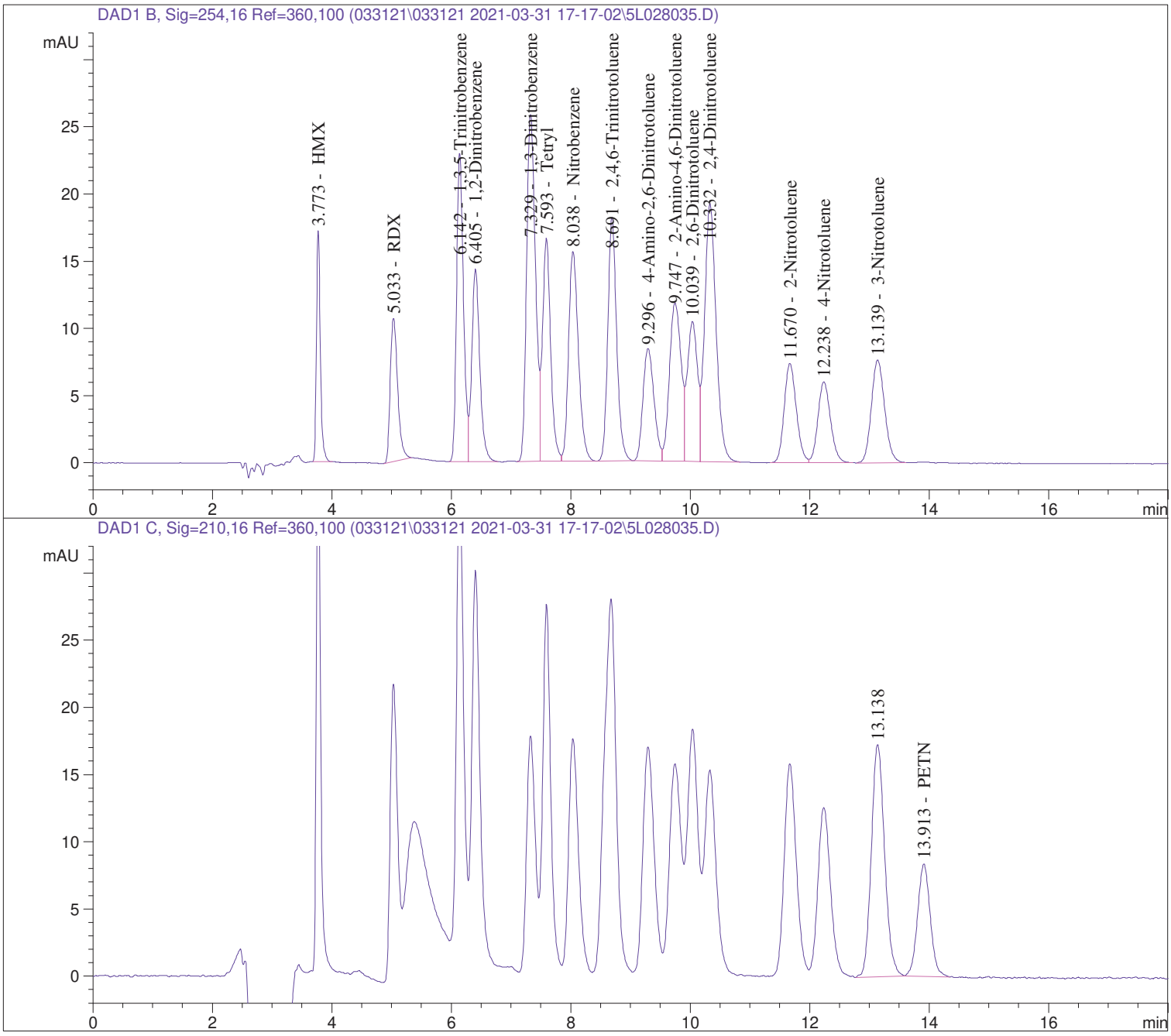

Data File C:\CHEM32\1\DATA\033121\033121 2021-03-31 17-17-02\5L028035.D
Sample Name: S1C0592-CCV1

==========

Acq. Operator : JWR
Seq. Line : 18
Acq. Instrument : HPLC5
Location : Vial 3
Injection Date : 4/1/2021 4:09:11 AM
Inj : 1
Inj Volume : 100 µl
Acq. Method : C:\Chem32\1\DATA\033121\033121 2021-03-31 17-17-02\8330PLUS-PETN.M
Last changed : 3/31/2021 5:16:20 PM by JWR
Analysis Method : C:\CHEM32\1\METHODS\8330PLUS-PETNDA.M
Last changed : 4/1/2021 2:34:24 PM by JWR
Method Info : OVD-SOP#HPLC02: 8330PLUS-PETN Calibration 03/31/2021

Sample Info : 1 (500ppb "OC")

==========

==========

External Standard Report

==========

Sorted By : Signal
Calib. Data Modified : Thursday, April 01, 2021 2:07:58 PM
Multiplier : 1.0000
Dilution : 1.0000
Use Multiplier & Dilution Factor with ISTDs

Signal 1: DAD1 B, Sig=254,16 Ref=360,100

RetTime [min]	Type	Area [mAU*s]	Amt/Area	Amount [ug/L]	Grp	Name
3.773	BBA	76.40760	6.20431	474.05657		HMX
5.033	BBA	91.13274	5.19496	473.43070		RDX
6.142	BV	183.02959	2.62149	479.80966		1,3,5-Trinitrobenzene
6.405	VBA	134.24673	3.55806	477.65821		1,2-Dinitrobenzene
7.329	BV	264.33792	1.81400	479.50861		1,3-Dinitrobenzene
7.593	VV	158.78760	2.98410	473.83797		Tetryl
8.038	VV	178.90425	2.64662	473.49175		Nitrobenzene
8.691	VV	186.73866	2.53715	473.78316		2,4,6-Trinitrotoluene
9.296	VV	108.01854	4.40663	475.99819		4-Amino-2,6-Dinitrotoluene
9.747	VV	159.98570	3.00081	480.08609		2-Amino-4,6-Dinitrotoluene
10.039	VV	124.20621	3.85024	478.22431		2,6-Dinitrotoluene
10.332	VBA	260.42609	1.82500	475.27888		2,4-Dinitrotoluene
11.670	BV	104.65101	4.52383	473.42322		2-Nitrotoluene
12.238	VBA	88.57510	5.36363	475.08424		4-Nitrotoluene
13.139	BBA	118.32587	4.00420	473.79996		3-Nitrotoluene

Totals : 7137.47152

Data File C:\CHEM32\1\DATA\033121\033121 2021-03-31 17-17-02\5L028035.D
Sample Name: S1C0592-CCV1

==========

Acq. Operator : JWR Seq. Line : 18
Acq. Instrument : HPLC5 Location : Vial 3
Injection Date : 4/1/2021 4:09:11 AM Inj : 1
Inj Volume : 100 µl
Acq. Method : C:\Chem32\1\DATA\033121\033121 2021-03-31 17-17-02\8330PLUS-PETN.M
Last changed : 3/31/2021 5:16:20 PM by JWR
Analysis Method : C:\CHEM32\1\METHODS\8330PLUS-PETNDA.M
Last changed : 4/1/2021 2:34:24 PM by JWR
Method Info : OVD-SOP#HPLC02: 8330PLUS-PETN Calibration 03/31/2021

Sample Info : 1 (500ppb "OC")

==========

Signal 2: DAD1 C, Sig=210,16 Ref=360,100

RetTime [min]	Type	Area [mAU*s]	Amt/Area	Amount [ug/L]	Grp	Name
13.913	VBA	123.50488	3.86561	477.42119		PETN

Totals : 477.42119

==========

*** End of Report ***

Data File C:\CHEM32\1\DATA\033121\033121 2021-03-31 17-45-20\6L0008553.D
Sample Name: S1C0593-CAL1

==========

Acq. Operator : JWR
Seq. Line : 1
Acq. Instrument : HPLC6
Location : 1
Injection Date : 3/31/2021 5:48:08 PM
Inj : 1
Inj Volume : 100.000 µl
Acq. Method : C:\Chem32\1\Data\033121\033121 2021-03-31 17-45-20\8330.M
Last changed : 3/31/2021 5:45:20 PM by JWR
Analysis Method : C:\CHEM32\1\METHODS\8330DATA.M
Last changed : 4/1/2021 10:38:56 PM by JWR
Method Info : OVD-SOP#HPLC02 : 8330 Calibration 03/31/2021

Sample Info : 1 (2500ppb)

==========

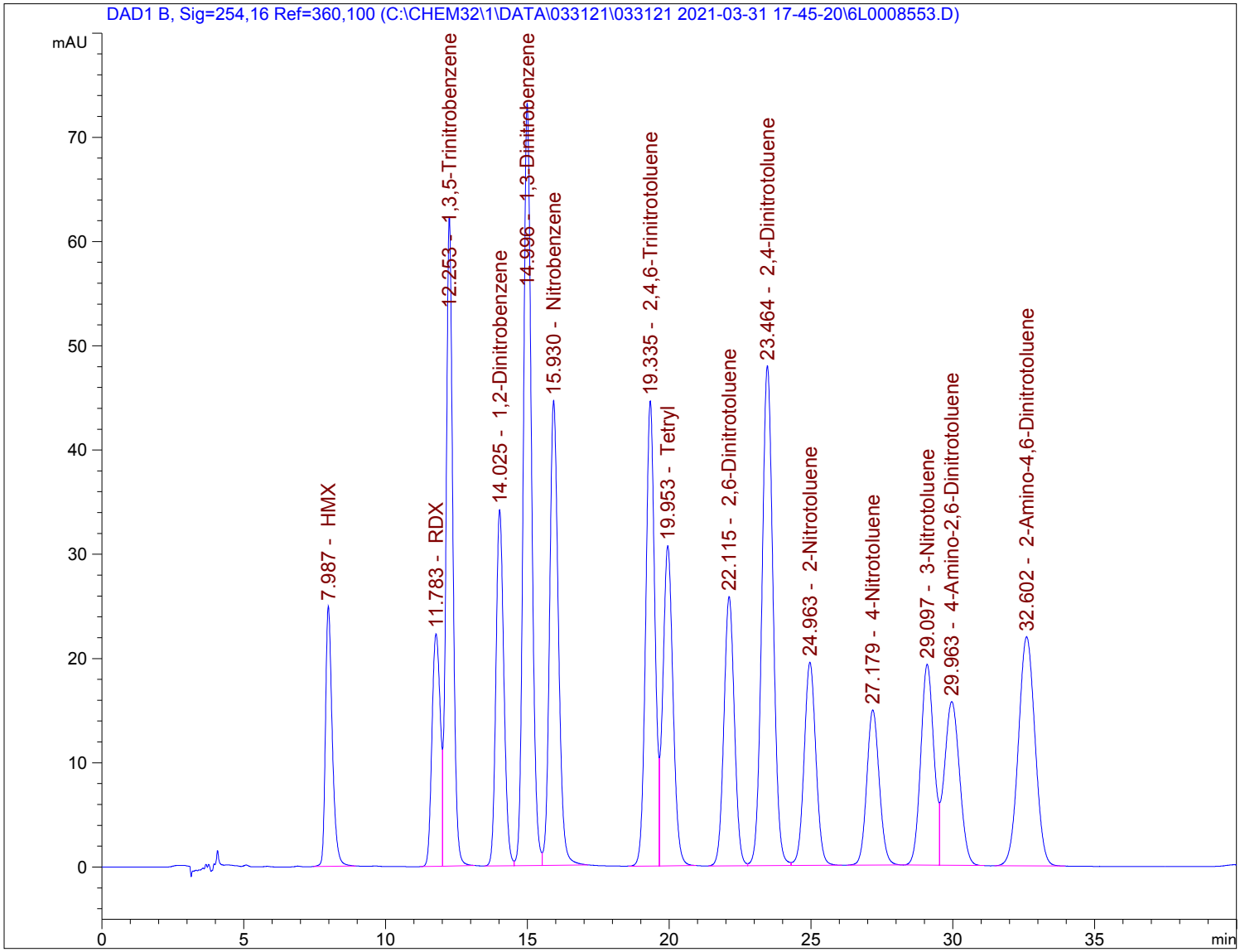

Data File C:\CHEM32\1\DATA\033121\033121 2021-03-31 17-45-20\6L0008553.D
Sample Name: S1C0593-CAL1

==========

Acq. Operator : JWR
Seq. Line : 1
Acq. Instrument : HPLC6
Location : 1
Injection Date : 3/31/2021 5:48:08 PM
Inj : 1
Inj Volume : 100.000 µl
Acq. Method : C:\Chem32\1\Data\033121\033121 2021-03-31 17-45-20\8330.M
Last changed : 3/31/2021 5:45:20 PM by JWR
Analysis Method : C:\CHEM32\1\METHODS\8330DATA.M
Last changed : 4/1/2021 10:38:56 PM by JWR
Method Info : OVD-SOP#HPLC02 : 8330 Calibration 03/31/2021

Sample Info : 1 (2500ppb)

==========

==========

External Standard Report

==========

Sorted By : Signal
Calib. Data Modified : Thursday, April 01, 2021 10:38:43 PM
Multiplier : 1.0000
Dilution : 1.0000
Do not use Multiplier & Dilution Factor with ISTDs

Signal 1: DAD1 B, Sig=254,16 Ref=360,100

RetTime [min]	Type	Area [mAU*s]	Amt/Area	Amount [ug/L]	Grp	Name
7.987	BBA	416.07462	5.97442	2485.80326		HMX
11.783	BV	452.15326	5.51525	2493.73795		RDX
12.253	VBA	1040.80347	2.39860	2496.46757		1,3,5-Trinitrobenzene
14.025	BV	660.51001	3.78005	2496.75850		1,2-Dinitrobenzene
14.996	VV	1461.89624	1.70752	2496.22043		1,3-Dinitrobenzene
15.930	VBA	960.26160	2.59951	2496.20510		Nitrobenzene
19.335	VV	997.40802	2.50204	2495.55960		2,4,6-Trinitrotoluene
19.953	VBA	762.61792	3.28012	2501.48145		Tetryl
22.115	BV	663.05798	3.76543	2496.70066		2,6-Dinitrotoluene
23.464	VV	1317.32104	1.89532	2496.74177		2,4-Dinitrotoluene
24.963	VBA	561.99573	4.44535	2498.27018		2-Nitrotoluene
27.179	BV	457.93475	5.45137	2496.37160		4-Nitrotoluene
29.097	VV	623.39941	4.00420	2496.21832		3-Nitrotoluene
29.963	VBA	584.76221	4.27422	2499.40518		4-Amino-2,6-Dinitrotoluene
32.602	BBA	894.48169	2.79030	2495.86808		2-Amino-4,6-Dinitrotoluene

Totals : 3.74418e4

1 Warnings or Errors :

Warning : Calibration warnings (see calibration table listing)

==========

*** End of Report ***

Data File C:\CHEM32\1\DATA\033121\033121 2021-03-31 17-45-20\6L0008554.D
Sample Name: S1C0593-CAL2

==========

Acq. Operator : JWR
Seq. Line : 2
Acq. Instrument : HPLC6
Location : 2
Injection Date : 3/31/2021 6:40:58 PM
Inj : 1
Inj Volume : 100.000 µl
Acq. Method : C:\Chem32\1\Data\033121\033121 2021-03-31 17-45-20\8330.M
Last changed : 3/31/2021 5:45:20 PM by JWR
Analysis Method : C:\CHEM32\1\METHODS\8330DATA.M
Last changed : 4/1/2021 10:50:09 PM by JWR
Method Info : OVD-SOP#HPLC02 : 8330 Calibration 03/31/2021

Sample Info : 1 (1000ppb)

==========

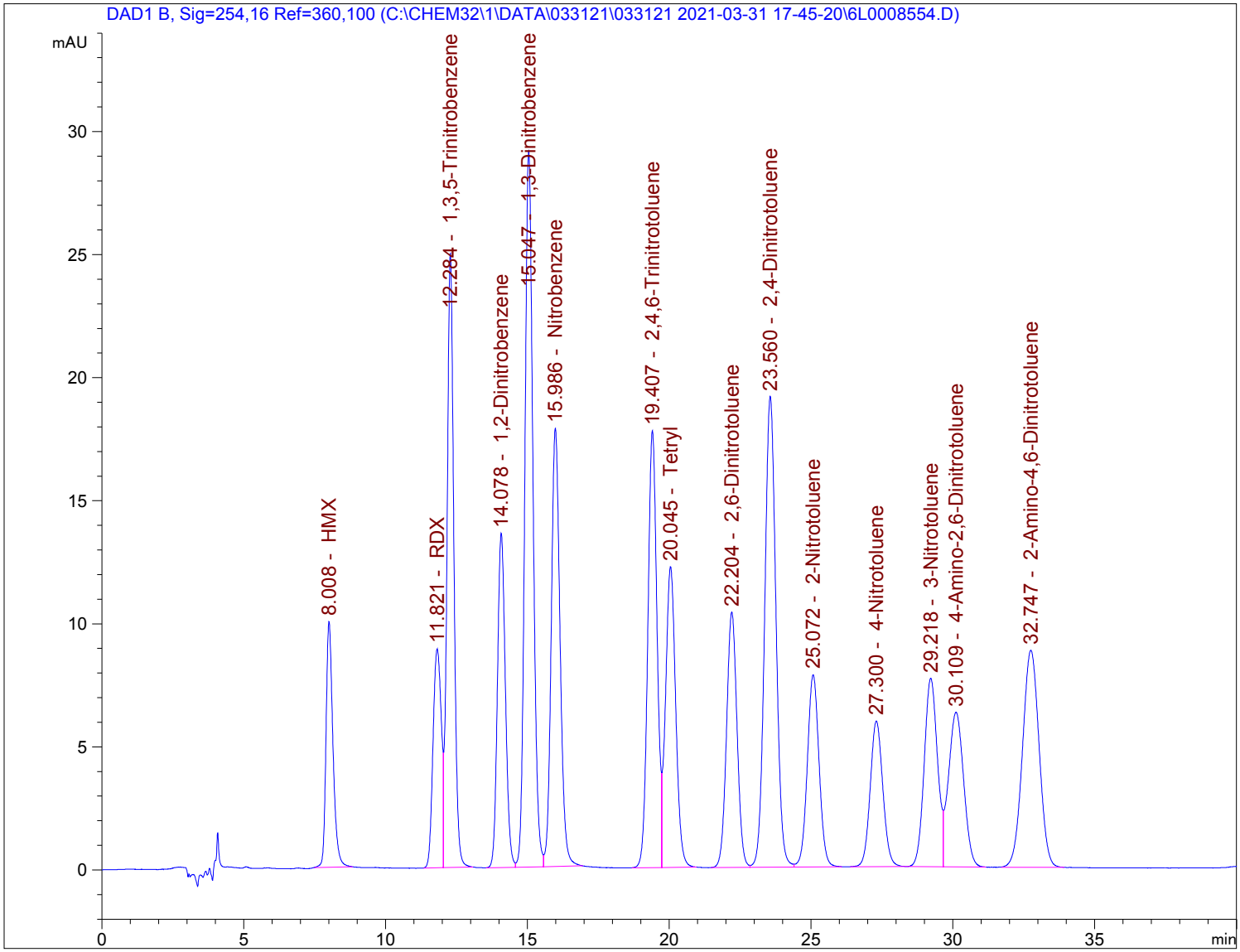

Data File C:\CHEM32\1\DATA\033121\033121 2021-03-31 17-45-20\6L0008554.D
Sample Name: S1C0593-CAL2

==========

Acq. Operator : JWR
Seq. Line : 2
Acq. Instrument : HPLC6
Location : 2
Injection Date : 3/31/2021 6:40:58 PM
Inj : 1
Inj Volume : 100.000 µl
Acq. Method : C:\Chem32\1\Data\033121\033121 2021-03-31 17-45-20\8330.M
Last changed : 3/31/2021 5:45:20 PM by JWR
Analysis Method : C:\CHEM32\1\METHODS\8330DATA.M
Last changed : 4/1/2021 10:50:09 PM by JWR
Method Info : OVD-SOP#HPLC02 : 8330 Calibration 03/31/2021

Sample Info : 1 (1000ppb)

==========

==========

External Standard Report

==========

Sorted By : Signal
Calib. Data Modified : Thursday, April 01, 2021 10:49:55 PM
Multiplier : 1.0000
Dilution : 1.0000
Do not use Multiplier & Dilution Factor with ISTDs

Signal 1: DAD1 B, Sig=254,16 Ref=360,100

RetTime [min]	Type	Area [mAU*s]	Amt/Area	Amount [ug/L]	Grp	Name
8.008	BBA	168.58925	5.94969	1003.05426		HMX
11.821	BV	181.19002	5.52040	1000.24121		RDX
12.284	VBA	418.22992	2.39788	1002.86469		1,3,5-Trinitrobenzene
14.078	BV	265.00568	3.78077	1001.92454		1,2-Dinitrobenzene
15.047	VV	586.66351	1.70797	1002.00483		1,3-Dinitrobenzene
15.986	VBA	383.66293	2.60363	998.91488		Nitrobenzene
19.407	VV	401.36154	2.49934	1003.14035		2,4,6-Trinitrotoluene
20.045	VBA	305.48425	3.28413	1003.25027		Tetryl
22.204	BV	266.26199	3.76610	1002.76954		2,6-Dinitrotoluene
23.560	VV	529.12445	1.89546	1002.93394		2,4-Dinitrotoluene
25.072	VBA	225.40410	4.44832	1002.67021		2-Nitrotoluene
27.300	BV	183.38731	5.44908	999.29208		4-Nitrotoluene
29.218	VV	250.53180	4.00371	1003.05705		3-Nitrotoluene
30.109	VBA	234.60602	4.27139	1002.09429		4-Amino-2,6-Dinitrotoluene
32.747	BBA	358.63574	2.79123	1001.03422		2-Amino-4,6-Dinitrotoluene

Totals : 1.50292e4

1 Warnings or Errors :

Warning : Calibration warnings (see calibration table listing)

==========

*** End of Report ***

Data File C:\CHEM32\1\DATA\033121\033121 2021-03-31 17-45-20\6L0008555.D
Sample Name: S1C0593-CAL3

==========

Acq. Operator : JWR
Seq. Line : 3
Acq. Instrument : HPLC6
Location : 3
Injection Date : 3/31/2021 7:33:48 PM
Inj : 1
Inj Volume : 100.000 µl
Acq. Method : C:\Chem32\1\Data\033121\033121 2021-03-31 17-45-20\8330.M
Last changed : 3/31/2021 5:45:20 PM by JWR
Analysis Method : C:\CHEM32\1\METHODS\8330DATA.M
Last changed : 4/1/2021 10:58:49 PM by JWR
Method Info : OVD-SOP#HPLC02 : 8330 Calibration 03/31/2021

Sample Info : 1 (500ppb)

==========

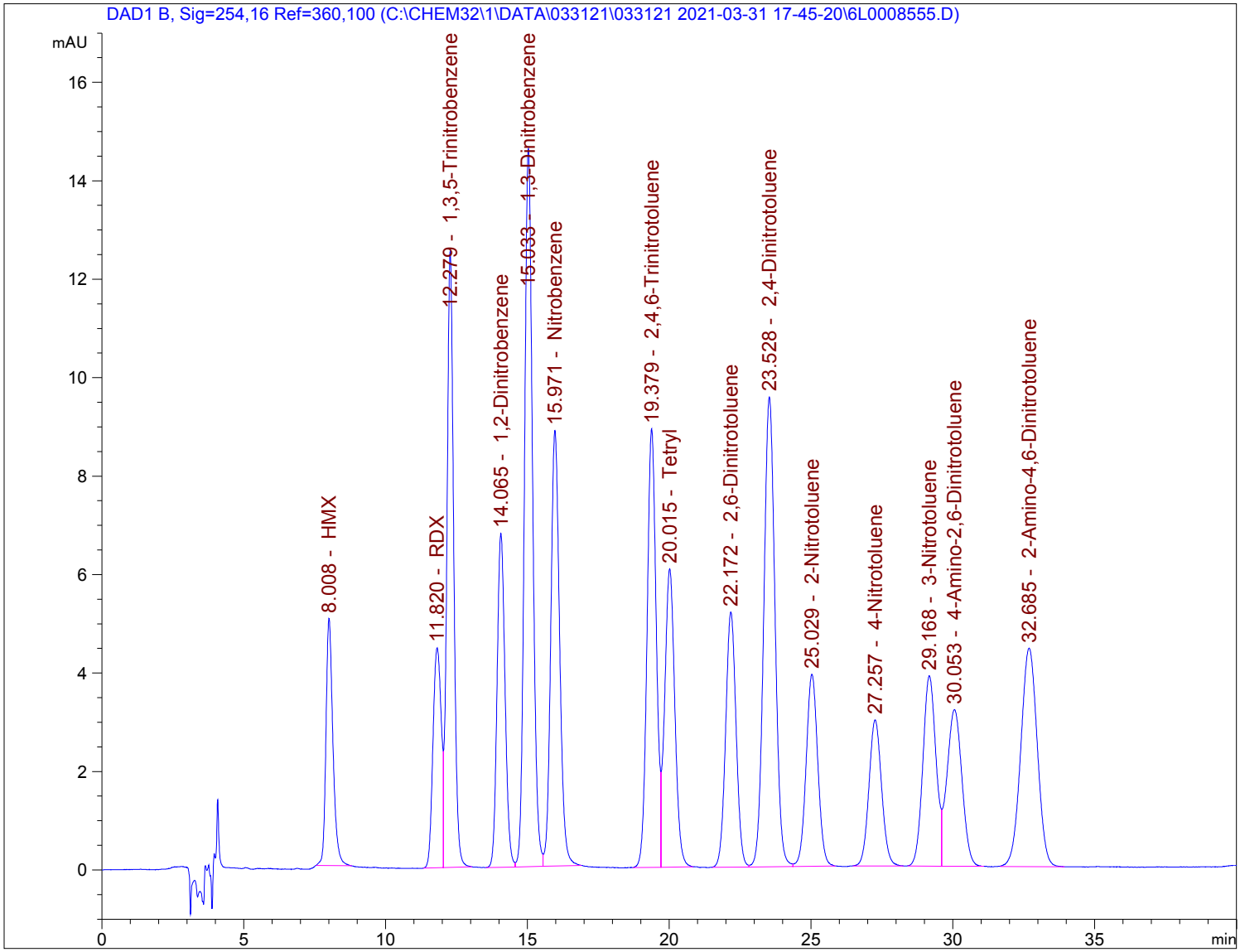

Data File C:\CHEM32\1\DATA\033121\033121 2021-03-31 17-45-20\6L0008555.D
Sample Name: S1C0593-CAL3

==========

Acq. Operator : JWR
Seq. Line : 3
Acq. Instrument : HPLC6
Location : 3
Injection Date : 3/31/2021 7:33:48 PM
Inj : 1
Inj Volume : 100.000 µl
Acq. Method : C:\Chem32\1\Data\033121\033121 2021-03-31 17-45-20\8330.M
Last changed : 3/31/2021 5:45:20 PM by JWR
Analysis Method : C:\CHEM32\1\METHODS\8330DATA.M
Last changed : 4/1/2021 10:58:49 PM by JWR
Method Info : OVD-SOP#HPLC02 : 8330 Calibration 03/31/2021

Sample Info : 1 (500ppb)

==========

==========

External Standard Report

==========

Sorted By : Signal
Calib. Data Modified : Thursday, April 01, 2021 10:58:23 PM
Multiplier : 1.0000
Dilution : 1.0000
Do not use Multiplier & Dilution Factor with ISTDs

Signal 1: DAD1 B, Sig=254,16 Ref=360,100

RetTime [min]	Type	Area [mAU*s]	Amt/Area	Amount [ug/L]	Grp	Name
8.008	BBA	85.52922	5.89311	504.03318		HMX
11.820	BV	90.82465	5.52078	501.42300		RDX
12.279	VBA	209.51237	2.39808	502.42744		1,3,5-Trinitrobenzene
14.065	BV	132.34601	3.78213	500.54972		1,2-Dinitrobenzene
15.033	VV	292.90503	1.70838	500.39400		1,3-Dinitrobenzene
15.971	VBA	191.26222	2.60786	498.78529		Nitrobenzene
19.379	VV	200.41702	2.49580	500.20106		2,4,6-Trinitrotoluene
20.015	VBA	150.90971	3.29078	496.61086		Tetryl
22.172	BV	132.51852	3.76834	499.37475		2,6-Dinitrotoluene
23.528	VV	263.64203	1.89614	499.90297		2,4-Dinitrotoluene
25.029	VBA	111.69813	4.45654	497.78722		2-Nitrotoluene
27.257	BBA	92.20401	5.45025	502.53524		4-Nitrotoluene
29.168	BV	125.15771	4.00387	501.11509		3-Nitrotoluene
30.053	VBA	117.41345	4.26992	501.34598		4-Amino-2,6-Dinitrotoluene
32.685	BBA	179.68408	2.79289	501.83720		2-Amino-4,6-Dinitrotoluene

Totals : 7508.32298

1 Warnings or Errors :

Warning : Calibration warnings (see calibration table listing)

==========

*** End of Report ***

Data File C:\CHEM32\1\DATA\033121\033121 2021-03-31 17-45-20\6L0008556.D
Sample Name: S1C0593-CAL4

==========

Acq. Operator : JWR
Seq. Line : 4
Acq. Instrument : HPLC6
Location : 4
Injection Date : 3/31/2021 8:26:39 PM
Inj : 1
Inj Volume : 100.000 µl
Acq. Method : C:\Chem32\1\Data\033121\033121 2021-03-31 17-45-20\8330.M
Last changed : 3/31/2021 5:45:20 PM by JWR
Analysis Method : C:\CHEM32\1\METHODS\8330DATA.M
Last changed : 4/1/2021 11:14:09 PM by JWR
Method Info : OVD-SOP#HPLC02 : 8330 Calibration 03/31/2021

Sample Info : 1 (100ppb)

==========

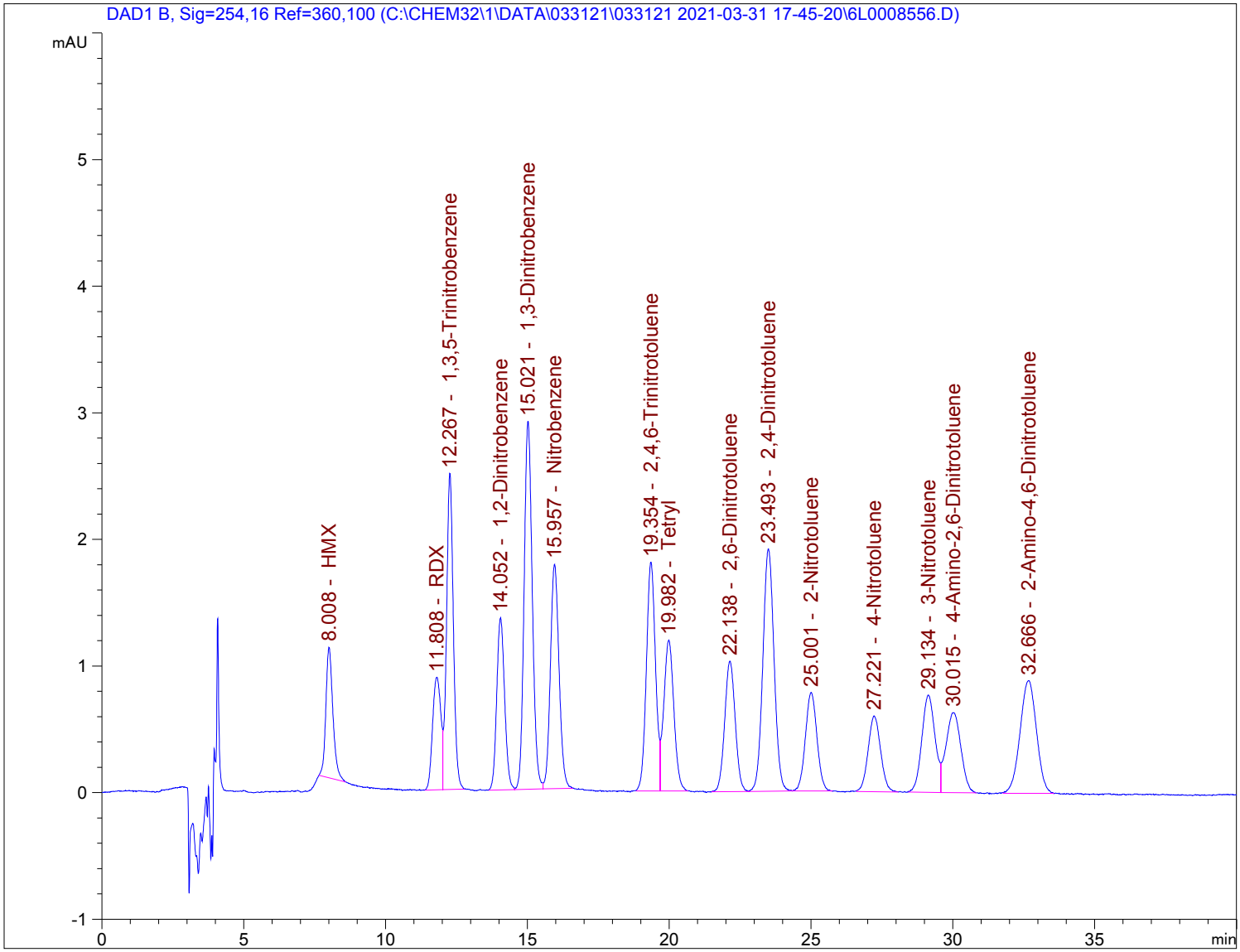

Data File C:\CHEM32\1\DATA\033121\033121 2021-03-31 17-45-20\6L0008556.D
Sample Name: S1C0593-CAL4

==========

Acq. Operator : JWR
Seq. Line : 4
Acq. Instrument : HPLC6
Location : 4
Injection Date : 3/31/2021 8:26:39 PM
Inj : 1
Inj Volume : 100.000 µl
Acq. Method : C:\Chem32\1\Data\033121\033121 2021-03-31 17-45-20\8330.M
Last changed : 3/31/2021 5:45:20 PM by JWR
Analysis Method : C:\CHEM32\1\METHODS\8330DATA.M
Last changed : 4/1/2021 11:14:09 PM by JWR
Method Info : OVD-SOP#HPLC02 : 8330 Calibration 03/31/2021

Sample Info : 1 (100ppb)

==========

==========

External Standard Report

==========

Sorted By : Signal
Calib. Data Modified : Thursday, April 01, 2021 11:13:57 PM
Multiplier : 1.0000
Dilution : 1.0000
Do not use Multiplier & Dilution Factor with ISTDs

Signal 1: DAD1 B, Sig=254,16 Ref=360,100

RetTime [min]	Type	Area [mAU*s]	Amt/Area	Amount [ug/L]	Grp	Name
8.008	BBA	17.84794	5.57969	99.58604		HMX
11.808	BV	18.11518	5.49977	99.62928		RDX
12.267	VBA	41.63564	2.40159	99.99182		1,3,5-Trinitrobenzene
14.052	BV	26.29048	3.78928	99.62188		1,2-Dinitrobenzene
15.021	VV	58.37860	1.70914	99.77704		1,3-Dinitrobenzene
15.957	VBA	37.55727	2.62347	98.53032		Nitrobenzene
19.354	BV	40.49722	2.46384	99.77887		2,4,6-Trinitrotoluene
19.982	VBA	29.51302	3.35060	98.88631		Tetryl
22.138	BV	26.52874	3.78213	100.33506		2,6-Dinitrotoluene
23.493	VV	52.54412	1.90036	99.85256		2,4-Dinitrotoluene
25.001	VBA	22.09312	4.51139	99.67059		2-Nitrotoluene
27.221	BBA	18.31980	5.43356	99.54176		4-Nitrotoluene
29.134	BV	25.04603	4.00594	100.33290		3-Nitrotoluene
30.015	VBA	23.23747	4.26806	99.17883		4-Amino-2,6-Dinitrotoluene
32.666	BBA	35.86147	2.80429	100.56585		2-Amino-4,6-Dinitrotoluene

Totals : 1495.27910

1 Warnings or Errors :

Warning : Calibration warnings (see calibration table listing)

==========

*** End of Report ***

Data File C:\CHEM32\1\DATA\033121\033121 2021-03-31 17-45-20\6L0008557.D
Sample Name: S1C0593-CAL5

==========

Acq. Operator : JWR
Seq. Line : 5
Acq. Instrument : HPLC6
Location : 5
Injection Date : 3/31/2021 9:19:29 PM
Inj : 1
Inj Volume : 100.000 µl
Acq. Method : C:\Chem32\1\Data\033121\033121 2021-03-31 17-45-20\8330.M
Last changed : 3/31/2021 5:45:20 PM by JWR
Analysis Method : C:\CHEM32\1\METHODS\8330DATA.M
Last changed : 4/1/2021 11:24:01 PM by JWR
Method Info : OVD-SOP#HPLC02 : 8330 Calibration 03/31/2021

Sample Info : 1 (50ppb)

==========

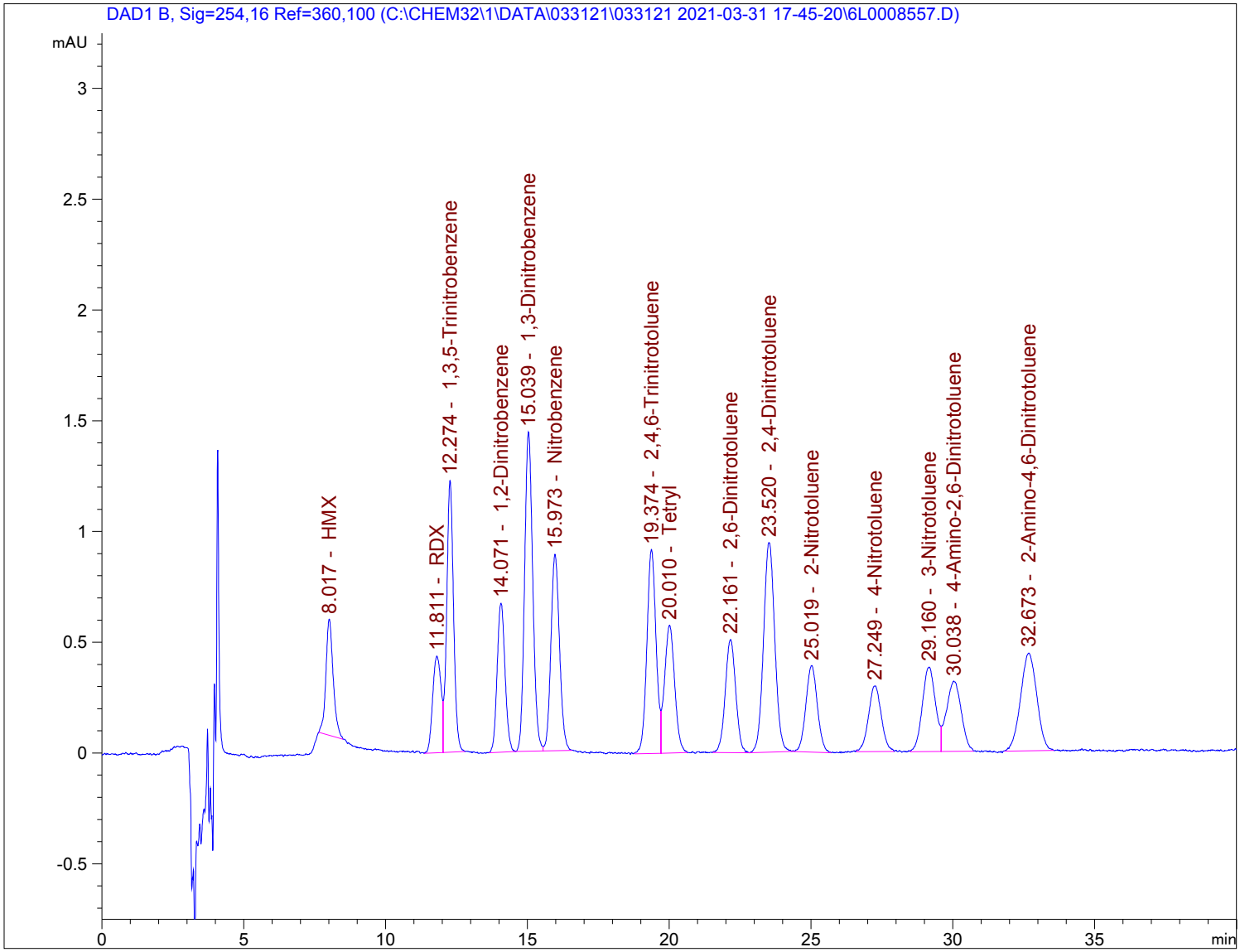

Data File C:\CHEM32\1\DATA\033121\033121 2021-03-31 17-45-20\6L0008557.D
Sample Name: S1C0593-CAL5

==========

Acq. Operator : JWR
Seq. Line : 5
Acq. Instrument : HPLC6
Location : 5
Injection Date : 3/31/2021 9:19:29 PM
Inj : 1
Inj Volume : 100.000 µl
Acq. Method : C:\Chem32\1\Data\033121\033121 2021-03-31 17-45-20\8330.M
Last changed : 3/31/2021 5:45:20 PM by JWR
Analysis Method : C:\CHEM32\1\METHODS\8330DATA.M
Last changed : 4/1/2021 11:24:01 PM by JWR
Method Info : OVD-SOP#HPLC02 : 8330 Calibration 03/31/2021

Sample Info : 1 (50ppb)

==========

==========

External Standard Report

==========

Sorted By : Signal
Calib. Data Modified : Thursday, April 01, 2021 11:23:41 PM
Multiplier : 1.0000
Dilution : 1.0000
Do not use Multiplier & Dilution Factor with ISTDs

Signal 1: DAD1 B, Sig=254,16 Ref=360,100

RetTime [min]	Type	Area [mAU*s]	Amt/Area	Amount [ug/L]	Grp	Name
8.017	BBA	9.34768	5.21503	48.74846		HMX
11.811	BV	8.91248	5.47255	48.77398		RDX
12.274	VBA	20.53619	2.40502	49.38996		1,3,5-Trinitrobenzene
14.071	BV	13.03892	3.80277	49.58407		1,2-Dinitrobenzene
15.039	VV	28.83583	1.71248	49.38085		1,3-Dinitrobenzene
15.973	VBA	18.65527	2.64891	49.41611		Nitrobenzene
19.374	BV	20.75630	2.42719	50.37944		2,4,6-Trinitrotoluene
20.010	VBA	14.38133	3.42678	49.28163		Tetryl
22.161	BV	13.08433	3.79949	49.71378		2,6-Dinitrotoluene
23.520	VV	26.06503	1.90570	49.67213		2,4-Dinitrotoluene
25.019	VB	10.99025	4.57254	50.25340		2-Nitrotoluene
27.249	BBA	9.25493	5.42785	50.23435		4-Nitrotoluene
29.160	BV	12.38534	4.01142	49.68279		3-Nitrotoluene
30.038	VBA	11.50086	4.28271	49.25482		4-Amino-2,6-Dinitrotoluene
32.673	BBA	17.54877	2.82568	49.58718		2-Amino-4,6-Dinitrotoluene

Totals : 743.35295

1 Warnings or Errors :

Warning : Calibration warnings (see calibration table listing)

==========

*** End of Report ***

Data File C:\CHEM32\1\DATA\033121\033121 2021-03-31 17-45-20\6L0008558.D
Sample Name: S1C0593-CAL6

==========

Acq. Operator : JWR
Seq. Line : 6
Acq. Instrument : HPLC6
Location : 6
Injection Date : 3/31/2021 10:12:20 PM
Inj : 1
Inj Volume : 100.000 µl
Acq. Method : C:\Chem32\1\Data\033121\033121 2021-03-31 17-45-20\8330.M
Last changed : 3/31/2021 5:45:20 PM by JWR
Analysis Method : C:\CHEM32\1\METHODS\8330DATA.M
Last changed : 4/1/2021 11:42:03 PM by JWR
Method Info : OVD-SOP#HPLC02 : 8330 Calibration 03/31/2021

Sample Info : 1 (25ppb)

==========

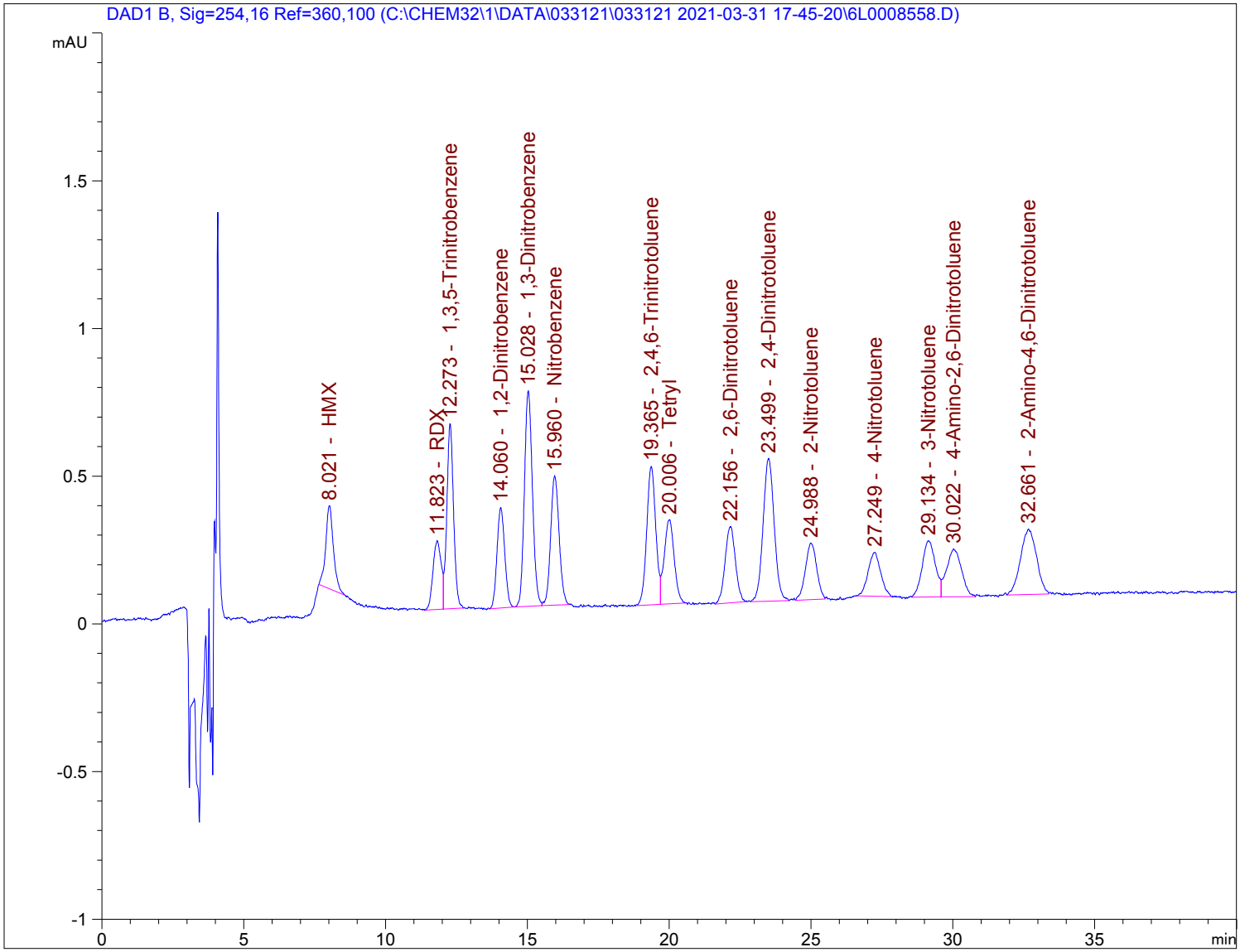

Data File C:\CHEM32\1\DATA\033121\033121 2021-03-31 17-45-20\6L0008558.D
Sample Name: S1C0593-CAL6

==========

Acq. Operator : JWR
Seq. Line : 6
Acq. Instrument : HPLC6
Location : 6
Injection Date : 3/31/2021 10:12:20 PM
Inj : 1
Inj Volume : 100.000 µl
Acq. Method : C:\Chem32\1\Data\033121\033121 2021-03-31 17-45-20\8330.M
Last changed : 3/31/2021 5:45:20 PM by JWR
Analysis Method : C:\CHEM32\1\METHODS\8330DATA.M
Last changed : 4/1/2021 11:42:03 PM by JWR
Method Info : OVD-SOP#HPLC02 : 8330 Calibration 03/31/2021

Sample Info : 1 (25ppb)

==========

==========

External Standard Report

==========

Sorted By : Signal
Calib. Data Modified : Thursday, April 01, 2021 11:41:31 PM
Multiplier : 1.0000
Dilution : 1.0000
Do not use Multiplier & Dilution Factor with ISTDs

Signal 1: DAD1 B, Sig=254,16 Ref=360,100

RetTime [min]	Type	Area [mAU*s]	Amt/Area	Amount [ug/L]	Grp	Name
8.021	BBA	5.32212	4.69956	25.01161		HMX
11.823	BV	4.70871	5.43785	25.60530		RDX
12.273	VBA	10.34519	2.42457	25.08260		1,3,5-Trinitrobenzene
14.060	BV	6.44639	3.87584	24.98518		1,2-Dinitrobenzene
15.028	VV	14.39548	1.73979	25.04517		1,3-Dinitrobenzene
15.960	VF	9.07996	2.77030	25.15425		Nitrobenzene
19.365	VV	10.42818	2.36597	24.67274		2,4,6-Trinitrotoluene
20.006	VBA	7.00228	3.63377	25.44465		Tetryl
22.156	BBA	6.53700	3.83120	25.04454		2,6-Dinitrotoluene
23.499	BV	13.12327	1.91617	25.14641		2,4-Dinitrotoluene
24.988	BF	5.29878	4.71593	24.98866		2-Nitrotoluene
27.249	BBA	4.56352	5.42736	24.76788		4-Nitrotoluene
29.134	BV	6.18038	4.03220	24.92057		3-Nitrotoluene
30.022	VV	5.90509	4.30206	25.40407		4-Amino-2,6-Dinitrotoluene
32.661	VF	8.68584	2.86764	24.90788		2-Amino-4,6-Dinitrotoluene

Totals : 376.18149

1 Warnings or Errors :

Warning : Calibration warnings (see calibration table listing)

==========

*** End of Report ***

Data File C:\CHEM32\1\DATA\033121\033121 2021-03-31 17-45-20\6L0008559.D
Sample Name: S1C0593-ICV1

==========

Acq. Operator : JWR
Seq. Line : 7
Acq. Instrument : HPLC6
Location : 7
Injection Date : 3/31/2021 11:05:10 PM
Inj : 1
Inj Volume : 100.000 µl
Acq. Method : C:\Chem32\1\Data\033121\033121 2021-03-31 17-45-20\8330.M
Last changed : 3/31/2021 5:45:20 PM by JWR
Analysis Method : C:\CHEM32\1\METHODS\8330DATA.M
Last changed : 4/1/2021 11:49:41 PM by JWR
Method Info : OVD-SOP#HPLC02 : 8330 Calibration 03/31/2021

Sample Info : 1 (500ppb)

==========

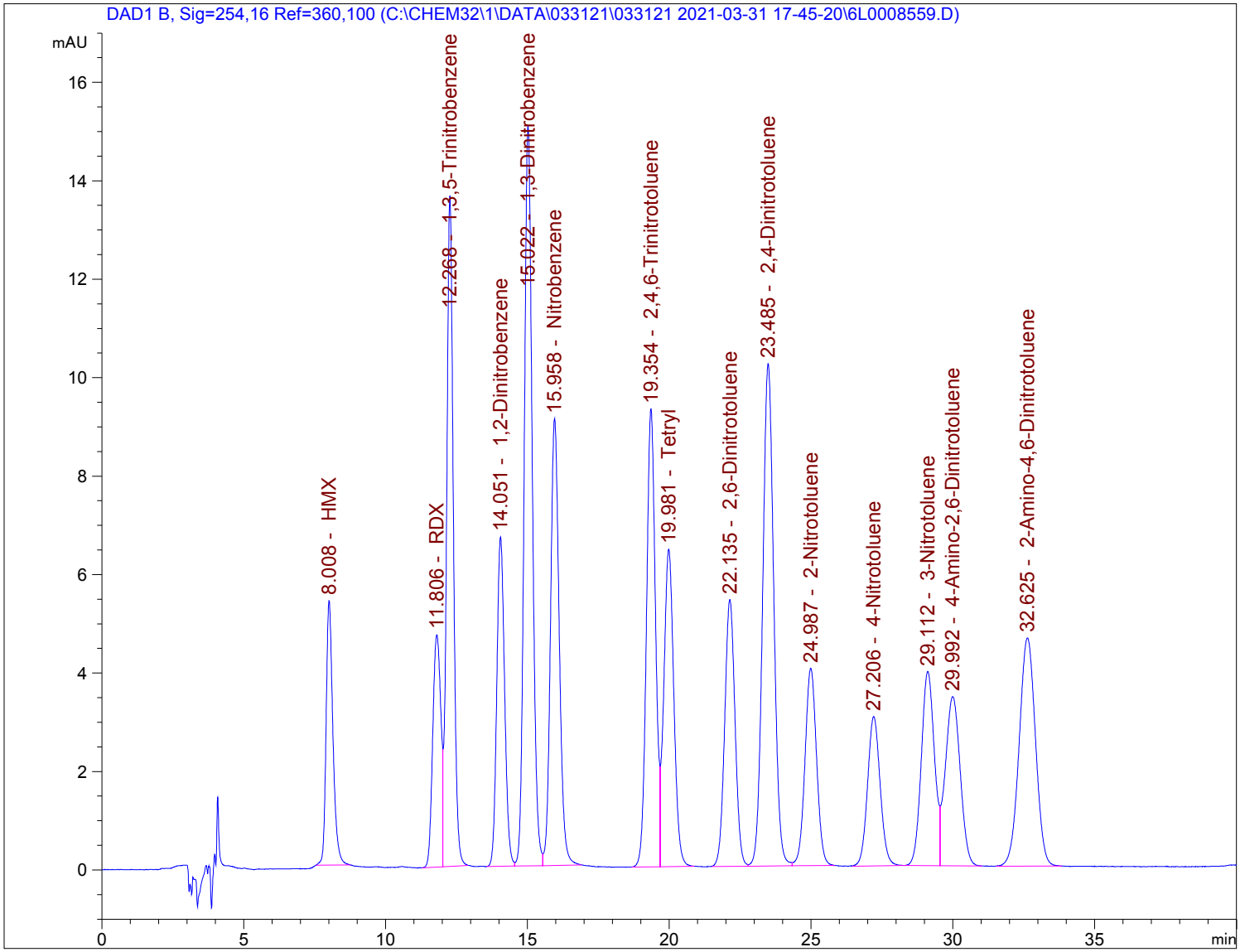

Data File C:\CHEM32\1\DATA\033121\033121 2021-03-31 17-45-20\6L0008559.D
Sample Name: S1C0593-ICV1

==========

Acq. Operator : JWR
Seq. Line : 7
Acq. Instrument : HPLC6
Location : 7
Injection Date : 3/31/2021 11:05:10 PM
Inj : 1
Inj Volume : 100.000 µl
Acq. Method : C:\Chem32\1\Data\033121\033121 2021-03-31 17-45-20\8330.M
Last changed : 3/31/2021 5:45:20 PM by JWR
Analysis Method : C:\CHEM32\1\METHODS\8330DATA.M
Last changed : 4/1/2021 11:49:41 PM by JWR
Method Info : OVD-SOP#HPLC02 : 8330 Calibration 03/31/2021

Sample Info : 1 (500ppb)

==========

==========

External Standard Report

==========

Sorted By : Signal
Calib. Data Modified : Thursday, April 01, 2021 11:41:31 PM
Multiplier : 1.0000
Dilution : 1.0000
Do not use Multiplier & Dilution Factor with ISTDs

Signal 1: DAD1 B, Sig=254,16 Ref=360,100

RetTime [min]	Type	Area [mAU*s]	Amt/Area	Amount [ug/L]	Grp	Name
8.008	BBA	89.46143	5.92322	529.89958		HMX
11.806	BV	94.12064	5.52213	519.74627		RDX
12.268	VBA	224.19757	2.39827	537.68629		1,3,5-Trinitrobenzene
14.051	BV	128.06741	3.78443	484.66163		1,2-Dinitrobenzene
15.022	VV	298.55432	1.70933	510.32749		1,3-Dinitrobenzene
15.958	VBA	193.79811	2.61074	505.95714		Nitrobenzene
19.354	BV	206.30359	2.49691	515.12176		2,4,6-Trinitrotoluene
19.981	VBA	158.34222	3.29166	521.20937		Tetryl
22.135	BV	136.97551	3.76891	516.24837		2,6-Dinitrotoluene
23.485	VV	278.19153	1.89640	527.56323		2,4-Dinitrotoluene
24.987	VBA	113.88067	4.45688	507.55247		2-Nitrotoluene
27.206	VV	93.81729	5.45247	511.53605		4-Nitrotoluene
29.112	VV	127.66073	4.00442	511.20751		3-Nitrotoluene
29.992	VBA	125.94215	4.27180	537.99934		4-Amino-2,6-Dinitrotoluene
32.625	BBA	185.72717	2.79377	518.87931		2-Amino-4,6-Dinitrotoluene

Totals : 7755.59583

1 Warnings or Errors :

Warning : Calibration warnings (see calibration table listing)

==========

*** End of Report ***

Data File C:\CHEM32\1\DATA\040621\040621 2021-04-06 10-46-28\5L028058.D
Sample Name: S1D0074-CCV1

==========

Acq. Operator : JWR
Seq. Line : 1
Acq. Instrument : HPLC5
Location : Vial 1
Injection Date : 4/6/2021 10:49:31 AM
Inj : 1
Inj Volume : 100 µl
Acq. Method : C:\Chem32\1\DATA\040621\040621 2021-04-06 10-46-28\8330PLUS-PETN.M
Last changed : 4/5/2021 11:57:50 PM by JWR
Analysis Method : C:\CHEM32\1\METHODS\8330PLUS-PETNDA.M
Last changed : 4/7/2021 10:12:47 AM by ECL
(modified after loading)
Method Info : OVD-SOP#HPLC02: 8330PLUS-PETN Calibration 03/31/2021

Sample Info : 1 (500ppb "OC")

==========

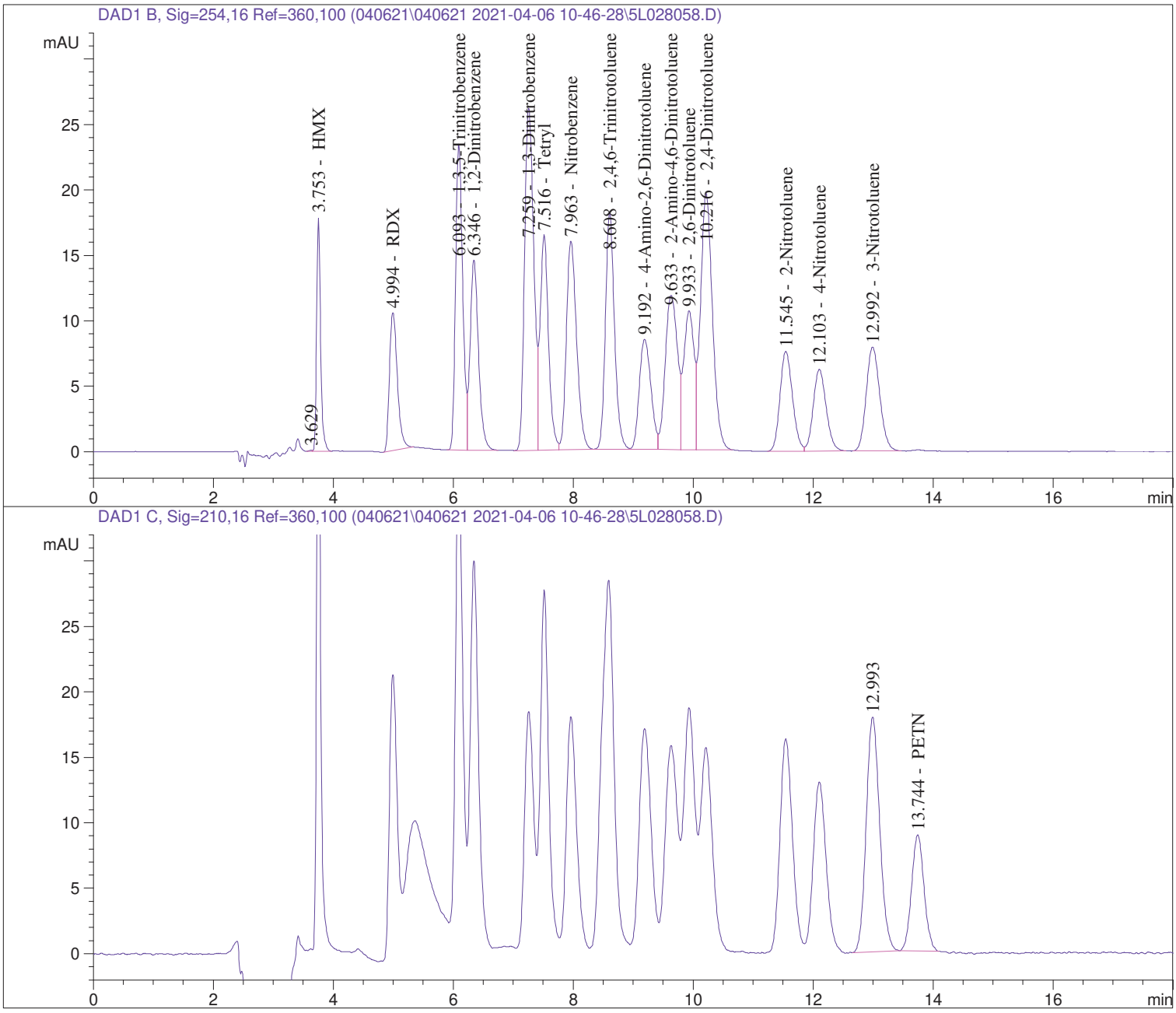

Data File C:\CHEM32\1\DATA\040621\040621 2021-04-06 10-46-28\5L028058.D
Sample Name: S1D0074-CCV1

==========

Acq. Operator : JWR Seq. Line : 1
Acq. Instrument : HPLC5 Location : Vial 1
Injection Date : 4/6/2021 10:49:31 AM Inj : 1
Inj Volume : 100 µl
Acq. Method : C:\Chem32\1\DATA\040621\040621 2021-04-06 10-46-28\8330PLUS-PETN.M
Last changed : 4/5/2021 11:57:50 PM by JWR
Analysis Method : C:\CHEM32\1\METHODS\8330PLUS-PETNDA.M
Last changed : 4/7/2021 10:12:47 AM by ECL
(modified after loading)
Method Info : OVD-SOP#HPLC02: 8330PLUS-PETN Calibration 03/31/2021

Sample Info : 1 (500ppb "OC")

==========

==========

External Standard Report

==========

Sorted By : Signal
Calib. Data Modified : 4/6/2021 11:29:02 AM
Multiplier : 1.0000
Dilution : 1.0000
Use Multiplier & Dilution Factor with ISTDs

Signal 1: DAD1 B, Sig=254,16 Ref=360,100

RetTime [min]	Type	Area [mAU*s]	Amt/Area	Amount [ug/L]	Grp	Name
3.753	VV	81.19843	6.20635	503.94619		HMX
4.994	BBA	96.57402	5.19067	501.28396		RDX
6.093	VV	190.87041	2.62147	500.36184		1,3,5-Trinitrobenzene
6.346	VBA	142.02536	3.55785	505.30465		1,2-Dinitrobenzene
7.259	VV	276.64069	1.81403	501.83421		1,3-Dinitrobenzene
7.516	VV	160.73773	2.98411	479.65981		Tetryl
7.963	VV	188.85742	2.64683	499.87356		Nitrobenzene
8.608	VV	190.97000	2.53735	484.55853		2,4,6-Trinitrotoluene
9.192	VV	113.75423	4.40619	501.22237		4-Amino-2,6-Dinitrotoluene
9.633	VV	167.94997	3.00067	503.96236		2-Amino-4,6-Dinitrotoluene
9.933	VV	127.70968	3.85040	491.73331		2,6-Dinitrotoluene
10.216	VBA	274.24057	1.82504	500.50002		2,4-Dinitrotoluene
11.545	BV	110.39787	4.52410	499.45143		2-Nitrotoluene
12.103	VBA	93.46289	5.36342	501.28069		4-Nitrotoluene
12.992	BBA	125.13401	4.00414	501.05398		3-Nitrotoluene

Totals : 7476.02691

Data File C:\CHEM32\1\DATA\040621\040621 2021-04-06 10-46-28\5L028058.D
Sample Name: S1D0074-CCV1

==========

Acq. Operator : JWR Seq. Line : 1
Acq. Instrument : HPLC5 Location : Vial 1
Injection Date : 4/6/2021 10:49:31 AM Inj : 1
Inj Volume : 100 µl
Acq. Method : C:\Chem32\1\DATA\040621\040621 2021-04-06 10-46-28\8330PLUS-PETN.M
Last changed : 4/5/2021 11:57:50 PM by JWR
Analysis Method : C:\CHEM32\1\METHODS\8330PLUS-PETNDA.M
Last changed : 4/7/2021 10:12:47 AM by ECL
(modified after loading)
Method Info : OVD-SOP#HPLC02: 8330PLUS-PETN Calibration 03/31/2021

Sample Info : 1 (500ppb "OC")

==========

Signal 2: DAD1 C, Sig=210,16 Ref=360,100

RetTime [min]	Type	Area [mAU*s]	Amt/Area	Amount [ug/L]	Grp	Name
13.744	VBA	128.50586	3.86668	496.89106		PETN

Totals : 496.89106

==========

*** End of Report ***

Data File C:\CHEM32\1\DATA\040621\040621 2021-04-06 10-46-28\5L028069.D
Sample Name: S1D0074-CCV2

==========

Acq. Operator : JWR
Seq. Line : 12
Acq. Instrument : HPLC5
Location : Vial 1
Injection Date : 4/6/2021 3:59:47 PM
Inj : 1
Inj Volume : 100 µl
Acq. Method : C:\Chem32\1\DATA\040621\040621 2021-04-06 10-46-28\8330PLUS-PETN.M
Last changed : 4/5/2021 11:57:50 PM by JWR
Analysis Method : C:\CHEM32\1\METHODS\8330PLUS-PETNDA.M
Last changed : 4/7/2021 10:12:47 AM by ECL
(modified after loading)
Method Info : OVD-SOP#HPLC02: 8330PLUS-PETN Calibration 03/31/2021

Sample Info : 1 (500ppb "OC")

==========

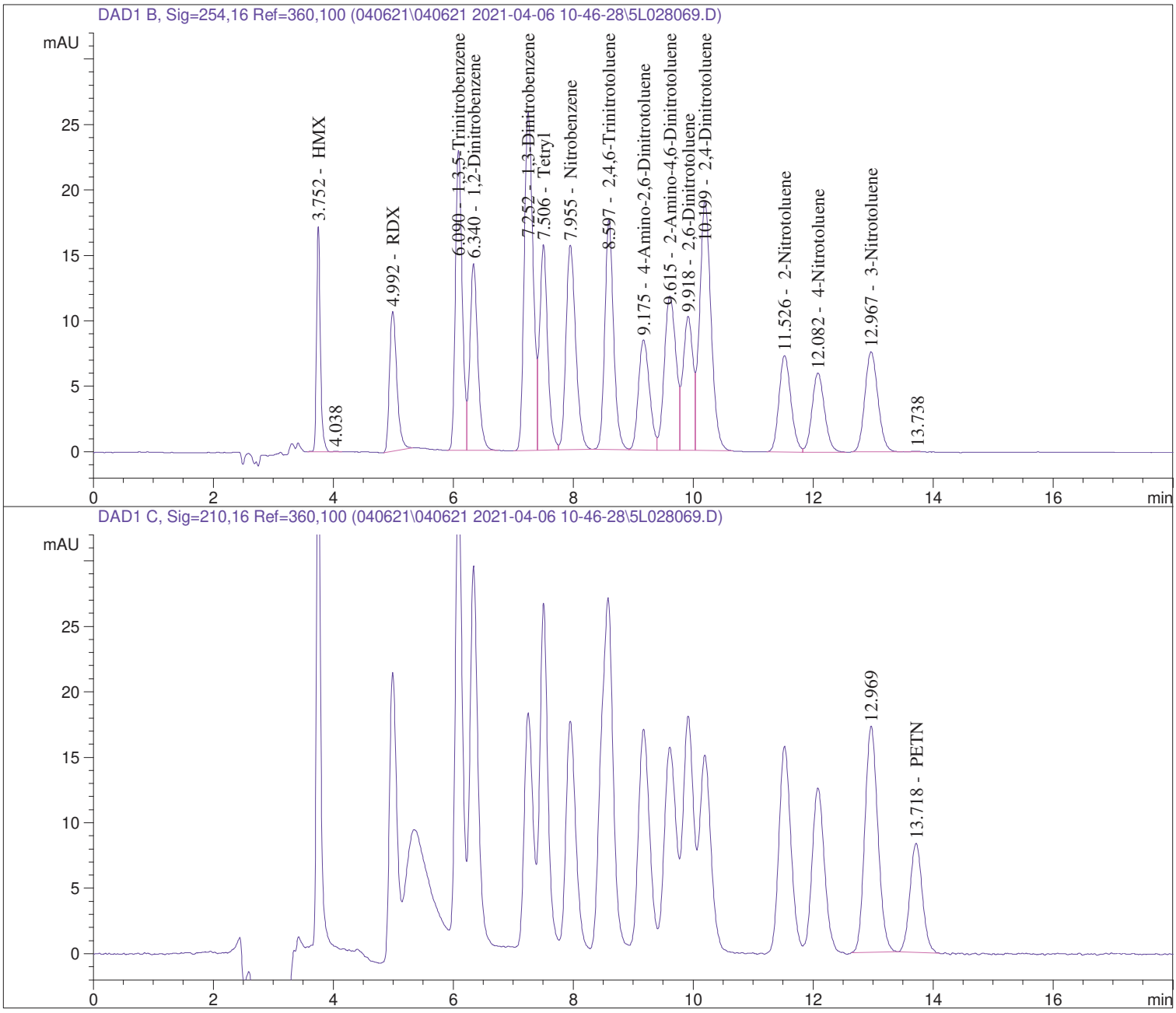

Data File C:\CHEM32\1\DATA\040621\040621 2021-04-06 10-46-28\5L028069.D
Sample Name: S1D0074-CCV2

==========

Acq. Operator : JWR Seq. Line : 12
Acq. Instrument : HPLC5 Location : Vial 1
Injection Date : 4/6/2021 3:59:47 PM Inj : 1
Inj Volume : 100 µl
Acq. Method : C:\Chem32\1\DATA\040621\040621 2021-04-06 10-46-28\8330PLUS-PETN.M
Last changed : 4/5/2021 11:57:50 PM by JWR
Analysis Method : C:\CHEM32\1\METHODS\8330PLUS-PETNDA.M
Last changed : 4/7/2021 10:12:47 AM by ECL
(modified after loading)
Method Info : OVD-SOP#HPLC02: 8330PLUS-PETN Calibration 03/31/2021

Sample Info : 1 (500ppb "OC")

==========

==========

External Standard Report

==========

Sorted By : Signal
Calib. Data Modified : 4/6/2021 11:29:02 AM
Multiplier : 1.0000
Dilution : 1.0000
Use Multiplier & Dilution Factor with ISTDs

Signal 1: DAD1 B, Sig=254,16 Ref=360,100

RetTime [min]	Type	Area [mAU*s]	Amt/Area	Amount [ug/L]	Grp	Name
3.752	BV	76.86626	6.20452	476.91814		HMX
4.992	BV	91.20315	5.19490	473.79112		RDX
6.090	VV	179.63226	2.62149	470.90468		1,3,5-Trinitrobenzene
6.340	VBA	132.13307	3.55812	470.14593		1,2-Dinitrobenzene
7.252	VV	261.47031	1.81399	474.30480		1,3-Dinitrobenzene
7.506	VV	148.02815	2.98401	441.71721		Tetryl
7.955	VV	176.92577	2.64658	468.24759		Nitrobenzene
8.597	VV	178.36876	2.53670	452.46868		2,4,6-Trinitrotoluene
9.175	VV	107.75348	4.40666	474.83251		4-Amino-2,6-Dinitrotoluene
9.615	VV	159.86162	3.00081	479.71409		2-Amino-4,6-Dinitrotoluene
9.918	VV	119.28484	3.85001	459.24796		2,6-Dinitrotoluene
10.199	VBA	254.89717	1.82499	465.18472		2,4-Dinitrotoluene
11.526	BV	102.72776	4.52373	464.71261		2-Nitrotoluene
12.082	VBA	87.36376	5.36369	468.59202		4-Nitrotoluene
12.967	BBA	116.44001	4.00421	466.25055		3-Nitrotoluene

Totals : 7007.03263

Data File C:\CHEM32\1\DATA\040621\040621 2021-04-06 10-46-28\5L028069.D
Sample Name: S1D0074-CCV2

==========

Acq. Operator : JWR Seq. Line : 12
Acq. Instrument : HPLC5 Location : Vial 1
Injection Date : 4/6/2021 3:59:47 PM Inj : 1
Inj Volume : 100 µl
Acq. Method : C:\Chem32\1\DATA\040621\040621 2021-04-06 10-46-28\8330PLUS-PETN.M
Last changed : 4/5/2021 11:57:50 PM by JWR
Analysis Method : C:\CHEM32\1\METHODS\8330PLUS-PETNDA.M
Last changed : 4/7/2021 10:12:47 AM by ECL
(modified after loading)
Method Info : OVD-SOP#HPLC02: 8330PLUS-PETN Calibration 03/31/2021

Sample Info : 1 (500ppb "OC")

==========

Signal 2: DAD1 C, Sig=210,16 Ref=360,100

RetTime [min]	Type	Area [mAU*s]	Amt/Area	Amount [ug/L]	Grp	Name
13.718	VBA	119.72090	3.86473	462.68940		PETN

Totals : 462.68940

==========

*** End of Report ***

Data File C:\CHEM32\1\DATA\040621\040621 2021-04-06 10-46-28\5L028079.D
Sample Name: S1D0074-CCV3

==========

Acq. Operator : JWR
Seq. Line : 22
Acq. Instrument : HPLC5
Location : Vial 1
Injection Date : 4/6/2021 8:41:42 PM
Inj : 1
Inj Volume : 100 µl
Acq. Method : C:\Chem32\1\DATA\040621\040621 2021-04-06 10-46-28\8330PLUS-PETN.M
Last changed : 4/5/2021 11:57:50 PM by JWR
Analysis Method : C:\CHEM32\1\METHODS\8330PLUS-PETNDA.M
Last changed : 4/7/2021 10:12:47 AM by ECL
(modified after loading)
Method Info : OVD-SOP#HPLC02: 8330PLUS-PETN Calibration 03/31/2021

Sample Info : 1 (500ppb "OC")

==========

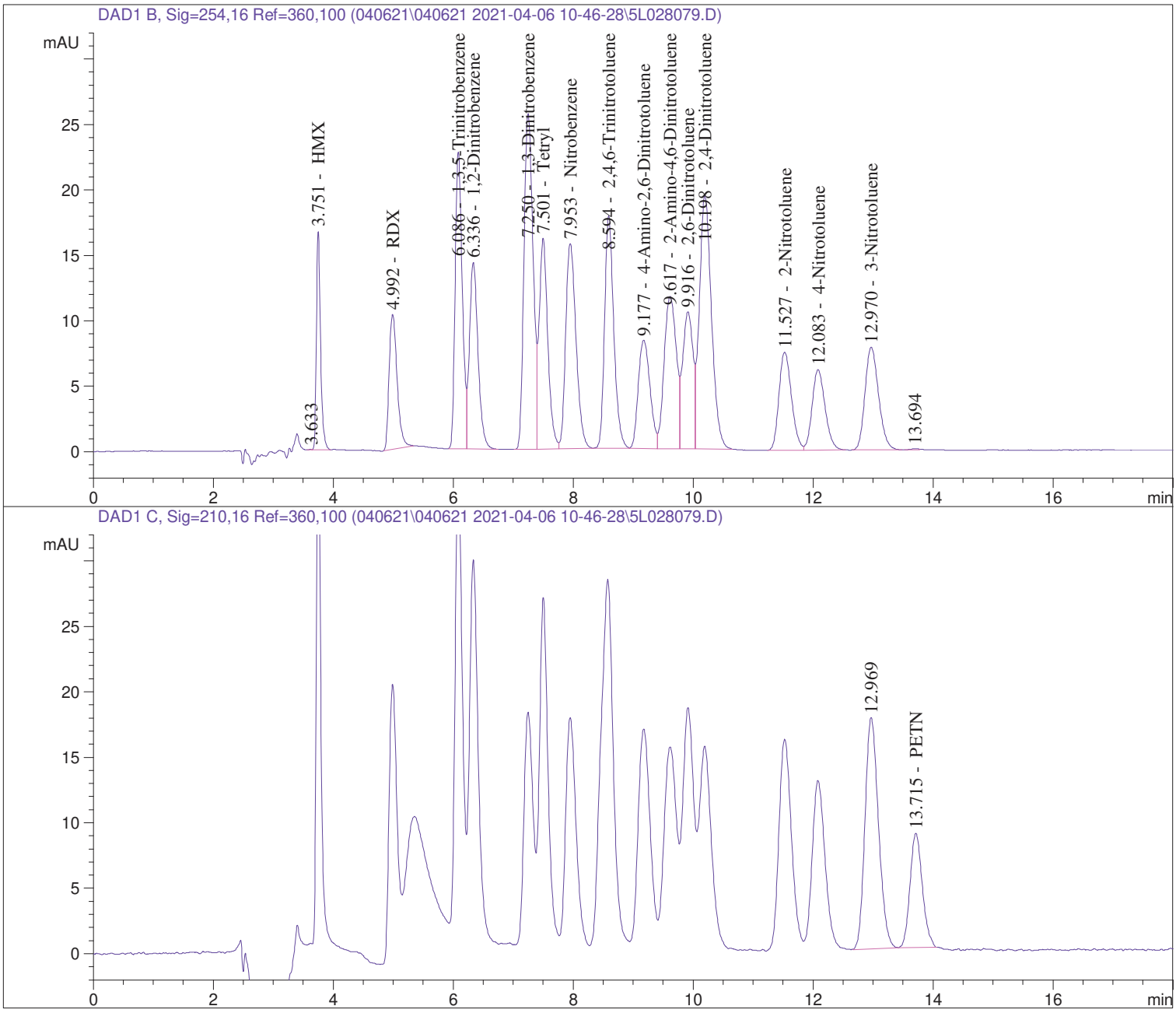

Data File C:\CHEM32\1\DATA\040621\040621 2021-04-06 10-46-28\5L028079.D
Sample Name: S1D0074-CCV3

==========

Acq. Operator : JWR Seq. Line : 22
Acq. Instrument : HPLC5 Location : Vial 1
Injection Date : 4/6/2021 8:41:42 PM Inj : 1
Inj Volume : 100 µl
Acq. Method : C:\Chem32\1\DATA\040621\040621 2021-04-06 10-46-28\8330PLUS-PETN.M
Last changed : 4/5/2021 11:57:50 PM by JWR
Analysis Method : C:\CHEM32\1\METHODS\8330PLUS-PETNDA.M
Last changed : 4/7/2021 10:12:47 AM by ECL
(modified after loading)
Method Info : OVD-SOP#HPLC02: 8330PLUS-PETN Calibration 03/31/2021

Sample Info : 1 (500ppb "OC")

==========

==========

External Standard Report

==========

Sorted By : Signal
Calib. Data Modified : 4/6/2021 11:29:02 AM
Multiplier : 1.0000
Dilution : 1.0000
Use Multiplier & Dilution Factor with ISTDs

Signal 1: DAD1 B, Sig=254,16 Ref=360,100

RetTime [min]	Type	Area [mAU*s]	Amt/Area	Amount [ug/L]	Grp	Name
3.751	VV	80.45285	6.20605	499.29456		HMX
4.992	BBA	95.76778	5.19128	497.15693		RDX
6.086	BV	187.76932	2.62148	492.23333		1,3,5-Trinitrobenzene
6.336	VBA	141.68999	3.55786	504.11268		1,2-Dinitrobenzene
7.250	VV	272.56116	1.81402	494.43117		1,3-Dinitrobenzene
7.501	VV	160.25505	2.98411	478.21883		Tetryl
7.953	VV	187.07111	2.64679	495.13877		Nitrobenzene
8.594	VV	189.49669	2.53728	480.80665		2,4,6-Trinitrotoluene
9.177	VV	112.77248	4.40626	496.90484		4-Amino-2,6-Dinitrotoluene
9.617	VV	165.34401	3.00071	496.14989		2-Amino-4,6-Dinitrotoluene
9.916	VV	125.69928	3.85031	483.98141		2,6-Dinitrotoluene
10.198	VBA	274.70697	1.82504	501.35153		2,4-Dinitrotoluene
11.527	BV	108.85094	4.52403	492.44522		2-Nitrotoluene
12.083	VBA	92.39732	5.36346	495.56967		4-Nitrotoluene
12.970	BBA	123.70212	4.00415	495.32190		3-Nitrotoluene

Totals : 7403.11738

Data File C:\CHEM32\1\DATA\040621\040621 2021-04-06 10-46-28\5L028079.D
Sample Name: S1D0074-CCV3

==========

Acq. Operator : JWR Seq. Line : 22
Acq. Instrument : HPLC5 Location : Vial 1
Injection Date : 4/6/2021 8:41:42 PM Inj : 1
Inj Volume : 100 µl
Acq. Method : C:\Chem32\1\DATA\040621\040621 2021-04-06 10-46-28\8330PLUS-PETN.M
Last changed : 4/5/2021 11:57:50 PM by JWR
Analysis Method : C:\CHEM32\1\METHODS\8330PLUS-PETNDA.M
Last changed : 4/7/2021 10:12:47 AM by ECL
(modified after loading)
Method Info : OVD-SOP#HPLC02: 8330PLUS-PETN Calibration 03/31/2021

Sample Info : 1 (500ppb "OC")

==========

Signal 2: DAD1 C, Sig=210,16 Ref=360,100

RetTime [min]	Type	Area [mAU*s]	Amt/Area	Amount [ug/L]	Grp	Name
13.715	VBA	125.33797	3.86601	484.55783		PETN

Totals : 484.55783

==========

*** End of Report ***

Data File C:\CHEM32\1\DATA\040621\040621 2021-04-06 10-46-28\5L028087.D
Sample Name: S1D0074-CCV4

==========

Acq. Operator : JWR
Seq. Line : 30
Acq. Instrument : HPLC5
Location : Vial 1
Injection Date : 4/7/2021 12:26:59 AM
Inj : 1
Inj Volume : 100 µl
Acq. Method : C:\Chem32\1\DATA\040621\040621 2021-04-06 10-46-28\8330PLUS-PETN.M
Last changed : 4/5/2021 11:57:50 PM by JWR
Analysis Method : C:\CHEM32\1\METHODS\8330PLUS-PETNDA.M
Last changed : 4/7/2021 10:12:47 AM by ECL
(modified after loading)
Method Info : OVD-SOP#HPLC02: 8330PLUS-PETN Calibration 03/31/2021

Sample Info : 1 (500ppb "OC")

==========

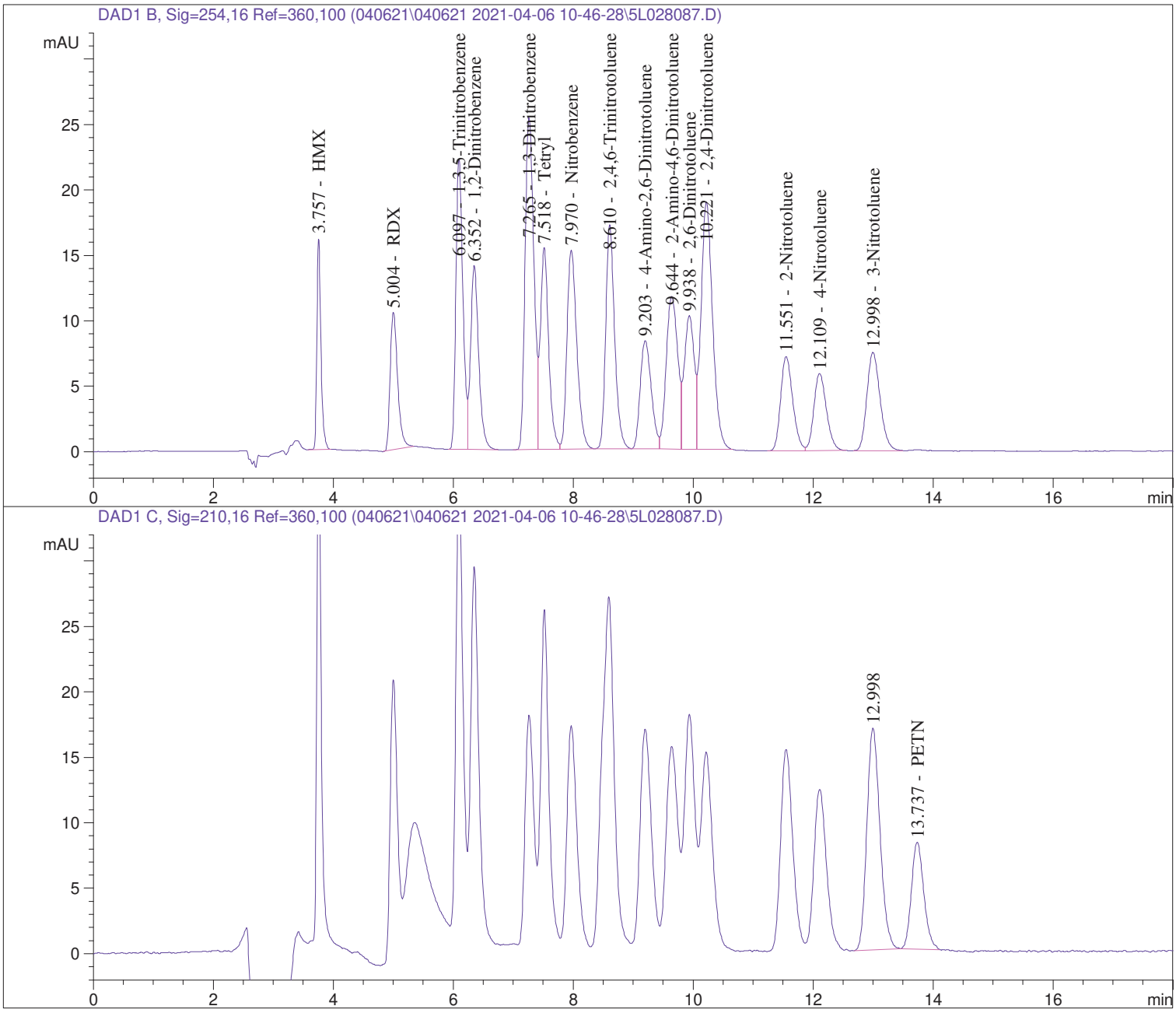

Data File C:\CHEM32\1\DATA\040621\040621 2021-04-06 10-46-28\5L028087.D
Sample Name: S1D0074-CCV4

==========

Acq. Operator : JWR Seq. Line : 30
Acq. Instrument : HPLC5 Location : Vial 1
Injection Date : 4/7/2021 12:26:59 AM Inj : 1
Inj Volume : 100 µl
Acq. Method : C:\Chem32\1\DATA\040621\040621 2021-04-06 10-46-28\8330PLUS-PETN.M
Last changed : 4/5/2021 11:57:50 PM by JWR
Analysis Method : C:\CHEM32\1\METHODS\8330PLUS-PETNDA.M
Last changed : 4/7/2021 10:12:47 AM by ECL
(modified after loading)
Method Info : OVD-SOP#HPLC02: 8330PLUS-PETN Calibration 03/31/2021

Sample Info : 1 (500ppb "OC")

==========

==========

External Standard Report

==========

Sorted By : Signal
Calib. Data Modified : 4/6/2021 11:29:02 AM
Multiplier : 1.0000
Dilution : 1.0000
Use Multiplier & Dilution Factor with ISTDs

Signal 1: DAD1 B, Sig=254,16 Ref=360,100

RetTime [min]	Type	Area [mAU*s]	Amt/Area	Amount [ug/L]	Grp	Name
3.757	BV	76.17516	6.20421	472.60637		HMX
5.004	BBA	91.22598	5.19488	473.90801		RDX
6.097	VV	178.11493	2.62150	466.92748		1,3,5-Trinitrobenzene
6.352	VBA	132.62920	3.55811	471.90923		1,2-Dinitrobenzene
7.265	VV	257.97745	1.81398	467.96638		1,3-Dinitrobenzene
7.518	VV	149.08849	2.98402	444.88268		Tetryl
7.970	VV	174.00117	2.64651	460.49568		Nitrobenzene
8.610	VV	176.99814	2.53663	448.97831		2,4,6-Trinitrotoluene
9.203	VV	106.33385	4.40677	468.58932		4-Amino-2,6-Dinitrotoluene
9.644	VV	156.21303	3.00088	468.77589		2-Amino-4,6-Dinitrotoluene
9.938	VV	119.11246	3.85000	458.58329		2,6-Dinitrotoluene
10.221	VBA	255.87001	1.82499	466.96084		2,4-Dinitrotoluene
11.551	BV	101.31423	4.52365	458.31058		2-Nitrotoluene
12.109	VBA	85.64368	5.36377	459.37312		4-Nitrotoluene
12.998	BBA	114.98241	4.00423	460.41554		3-Nitrotoluene

Totals : 6948.68271

Data File C:\CHEM32\1\DATA\040621\040621 2021-04-06 10-46-28\5L028087.D
Sample Name: S1D0074-CCV4

==========

Acq. Operator : JWR Seq. Line : 30
Acq. Instrument : HPLC5 Location : Vial 1
Injection Date : 4/7/2021 12:26:59 AM Inj : 1
Inj Volume : 100 µl
Acq. Method : C:\Chem32\1\DATA\040621\040621 2021-04-06 10-46-28\8330PLUS-PETN.M
Last changed : 4/5/2021 11:57:50 PM by JWR
Analysis Method : C:\CHEM32\1\METHODS\8330PLUS-PETNDA.M
Last changed : 4/7/2021 10:12:47 AM by ECL
(modified after loading)
Method Info : OVD-SOP#HPLC02: 8330PLUS-PETN Calibration 03/31/2021

Sample Info : 1 (500ppb "OC")

==========

Signal 2: DAD1 C, Sig=210,16 Ref=360,100

RetTime [min]	Type	Area [mAU*s]	Amt/Area	Amount [ug/L]	Grp	Name
13.737	VBA	116.65948	3.86399	450.77067		PETN

Totals : 450.77067

==========

*** End of Report ***

Data File C:\CHEM32\1\DATA\040621\040621 2021-04-06 10-46-28\5L028095.D
Sample Name: S1D0074-CCV5

==========

Acq. Operator : JWR
Seq. Line : 38
Acq. Instrument : HPLC5
Location : Vial 1
Injection Date : 4/7/2021 4:12:38 AM
Inj : 1
Inj Volume : 100 µl
Acq. Method : C:\Chem32\1\DATA\040621\040621 2021-04-06 10-46-28\8330PLUS-PETN.M
Last changed : 4/5/2021 11:57:50 PM by JWR
Analysis Method : C:\CHEM32\1\METHODS\8330PLUS-PETNDA.M
Last changed : 4/7/2021 10:12:47 AM by ECL
(modified after loading)
Method Info : OVD-SOP#HPLC02: 8330PLUS-PETN Calibration 03/31/2021

Sample Info : 1 (500ppb "OC")

==========

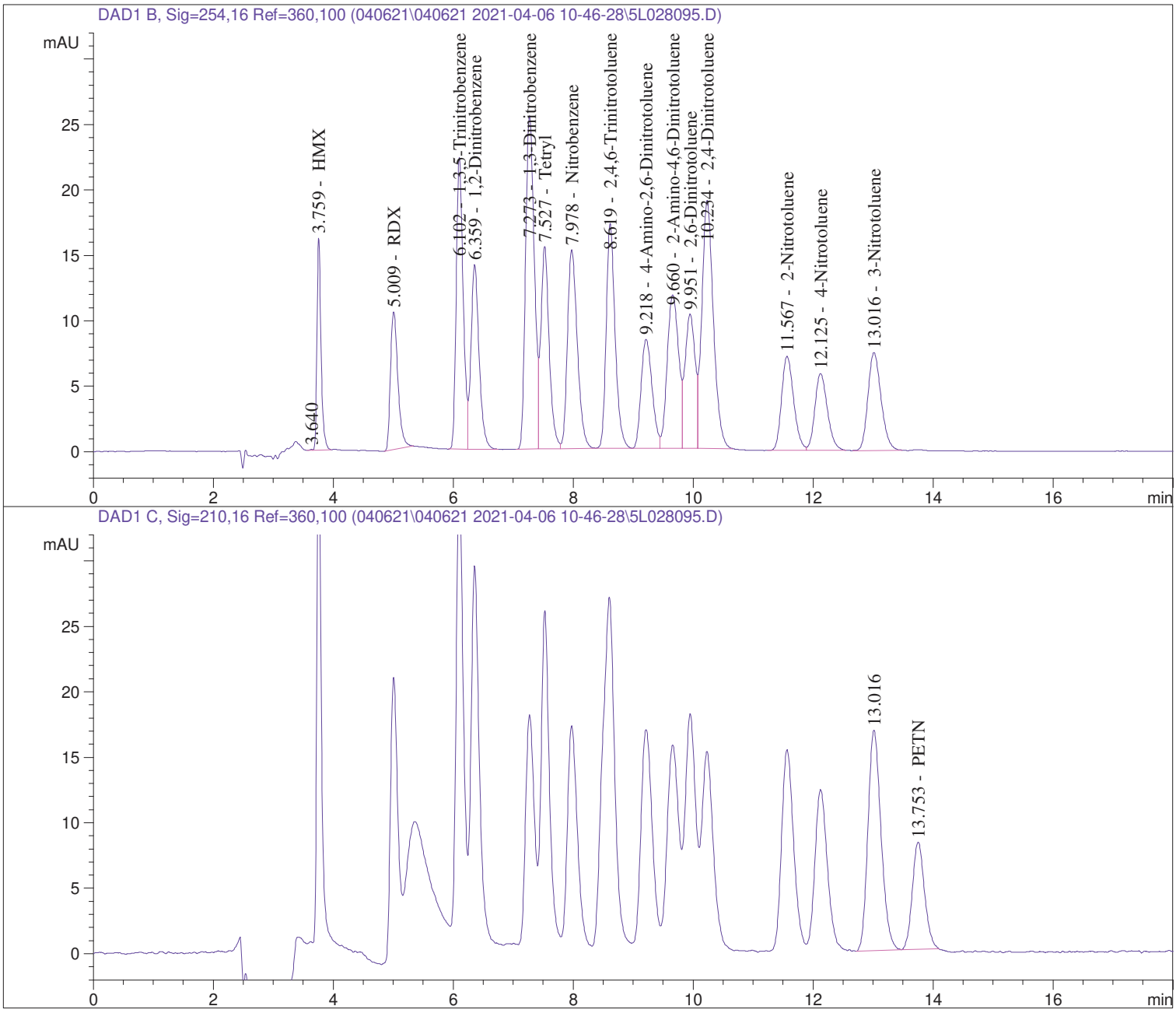

Data File C:\CHEM32\1\DATA\040621\040621 2021-04-06 10-46-28\5L028095.D
Sample Name: S1D0074-CCV5

==========

Acq. Operator : JWR
Seq. Line : 38
Acq. Instrument : HPLC5
Location : Vial 1
Injection Date : 4/7/2021 4:12:38 AM
Inj : 1
Inj Volume : 100 µl
Acq. Method : C:\Chem32\1\DATA\040621\040621 2021-04-06 10-46-28\8330PLUS-PETN.M
Last changed : 4/5/2021 11:57:50 PM by JWR
Analysis Method : C:\CHEM32\1\METHODS\8330PLUS-PETNDA.M
Last changed : 4/7/2021 10:12:47 AM by ECL
(modified after loading)
Method Info : OVD-SOP#HPLC02: 8330PLUS-PETN Calibration 03/31/2021

Sample Info : 1 (500ppb "OC")

==========

==========

External Standard Report

==========

Sorted By : Signal
Calib. Data Modified : 4/6/2021 11:29:02 AM
Multiplier : 1.0000
Dilution : 1.0000
Use Multiplier & Dilution Factor with ISTDs

Signal 1: DAD1 B, Sig=254,16 Ref=360,100

RetTime [min]	Type	Area [mAU*s]	Amt/Area	Amount [ug/L]	Grp	Name
3.759	VV	76.20406	6.20422	472.78668		HMX
5.009	BBA	91.18127	5.19492	473.67912		RDX
6.102	VV	178.54926	2.62149	468.06592		1,3,5-Trinitrobenzene
6.359	VBA	132.56735	3.55811	471.68943		1,2-Dinitrobenzene
7.273	VV	258.34708	1.81398	468.63714		1,3-Dinitrobenzene
7.527	VV	149.24457	2.98402	445.34864		Tetryl
7.978	VV	172.86894	2.64648	457.49459		Nitrobenzene
8.619	VV	177.17790	2.53664	449.43609		2,4,6-Trinitrotoluene
9.218	VV	106.47020	4.40676	469.18896		4-Amino-2,6-Dinitrotoluene
9.660	VV	156.03717	3.00088	468.24868		2-Amino-4,6-Dinitrotoluene
9.951	VV	119.79253	3.85004	461.20557		2,6-Dinitrotoluene
10.234	VBA	255.78426	1.82499	466.80428		2,4-Dinitrotoluene
11.567	BV	100.58392	4.52361	455.00292		2-Nitrotoluene
12.125	VBA	85.11123	5.36380	456.51943		4-Nitrotoluene
13.016	BBA	114.06436	4.00423	456.74046		3-Nitrotoluene

Totals : 6940.84791

Data File C:\CHEM32\1\DATA\040621\040621 2021-04-06 10-46-28\5L028095.D
Sample Name: S1D0074-CCV5

==========

Acq. Operator : JWR Seq. Line : 38
Acq. Instrument : HPLC5 Location : Vial 1
Injection Date : 4/7/2021 4:12:38 AM Inj : 1
Inj Volume : 100 µl
Acq. Method : C:\Chem32\1\DATA\040621\040621 2021-04-06 10-46-28\8330PLUS-PETN.M
Last changed : 4/5/2021 11:57:50 PM by JWR
Analysis Method : C:\CHEM32\1\METHODS\8330PLUS-PETNDA.M
Last changed : 4/7/2021 10:12:47 AM by ECL
(modified after loading)
Method Info : OVD-SOP#HPLC02: 8330PLUS-PETN Calibration 03/31/2021

Sample Info : 1 (500ppb "OC")

==========

Signal 2: DAD1 C, Sig=210,16 Ref=360,100

RetTime [min]	Type	Area [mAU*s]	Amt/Area	Amount [ug/L]	Grp	Name
13.753	VBA	116.75504	3.86401	451.14269		PETN

Totals : 451.14269

==========

*** End of Report ***

Data File C:\CHEM32\1\DATA\040721\040721 2021-04-07 11-24-23\5L028096.D
Sample Name: S1D0115-CCV1

==========

Acq. Operator : ECL
Seq. Line : 1
Acq. Instrument : HPLC5
Location : Vial 1
Injection Date : 4/7/2021 11:27:26 AM
Inj : 1
Inj Volume : 100 µl
Acq. Method : C:\Chem32\1\DATA\040721\040721 2021-04-07 11-24-23\8330PLUS-PETN.M
Last changed : 4/5/2021 11:57:50 PM by JWR
Analysis Method : C:\CHEM32\1\METHODS\8330PLUS-PETNDA.M
Last changed : 4/7/2021 11:02:27 AM by ECL
Method Info : OVD-SOP#HPLC02: 8330PLUS-PETN Calibration 03/31/2021

Sample Info : 1 (500ppb "OC")

==========

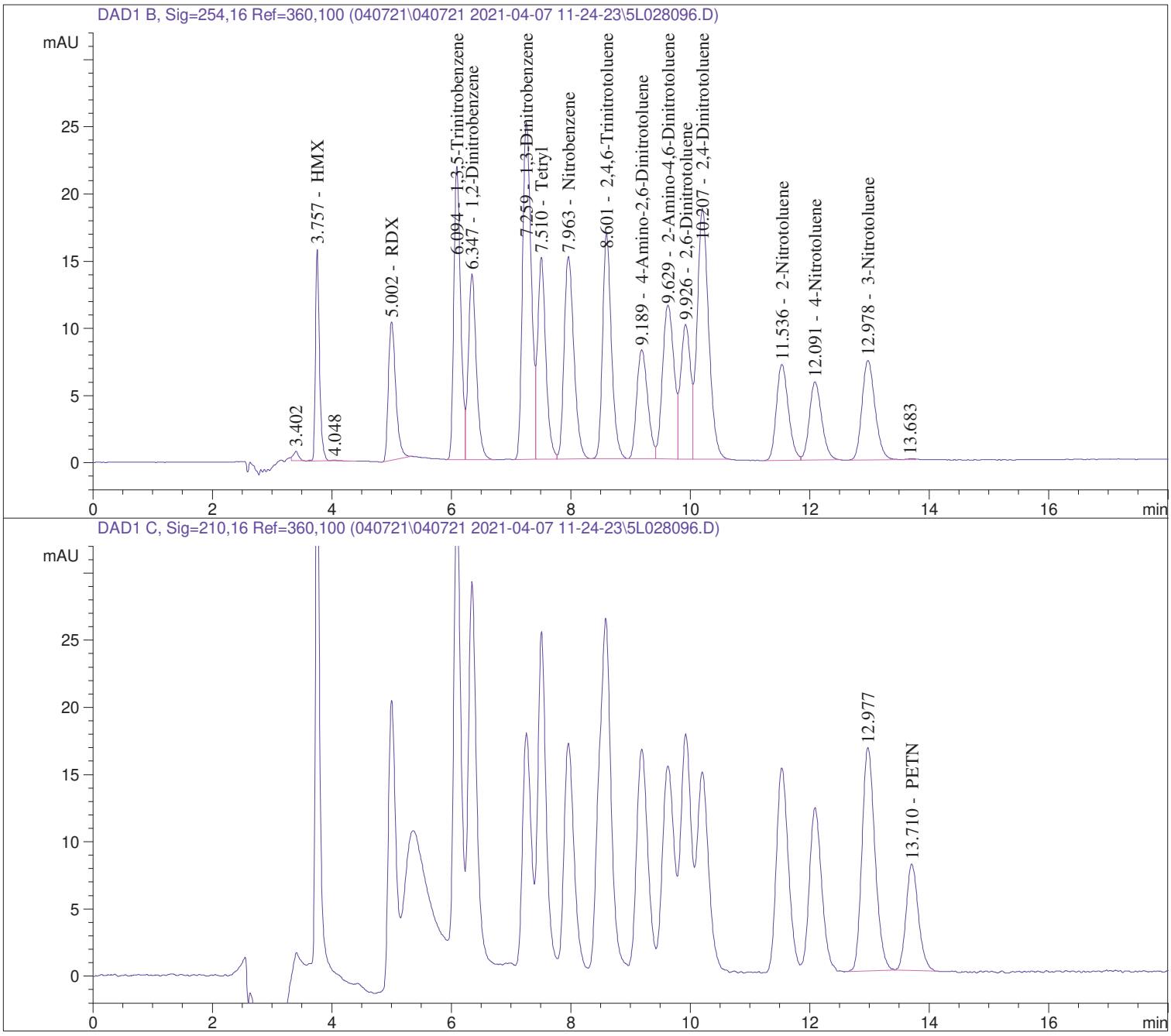

Data File C:\CHEM32\1\DATA\040721\040721 2021-04-07 11-24-23\5L028096.D
Sample Name: S1D0115-CCV1

==========

Acq. Operator : ECL
Seq. Line : 1
Acq. Instrument : HPLC5
Location : Vial 1
Injection Date : 4/7/2021 11:27:26 AM
Inj : 1
Inj Volume : 100 µl
Acq. Method : C:\Chem32\1\DATA\040721\040721 2021-04-07 11-24-23\8330PLUS-PETN.M
Last changed : 4/5/2021 11:57:50 PM by JWR
Analysis Method : C:\CHEM32\1\METHODS\8330PLUS-PETNDA.M
Last changed : 4/7/2021 11:02:27 AM by ECL
Method Info : OVD-SOP#HPLC02: 8330PLUS-PETN Calibration 03/31/2021

Sample Info : 1 (500ppb "OC")

==========

==========

External Standard Report

==========

Sorted By : Signal
Calib. Data Modified : 4/6/2021 11:29:02 AM
Multiplier : 1.0000
Dilution : 1.0000
Use Multiplier & Dilution Factor with ISTDs

Signal 1: DAD1 B, Sig=254,16 Ref=360,100

RetTime [min]	Type	Area [mAU*s]	Amt/Area	Amount [ug/L]	Grp	Name
3.757	BV	74.50809	6.20343	462.20567		HMX
5.002	BBA	89.18343	5.19662	463.45242		RDX
6.094	VV	174.06308	2.62150	456.30687		1,3,5-Trinitrobenzene
6.347	VBA	129.32253	3.55821	460.15681		1,2-Dinitrobenzene
7.259	VV	253.41425	1.81397	459.68562		1,3-Dinitrobenzene
7.510	VV	143.84660	2.98397	429.23380		Tetryl
7.963	VV	170.88284	2.64643	452.23025		Nitrobenzene
8.601	VV	172.43135	2.53636	437.34871		2,4,6-Trinitrotoluene
9.189	VV	103.63674	4.40701	456.72811		4-Amino-2,6-Dinitrotoluene
9.629	VV	153.04948	3.00094	459.29182		2-Amino-4,6-Dinitrotoluene
9.926	VV	116.08212	3.84985	446.89863		2,6-Dinitrotoluene
10.207	VBA	250.55249	1.82498	457.25263		2,4-Dinitrotoluene
11.536	BV	99.50807	4.52356	450.13027		2-Nitrotoluene
12.091	VBA	84.15076	5.36385	451.37172		4-Nitrotoluene
12.978	BBA	113.03897	4.00424	452.63566		3-Nitrotoluene

Totals : 6794.92897

Data File C:\CHEM32\1\DATA\040721\040721 2021-04-07 11-24-23\5L028096.D
Sample Name: S1D0115-CCV1

==========

Acq. Operator : ECL
Seq. Line : 1
Acq. Instrument : HPLC5
Location : Vial 1
Injection Date : 4/7/2021 11:27:26 AM
Inj : 1
Inj Volume : 100 µl
Acq. Method : C:\Chem32\1\DATA\040721\040721 2021-04-07 11-24-23\8330PLUS-PETN.M
Last changed : 4/5/2021 11:57:50 PM by JWR
Analysis Method : C:\CHEM32\1\METHODS\8330PLUS-PETNDA.M
Last changed : 4/7/2021 11:02:27 AM by ECL
Method Info : OVD-SOP#HPLC02: 8330PLUS-PETN Calibration 03/31/2021

Sample Info : 1 (500ppb "OC")

==========

Signal 2: DAD1 C, Sig=210,16 Ref=360,100

RetTime [min]	Type	Area [mAU*s]	Amt/Area	Amount [ug/L]	Grp	Name
13.710	VBA	113.92796	3.86329	440.13628		PETN

Totals : 440.13628

==========

*** End of Report ***

Data File C:\CHEM32\1\DATA\040721\040721 2021-04-07 11-24-23\5L028107.D
Sample Name: S1D0115-CCV2

==========

Acq. Operator : ECL
Seq. Line : 12
Acq. Instrument : HPLC5
Location : Vial 1
Injection Date : 4/7/2021 4:45:07 PM
Inj : 1
Inj Volume : 100 µl
Acq. Method : C:\Chem32\1\DATA\040721\040721 2021-04-07 11-24-23\8330PLUS-PETN.M
Last changed : 4/5/2021 11:57:50 PM by JWR
Analysis Method : C:\CHEM32\1\METHODS\8330PLUS-PETNDA.M
Last changed : 4/7/2021 11:02:27 AM by ECL
Method Info : OVD-SOP#HPLC02: 8330PLUS-PETN Calibration 03/31/2021

Sample Info : 1 (500ppb "OC")

==========

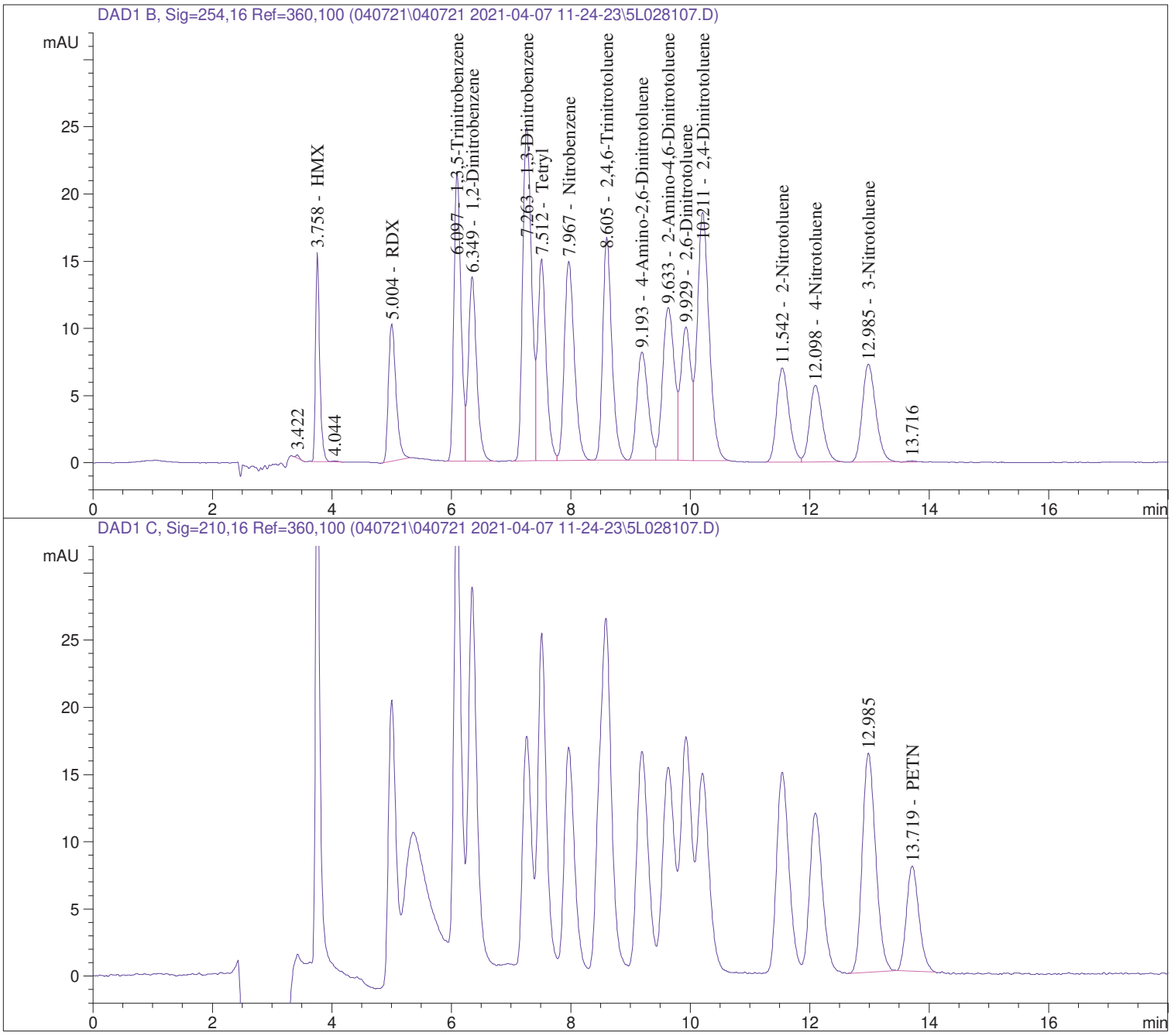

Data File C:\CHEM32\1\DATA\040721\040721 2021-04-07 11-24-23\5L028107.D
Sample Name: S1D0115-CCV2

==========

Acq. Operator : ECL
Seq. Line : 12
Acq. Instrument : HPLC5
Location : Vial 1
Injection Date : 4/7/2021 4:45:07 PM
Inj : 1
Inj Volume : 100 µl
Acq. Method : C:\Chem32\1\DATA\040721\040721 2021-04-07 11-24-23\8330PLUS-PETN.M
Last changed : 4/5/2021 11:57:50 PM by JWR
Analysis Method : C:\CHEM32\1\METHODS\8330PLUS-PETNDA.M
Last changed : 4/7/2021 11:02:27 AM by ECL
Method Info : OVD-SOP#HPLC02: 8330PLUS-PETN Calibration 03/31/2021

Sample Info : 1 (500ppb "OC")

==========

==========

External Standard Report

==========

Sorted By : Signal
Calib. Data Modified : 4/6/2021 11:29:02 AM
Multiplier : 1.0000
Dilution : 1.0000
Use Multiplier & Dilution Factor with ISTDs

Signal 1: DAD1 B, Sig=254,16 Ref=360,100

RetTime [min]	Type	Area [mAU*s]	Amt/Area	Amount [ug/L]	Grp	Name
3.758	VV	75.68223	6.20398	469.53104		HMX
5.004	BV	90.15468	5.19578	468.42414		RDX
6.097	VV	176.96661	2.62150	463.91754		1,3,5-Trinitrobenzene
6.349	VBA	132.39093	3.55812	471.06240		1,2-Dinitrobenzene
7.263	VV	256.31784	1.81398	464.95472		1,3-Dinitrobenzene
7.512	VV	148.14850	2.98401	442.07648		Tetryl
7.967	VV	172.54123	2.64647	456.62596		Nitrobenzene
8.605	VV	175.41400	2.53654	444.94421		2,4,6-Trinitrotoluene
9.193	VV	105.25753	4.40687	463.85594		4-Amino-2,6-Dinitrotoluene
9.633	VV	154.97653	3.00090	465.06897		2-Amino-4,6-Dinitrotoluene
9.929	VV	117.21751	3.84991	451.27655		2,6-Dinitrotoluene
10.211	VBA	256.49722	1.82499	468.10594		2,4-Dinitrotoluene
11.542	BV	100.15535	4.52359	453.06187		2-Nitrotoluene
12.098	VBA	85.03957	5.36380	456.13535		4-Nitrotoluene
12.985	BBA	113.99665	4.00424	456.46940		3-Nitrotoluene

Totals : 6895.51050

Data File C:\CHEM32\1\DATA\040721\040721 2021-04-07 11-24-23\5L028107.D
Sample Name: S1D0115-CCV2

==========

Acq. Operator : ECL Seq. Line : 12
Acq. Instrument : HPLC5 Location : Vial 1
Injection Date : 4/7/2021 4:45:07 PM Inj : 1
Inj Volume : 100 µl
Acq. Method : C:\Chem32\1\DATA\040721\040721 2021-04-07 11-24-23\8330PLUS-PETN.M
Last changed : 4/5/2021 11:57:50 PM by JWR
Analysis Method : C:\CHEM32\1\METHODS\8330PLUS-PETNDA.M
Last changed : 4/7/2021 11:02:27 AM by ECL
Method Info : OVD-SOP#HPLC02: 8330PLUS-PETN Calibration 03/31/2021

Sample Info : 1 (500ppb "OC")

==========

Signal 2: DAD1 C, Sig=210,16 Ref=360,100

RetTime [min]	Type	Area [mAU*s]	Amt/Area	Amount [ug/L]	Grp	Name
13.719	VBA	114.54429	3.86345	442.53577		PETN

Totals : 442.53577

==========

*** End of Report ***

Data File C:\CHEM32\1\DATA\040721\040721 2021-04-07 11-24-23\5L028118.D
Sample Name: S1D0115-CCV3

==========

Acq. Operator : ECL
Seq. Line : 23
Acq. Instrument : HPLC5
Location : Vial 1
Injection Date : 4/7/2021 9:55:12 PM
Inj : 1
Inj Volume : 100 µl
Acq. Method : C:\Chem32\1\DATA\040721\040721 2021-04-07 11-24-23\8330PLUS-PETN.M
Last changed : 4/5/2021 11:57:50 PM by JWR
Analysis Method : C:\CHEM32\1\METHODS\8330PLUS-PETNDA.M
Last changed : 4/7/2021 11:02:27 AM by ECL
Method Info : OVD-SOP#HPLC02: 8330PLUS-PETN Calibration 03/31/2021

Sample Info : 1 (500ppb "OC")

==========

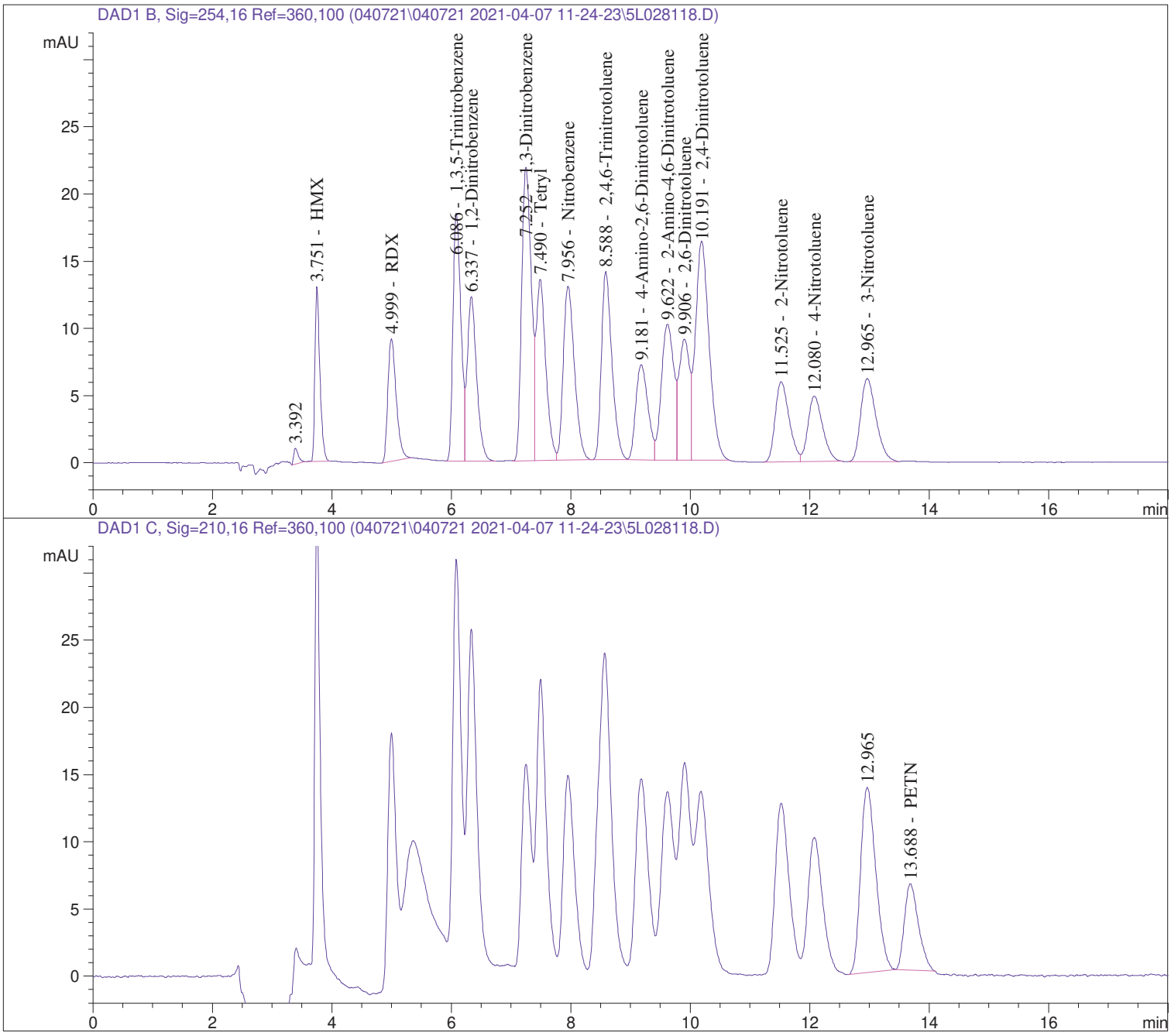

Data File C:\CHEM32\1\DATA\040721\040721 2021-04-07 11-24-23\5L028118.D
Sample Name: S1D0115-CCV3

==========

Acq. Operator : ECL
Seq. Line : 23
Acq. Instrument : HPLC5
Location : Vial 1
Injection Date : 4/7/2021 9:55:12 PM
Inj : 1
Inj Volume : 100 µl
Acq. Method : C:\Chem32\1\DATA\040721\040721 2021-04-07 11-24-23\8330PLUS-PETN.M
Last changed : 4/5/2021 11:57:50 PM by JWR
Analysis Method : C:\CHEM32\1\METHODS\8330PLUS-PETNDA.M
Last changed : 4/7/2021 11:02:27 AM by ECL
Method Info : OVD-SOP#HPLC02: 8330PLUS-PETN Calibration 03/31/2021

Sample Info : 1 (500ppb "OC")

==========

==========

External Standard Report

==========

Sorted By : Signal
Calib. Data Modified : 4/6/2021 11:29:02 AM
Multiplier : 1.0000
Dilution : 1.0000
Use Multiplier & Dilution Factor with ISTDs

Signal 1: DAD1 B, Sig=254,16 Ref=360,100

RetTime [min]	Type	Area [mAU*s]	Amt/Area	Amount [ug/L]	Grp	Name
3.751	BV	74.36937	6.20336	461.34022		HMX
4.999	BBA	89.11285	5.19668	463.09117		RDX
6.086	VV	170.63553	2.62151	447.32265		1,3,5-Trinitrobenzene
6.337	VBA	134.42009	3.55806	478.27434		1,2-Dinitrobenzene
7.252	VV	245.49570	1.81395	445.31598		1,3-Dinitrobenzene
7.490	VV	151.84634	2.98404	453.11586		Tetryl
7.956	VV	168.76846	2.64638	446.62589		Nitrobenzene
8.588	VV	171.52258	2.53631	435.03447		2,4,6-Trinitrotoluene
9.181	VV	101.38348	4.40722	446.81879		4-Amino-2,6-Dinitrotoluene
9.622	VV	146.47820	3.00107	439.59159		2-Amino-4,6-Dinitrotoluene
9.906	VV	112.21445	3.84964	431.98529		2,6-Dinitrotoluene
10.191	VBA	262.72986	1.82501	479.48488		2,4-Dinitrotoluene
11.525	BV	97.13180	4.52342	439.36785		2-Nitrotoluene
12.080	VBA	83.22043	5.36389	446.38556		4-Nitrotoluene
12.965	BBA	110.95085	4.00426	444.27659		3-Nitrotoluene

Totals : 6758.03114

Data File C:\CHEM32\1\DATA\040721\040721 2021-04-07 11-24-23\5L028118.D
Sample Name: S1D0115-CCV3

==========

Acq. Operator : ECL
Seq. Line : 23
Acq. Instrument : HPLC5
Location : Vial 1
Injection Date : 4/7/2021 9:55:12 PM
Inj : 1
Inj Volume : 100 µl
Acq. Method : C:\Chem32\1\DATA\040721\040721 2021-04-07 11-24-23\8330PLUS-PETN.M
Last changed : 4/5/2021 11:57:50 PM by JWR
Analysis Method : C:\CHEM32\1\METHODS\8330PLUS-PETNDA.M
Last changed : 4/7/2021 11:02:27 AM by ECL
Method Info : OVD-SOP#HPLC02: 8330PLUS-PETN Calibration 03/31/2021

Sample Info : 1 (500ppb "OC")

==========

Signal 2: DAD1 C, Sig=210,16 Ref=360,100

RetTime [min]	Type	Area [mAU*s]	Amt/Area	Amount [ug/L]	Grp	Name
13.688	VBA	105.01342	3.86075	405.43011		PETN

Totals : 405.43011

==========

*** End of Report ***

Data File C:\CHEM32\1\DATA\040721\040721 2021-04-07 11-24-23\5L028129.D
Sample Name: S1D0115-CCV4

==========

Acq. Operator : ECL
Seq. Line : 34
Acq. Instrument : HPLC5
Location : Vial 1
Injection Date : 4/8/2021 3:05:17 AM
Inj : 1
Inj Volume : 100 µl
Acq. Method : C:\Chem32\1\DATA\040721\040721 2021-04-07 11-24-23\8330PLUS-PETN.M
Last changed : 4/5/2021 11:57:50 PM by JWR
Analysis Method : C:\CHEM32\1\METHODS\8330PLUS-PETNDA.M
Last changed : 4/7/2021 11:02:27 AM by ECL
Method Info : OVD-SOP#HPLC02: 8330PLUS-PETN Calibration 03/31/2021

Sample Info : 1 (500ppb "OC")

==========

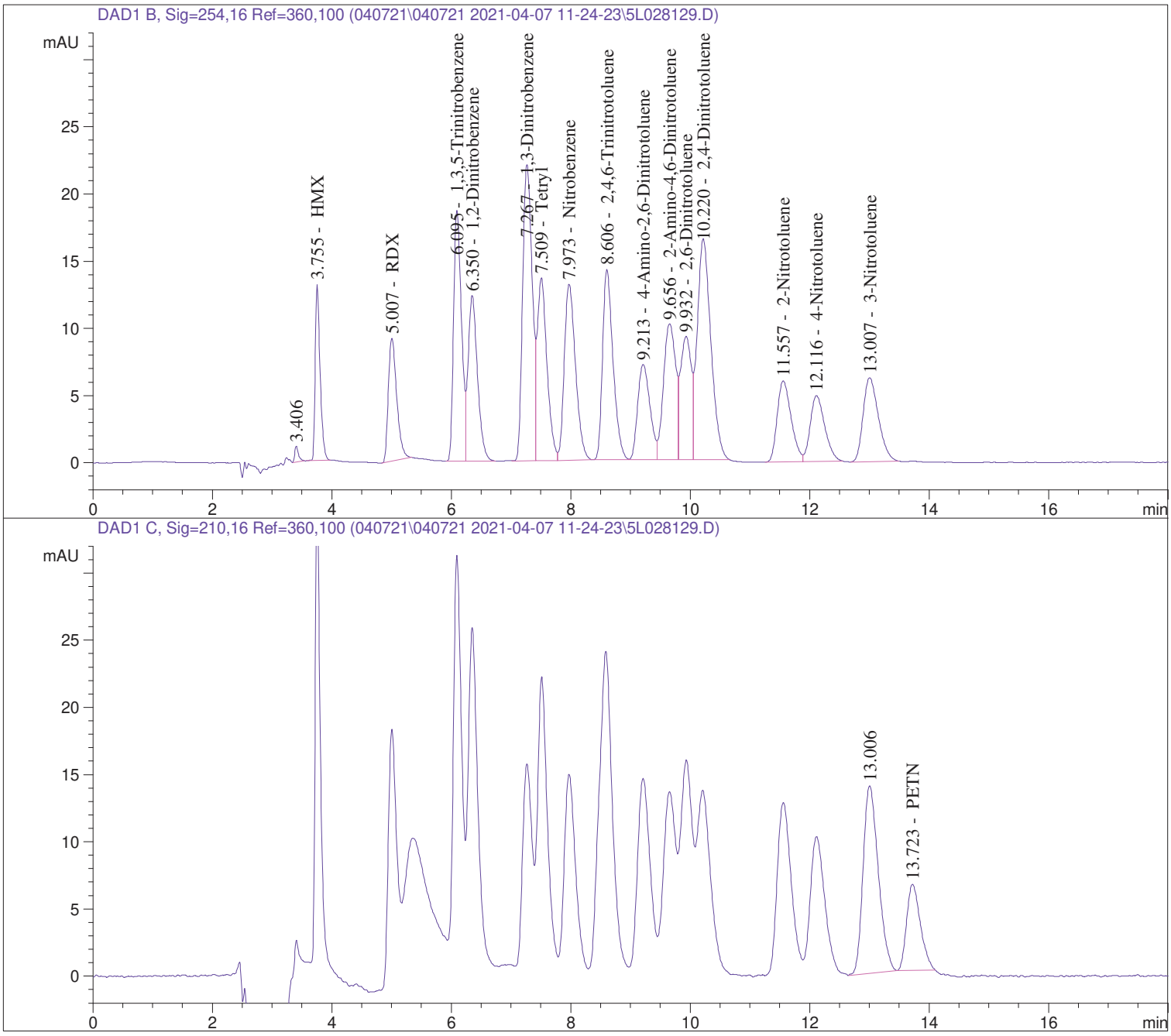

Data File C:\CHEM32\1\DATA\040721\040721 2021-04-07 11-24-23\5L028129.D
Sample Name: S1D0115-CCV4

==========

Acq. Operator : ECL
Seq. Line : 34
Acq. Instrument : HPLC5
Location : Vial 1
Injection Date : 4/8/2021 3:05:17 AM
Inj : 1
Inj Volume : 100 µl
Acq. Method : C:\Chem32\1\DATA\040721\040721 2021-04-07 11-24-23\8330PLUS-PETN.M
Last changed : 4/5/2021 11:57:50 PM by JWR
Analysis Method : C:\CHEM32\1\METHODS\8330PLUS-PETNDA.M
Last changed : 4/7/2021 11:02:27 AM by ECL
Method Info : OVD-SOP#HPLC02: 8330PLUS-PETN Calibration 03/31/2021

Sample Info : 1 (500ppb "OC")

==========

==========

External Standard Report

==========

Sorted By : Signal
Calib. Data Modified : 4/6/2021 11:29:02 AM
Multiplier : 1.0000
Dilution : 1.0000
Use Multiplier & Dilution Factor with ISTDs

Signal 1: DAD1 B, Sig=254,16 Ref=360,100

RetTime [min]	Type	Area [mAU*s]	Amt/Area	Amount [ug/L]	Grp	Name
3.755	BV	74.77931	6.20356	463.89782		HMX
5.007	BBA	89.57072	5.19628	465.43491		RDX
6.095	VV	172.41841	2.62151	451.99590		1,3,5-Trinitrobenzene
6.350	VBA	134.91115	3.55804	480.01964		1,2-Dinitrobenzene
7.267	VV	248.22244	1.81395	450.26415		1,3-Dinitrobenzene
7.509	VV	152.77405	2.98405	455.88539		Tetryl
7.973	VV	170.88670	2.64643	452.24048		Nitrobenzene
8.606	VV	172.59763	2.53637	437.77214		2,4,6-Trinitrotoluene
9.213	VV	101.33865	4.40722	446.62167		4-Amino-2,6-Dinitrotoluene
9.656	VV	145.14012	3.00110	435.58014		2-Amino-4,6-Dinitrotoluene
9.932	VV	114.55211	3.84977	440.99905		2,6-Dinitrotoluene
10.220	VBA	262.97430	1.82501	479.93117		2,4-Dinitrotoluene
11.557	BV	98.13753	4.52348	443.92292		2-Nitrotoluene
12.116	VBA	83.05733	5.36390	445.51141		4-Nitrotoluene
13.007	BBA	111.11275	4.00426	444.92469		3-Nitrotoluene

Totals : 6795.00147

Data File C:\CHEM32\1\DATA\040721\040721 2021-04-07 11-24-23\5L028129.D
Sample Name: S1D0115-CCV4

==========

Acq. Operator : ECL
Seq. Line : 34
Acq. Instrument : HPLC5
Location : Vial 1
Injection Date : 4/8/2021 3:05:17 AM
Inj : 1
Inj Volume : 100 µl
Acq. Method : C:\Chem32\1\DATA\040721\040721 2021-04-07 11-24-23\8330PLUS-PETN.M
Last changed : 4/5/2021 11:57:50 PM by JWR
Analysis Method : C:\CHEM32\1\METHODS\8330PLUS-PETNDA.M
Last changed : 4/7/2021 11:02:27 AM by ECL
Method Info : OVD-SOP#HPLC02: 8330PLUS-PETN Calibration 03/31/2021

Sample Info : 1 (500ppb "OC")

==========

Signal 2: DAD1 C, Sig=210,16 Ref=360,100

RetTime [min]	Type	Area [mAU*s]	Amt/Area	Amount [ug/L]	Grp	Name
13.723	VBA	103.04279	3.86012	397.75805		PETN

Totals : 397.75805

==========

*** End of Report ***

Data File C:\CHEM32\1\DATA\040721\040721 2021-04-07 11-24-23\5L028140.D
Sample Name: S1D0115-CCV5

==========

Acq. Operator : ECL
Seq. Line : 45
Acq. Instrument : HPLC5
Location : Vial 1
Injection Date : 4/8/2021 8:15:28 AM
Inj : 1
Inj Volume : 100 µl
Acq. Method : C:\Chem32\1\DATA\040721\040721 2021-04-07 11-24-23\8330PLUS-PETN.M
Last changed : 4/5/2021 11:57:50 PM by JWR
Analysis Method : C:\CHEM32\1\METHODS\8330PLUS-PETNDA.M
Last changed : 4/9/2021 8:22:33 AM by ECL
Method Info : OVD-SOP#HPLC02: 8330PLUS-PETN Calibration 03/31/2021

Sample Info : 1 (500ppb "OC")

==========

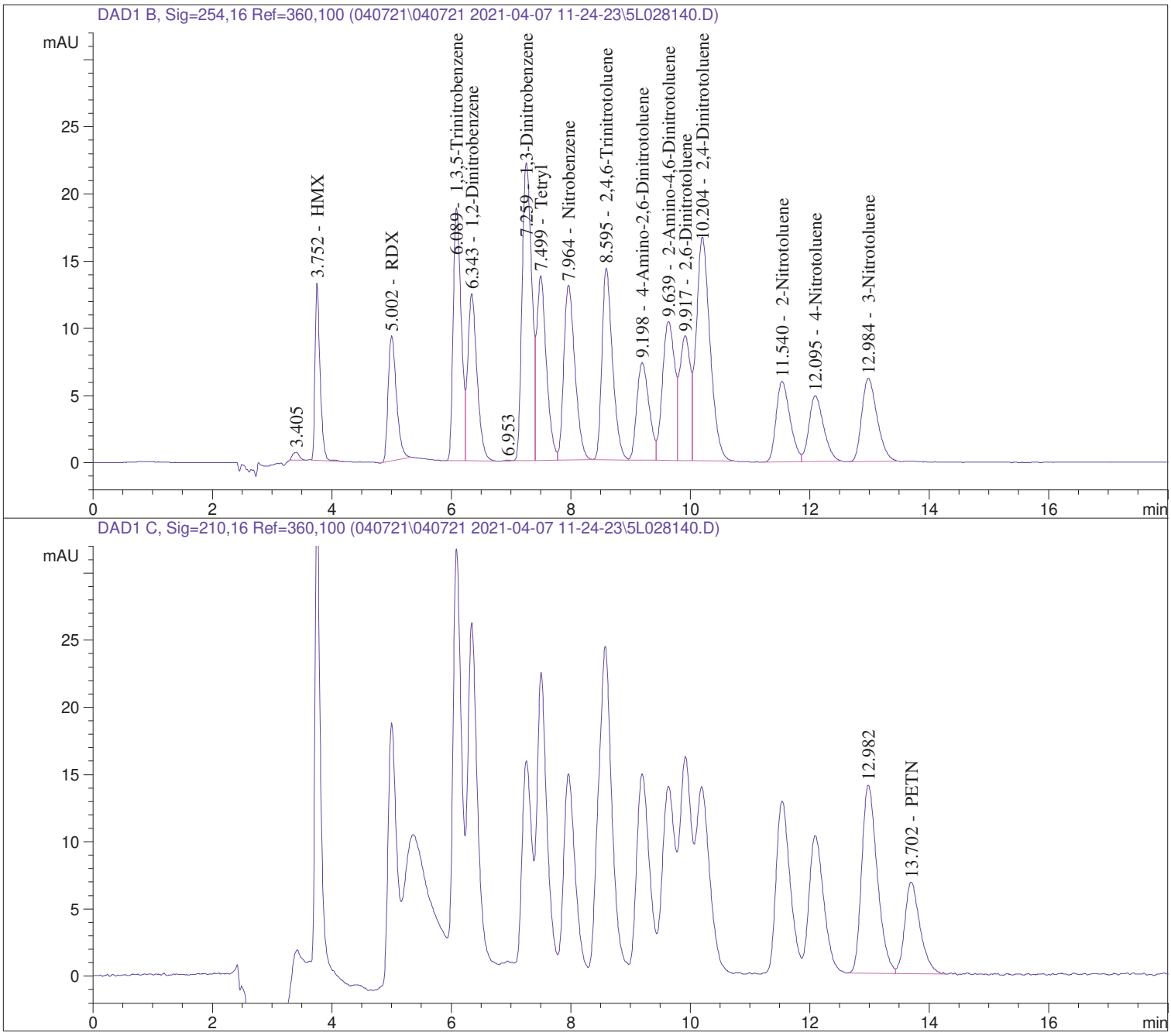

Data File C:\CHEM32\1\DATA\040721\040721 2021-04-07 11-24-23\5L028140.D
Sample Name: S1D0115-CCV5

==========

Acq. Operator : ECL Seq. Line : 45
Acq. Instrument : HPLC5 Location : Vial 1
Injection Date : 4/8/2021 8:15:28 AM Inj : 1
Inj Volume : 100 µl
Acq. Method : C:\Chem32\1\DATA\040721\040721 2021-04-07 11-24-23\8330PLUS-PETN.M
Last changed : 4/5/2021 11:57:50 PM by JWR
Analysis Method : C:\CHEM32\1\METHODS\8330PLUS-PETNDA.M
Last changed : 4/9/2021 8:22:33 AM by ECL
Method Info : OVD-SOP#HPLC02: 8330PLUS-PETN Calibration 03/31/2021

Sample Info : 1 (500ppb "OC")

==========

==========

External Standard Report

==========

Sorted By : Signal
Calib. Data Modified : 4/6/2021 11:29:02 AM
Multiplier : 1.0000
Dilution : 1.0000
Use Multiplier & Dilution Factor with ISTDs

Signal 1: DAD1 B, Sig=254,16 Ref=360,100

RetTime [min]	Type	Area [mAU*s]	Amt/Area	Amount [ug/L]	Grp	Name
3.752	VV	77.03577	6.20459	477.97565		HMX
5.002	BBA	90.11993	5.19581	468.24629		RDX
6.089	BV	173.51016	2.62150	454.85757		1,3,5-Trinitrobenzene
6.343	VBA	135.52983	3.55803	482.21854		1,2-Dinitrobenzene
7.259	VV	248.54448	1.81396	450.84854		1,3-Dinitrobenzene
7.499	VV	154.60844	2.98407	461.36171		Tetryl
7.964	VV	168.57191	2.64638	446.10492		Nitrobenzene
8.595	VV	174.33337	2.53648	442.19233		2,4,6-Trinitrotoluene
9.198	VV	103.62549	4.40701	456.67862		4-Amino-2,6-Dinitrotoluene
9.639	VV	148.52589	3.00103	445.73044		2-Amino-4,6-Dinitrotoluene
9.917	VV	115.84864	3.84984	445.99834		2,6-Dinitrotoluene
10.204	VBA	268.80612	1.82503	490.57833		2,4-Dinitrotoluene
11.540	BV	97.04264	4.52341	438.96405		2-Nitrotoluene
12.095	VBA	82.97665	5.36391	445.07900		4-Nitrotoluene
12.984	BBA	110.47408	4.00427	442.36798		3-Nitrotoluene

Totals : 6849.20230

Data File C:\CHEM32\1\DATA\040721\040721 2021-04-07 11-24-23\5L028140.D
Sample Name: S1D0115-CCV5

==========

Acq. Operator : ECL Seq. Line : 45
Acq. Instrument : HPLC5 Location : Vial 1
Injection Date : 4/8/2021 8:15:28 AM Inj : 1
Inj Volume : 100 µl
Acq. Method : C:\Chem32\1\DATA\040721\040721 2021-04-07 11-24-23\8330PLUS-PETN.M
Last changed : 4/5/2021 11:57:50 PM by JWR
Analysis Method : C:\CHEM32\1\METHODS\8330PLUS-PETNDA.M
Last changed : 4/9/2021 8:22:33 AM by ECL
Method Info : OVD-SOP#HPLC02: 8330PLUS-PETN Calibration 03/31/2021

Sample Info : 1 (500ppb "OC")

==========

Signal 2: DAD1 C, Sig=210,16 Ref=360,100

RetTime [min]	Type	Area [mAU*s]	Amt/Area	Amount [ug/L]	Grp	Name
13.702	VV	122.42499	3.86536	473.21697		PETN

Totals : 473.21697

==========

*** End of Report ***

Data File C:\CHEM32\1\DATA\040821\040821 2021-04-08 12-43-30\6L0008566.D
Sample Name: S1D0148-CCV1

==========

Acq. Operator : ECL
Seq. Line : 1
Acq. Instrument : HPLC6
Location : 1
Injection Date : 4/8/2021 12:46:19 PM
Inj : 1
Inj Volume : 100.000 µl
Acq. Method : C:\Chem32\1\Data\040821\040821 2021-04-08 12-43-30\8330.M
Last changed : 4/8/2021 12:43:30 PM by ECL
Analysis Method : C:\CHEM32\1\METHODS\8330DATA.M
Last changed : 4/8/2021 1:49:09 PM by JWR
Method Info : OVD-SOP#HPLC02 : 8330 Calibration 03/31/2021

Sample Info : 1 (500ppb)

==========

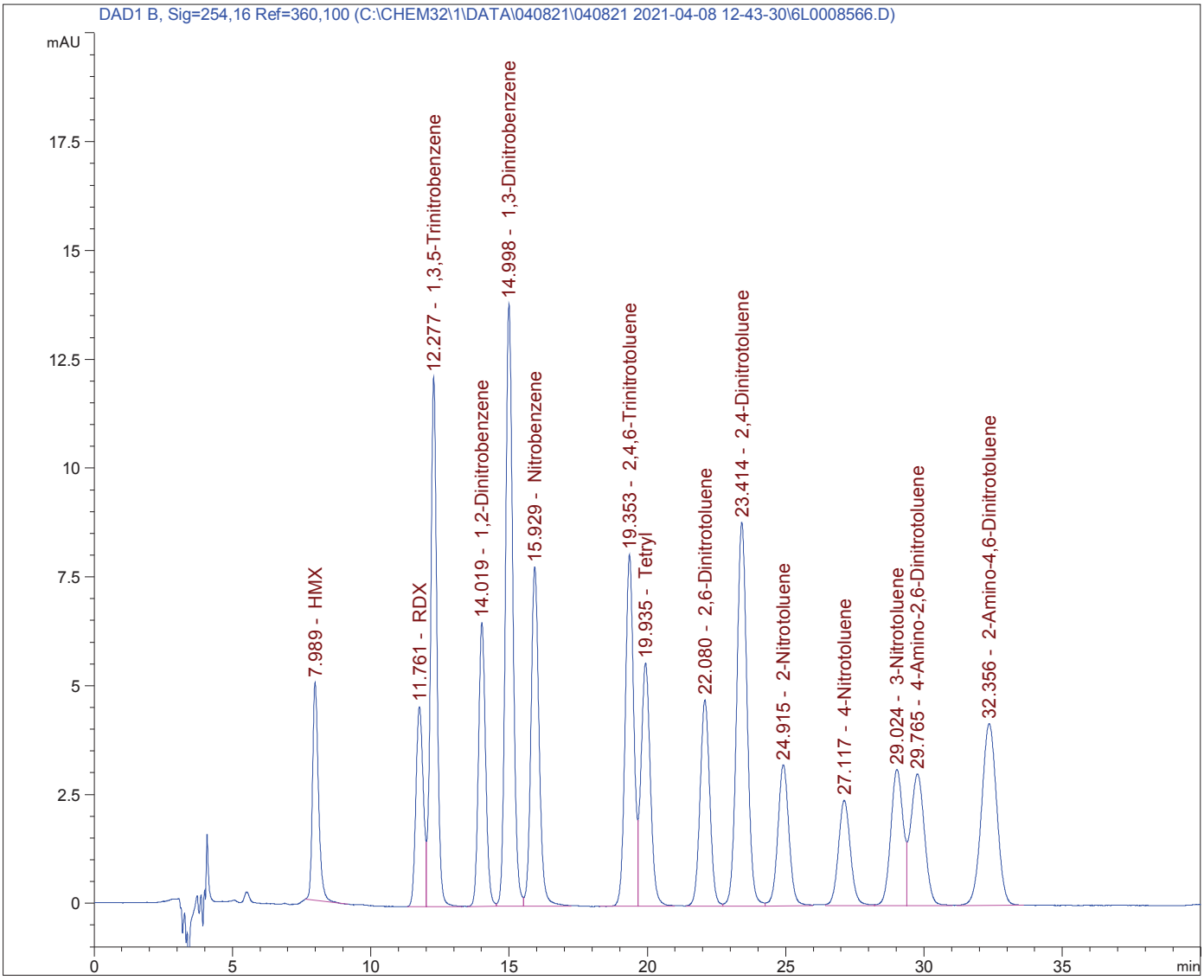

Data File C:\CHEM32\1\DATA\040821\040821 2021-04-08 12-43-30\6L0008566.D
Sample Name: S1D0148-CCV1

==========

Acq. Operator : ECL Seq. Line : 1
Acq. Instrument : HPLC6 Location : 1
Injection Date : 4/8/2021 12:46:19 PM Inj : 1
Inj Volume : 100.000 µl
Acq. Method : C:\Chem32\1\Data\040821\040821 2021-04-08 12-43-30\8330.M
Last changed : 4/8/2021 12:43:30 PM by ECL
Analysis Method : C:\CHEM32\1\METHODS\8330DATA.M
Last changed : 4/8/2021 1:49:09 PM by JWR
Method Info : OVD-SOP#HPLC02 : 8330 Calibration 03/31/2021

Sample Info : 1 (500ppb)

==========

==========

External Standard Report

==========

Sorted By : Signal
Calib. Data Modified : 4/8/2021 1:48:34 PM
Multiplier : 1.0000
Dilution : 1.0000
Do not use Multiplier & Dilution Factor with ISTDs

Signal 1: DAD1 B, Sig=254,16 Ref=360,100

RetTime [min]	Type	Area [mAU*s]	Amt/Area	Amount [ug/L]	Grp	Name
7.989	BV	75.27770	5.90863	444.78846		HMX
11.761	BV	85.63154	5.52169	472.83066		RDX
12.277	VB	194.37642	2.39847	466.20505		1,3,5-Trinitrobenzene
14.019	BV	116.43081	3.78491	440.68015		1,2-Dinitrobenzene
14.998	VV	257.36945	1.70958	439.99256		1,3-Dinitrobenzene
15.929	VB	158.59297	2.61248	414.32168		Nitrobenzene
19.353	VV	172.58362	2.49555	430.69092		2,4,6-Trinitrotoluene
19.935	VB	132.20500	3.29479	435.58814		Tetryl
22.080	BV	115.12724	3.76950	433.97239		2,6-Dinitrotoluene
23.414	VV	230.23648	1.89661	436.66807		2,4-Dinitrotoluene
24.915	VB	90.43782	4.46016	403.36686		2-Nitrotoluene
27.117	BV	73.54015	5.45212	400.94947		4-Nitrotoluene
29.024	VV	97.93839	4.00485	392.22872		3-Nitrotoluene
29.765	VB	105.20226	4.27209	449.43361		4-Amino-2,6-Dinitrotoluene
32.356	BB	159.08214	2.79438	444.53573		2-Amino-4,6-Dinitrotoluene

Totals : 6506.25249

1 Warnings or Errors :

Warning : Calibration warnings (see calibration table listing)

==========

*** End of Report ***

Data File C:\CHEM32\1\DATA\040821\040821 2021-04-08 12-43-30\6L0008578.D
Sample Name: S1D0148-CCV2

==========

Acq. Operator : ECL
Seq. Line : 12
Acq. Instrument : HPLC6
Location : 1
Injection Date : 4/9/2021 12:20:59 AM
Inj : 1
Inj Volume : 100.000 µl
Acq. Method : C:\Chem32\1\Data\040821\040821 2021-04-08 12-43-30\8330.M
Last changed : 4/8/2021 12:43:30 PM by ECL
Analysis Method : C:\CHEM32\1\METHODS\8330DATA.M
Last changed : 4/8/2021 1:49:09 PM by JWR
Method Info : OVD-SOP#HPLC02 : 8330 Calibration 03/31/2021

Sample Info : 1 (500ppb)

==========

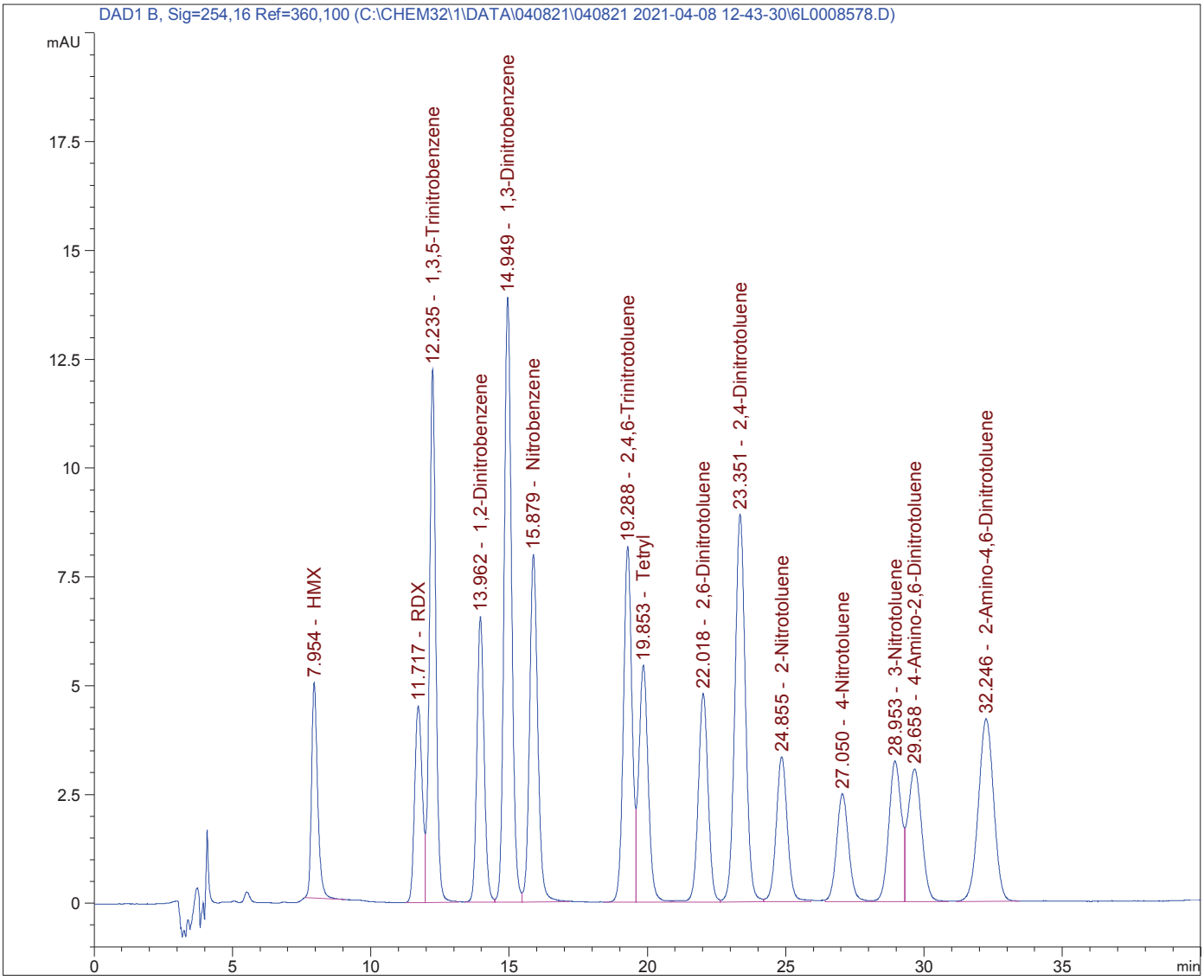

Data File C:\CHEM32\1\DATA\040821\040821 2021-04-08 12-43-30\6L0008578.D
Sample Name: S1D0148-CCV2

==========

Acq. Operator : ECL Seq. Line : 12
Acq. Instrument : HPLC6 Location : 1
Injection Date : 4/9/2021 12:20:59 AM Inj : 1
Inj Volume : 100.000 µl
Acq. Method : C:\Chem32\1\Data\040821\040821 2021-04-08 12-43-30\8330.M
Last changed : 4/8/2021 12:43:30 PM by ECL
Analysis Method : C:\CHEM32\1\METHODS\8330DATA.M
Last changed : 4/8/2021 1:49:09 PM by JWR
Method Info : OVD-SOP#HPLC02 : 8330 Calibration 03/31/2021

Sample Info : 1 (500ppb)

==========

==========

External Standard Report

==========

Sorted By : Signal
Calib. Data Modified : 4/8/2021 1:48:34 PM
Multiplier : 1.0000
Dilution : 1.0000
Do not use Multiplier & Dilution Factor with ISTDs

Signal 1: DAD1 B, Sig=254,16 Ref=360,100

RetTime [min]	Type	Area [mAU*s]	Amt/Area	Amount [ug/L]	Grp	Name
7.954	BB	75.36369	5.90874	445.30441		HMX
11.717	BV	86.19128	5.52172	475.92414		RDX
12.235	VB	197.68413	2.39844	474.13363		1,3,5-Trinitrobenzene
13.962	BV	118.73781	3.78481	449.39964		1,2-Dinitrobenzene
14.949	VV	261.99530	1.70954	447.89253		1,3-Dinitrobenzene
15.879	VB	164.11597	2.61216	428.69748		Nitrobenzene
19.288	VV	175.17694	2.49567	437.18429		2,4,6-Trinitrotoluene
19.853	VB	128.44563	3.29535	423.27307		Tetryl
22.018	BV	118.14512	3.76941	445.33710		2,6-Dinitrotoluene
23.351	VV	234.21907	1.89659	444.21677		2,4-Dinitrotoluene
24.855	VB	93.56718	4.45962	417.27450		2-Nitrotoluene
27.050	BV	75.18333	5.45215	409.91102		4-Nitrotoluene
28.953	VV	101.47186	4.00479	406.37321		3-Nitrotoluene
29.658	VB	106.03868	4.27208	453.00541		4-Amino-2,6-Dinitrotoluene
32.246	BB	160.85022	2.79433	449.46894		2-Amino-4,6-Dinitrotoluene

Totals : 6607.39613

1 Warnings or Errors :

Warning : Calibration warnings (see calibration table listing)

==========

*** End of Report ***

Data File C:\CHEM32\1\DATA\040821\040821 2021-04-08 12-43-30\6L0008580.D
Sample Name: S1D0148-CCV3

==========

Acq. Operator : ECL
Seq. Line : 14
Acq. Instrument : HPLC6
Location : 1
Injection Date : 4/9/2021 2:26:40 AM
Inj : 1
Inj Volume : 100.000 µl
Acq. Method : C:\Chem32\1\Data\040821\040821 2021-04-08 12-43-30\8330.M
Last changed : 4/8/2021 12:43:30 PM by ECL
Analysis Method : C:\CHEM32\1\METHODS\8330DATA.M
Last changed : 4/9/2021 1:23:32 PM by JWR
Method Info : OVD-SOP#HPLC02 : 8330 Calibration 03/31/2021

Sample Info : 1 (500ppb)

==========

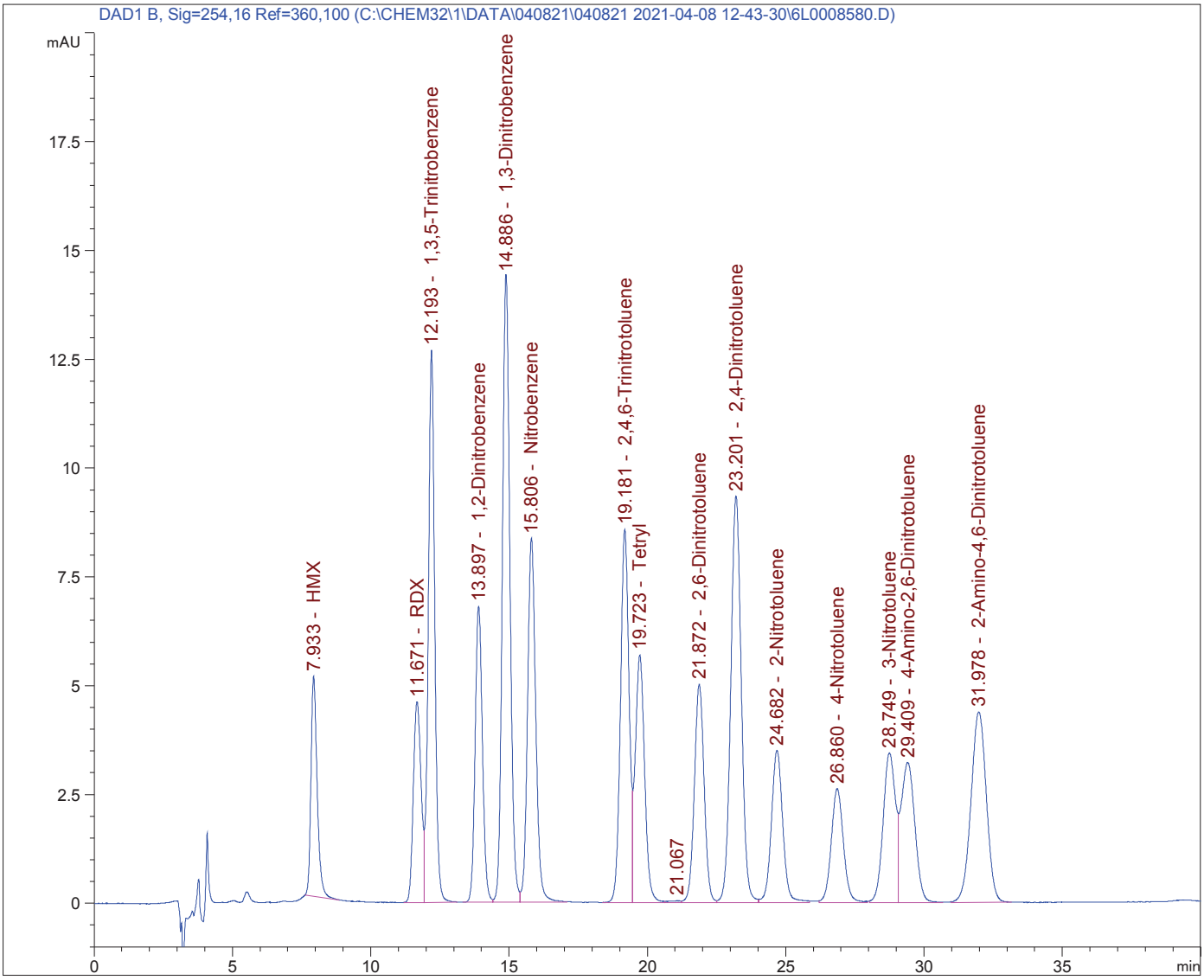

Data File C:\CHEM32\1\DATA\040821\040821 2021-04-08 12-43-30\6L0008580.D
Sample Name: S1D0148-CCV3

==========

Acq. Operator : ECL Seq. Line : 14
Acq. Instrument : HPLC6 Location : 1
Injection Date : 4/9/2021 2:26:40 AM Inj : 1
Inj Volume : 100.000 µl
Acq. Method : C:\Chem32\1\Data\040821\040821 2021-04-08 12-43-30\8330.M
Last changed : 4/8/2021 12:43:30 PM by ECL
Analysis Method : C:\CHEM32\1\METHODS\8330DATA.M
Last changed : 4/9/2021 1:23:32 PM by JWR
Method Info : OVD-SOP#HPLC02 : 8330 Calibration 03/31/2021

Sample Info : 1 (500ppb)

==========

==========

External Standard Report

==========

Sorted By : Signal
Calib. Data Modified : 4/9/2021 1:23:32 PM
Multiplier : 1.0000
Dilution : 1.0000
Do not use Multiplier & Dilution Factor with ISTDs

Signal 1: DAD1 B, Sig=254,16 Ref=360,100

RetTime [min]	Type	Area [mAU*s]	Amt/Area	Amount [ug/L]	Grp	Name
7.933	BB	78.76432	5.91271	465.71033		HMX
11.671	BV	90.20955	5.52194	498.13134		RDX
12.193	VB	206.83890	2.39838	496.07759		1,3,5-Trinitrobenzene
13.897	BV	124.39045	3.78457	470.76425		1,2-Dinitrobenzene
14.886	VV	275.22632	1.70946	470.48827		1,3-Dinitrobenzene
15.806	VB	172.78416	2.61170	451.25994		Nitrobenzene
19.181	VV	185.43068	2.49613	462.85845		2,4,6-Trinitrotoluene
19.723	VV	133.52055	3.29461	439.89767		Tetryl
21.872	VV	123.46153	3.76925	465.35759		2,6-Dinitrotoluene
23.201	VV	246.93449	1.89653	468.31789		2,4-Dinitrotoluene
24.682	VB	99.79141	4.45866	444.93646		2-Nitrotoluene
26.860	BB	79.77541	5.45224	434.95505		4-Nitrotoluene
28.749	BV	107.93056	4.00468	432.22745		3-Nitrotoluene
29.409	VB	111.26049	4.27199	475.30414		4-Amino-2,6-Dinitrotoluene
31.978	BB	169.13033	2.79413	472.57166		2-Amino-4,6-Dinitrotoluene

Totals : 6948.85808

==========

*** End of Report ***

Data File C:\CHEM32\1\DATA\041221\041221 2021-04-12 19-11-55\5L028331.D
Sample Name: S1D0218-CCV1

==========

Acq. Operator : JWR
Seq. Line : 1
Acq. Instrument : HPLC5
Location : Vial 1
Injection Date : 4/12/2021 7:15:01 PM
Inj : 1
Inj Volume : 100 µl
Acq. Method : C:\Chem32\1\DATA\041221\041221 2021-04-12 19-11-55\8330PLUS-PETN.M
Last changed : 4/12/2021 7:11:51 PM by JWR
Analysis Method : C:\CHEM32\1\METHODS\8330PLUS-PETNDA.M
Last changed : 4/12/2021 6:53:09 PM by ECL
Method Info : OVD-SOP#HPLC02: 8330PLUS-PETN Calibration 03/31/2021

Sample Info : 1 (500ppb "OC")

==========

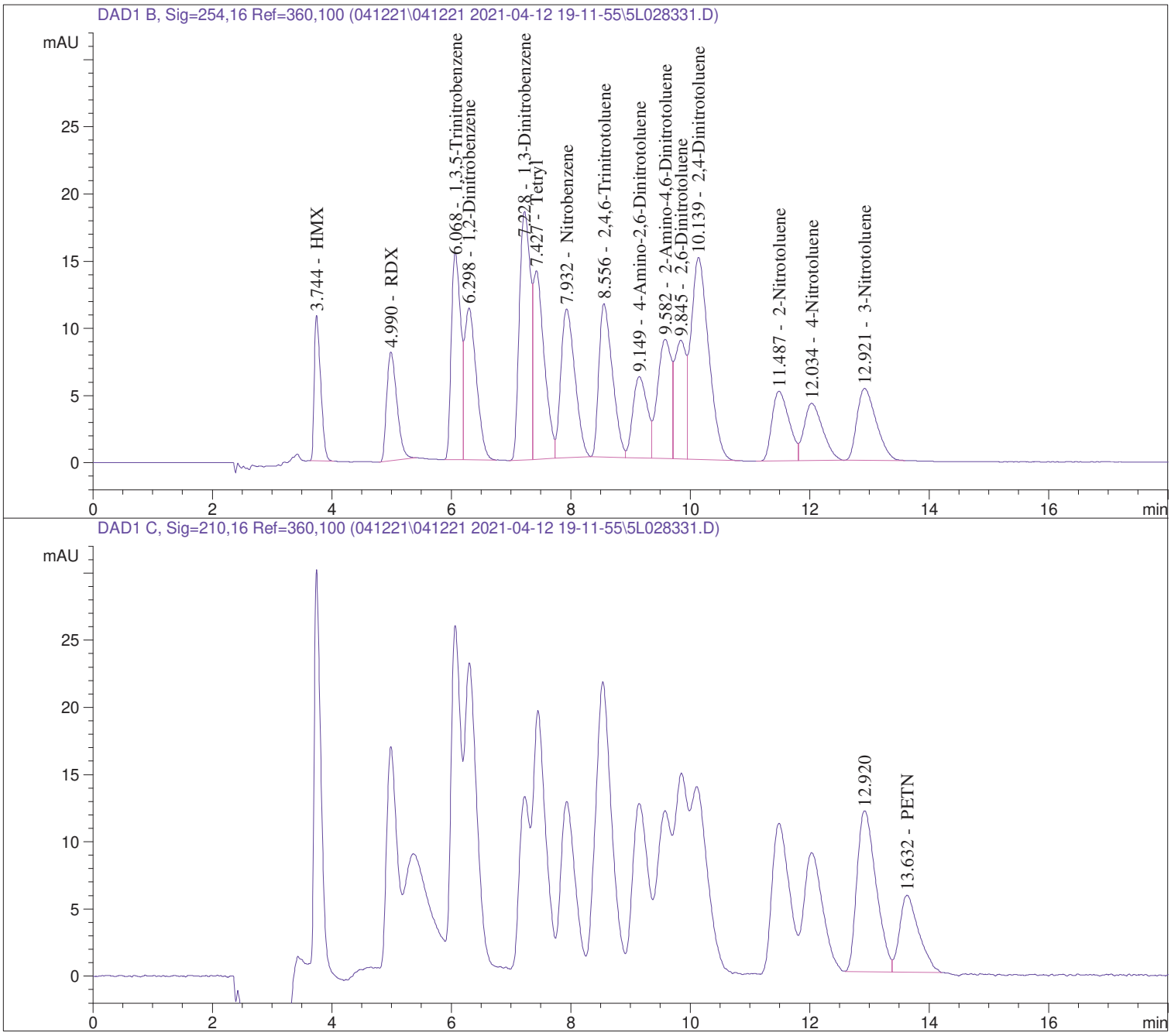

Data File C:\CHEM32\1\DATA\041221\041221 2021-04-12 19-11-55\5L028331.D
Sample Name: S1D0218-CCV1

==========

Acq. Operator : JWR
Seq. Line : 1
Acq. Instrument : HPLC5
Location : Vial 1
Injection Date : 4/12/2021 7:15:01 PM
Inj : 1
Inj Volume : 100 µl
Acq. Method : C:\Chem32\1\DATA\041221\041221 2021-04-12 19-11-55\8330PLUS-PETN.M
Last changed : 4/12/2021 7:11:51 PM by JWR
Analysis Method : C:\CHEM32\1\METHODS\8330PLUS-PETNDA.M
Last changed : 4/12/2021 6:53:09 PM by ECL
Method Info : OVD-SOP#HPLC02: 8330PLUS-PETN Calibration 03/31/2021

Sample Info : 1 (500ppb "OC")

==========

==========

External Standard Report

==========

Sorted By : Signal
Calib. Data Modified : 4/12/2021 8:36:52 AM
Multiplier : 1.0000
Dilution : 1.0000
Use Multiplier & Dilution Factor with ISTDs

Signal 1: DAD1 B, Sig=254,16 Ref=360,100

RetTime [min]	Type	Area [mAU*s]	Amt/Area	Amount [ug/L]	Grp	Name
3.744	BBA	80.18570	6.20594	497.62783		HMX
4.990	BBA	96.54636	5.19069	501.14239		RDX
6.068	BV	167.72922	2.62152	439.70470		1,3,5-Trinitrobenzene
6.298	VV	155.79756	3.55752	554.25317		1,2-Dinitrobenzene
7.228	VV	237.28127	1.81392	430.40940		1,3-Dinitrobenzene
7.427	VV	182.12955	2.98426	543.52197		Tetryl
7.932	VV	181.29599	2.64667	479.83128		Nitrobenzene
8.556	VV	179.34549	2.53676	454.95599		2,4,6-Trinitrotoluene
9.149	VV	101.39318	4.40721	446.86147		4-Amino-2,6-Dinitrotoluene
9.582	VV	143.28383	3.00114	430.01512		2-Amino-4,6-Dinitrotoluene
9.845	VV	115.16637	3.84980	443.36759		2,6-Dinitrotoluene
10.139	VBA	311.64719	1.82512	568.79338		2,4-Dinitrotoluene
11.487	VV	103.95658	4.52379	470.27808		2-Nitrotoluene
12.034	VV	93.39029	5.36342	500.89158		4-Nitrotoluene
12.921	VV	120.15244	4.00418	481.11200		3-Nitrotoluene

Totals : 7242.76592

Data File C:\CHEM32\1\DATA\041221\041221 2021-04-12 19-11-55\5L028331.D
Sample Name: S1D0218-CCV1

==========

Acq. Operator : JWR
Seq. Line : 1
Acq. Instrument : HPLC5
Location : Vial 1
Injection Date : 4/12/2021 7:15:01 PM
Inj : 1
Inj Volume : 100 µl
Acq. Method : C:\Chem32\1\DATA\041221\041221 2021-04-12 19-11-55\8330PLUS-PETN.M
Last changed : 4/12/2021 7:11:51 PM by JWR
Analysis Method : C:\CHEM32\1\METHODS\8330PLUS-PETNDA.M
Last changed : 4/12/2021 6:53:09 PM by ECL
Method Info : OVD-SOP#HPLC02: 8330PLUS-PETN Calibration 03/31/2021

Sample Info : 1 (500ppb "OC")

==========

Signal 2: DAD1 C, Sig=210,16 Ref=360,100

RetTime [min]	Type	Area [mAU*s]	Amt/Area	Amount [ug/L]	Grp	Name
13.632	VV	127.73323	3.86652	493.88306		PETN

Totals : 493.88306

==========

*** End of Report ***

Data File C:\CHEM32\1\DATA\041221\041221 2021-04-12 19-11-55\5L028342.D
Sample Name: S1D0218-CCV2

==========

Acq. Operator : JWR
Seq. Line : 12
Acq. Instrument : HPLC5
Location : Vial 1
Injection Date : 4/13/2021 12:24:56 AM
Inj : 1
Inj Volume : 100 µl
Acq. Method : C:\Chem32\1\DATA\041221\041221 2021-04-12 19-11-55\8330PLUS-PETN.M
Last changed : 4/12/2021 7:11:51 PM by JWR
Analysis Method : C:\CHEM32\1\METHODS\8330PLUS-PETNDA.M
Last changed : 4/12/2021 6:53:09 PM by ECL
Method Info : OVD-SOP#HPLC02: 8330PLUS-PETN Calibration 03/31/2021

Sample Info : 1 (500ppb "OC")

==========

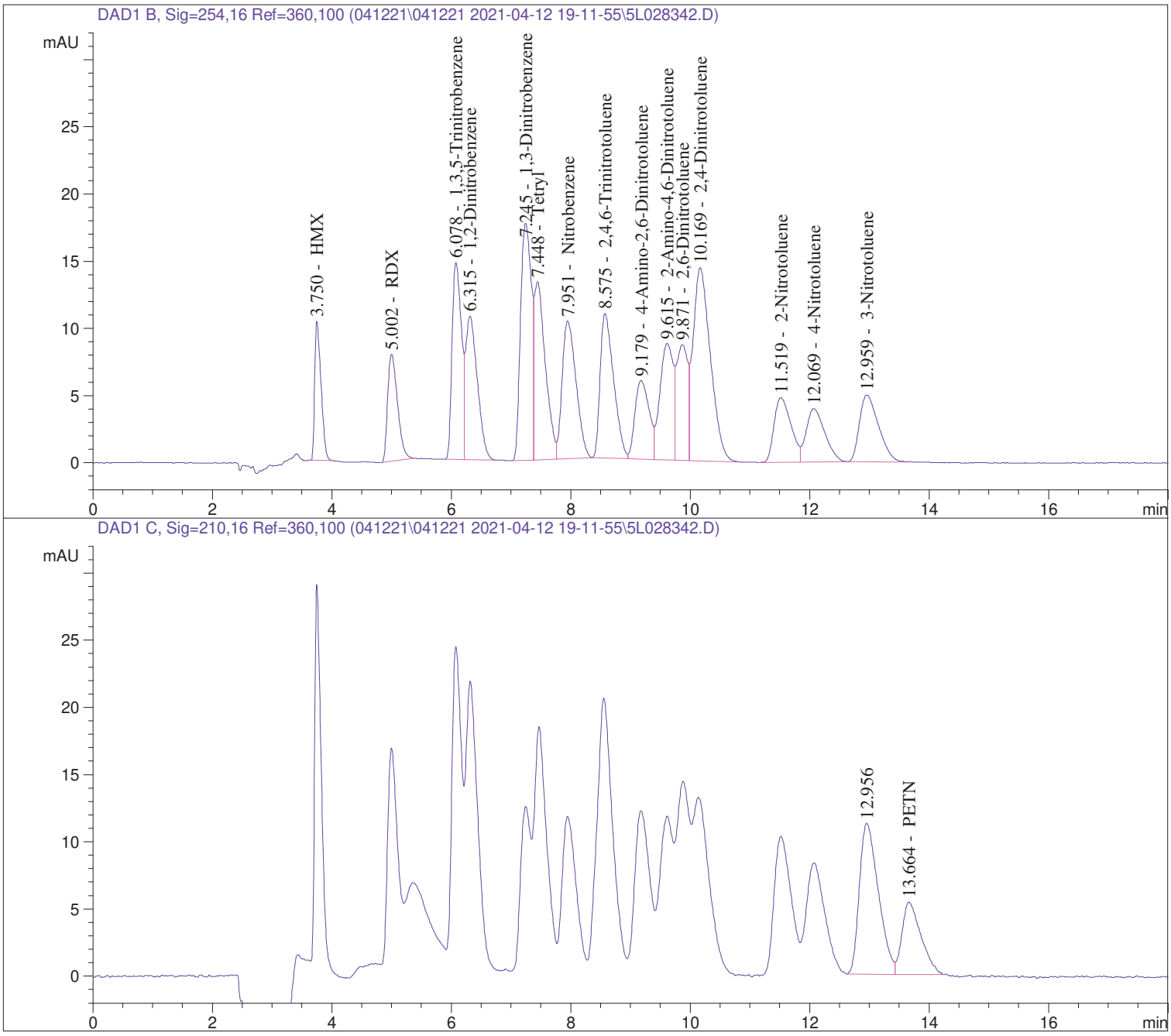

Data File C:\CHEM32\1\DATA\041221\041221 2021-04-12 19-11-55\5L028342.D
Sample Name: S1D0218-CCV2

==========

Acq. Operator : JWR
Seq. Line : 12
Acq. Instrument : HPLC5
Location : Vial 1
Injection Date : 4/13/2021 12:24:56 AM
Inj : 1
Inj Volume : 100 µl
Acq. Method : C:\Chem32\1\DATA\041221\041221 2021-04-12 19-11-55\8330PLUS-PETN.M
Last changed : 4/12/2021 7:11:51 PM by JWR
Analysis Method : C:\CHEM32\1\METHODS\8330PLUS-PETNDA.M
Last changed : 4/12/2021 6:53:09 PM by ECL
Method Info : OVD-SOP#HPLC02: 8330PLUS-PETN Calibration 03/31/2021

Sample Info : 1 (500ppb "OC")

==========

==========

External Standard Report

==========

Sorted By : Signal
Calib. Data Modified : 4/12/2021 8:36:52 AM
Multiplier : 1.0000
Dilution : 1.0000
Use Multiplier & Dilution Factor with ISTDs

Signal 1: DAD1 B, Sig=254,16 Ref=360,100

RetTime [min]	Type	Area [mAU*s]	Amt/Area	Amount [ug/L]	Grp	Name
3.750	BBA	76.67345	6.20443	475.71517		HMX
5.002	BBA	92.30914	5.19399	479.45254		RDX
6.078	BV	159.74010	2.62153	418.76380		1,3,5-Trinitrobenzene
6.315	VBA	145.52202	3.55776	517.73231		1,2-Dinitrobenzene
7.245	VV	223.66702	1.81387	405.70388		1,3-Dinitrobenzene
7.448	VV	171.27762	2.98419	511.12511		Tetryl
7.951	VV	165.76648	2.64631	438.66885		Nitrobenzene
8.575	VV	168.47591	2.53612	427.27592		2,4,6-Trinitrotoluene
9.179	VV	96.90758	4.40765	427.13488		4-Amino-2,6-Dinitrotoluene
9.615	VV	134.15007	3.00136	402.63279		2-Amino-4,6-Dinitrotoluene
9.871	VV	112.41988	3.84965	432.77740		2,6-Dinitrotoluene
10.169	VBA	292.21118	1.82508	533.30901		2,4-Dinitrotoluene
11.519	VV	94.97825	4.52329	429.61418		2-Nitrotoluene
12.069	VV	86.03179	5.36375	461.45324		4-Nitrotoluene
12.959	VV	110.34827	4.00427	441.86435		3-Nitrotoluene

Totals : 6803.22344

Data File C:\CHEM32\1\DATA\041221\041221 2021-04-12 19-11-55\5L028342.D
Sample Name: S1D0218-CCV2

==========

Acq. Operator : JWR
Seq. Line : 12
Acq. Instrument : HPLC5
Location : Vial 1
Injection Date : 4/13/2021 12:24:56 AM
Inj : 1
Inj Volume : 100 µl
Acq. Method : C:\Chem32\1\DATA\041221\041221 2021-04-12 19-11-55\8330PLUS-PETN.M
Last changed : 4/12/2021 7:11:51 PM by JWR
Analysis Method : C:\CHEM32\1\METHODS\8330PLUS-PETNDA.M
Last changed : 4/12/2021 6:53:09 PM by ECL
Method Info : OVD-SOP#HPLC02: 8330PLUS-PETN Calibration 03/31/2021

Sample Info : 1 (500ppb "OC")

==========

Signal 2: DAD1 C, Sig=210,16 Ref=360,100

RetTime [min]	Type	Area [mAU*s]	Amt/Area	Amount [ug/L]	Grp	Name
13.664	VV	119.55279	3.86469	462.03490		PETN

Totals : 462.03490

==========

*** End of Report ***

Data File C:\CHEM32\1\DATA\041221\041221 2021-04-12 19-11-55\5L028353.D
Sample Name: S1D0218-CCV3

==========

Acq. Operator : JWR
Seq. Line : 23
Acq. Instrument : HPLC5
Location : Vial 1
Injection Date : 4/13/2021 5:35:04 AM
Inj : 1
Inj Volume : 100 µl
Acq. Method : C:\Chem32\1\DATA\041221\041221 2021-04-12 19-11-55\8330PLUS-PETN.M
Last changed : 4/12/2021 7:11:51 PM by JWR
Analysis Method : C:\CHEM32\1\METHODS\8330PLUS-PETNDA.M
Last changed : 4/13/2021 8:25:01 AM by ECL
Method Info : OVD-SOP#HPLC02: 8330PLUS-PETN Calibration 03/31/2021

Sample Info : 1 (500ppb "OC")

==========

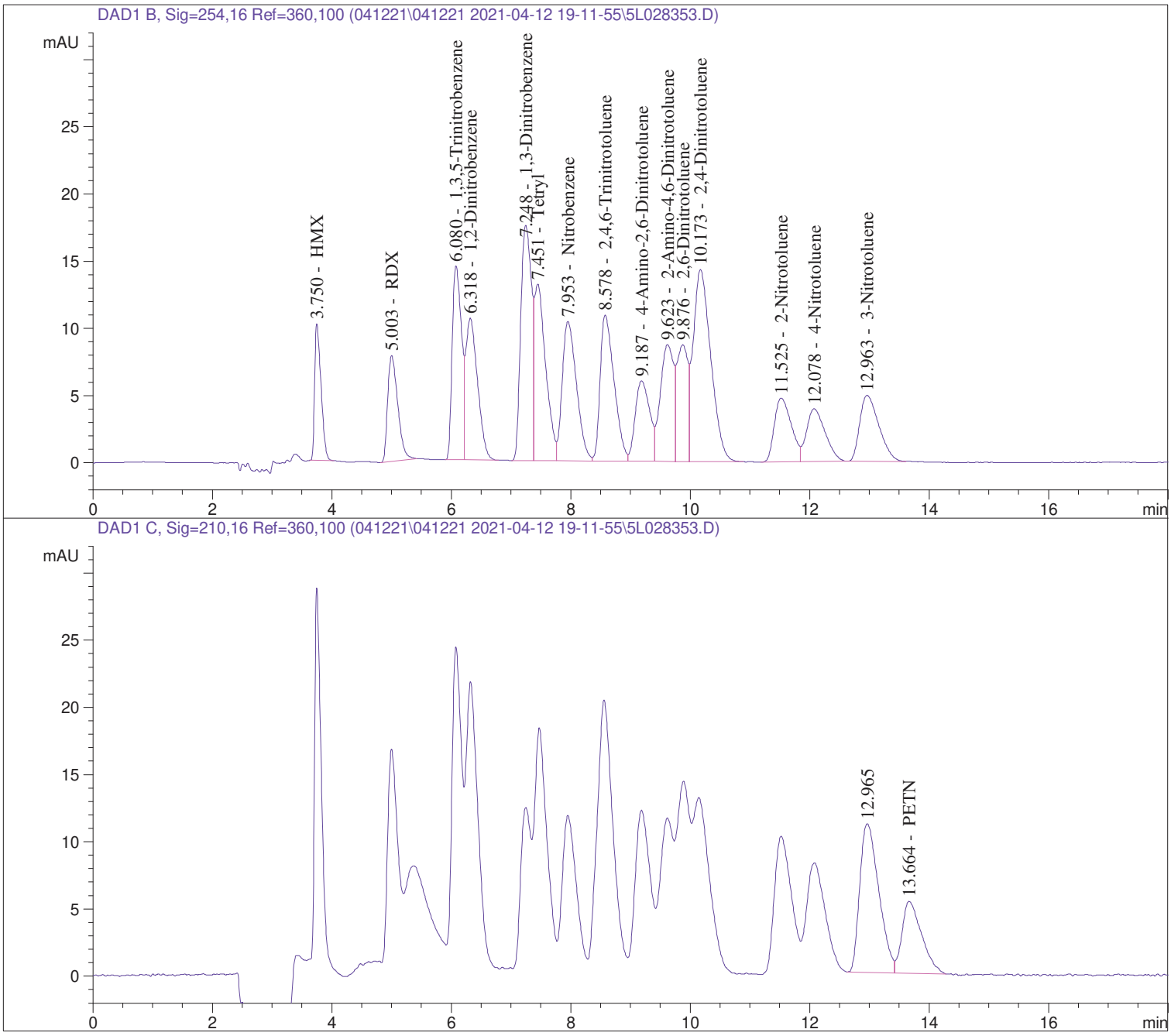

Data File C:\CHEM32\1\DATA\041221\041221 2021-04-12 19-11-55\5L028353.D
Sample Name: S1D0218-CCV3

==========

Acq. Operator : JWR Seq. Line : 23
Acq. Instrument : HPLC5 Location : Vial 1
Injection Date : 4/13/2021 5:35:04 AM Inj : 1
Inj Volume : 100 µl
Acq. Method : C:\Chem32\1\DATA\041221\041221 2021-04-12 19-11-55\8330PLUS-PETN.M
Last changed : 4/12/2021 7:11:51 PM by JWR
Analysis Method : C:\CHEM32\1\METHODS\8330PLUS-PETNDA.M
Last changed : 4/13/2021 8:25:01 AM by ECL
Method Info : OVD-SOP#HPLC02: 8330PLUS-PETN Calibration 03/31/2021

Sample Info : 1 (500ppb "OC")

==========

==========

External Standard Report

==========

Sorted By : Signal
Calib. Data Modified : 4/12/2021 8:36:52 AM
Multiplier : 1.0000
Dilution : 1.0000
Use Multiplier & Dilution Factor with ISTDs

Signal 1: DAD1 B, Sig=254,16 Ref=360,100

RetTime [min]	Type	Area [mAU*s]	Amt/Area	Amount [ug/L]	Grp	Name
3.750	BBA	75.73833	6.20401	469.88108		HMX
5.003	BBA	92.23061	5.19405	479.05056		RDX
6.080	BV	158.26616	2.62154	414.90035		1,3,5-Trinitrobenzene
6.318	VBA	144.07948	3.55780	512.60532		1,2-Dinitrobenzene
7.248	VV	223.39876	1.81387	405.21707		1,3-Dinitrobenzene
7.451	VV	171.62593	2.98419	512.16494		Tetryl
7.953	VV	172.89865	2.64648	457.57334		Nitrobenzene
8.578	VV	175.80740	2.53656	445.94603		2,4,6-Trinitrotoluene
9.187	VV	101.13609	4.40724	445.73086		4-Amino-2,6-Dinitrotoluene
9.623	VV	134.81444	3.00134	404.62451		2-Amino-4,6-Dinitrotoluene
9.876	VV	113.75814	3.84973	437.93758		2,6-Dinitrotoluene
10.173	VBA	293.02155	1.82508	534.78849		2,4-Dinitrotoluene
11.525	VV	94.19472	4.52324	426.06547		2-Nitrotoluene
12.078	VV	85.59809	5.36377	459.12880		4-Nitrotoluene
12.963	VV	109.45129	4.00428	438.27363		3-Nitrotoluene

Totals : 6843.88805

Data File C:\CHEM32\1\DATA\041221\041221 2021-04-12 19-11-55\5L028353.D
Sample Name: S1D0218-CCV3

==========

Acq. Operator : JWR
Seq. Line : 23
Acq. Instrument : HPLC5
Location : Vial 1
Injection Date : 4/13/2021 5:35:04 AM
Inj : 1
Inj Volume : 100 µl
Acq. Method : C:\Chem32\1\DATA\041221\041221 2021-04-12 19-11-55\8330PLUS-PETN.M
Last changed : 4/12/2021 7:11:51 PM by JWR
Analysis Method : C:\CHEM32\1\METHODS\8330PLUS-PETNDA.M
Last changed : 4/13/2021 8:25:01 AM by ECL
Method Info : OVD-SOP#HPLC02: 8330PLUS-PETN Calibration 03/31/2021

Sample Info : 1 (500ppb "OC")

==========

Signal 2: DAD1 C, Sig=210,16 Ref=360,100

RetTime [min]	Type	Area [mAU*s]	Amt/Area	Amount [ug/L]	Grp	Name
13.664	VV	123.52979	3.86561	477.51820		PETN

Totals : 477.51820

==========

*** End of Report ***

MICROBAC®

Analysis Class

Wet Chemistry

Microbac Laboratories, Inc.
158 Starlite Drive | Marietta, OH 45750 | 800.373.4071 | www.microbac.com

MICROBAC®

Wet Chemistry - Class Narrative and Notes

All test results meet the requirements of the QAPP and other applicable contract terms and conditions . Any exceptions are listed below in the sample and qc notes sections. Analytical results are reported on a 'as received' basis unless specified otherwise. Analytical results for solids with units ending in (dry) are reported on a dry weight basis. A statement of uncertainty for each analysis is available upon request.

MICROBAC Return to: 158 Starlite Drive Marietta Ohio 45750

CHAIN OF CUSTODY RECORD

Number
Instructions on back
TO BE COMPLETED BY MICROBAC

Lab Report Address
Client Name: HDR
Address:
City, State, Zip:
Contact: LYNN LUTZ
Telephone No.:

Invoice Address
Client Name:
Address:
City, State, Zip:
Contact:
Telephone No.:

Turnaround Time
[ ] Routine (5 to 7 business days)
[X] RUSH* (notify lab)
10-day TAT
(needed by)

Report Type
[ ]Results Only [ ]Level 1 [ ]Level 2 [ ]Level3 [ ]Level 4 [ ]EDD

Temperature Upon Receipt (°C)
Therm ID
Holding Time
Samples Received on Ice? Yes No N/A
Custody Seals Intact? Yes No N/A

Send Report via: [ ] Mail [ ] Fax [X] e-mail (address) LYNN.LUTZ@HDRINC.com
Send Invoice via: [ ] Mail [ ] Fax [X] e-mail (address) PHILIP.WERNER@HDRINC.com
Project:
Location:
PO No.:
Compliance Monitoring? [ ] Yes [ ] No
( ) Agency/Program
Sampled by (PRINT): ERIC NORTH
Sampler Signature:
Sampler Phone No.: 5127757848

* Matrix Types: Soil/Solid (S), Sludge, Oil, Wipe, Drinking Water (DW), Groundwater (GW), Surface Water (SW), Waste Water (WW), Other (specify)
** Preservative Types: (1) HNO3, (2) H2SO4, (3) HCl, (4) NaOH, (5) Zinc Acetate, (6) Methanol, (7) Sodium Bisulfate, (8) Sodium Thiosulfate, (9) Hexane, (U) Unpreserved

REQUESTED ANALYSIS

Lab ID	Client Sample ID	Date Collected	Time Collected	No. of Containers	Matrix	Grab / Comp	Preservative Types **	Explosives							Additional Notes
	29SB125 (3-4)	3/2/21	0900	1	SO			X							
	29SB125 (6-7)	3/2/21	0905	1	SO			X							
	29SB125 (11-12)	3/2/21	0910	1	SO			X							
	29SB125 (15-16)	3/2/21	1000	1	SO			X							
	29SB124 (3-4)	3/2/21	1025	1	SO			X							
	29SB124 (7-8)	3/2/21	1030	1	SO			X							
	29SB124 (11-12)	3/2/21	1035	1	SO			X							
	29SB124 (15-16)	3/2/21	1040	1	SO			X							
	29SB123 (2-3)	3/2/21	1045	1	SO			X							
	29SB123 (7-8)	3/2/21	1050	1	SO			X							

Possible Hazard Identification [ ] Hazardous [ ] Non-Hazardous [ ] Radioactive
Sample Disposition [ ] Dispo

Comments

Relinquished By (signature) Date/Time 3/3 1800 Rec
Relinquished By (signature) Date/Time Rec
Relinquished By (signature) Date/Time Received By (signature) Brenda Gregory Date/Time 3/4/21 @ 1145

M1C0514
HDR
Rec'd 03/04/2021 11:45
By Brenda Gregory
Temp 1.5 (Signature)

Rev: 07/18/2018

MICROBAC Return to: 158 Starlite Drive Marietta Ohio 45750

CHAIN OF CUSTODY RECORD

Number
Instructions on back

TO BE COMPLETED BY MICROBAC

Lab Report Address
Client Name:
Address:
City, State, Zip:
Contact:
Telephone No.:

Invoice Address
Client Name:
Address:
City, State, Zip:
Contact:
Telephone No.:

Turnaround Time
[ ] Routine (5 to 7 business days)
[ ] RUSH* (notify lab)
(needed by)

Report Type
[ ]Results Only [ ]Level 1 [ ]Level 2 [ ]Level3 [ ]Level 4 [ ]EDD

Temperature Upon Receipt (°C)
Therm ID
Holding Time
Samples Received on Ice? Yes No N/A
Custody Seals Intact? Yes No N/A

Send Report via: [ ] Mail [ ] Fax [ ] e-mail (address)
Send Invoice via: [ ] Mail [ ] Fax [ ] e-mail (address)

Project: **Location:** **PO No.:** **Compliance Monitoring?** [ ] Yes [ ] No ( ) Agency/Program

Sampled by (PRINT): **Sampler Signature:** **Sampler Phone No.:**

* Matrix Types: Soil/Solid (S), Sludge, Oil, Wipe, Drinking Water (DW), Groundwater (GW), Surface Water (SW), Waste Water (WW), Other (specify)
** Preservative Types: (1) HNO3, (2) H2SO4, (3) HCl, (4) NaOH, (5) Zinc Acetate, (6) Methanol, (7) Sodium Bisulfate, (8) Sodium Thiosulfate, (9) Hexane, (U) Unpreserved

REQUESTED ANALYSIS

Lab ID	Client Sample ID	Date Collected	Time Collected	No. of Containers	Matrix	Grab / Comp	Preservative Types **	Explosives							Additional Notes
	29SB123 (11-12)	3/2/21	1052	1	SO			X							
	29SB123 (15-16)	3/2/21	1055	1	SO			X							
	29SB121 (3-4)	3/2/21	1100	1	SO			X							
	29SB121 (7-8)	3/2/21	1103	1	SO			X							
	29SB121 (11-12)	3/2/21	1105	1	SO			X							
	29SB121 (15-16)	3/2/21	1110	1	SO			X							
	29SB118 (3-4)	3/2/21	1210	1	SO			X							
	DUP-01	3/2/21	0800	1	SO			X							
	29SB118 (7-8)	3/2/21	1213	3	SO			X							MS/MSD
	29SB118 (11-12)	3/2/21	1218	1	SO			X							

Possible Hazard Identification [ ] Hazardous [ ] Non-Hazardous [ ] Radioactive

Sample Disposition [ ] Dispose as appropriate [ ] Return [ ] Archive

Comments

Relinquished By (signature)	Date/Time	Received By (signature)	Date/Time
[signature]	3/3 1800		
Relinquished By (signature)	Date/Time	Received By (signature)	Date/Time
Relinquished By (signature)	Date/Time	Received By (signature)	Date/Time
		Brenda Gregory	3/4/21 1145

Rev: 07/18/2018

MICROBAC Return to: 158 Starlite Drive Marietta Ohio 45750

CHAIN OF CUSTODY RECORD

Number
Instructions on back

Lab Report Address	Invoice Address	Turnaround Time	*TO BE COMPLETED BY MICROBAC*
Client Name:	Client Name:	[ ] Routine (5 to 7 business days) [ ] RUSH* (notify lab)	Temperature Upon Receipt (°C) Therm ID
Address:	Address:		Holding Time
City, State, Zip:	City, State, Zip:	(needed by)	Samples Received on Ice? Yes No N/A
Contact:	Contact:	Report Type	Custody Seals Intact? Yes No N/A
Telephone No.:	Telephone No.:	[ ]Results Only [ ]Level 1 [ ]Level 2 [ ]Level3 [ ]Level 4 [ ]EDD	

Send Report via: [ ] Mail [ ] Fax [ ] e-mail (address) Send Invoice via: [ ] Mail [ ] Fax [ ] e-mail (address)

Project: Location: PO No.: Compliance Monitoring? [ ] Yes [ ] No ( ) Agency/Program

Sampled by (PRINT): Sampler Signature: Sampler Phone No.:

* Matrix Types: Soil/Solid (S), Sludge, Oil, Wipe, Drinking Water (DW), Groundwater (GW), Surface Water (SW), Waste Water (WW), Other (specify)

** Preservative Types: (1) HNO3, (2) H2SO4, (3) HCl, (4) NaOH, (5) Zinc Acetate, (6) Methanol, (7) Sodium Bisulfate, (8) Sodium Thiosulfate, (9) Hexane, (U) Unpreserved

REQUESTED ANALYSIS

Lab ID	Client Sample ID	Date Collected	Time Collected	No. of Containers	Matrix	Grab / Comp	Preservative Types **	Bnp/SVOS					Additional Notes
	29SB118 (15-16)	3/2/21	1222	1	SO			X					
	DUP-02	3/2/21	0810	1	SO			X					
	29SB119 (3-4)	3/2/21	1230	1	SO			X					
	29SB119 (7-8)	3/2/21	1233	1	SO			X					
	29SB119 (11-12)	3/2/21	1236	1	SO			X					
	29SB119 (15-16)	3/2/21	1240	1	SO			X					
	29SB120 (3-4)	3/2/21	1248	1	SO			X					
	29SB120 (7-8)	3/2/21	1250	1	SO			X					
	29SB120 (11-12)	3/2/21	1252	1	SO			X					
	29SB120 (15-16)	3/2/21	1255	1	SO			X					

Possible Hazard Identification [ ] Hazardous [ ] Non-Hazardous [ ] Radioactive Sample Disposition [ ] Dispose as appropriate [ ] Return [ ] Archive

Comments

Relinquished By (signature)	Date/Time	Received By (signature)	Date/Time
[signature]	3/3 1800		
Relinquished By (signature)	Date/Time	Received By (signature)	Date/Time
Relinquished By (signature)	Date/Time	Received By (signature)	Date/Time
		Brenda Gregory	3/4/21 1145

Rev: 07/18/2018

MICROBAC Return to: 158 Starlite Drive Marietta Ohio 45750

CHAIN OF CUSTODY RECORD

Number
Instructions on back

Lab Report Address
Client Name:
Address:
City, State, Zip:
Contact:
Telephone No.:

Invoice Address
Client Name:
Address:
City, State, Zip:
Contact:
Telephone No.:

Turnaround Time
[ ] Routine (5 to 7 business days)
[ ] RUSH* (notify lab)
(needed by)
Report Type
[ ]Results Only [ ]Level 1 [ ]Level 2 [ ]Level3 [ ]Level 4 [ ]EDD

TO BE COMPLETED BY MICROBAC
Temperature Upon Receipt (°C)
Therm ID
Holding Time
Samples Received on Ice? Yes No N/A
Custody Seals Intact? Yes No N/A

Send Report via: [ ] Mail [ ] Fax [ ] e-mail (address)
Send Invoice via: [ ] Mail [ ] Fax [ ] e-mail (address)

Project:
Location:
PO No.:
Compliance Monitoring? [ ] Yes [ ] No
( ) Agency/Program

Sampled by (PRINT):
Sampler Signature:
Sampler Phone No.:

* Matrix Types: Soil/Solid (S), Sludge, Oil, Wipe, Drinking Water (DW), Groundwater (GW), Surface Water (SW), Waste Water (WW), Other (specify)
** Preservative Types: (1) HNO3, (2) H2SO4, (3) HCl, (4) NaOH, (5) Zinc Acetate, (6) Methanol, (7) Sodium Bisulfate, (8) Sodium Thiosulfate, (9) Hexane, (U) Unpreserved

REQUESTED ANALYSIS

Lab ID	Client Sample ID	Date Collected	Time Collected	No. of Containers	Matrix	Grab / Comp	Preservative Types **	Explosives							Additional Notes
	29SB122 (3-4)	3/2/21	1303	1	S			X							
	29SB122 (7-8)	3/2/21	1305	1	S			X							
	DUP-03	3/2/21	0820	1	S			X							
	29SB122 (11-12)	3/2/21	1310	1	S			X							
	29SB122 (15-16)	3/2/21	1312	1	S			X							
	29SB129 (1-2)	3/2/21	1423	1	S			X							
	29SB129 (3-4)	3/2/21	1425	1	S			X							
	29SB129 (5-6)	3/2/21	1427	1	S			X							
	29SB129 (7-8)	3/2/21	1429	1	S			X							
	29SB126 (1-2)	3/2/21	1435	1	S			X							

Possible Hazard Identification [ ] Hazardous [ ] Non-Hazardous [ ] Radioactive
Sample Disposition [ ] Dispose as appropriate [ ] Return [ ] Archive

Comments

Relinquished By (signature)	Date/Time	Received By (signature)	Date/Time
[signature]	3/3 1500		
Relinquished By (signature)	Date/Time	Received By (signature)	Date/Time
Relinquished By (signature)	Date/Time	Received By (signature)	Date/Time
		Brenda Gregory	3/4/21 1145

Rev: 07/18/2018

MICROBAC Return to: 158 Starlite Drive Marietta Ohio 45750

CHAIN OF CUSTODY RECORD

Number
Instructions on back

Lab Report Address
Client Name:
Address:
City, State, Zip:
Contact:
Telephone No.:

Invoice Address
Client Name:
Address:
City, State, Zip:
Contact:
Telephone No.:

Turnaround Time
[ ] Routine (5 to 7 business days)
[ ] RUSH* (notify lab)
(needed by)

Report Type
[ ]Results Only [ ]Level 1 [ ]Level 2 [ ]Level3 [ ]Level 4 [ ]EDD

TO BE COMPLETED BY MICROBAC
Temperature Upon Receipt (°C)
Therm ID
Holding Time
Samples Received on Ice? Yes No N/A
Custody Seals Intact? Yes No N/A

Send Report via: [ ] Mail [ ] Fax [ ] e-mail (address)
Send Invoice via: [ ] Mail [ ] Fax [ ] e-mail (address)

Project:
Location:
PO No.:
Compliance Monitoring? [ ] Yes [ ] No
( ) Agency/Program

Sampled by (PRINT):
Sampler Signature:
Sampler Phone No.:

* Matrix Types: Soil/Solid (S), Sludge, Oil, Wipe, Drinking Water (DW), Groundwater (GW), Surface Water (SW), Waste Water (WW), Other (specify)
** Preservative Types: (1) HNO3, (2) H2SO4, (3) HCl, (4) NaOH, (5) Zinc Acetate, (6) Methanol, (7) Sodium Bisulfate, (8) Sodium Thiosulfate, (9) Hexane, (U) Unpreserved

REQUESTED ANALYSIS

Lab ID	Client Sample ID	Date Collected	Time Collected	No. of Containers	Matrix	Grab / Comp	Preservative Types **	Bxp/osrvcs							Additional Notes
	~~29SB~~ EW DUP-04	3/2/21	0830	1	SO			X							
	29SB126 (3-4)	3/2/21	1437	1	SO			X							
	29SB126 (5-6)	3/2/21	1439	1	SO			X							
	29SB126 (7-8)	3/2/21	1441	3	SO			X							MS/MSD
	29SB132 (1-2)	3/2/21	1453	1	SO			X							
	29SB132 (3-4)	3/2/21	1455	1	SO			X							
	29SB132 (5-6)	3/2/21	1457	1	SO			X							
	29SB132 (7-8)	3/2/21	1459	1	SO			X							
	29SB133 (1-2)	3/2/21	1505	1	SO			X							
	29SB133 (3-4)	3/2/21	1507	1	SO			X							

Possible Hazard Identification [ ] Hazardous [ ] Non-Hazardous [ ] Radioactive
Sample Disposition [ ] Dispose as appropriate [ ] Return [ ] Archive

Comments

Relinquished By (signature)	Date/Time	Received By (signature)	Date/Time
[signature]	3/3 1800		
Relinquished By (signature)	Date/Time	Received By (signature)	Date/Time
Relinquished By (signature)	Date/Time	Received By (signature)	Date/Time
		Brenda Ovgoy	3/4/21 @ 1145

Rev: 07/18/2018

MICROBAC Return to: 158 Starlite Drive Marietta Ohio 45750

CHAIN OF CUSTODY RECORD

Number

Instructions on back

TO BE COMPLETED BY MICROBAC

Temperature Upon Receipt (°C)
Therm ID
Holding Time
Samples Received on Ice? Yes No N/A
Custody Seals Intact? Yes No N/A

Lab Report Address
Client Name:
Address:
City, State, Zip:
Contact:
Telephone No.:

Invoice Address
Client Name:
Address:
City, State, Zip:
Contact:
Telephone No.:

Turnaround Time
[ ] Routine (5 to 7 business days)
[ ] RUSH* (notify lab)
(needed by)

Report Type
[ ]Results Only [ ]Level 1 [ ]Level 2 [ ]Level3 [ ]Level 4 [ ]EDD

Send Report via: [ ] Mail [ ] Fax [ ] e-mail (address)

Send Invoice via: [ ] Mail [ ] Fax [ ] e-mail (address)

Project: Location: PO No.: Compliance Monitoring? [ ] Yes [ ] No ( ) Agency/Program

Sampled by (PRINT): Sampler Signature: Sampler Phone No.:

* Matrix Types: Soil/Solid (S), Sludge, Oil, Wipe, Drinking Water (DW), Groundwater (GW), Surface Water (SW), Waste Water (WW), Other (specify)

** Preservative Types: (1) HNO3, (2) H2SO4, (3) HCl, (4) NaOH, (5) Zinc Acetate, (6) Methanol, (7) Sodium Bisulfate, (8) Sodium Thiosulfate, (9) Hexane, (U) Unpreserved

REQUESTED ANALYSIS

Lab ID	Client Sample ID	Date Collected	Time Collected	No. of Containers	Matrix	Grab / Comp	Preservative Types **	Explosives							Additional Notes
	29SB133(5-6)	3/2/21	1509	1	S0			X							
	29SB133(7-8)	3/2/21	1511	1	S0			X							
	29SB130(1-2)	3/2/21	1515	1	S0			X							
	29SB130(3-4)	3/2/21	1517	1	S0			X							
	DUP-05	3/2/21	0840	1	S0			X							
	29SB130(5-6)	3/2/21	1519	1	S0			X							
	29SB130(7-8)	3/2/21	1521	1	S0			X							
	29SB131(1-2)	3/2/21	1538	1	S0			X							
	29SB131(3-4)	3/2/21	1540	1	S0			X							
	29SB131(5-6)	3/2/21	1542	1	S0			X							

Possible Hazard Identification [ ] Hazardous [ ] Non-Hazardous [ ] Radioactive

Sample Disposition [ ] Dispose as appropriate [ ] Return [ ] Archive

Comments

Relinquished By (signature)	Date/Time	Received By (signature)	Date/Time
[signature]	3/3 1800		
Relinquished By (signature)	Date/Time	Received By (signature)	Date/Time
Relinquished By (signature)	Date/Time	Received By (signature)	Date/Time
		[signature] Gregory	3/4/21 1145

Rev: 07/18/2018

MICROBAC Return to: 158 Starlite Drive Marietta Ohio 45750

CHAIN OF CUSTODY RECORD

Number
Instructions on back

TO BE COMPLETED BY MICROBAC

Temperature Upon Receipt (°C)
Therm ID
Holding Time
Samples Received on Ice? Yes No N/A
Custody Seals Intact? Yes No N/A

Lab Report Address
Client Name:
Address:
City, State, Zip:
Contact:
Telephone No.:

Invoice Address
Client Name:
Address:
City, State, Zip:
Contact:
Telephone No.:

Turnaround Time
[ ] Routine (5 to 7 business days)
[ ] RUSH* (notify lab)
(needed by)

Report Type
[ ]Results Only [ ]Level 1 [ ]Level 2 [ ]Level3 [ ]Level 4 [ ]EDD

Send Report via: [ ] Mail [ ] Fax [ ] e-mail (address)
Send Invoice via: [ ] Mail [ ] Fax [ ] e-mail (address)

Project:
Location:
PO No.:
Compliance Monitoring? [ ] Yes [ ] No
( ) Agency/Program

Sampled by (PRINT):
Sampler Signature:
Sampler Phone No.:

* Matrix Types: Soil/Solid (S), Sludge, Oil, Wipe, Drinking Water (DW), Groundwater (GW), Surface Water (SW), Waste Water (WW), Other (specify)

** Preservative Types: (1) HNO3, (2) H2SO4, (3) HCl, (4) NaOH, (5) Zinc Acetate, (6) Methanol, (7) Sodium Bisulfate, (8) Sodium Thiosulfate, (9) Hexane, (U) Unpreserved

REQUESTED ANALYSIS

Lab ID	Client Sample ID	Date Collected	Time Collected	No. of Containers	Matrix	Grab / Comp	Preservative Types **	Sm/Isvcs							Additional Notes
	29SB131 (7-8)	3/2/21	1544	1	So			X							
	29SB127 (1-2)	3/3/21	0750	1	So			X							
	29SB127 (3-4)	3/3/21	0752	1	So			X							
	DUP-06	3/3/21	0745	1	So			X							
	29SB127 (5-6)	3/3/21	0754	1	So			X							
	29SB127 (7-8)	3/3/21	0756	3	So			X							MS/MSD
	29SB128 (1-2)	3/3/21	0805	1	So			X							
	29SB128 (3-4)	3/3/21	0807	1	So			X							
	29SB128 (5-6)	3/3/21	0809	1	So			X							
	29SB128 (7-8)	3/3/21	0811	1	So			X							

Possible Hazard Identification [ ] Hazardous [ ] Non-Hazardous [ ] Radioactive
Sample Disposition [ ] Dispose as appropriate [ ] Return [ ] Archive

Comments

Relinquished By (signature)	Date/Time	Received By (signature)	Date/Time
[signature]	3/3 1500		
Relinquished By (signature)	Date/Time	Received By (signature)	Date/Time
Relinquished By (signature)	Date/Time	Received By (signature)	Date/Time
		Brenda Gregory	3/4/21 1145

Rev: 07/18/2018

MICROBAC Return to: 158 Starlite Drive Marietta Ohio 45750

CHAIN OF CUSTODY RECORD

Number

Instructions on back

Lab Report Address	Invoice Address	Turnaround Time	*TO BE COMPLETED BY MICROBAC*
Client Name:	**Client Name:**	[ ] Routine (5 to 7 business days) [ ] RUSH* (notify lab)	**Temperature Upon Receipt (°C)** **Therm ID**
Address:	**Address:**		**Holding Time**
City, State, Zip:	**City, State, Zip:**	(needed by)	**Samples Received on Ice? Yes No N/A**
Contact:	**Contact:**	Report Type	**Custody Seals Intact? Yes No N/A**
Telephone No.:	**Telephone No.:**	**[ ]Results Only [ ]Level 1 [ ]Level 2 [ ]Level3 [ ]Level 4 [ ]EDD**	

Send Report via: [ ] Mail [ ] Fax [ ] e-mail (address) **Send Invoice via:** [ ] Mail [ ] Fax [ ] e-mail (address)

Project: **Location:** **PO No.:** **Compliance Monitoring?** [ ] Yes [ ] No ( ) Agency/Program

Sampled by (PRINT): **Sampler Signature:** **Sampler Phone No.:**

* Matrix Types: Soil/Solid (S), Sludge, Oil, Wipe, Drinking Water (DW), Groundwater (GW), Surface Water (SW), Waste Water (WW), Other (specify)

** Preservative Types: (1) HNO3, (2) H2SO4, (3) HCl, (4) NaOH, (5) Zinc Acetate, (6) Methanol, (7) Sodium Bisulfate, (8) Sodium Thiosulfate, (9) Hexane, (U) Unpreserved

REQUESTED ANALYSIS

Lab ID	Client Sample ID	Date Collected	Time Collected	No. of Containers	Matrix	Grab / Comp	Preservative Types **	Explosives								Additional Notes
	EB-01	3/2/21	1400	2	EB											
	EB-02	3/3/21	0800	2	EB											

Possible Hazard Identification [ ] Hazardous [ ] Non-Hazardous [ ] Radioactive **Sample Disposition** [ ] Dispose as appropriate [ ] Return [ ] Archive

Comments

Relinquished By (signature)	Date/Time	Received By (signature)	Date/Time
[signature]	3/3 1800		
Relinquished By (signature)	**Date/Time**	**Received By (signature)**	**Date/Time**
Relinquished By (signature)	**Date/Time**	**Received By (signature)**	**Date/Time**
		[signature] Gregory	3/4/21 1145

Rev: 07/18/2018

MICROBAC®

Work Order # MLC0514

COOLER TEMP >6° C LOG

SAMPLE ID	Bottle 1 °C	Bottle 2 °C	Bottle 3 °C	Bottle 4 °C	Bottle 5 °C	Bottle 6 °C

BLG 3-4-21

pH Lot # NA

pH Exceptions

SAMPLE ID	Bottle 1	Bottle 2	Bottle 3	Bottle 4	Bottle 5	Bottle 6

BLG 3-4-21

PRESERVATIVE EXCEPTIONS

✓ NONE

__ AS NOTED

BLG 3-4-21

Document Control # 1957
Last 04-10-2019

Issued to: Document Master File

Microbac Laboratories Inc., - Marietta, OH

Level IV QA/QC Data Package

Laboratory Report Number:

M1C0730

Client Project ID:

Longhorn

For:

Lynn Lutz

HDR

9781 S. Meridian Blvd Suite 400

Englewood, CO 80112

Project State of Origin: Texas

All test results meet the requirements of the QAPP and other applicable contract terms and conditions. Any exceptions are attached to this cover page or addressed in the method narratives presented in the report. I certify that all test results meet all of the requirements of the accrediting authority listed within this report. Analytical results are reported on a 'as received' basis unless specified otherwise. Analytical results for solids with units ending in (dry) are reported on a dry weight basis. A statement of uncertainty for each analysis is available upon request. This laboratory report shall not be reproduced, except in full, without the written approval of Microbac Laboratories. The reported results are related only to the samples analyzed as received. ***The services were provided under and subject to Microbac's standard terms and conditions which can be located and reviewed at <https://www.microbac.com/standard-terms-conditions>.***

Laboratory Project Manager:

Stephanie Mossburg

Stephanie Mossburg
Customer Relations Manager
Stephanie.Mossburg@microbac.com

Authorized By:

Stephanie Mossburg

Stephanie Mossburg
Customer Relations Manager
Issued: 04/26/2021

MICROBAC®

Laboratory Report Number: M1C0730

Client Project ID: Longhorn

Microbac Laboratories Inc., - Marietta, OH

Cooler Receipt Log

Cooler ID:	Default Cooler	Temp:	0.4°C	**Cooler ID:**	New Cooler	Temp:	-0.2°C

Cooler Inspection Checklist

Ice Present or not required?	Yes	Shipping containers sealed or not required?	Yes
Custody seals intact or not required?	Yes	Chain of Custody (COC) Present?	Yes
COC includes customer information?	Yes	Relinquished and received signature on COC?	Yes
Sample collector identified on COC?	Yes	Sample type identified on COC?	Yes
Correct type of Containers Received	Yes	Correct number of containers listed on COC?	Yes
Containers Intact?	Yes	COC includes requested analyses?	Yes
Enough sample volume for indicated tests received?	Yes	Sample labels match COC (Name, Date & Time?)	No
Samples arrived within hold time?	Yes	Correct preservatives on COC or not required?	Yes
Chemical preservations checked or not required?	Yes	Preservation checks meet method requirements?	Yes
VOA vials have zero headspace, or not recd.?	Yes		

Table of Contents

Cover Page	1
Sample Summary	4
Holding Time	7
Analysis Class (HPLC Organics)	12
Analysis (EPA 8330B)	17
Form I, Certificate of Analysis (EPA 8330B)	18
Form II, Surrogate Summary (EPA 8330B)	81
Form III, BS BSD MS MSD DUP Summary (EPA 8330B)	99
Form IV, Blank Summary (EPA 8330B)	123
Form VII, ICV CCV Summary (EPA 8330B)	148
Section A, Batch and Sequence Raw Data (EPA 8330B)	184
Section B, Sample Raw Data (EPA 8330B)	214
Section C, QC Sample Raw Data (EPA 8330B)	399
Section D, Calibration Raw Data (EPA 8330B)	516
Section E, Sequence Raw Data (EPA 8330B)	600
Analysis Class (Wet Chemistry)	763
Chain of Custody	765

Sample Summary

MICROBAC

Sample Summary

Laboratory Report Number: M1C0730

Client Project ID: Longhorn

Microbac Laboratories Inc., - Marietta, OH

Client Sample ID:	Lab Sample ID:	Sampled:
29SB166 (3-4)	M1C0730-01	03/03/21 16:50
29SB166 (7-8)	M1C0730-02	03/03/21 16:55
29SB166 (11-12)	M1C0730-03	03/03/21 17:00
29SB166 (15-16)	M1C0730-04	03/03/21 17:05
29SB160 (3-4)	M1C0730-05	03/03/21 16:15
29SB160 (7-8)	M1C0730-06	03/03/21 16:20
29SB160 (11-12)	M1C0730-07	03/03/21 16:25
29SB160 (15-16)	M1C0730-08	03/03/21 16:30
29SB161 (3-4)	M1C0730-09	03/04/21 08:05
29SB161 (7-8)	M1C0730-10	03/04/21 08:10
29SB161 (11-12)	M1C0730-11	03/04/21 08:15
29SB161 (15-16)	M1C0730-12	03/04/21 08:20
29SB153 (3-4)	M1C0730-13	03/04/21 11:55
29SB153 (7-8)	M1C0730-14	03/04/21 12:00
29SB153 (11-12)	M1C0730-15	03/04/21 12:05
29SB153 (15-16)	M1C0730-16	03/04/21 12:10
29SB140 (3-4)	M1C0730-17	03/04/21 11:10
29SB140 (7-8)	M1C0730-18	03/04/21 11:15
29SB140 (11-12)	M1C0730-19	03/04/21 11:20
29SB140 (15-16)	M1C0730-20	03/04/21 11:25
29SB135 (11-12)	M1C0730-21	03/04/21 10:25
29SB135 (15-16)	M1C0730-22	03/04/21 10:30
29SB136 (3-4)	M1C0730-23	03/04/21 09:20
29SB136 (7-8)	M1C0730-24	03/04/21 09:25
29SB136 (11-12)	M1C0730-25	03/04/21 09:30
29SB136 (15-16)	M1C0730-26	03/04/21 09:35
29SB162 (3-4)	M1C0730-27	03/04/21 08:30
29SB162 (7-8)	M1C0730-28	03/04/21 08:35
29SB162 (11-12)	M1C0730-29	03/04/21 08:40
29SB162 (15-16)	M1C0730-30	03/04/21 08:45
29SB164 (3-4)	M1C0730-31	03/04/21 10:40
29SB164 (7-8)	M1C0730-32	03/04/21 10:45
29SB164 (11-12)	M1C0730-33	03/04/21 10:50
29SB164 (15-16)	M1C0730-34	03/04/21 10:55
29SB163 (3-4)	M1C0730-35	03/04/21 09:00
29SB163 (7-8)	M1C0730-36	03/04/21 09:05
29SB163 (11-12)	M1C0730-37	03/04/21 09:10
29SB163 (15-16)	M1C0730-38	03/04/21 09:15
29SB135 (3-4)	M1C0730-39	03/04/21 10:15
29SB135 (7-8)	M1C0730-40	03/04/21 10:20

MICROBAC®

Client Sample Id:	Lab Sample Id:	Sampled:
29SB151 (11-12)	M1C0730-41	03/04/21 15:30
29SB151 (15-16)	M1C0730-42	03/04/21 15:35
29SB152 (3-4)	M1C0730-43	03/04/21 14:20
29SB152 (7-8)	M1C0730-44	03/04/21 14:25
29SB152 (11-12)	M1C0730-45	03/04/21 14:30
29SB152 (15-16)	M1C0730-46	03/04/21 14:35
EB03	M1C0730-47	03/03/21 17:10
EB04	M1C0730-48	03/04/21 08:25
EB05	M1C0730-49	03/04/21 17:00
29SB149 (3-4)	M1C0730-50	03/04/21 16:40
29SB149 (7-8)	M1C0730-51	03/04/21 16:45
29SB149 (11-12)	M1C0730-52	03/04/21 16:50
29SB149 (15-16)	M1C0730-53	03/04/21 16:55
29SB150 (3-4)	M1C0730-54	03/04/21 16:00
29SB150 (7-8)	M1C0730-55	03/04/21 16:05
29SB150 (11-12)	M1C0730-56	03/04/21 16:10
29SB150 (15-16)	M1C0730-57	03/04/21 16:15
29SB151 (3-4)	M1C0730-58	03/04/21 15:20
29SB151 (7-8)	M1C0730-59	03/04/21 15:25

MICROBAC®

Holding Time Summary

MICROBAC®

Specific Method: EPA 8330B **Hold Time**

Laboratory Report Number: M1C0730

Matrix: Aqueous

Client Project ID: Longhorn

Microbac Laboratories Inc., - Marietta, OH

Laboratory ID	Date Collected	Date Received	Date Prepared	Days to Prep	Max Days to Prep	Date Analyzed	Days to Analysis	Max Days to Analysis	Q
EB03	03/03/21 17:10	03/06/21 10:45	03/09/21 13:23	6.00	7.00	03/09/21 20:42	0.31	40.00	
EB04	03/04/21 08:25	03/06/21 10:45	03/09/21 13:23	5.00	7.00	03/09/21 21:21	0.33	40.00	
EB05	03/04/21 17:00	03/06/21 10:45	03/09/21 13:23	5.00	7.00	03/09/21 21:59	0.36	40.00	

* - Holding time exceeded.

MICROBAC®

Specific Method: EPA 8330B **Hold Time**

Laboratory Report Number: M1C0730

Matrix: Solid

Client Project ID: Longhorn

Microbac Laboratories Inc., - Marietta, OH

Laboratory ID	Date Collected	Date Received	Date Prepared	Days to Prep	Max Days to Prep	Date Analyzed	Days to Analysis	Max Days to Analysis	Q
29SB166 (3-4)	03/03/21 16:50	03/06/21 10:45	03/16/21 18:30	13.00	14.00	04/08/21 00:16	22.24	40.00	
29SB166 (7-8)	03/03/21 16:55	03/06/21 10:45	03/16/21 18:30	13.00	14.00	04/08/21 01:40	22.30	40.00	
29SB166 (11-12)	03/03/21 17:00	03/06/21 10:45	03/16/21 18:30	13.00	14.00	04/08/21 02:08	22.32	40.00	
29SB166 (15-16)	03/03/21 17:05	03/06/21 10:45	03/16/21 18:30	13.00	14.00	04/08/21 02:37	22.34	40.00	
29SB160 (3-4)	03/03/21 16:15	03/06/21 10:45	03/16/21 18:30	13.00	14.00	04/08/21 03:33	22.38	40.00	
29SB160 (7-8)	03/03/21 16:20	03/06/21 10:45	03/16/21 18:30	13.00	14.00	04/08/21 04:01	22.40	40.00	
29SB160 (11-12)	03/03/21 16:25	03/06/21 10:45	03/16/21 18:30	13.00	14.00	04/08/21 04:29	22.42	40.00	
29SB160 (15-16)	03/03/21 16:30	03/06/21 10:45	03/16/21 18:30	13.00	14.00	04/08/21 04:58	22.44	40.00	
29SB161 (3-4)	03/04/21 08:05	03/06/21 10:45	03/16/21 18:30	12.00	14.00	04/08/21 05:26	22.46	40.00	
29SB161 (7-8)	03/04/21 08:10	03/06/21 10:45	03/16/21 18:30	12.00	14.00	04/08/21 05:54	22.48	40.00	
29SB161 (11-12)	03/04/21 08:15	03/06/21 10:45	03/16/21 18:30	12.00	14.00	04/08/21 07:19	22.53	40.00	
29SB161 (15-16)	03/04/21 08:20	03/06/21 10:45	03/16/21 18:30	12.00	14.00	04/08/21 07:47	22.55	40.00	
29SB153 (3-4)	03/04/21 11:55	03/06/21 10:45	03/16/21 18:30	12.00	14.00	04/08/21 14:38	22.84	40.00	
29SB153 (7-8)	03/04/21 12:00	03/06/21 10:45	03/16/21 18:30	12.00	14.00	04/08/21 15:06	22.86	40.00	
29SB153 (11-12)	03/04/21 12:05	03/06/21 10:45	03/16/21 18:30	12.00	14.00	04/08/21 15:34	22.88	40.00	
29SB153 (15-16)	03/04/21 12:10	03/06/21 10:45	03/16/21 18:30	12.00	14.00	04/08/21 16:03	22.90	40.00	
29SB140 (3-4)	03/04/21 11:10	03/06/21 10:45	03/16/21 18:30	12.00	14.00	04/08/21 16:31	22.92	40.00	
29SB140 (7-8)	03/04/21 11:15	03/06/21 10:45	03/16/21 18:30	12.00	14.00	04/08/21 16:59	22.94	40.00	
29SB140 (11-12)	03/04/21 11:20	03/06/21 10:45	03/16/21 18:30	12.00	14.00	04/08/21 17:55	22.98	40.00	
29SB140 (15-16)	03/04/21 11:25	03/06/21 10:45	03/17/21 17:00	13.00	14.00	04/08/21 18:24	22.06	40.00	
29SB135 (11-12)	03/04/21 10:25	03/06/21 10:45	03/17/21 17:00	13.00	14.00	04/08/21 19:48	22.12	40.00	

* - Holding time exceeded.

MICROBAC®

29SB135 (15-16)	03/04/21 10:30	03/06/21 10:45	03/17/21 17:00	13.00	14.00	04/08/21 21:13	22.18	40.00	
29SB136 (3-4)	03/04/21 09:20	03/06/21 10:45	03/17/21 17:00	13.00	14.00	04/08/21 21:41	22.20	40.00	
29SB136 (7-8)	03/04/21 09:25	03/06/21 10:45	03/17/21 17:00	13.00	14.00	04/08/21 22:09	22.21	40.00	
29SB136 (11-12)	03/04/21 09:30	03/06/21 10:45	03/17/21 17:00	13.00	14.00	04/08/21 23:05	22.25	40.00	
29SB136 (15-16)	03/04/21 09:35	03/06/21 10:45	03/17/21 17:00	13.00	14.00	04/08/21 23:34	22.27	40.00	
29SB162 (3-4)	03/04/21 08:30	03/06/21 10:45	03/17/21 17:00	13.00	14.00	04/09/21 00:02	22.29	40.00	
29SB162 (7-8)	03/04/21 08:35	03/06/21 10:45	03/17/21 17:00	13.00	14.00	04/09/21 00:30	22.31	40.00	
29SB162 (11-12)	03/04/21 08:40	03/06/21 10:45	03/17/21 17:00	13.00	14.00	04/09/21 00:58	22.33	40.00	
29SB162 (15-16)	03/04/21 08:45	03/06/21 10:45	03/17/21 17:00	13.00	14.00	04/09/21 01:26	22.35	40.00	
29SB164 (3-4)	03/04/21 10:40	03/06/21 10:45	03/17/21 17:00	13.00	14.00	04/09/21 01:54	22.37	40.00	
29SB164 (3-4)	03/04/21 10:40	03/06/21 10:45	04/09/21 14:23	36.00	14.00	04/13/21 04:10	3.57	40.00	*
29SB164 (7-8)	03/04/21 10:45	03/06/21 10:45	03/17/21 17:00	13.00	14.00	04/09/21 02:23	22.39	40.00	
29SB164 (11-12)	03/04/21 10:50	03/06/21 10:45	03/17/21 17:00	13.00	14.00	04/09/21 02:51	22.41	40.00	
29SB164 (15-16)	03/04/21 10:55	03/06/21 10:45	03/17/21 17:00	13.00	14.00	04/09/21 03:19	22.43	40.00	
29SB163 (3-4)	03/04/21 09:00	03/06/21 10:45	03/17/21 17:00	13.00	14.00	04/12/21 11:31	25.77	40.00	
29SB163 (7-8)	03/04/21 09:05	03/06/21 10:45	03/17/21 17:00	13.00	14.00	04/09/21 14:16	22.89	40.00	
29SB163 (11-12)	03/04/21 09:10	03/06/21 10:45	03/17/21 17:00	13.00	14.00	04/09/21 14:44	22.91	40.00	
29SB163 (15-16)	03/04/21 09:15	03/06/21 10:45	03/17/21 17:00	13.00	14.00	04/09/21 15:12	22.93	40.00	
29SB135 (3-4)	03/04/21 10:15	03/06/21 10:45	03/17/21 17:00	13.00	14.00	04/09/21 15:40	22.94	40.00	
29SB135 (7-8)	03/04/21 10:20	03/06/21 10:45	03/18/21 11:45	14.00	14.00	04/09/21 19:08	22.31	40.00	
29SB135 (7-8)	03/04/21 10:20	03/06/21 10:45	03/18/21 11:45	14.00	14.00	04/12/21 21:35	25.41	40.00	
29SB151 (11-12)	03/04/21 15:30	03/06/21 10:45	03/18/21 11:45	14.00	14.00	04/09/21 20:32	22.37	40.00	
29SB151 (15-16)	03/04/21 15:35	03/06/21 10:45	03/18/21 11:45	14.00	14.00	04/09/21 22:25	22.44	40.00	
29SB152 (3-4)	03/04/21 14:20	03/06/21 10:45	03/18/21 11:45	14.00	14.00	04/09/21 22:53	22.46	40.00	
29SB152 (3-4)	03/04/21 14:20	03/06/21 10:45	03/18/21 11:45	14.00	14.00	04/12/21 22:37	25.45	40.00	
29SB152 (7-8)	03/04/21 14:25	03/06/21 10:45	03/18/21 11:45	14.00	14.00	04/09/21 23:22	22.48	40.00	

* - Holding time exceeded.

MICROBAC®

29SB152 (11-12)	03/04/21 14:30	03/06/21 10:45	03/18/21 11:45	14.00	14.00	04/09/21 23:50	22.50	40.00	
29SB152 (15-16)	03/04/21 14:35	03/06/21 10:45	03/18/21 11:45	14.00	14.00	04/10/21 00:18	22.52	40.00	
29SB149 (3-4)	03/04/21 16:40	03/06/21 10:45	03/18/21 11:45	14.00	14.00	04/10/21 00:46	22.54	40.00	
29SB149 (7-8)	03/04/21 16:45	03/06/21 10:45	03/18/21 11:45	14.00	14.00	04/10/21 01:14	22.56	40.00	
29SB149 (11-12)	03/04/21 16:50	03/06/21 10:45	03/18/21 11:45	14.00	14.00	04/10/21 01:42	22.58	40.00	
29SB149 (15-16)	03/04/21 16:55	03/06/21 10:45	03/18/21 11:45	14.00	14.00	04/10/21 02:11	22.60	40.00	
29SB150 (3-4)	03/04/21 16:00	03/06/21 10:45	03/18/21 11:45	14.00	14.00	04/10/21 02:39	22.62	40.00	
29SB150 (7-8)	03/04/21 16:05	03/06/21 10:45	03/18/21 11:45	14.00	14.00	04/10/21 03:35	22.66	40.00	
29SB150 (11-12)	03/04/21 16:10	03/06/21 10:45	03/18/21 11:45	14.00	14.00	04/10/21 04:03	22.68	40.00	
29SB150 (15-16)	03/04/21 16:15	03/06/21 10:45	03/18/21 11:45	14.00	14.00	04/10/21 04:32	22.70	40.00	
29SB151 (3-4)	03/04/21 15:20	03/06/21 10:45	03/18/21 11:45	14.00	14.00	04/10/21 05:00	22.72	40.00	
29SB151 (7-8)	03/04/21 15:25	03/06/21 10:45	03/18/21 11:45	14.00	14.00	04/10/21 05:28	22.74	40.00	

* - Holding time exceeded.

MICROBAC®

Analysis Class

HPLC Organics

Microbac Laboratories, Inc.
158 Starlite Drive | Marietta, OH 45750 | 800.373.4071 | www.microbac.com

MICROBAC®

HPLC Organics - Class Narrative and Notes

All test results meet the requirements of the QAPP and other applicable contract terms and conditions . Any exceptions are listed below in the sample and qc notes sections. Analytical results are reported on a 'as received' basis unless specified otherwise. Analytical results for solids with units ending in (dry) are reported on a dry weight basis. A statement of uncertainty for each analysis is available upon request.

Sample Notes

EPA 8330B

H2 **Initial analysis was within holding time. Reanalysis was past holding time.**

M1C0730-31RE1	29SB164 (3-4)

Q1 **LCS recovery is above acceptance limits. The reported value is estimated.**

2,4-Dinitrotoluene

M1C0730-43	29SB152 (3-4)

Q2 **LCS recovery is above acceptance limits. However there is no impact on the reported value.**

2,4-Dinitrotoluene

M1C0730-31RE1	29SB164 (3-4)	M1C0730-40	29SB135 (7-8)
M1C0730-41	29SB151 (11-12)	M1C0730-42	29SB151 (15-16)
M1C0730-44	29SB152 (7-8)	M1C0730-45	29SB152 (11-12)
M1C0730-46	29SB152 (15-16)	M1C0730-50	29SB149 (3-4)
M1C0730-51	29SB149 (7-8)	M1C0730-52	29SB149 (11-12)
M1C0730-53	29SB149 (15-16)	M1C0730-54	29SB150 (3-4)
M1C0730-55	29SB150 (7-8)	M1C0730-56	29SB150 (11-12)
M1C0730-57	29SB150 (15-16)	M1C0730-58	29SB151 (3-4)
M1C0730-59	29SB151 (7-8)		

Q7 **CCV recovery is above acceptance limits. However there is no impact on the reported value.**

2,4-Dinitrotoluene

M1C0730-35	29SB163 (3-4)

S2 **Surrogate recovery is below acceptance limits.**

1,2-Dinitrobenzene

M1C0730-12	29SB161 (15-16)	M1C0730-21	29SB135 (11-12)
M1C0730-27	29SB162 (3-4)	M1C0730-28	29SB162 (7-8)
M1C0730-30	29SB162 (15-16)	M1C0730-31	29SB164 (3-4)
M1C0730-39	29SB135 (3-4)		

QC Sample Notes

AC **Percent recovery was below the DoD-LCL, but within ERA's acceptance limit**

MICROBAC®

QC Sample Notes

AC **Percent recovery was below the DoD-LCL, but within ERA's acceptance limit**

EPA 8330B

4-Amino-2,6-dinitrotoluene

B1C0966-SRM1 Reference

ACa **Percent recovery was below the DoD-LCL, but within ERA's acceptance limit.**

EPA 8330B

2-Amino-4,6-dinitrotoluene (2-am-dnt)

B1C0966-SRM1 Reference

ACb **Percent recovery was below the DoD-LCL, but within ERA's acceptance limits.**

EPA 8330B

2,4,6-Trinitrotoluene

B1C1016-SRM1 Reference

2,6-Dinitrotoluene

B1C1016-SRM1 Reference

2-Amino-4,6-dinitrotoluene (2-am-dnt)

B1C1016-SRM1 Reference

4-Amino-2,6-dinitrotoluene

B1C1016-SRM1 Reference

ACc **SRM recovery is below the DoD-LCL, but is within ERA's acceptance limit.**

EPA 8330B

2-Amino-4,6-dinitrotoluene (2-am-dnt)

B1C1074-SRM1 Reference

4-Amino-2,6-dinitrotoluene

B1C1074-SRM1 Reference

ACd **SRM recovery is below the DoD-LCL, but within ERA's acceptance limit**

EPA 8330B

4-Amino-2,6-dinitrotoluene

B1D0537-SRM1 Reference

ACe **SRM recovery is below the DoD-LCL, but within ERA's acceptance limit.**

EPA 8330B

2-Amino-4,6-dinitrotoluene (2-am-dnt)

B1D0537-SRM1 Reference

M1 **Matrix spike recovery is outside of acceptance limits, biased high.**

MICROBAC®

QC Sample Notes

M1 **Matrix spike recovery is outside of acceptance limits, biased high.**

EPA 8330B

2,4-Dinitrotoluene

B1C1074-MS1	Matrix Spike	B1C1074-MSD1	Matrix Spike Dup

M2 **Matrix spike recovery is outside of acceptance limits, biased low.**

EPA 8330B

1,3-Dinitrobenzene

B1C1016-MS1	Matrix Spike	B1C1016-MSD1	Matrix Spike Dup

2,4,6-Trinitrotoluene

B1C1016-MS1	Matrix Spike	B1C1016-MSD1	Matrix Spike Dup

2,4-Dinitrotoluene

B1C1016-MS1	Matrix Spike	B1C1016-MSD1	Matrix Spike Dup

2,6-Dinitrotoluene

B1C1016-MS1	Matrix Spike	B1C1016-MSD1	Matrix Spike Dup

2-Amino-4,6-dinitrotoluene (2-am-dnt)

B1C1016-MS1	Matrix Spike	B1C1016-MSD1	Matrix Spike Dup

2-Nitrotoluene

B1C1016-MS1	Matrix Spike	B1C1016-MSD1	Matrix Spike Dup

3-Nitrotoluene

B1C1016-MS1	Matrix Spike	B1C1016-MSD1	Matrix Spike Dup

4-Amino-2,6-dinitrotoluene

B1C1016-MS1	Matrix Spike	B1C1016-MSD1	Matrix Spike Dup

4-Nitrotoluene

B1C1016-MS1	Matrix Spike	B1C1016-MSD1	Matrix Spike Dup

Q2 **LCS recovery is above acceptance limits. However there is no impact on the reported value.**

EPA 8330B

2,4-Dinitrotoluene

B1C1074-BS1	LCS	B1D0537-BS1	LCS

Q7 **CCV recovery is above acceptance limits. However there is no impact on the reported value.**

EPA 8330B

1,3-Dinitrobenzene

S1D0205-CCV3	Calibration Check

2,4-Dinitrotoluene

S1D0185-CCV6	Calibration Check

S1 **Surrogate recovery is above acceptance limits.**

EPA 8330B

1,2-Dinitrobenzene

MICROBAC®

QC Sample Notes

S1 **Surrogate recovery is above acceptance limits.**

EPA 8330B

1,2-Dinitrobenzene

S1D0205-CCV3	Calibration Check

S2 **Surrogate recovery is below acceptance limits.**

EPA 8330B

1,2-Dinitrobenzene

B1C1016-DUP1	Duplicate	B1C1016-MS1	Matrix Spike
B1C1016-MSD1	Matrix Spike Dup	B1C1016-SRM1	Reference

S5 **Surrogate recovery is outside of acceptance limits. There is no sample available for reanalysis.**

EPA 8330B

1,2-Dinitrobenzene

S1C0592-CCV1	Calibration Check

MICROBAC®

HPLC Organics
EPA 8330B

Microbac Laboratories, Inc.
158 Starlite Drive | Marietta, OH 45750 | 800.373.4071 | www.microbac.com

MICROBAC®

FORM I:
HPLC Organics
EPA 8330B
RESULTS SUMMARY

Microbac Laboratories, Inc.
158 Starlite Drive | Marietta, OH 45750 | 800.373.4071 | www.microbac.com

MICROBAC

Laboratory Report Number: M1C0730

Client Project ID: Longhorn

Microbac Laboratories Inc., - Marietta, OH

Explosives by HPLC

CERTIFICATE OF ANALYSIS
FORM I

Client ID:	29SB166 (3-4)			**Collection Date:**	03/03/2021 16:50
Laboratory ID:	M1C0730-01			**Prep Date:**	03/16/2021 18:30
Matrix:	Solid			**Analyzed:**	04/08/2021 00:16
Batch / Sequence:	B1C0966 / S1D0115	**Analytical Method:**	EPA 8330B	**Calibration:**	21D0006
Instrument:	HPLC5	**Units:**	ug/kg wet	**File ID:**	5L028123.D
Analyst:	ECL	**Dilution:**	1		

Analyte	CAS Number	Result	DL	LOD	LOQ	Flag	Qual
1,3-Dinitrobenzene	99-65-0	206	103	206	411	U	
2,4,6-Trinitrotoluene	118-96-7	206	103	206	411	U	
2,4-Dinitrotoluene	121-14-2	206	103	206	411	U	
2,6-Dinitrotoluene	606-20-2	206	103	206	411	U	
2-Amino-4,6-dinitrotoluene (2-am-dnt)	35572-78-2	206	103	206	411	U	
2-Nitrotoluene	88-72-2	206	103	206	411	U	
3-Nitrotoluene	99-08-1	206	103	206	411	U	
4-Amino-2,6-dinitrotoluene	19406-51-0	206	103	206	411	U	
4-Nitrotoluene	99-99-0	206	103	206	411	U	

Surrogate	Recovery	Limits	Units	Q	Qualifier	
1,2-Dinitrobenzene	86.9	78-119	% Rec			

Notes and Definitions

DL: Detection Limit
LOD: Limit of Detection
LOQ: Limit of Quantitation
U: The analyte was analyzed for but was not detected above the reported quantitation limit. The quantitation limit has been adjusted for any dilution or concentration of the sample.

MICROBAC

Laboratory Report Number: M1C0730

Client Project ID: Longhorn

Microbac Laboratories Inc., - Marietta, OH

Explosives by HPLC

CERTIFICATE OF ANALYSIS
FORM I

Client ID:	29SB166 (7-8)			**Collection Date:**	03/03/2021 16:55
Laboratory ID:	M1C0730-02			**Prep Date:**	03/16/2021 18:30
Matrix:	Solid			**Analyzed:**	04/08/2021 01:40
Batch / Sequence:	B1C0966 / S1D0115	**Analytical Method:**	EPA 8330B	**Calibration:**	21D0006
Instrument:	HPLC5	**Units:**	ug/kg wet	**File ID:**	5L028126.D
Analyst:	ECL	**Dilution:**	1		

Analyte	CAS Number	Result	DL	LOD	LOQ	Flag	Qual
1,3-Dinitrobenzene	99-65-0	197	98.3	197	393	U	
2,4,6-Trinitrotoluene	118-96-7	197	98.3	197	393	U	
2,4-Dinitrotoluene	121-14-2	197	98.3	197	393	U	
2,6-Dinitrotoluene	606-20-2	197	98.3	197	393	U	
2-Amino-4,6-dinitrotoluene (2-am-dnt)	35572-78-2	197	98.3	197	393	U	
2-Nitrotoluene	88-72-2	197	98.3	197	393	U	
3-Nitrotoluene	99-08-1	197	98.3	197	393	U	
4-Amino-2,6-dinitrotoluene	19406-51-0	197	98.3	197	393	U	
4-Nitrotoluene	99-99-0	197	98.3	197	393	U	

Surrogate	Recovery	Limits	Units	Q	Qualifier	
1,2-Dinitrobenzene	85.9	78-119	% Rec			

Notes and Definitions

DL: Detection Limit
LOD: Limit of Detection
LOQ: Limit of Quantitation
U: The analyte was analyzed for but was not detected above the reported quantitation limit. The quantitation limit has been adjusted for any dilution or concentration of the sample.

MICROBAC

Laboratory Report Number: M1C0730

Client Project ID: Longhorn

Microbac Laboratories Inc., - Marietta, OH

Explosives by HPLC

CERTIFICATE OF ANALYSIS
FORM I

Client ID:	29SB166 (11-12)			**Collection Date:**	03/03/2021 17:00
Laboratory ID:	M1C0730-03			**Prep Date:**	03/16/2021 18:30
Matrix:	Solid			**Analyzed:**	04/08/2021 02:08
Batch / Sequence:	B1C0966 / S1D0115	**Analytical Method:**	EPA 8330B	**Calibration:**	21D0006
Instrument:	HPLC5	**Units:**	ug/kg wet	**File ID:**	5L028127.D
Analyst:	ECL	**Dilution:**	1		

Analyte	CAS Number	Result	DL	LOD	LOQ	Flag	Qual
1,3-Dinitrobenzene	99-65-0	205	103	205	410	U	
2,4,6-Trinitrotoluene	118-96-7	205	103	205	410	U	
2,4-Dinitrotoluene	121-14-2	205	103	205	410	U	
2,6-Dinitrotoluene	606-20-2	205	103	205	410	U	
2-Amino-4,6-dinitrotoluene (2-am-dnt)	35572-78-2	205	103	205	410	U	
2-Nitrotoluene	88-72-2	205	103	205	410	U	
3-Nitrotoluene	99-08-1	205	103	205	410	U	
4-Amino-2,6-dinitrotoluene	19406-51-0	205	103	205	410	U	
4-Nitrotoluene	99-99-0	205	103	205	410	U	

Surrogate	Recovery	Limits	Units	Q	Qualifier	
1,2-Dinitrobenzene	88.2	78-119	% Rec			

Notes and Definitions

DL: Detection Limit
LOD: Limit of Detection
LOQ: Limit of Quantitation
U: The analyte was analyzed for but was not detected above the reported quantitation limit. The quantitation limit has been adjusted for any dilution or concentration of the sample.

MICROBAC

Laboratory Report Number: M1C0730

Client Project ID: Longhorn

Microbac Laboratories Inc., - Marietta, OH

Explosives by HPLC

CERTIFICATE OF ANALYSIS
FORM I

Client ID:	29SB166 (15-16)			**Collection Date:**	03/03/2021 17:05
Laboratory ID:	M1C0730-04			**Prep Date:**	03/16/2021 18:30
Matrix:	Solid			**Analyzed:**	04/08/2021 02:37
Batch / Sequence:	B1C0966 / S1D0115	**Analytical Method:**	EPA 8330B	**Calibration:**	21D0006
Instrument:	HPLC5	**Units:**	ug/kg wet	**File ID:**	5L028128.D
Analyst:	ECL	**Dilution:**	1		

Analyte	CAS Number	Result	DL	LOD	LOQ	Flag	Qual
1,3-Dinitrobenzene	99-65-0	198	99.2	198	397	U	
2,4,6-Trinitrotoluene	118-96-7	198	99.2	198	397	U	
2,4-Dinitrotoluene	121-14-2	198	99.2	198	397	U	
2,6-Dinitrotoluene	606-20-2	198	99.2	198	397	U	
2-Amino-4,6-dinitrotoluene (2-am-dnt)	35572-78-2	198	99.2	198	397	U	
2-Nitrotoluene	88-72-2	198	99.2	198	397	U	
3-Nitrotoluene	99-08-1	198	99.2	198	397	U	
4-Amino-2,6-dinitrotoluene	19406-51-0	198	99.2	198	397	U	
4-Nitrotoluene	99-99-0	198	99.2	198	397	U	

Surrogate	Recovery	Limits	Units	Q	Qualifier	
1,2-Dinitrobenzene	84.5	78-119	% Rec			

Notes and Definitions

DL: Detection Limit
LOD: Limit of Detection
LOQ: Limit of Quantitation
U: The analyte was analyzed for but was not detected above the reported quantitation limit. The quantitation limit has been adjusted for any dilution or concentration of the sample.

MICROBAC

Laboratory Report Number: M1C0730

Client Project ID: Longhorn

Microbac Laboratories Inc., - Marietta, OH

Explosives by HPLC

CERTIFICATE OF ANALYSIS
FORM I

Client ID:	29SB160 (3-4)			**Collection Date:**	03/03/2021 16:15
Laboratory ID:	M1C0730-05			**Prep Date:**	03/16/2021 18:30
Matrix:	Solid			**Analyzed:**	04/08/2021 03:33
Batch / Sequence:	B1C0966 / S1D0115	**Analytical Method:**	EPA 8330B	**Calibration:**	21D0006
Instrument:	HPLC5	**Units:**	ug/kg wet	**File ID:**	5L028130.D
Analyst:	ECL	**Dilution:**	1		

Analyte	CAS Number	Result	DL	LOD	LOQ	Flag	Qual
1,3-Dinitrobenzene	99-65-0	194	97.0	194	388	U	
2,4,6-Trinitrotoluene	118-96-7	194	97.0	194	388	U	
2,4-Dinitrotoluene	121-14-2	194	97.0	194	388	U	
2,6-Dinitrotoluene	606-20-2	194	97.0	194	388	U	
2-Amino-4,6-dinitrotoluene (2-am-dnt)	35572-78-2	194	97.0	194	388	U	
2-Nitrotoluene	88-72-2	194	97.0	194	388	U	
3-Nitrotoluene	99-08-1	194	97.0	194	388	U	
4-Amino-2,6-dinitrotoluene	19406-51-0	194	97.0	194	388	U	
4-Nitrotoluene	99-99-0	194	97.0	194	388	U	

Surrogate	Recovery	Limits	Units	Q	Qualifier	
1,2-Dinitrobenzene	84.0	78-119	% Rec			

Notes and Definitions

DL: Detection Limit
LOD: Limit of Detection
LOQ: Limit of Quantitation
U: The analyte was analyzed for but was not detected above the reported quantitation limit. The quantitation limit has been adjusted for any dilution or concentration of the sample.

MICROBAC

Laboratory Report Number: M1C0730

Client Project ID: Longhorn

Microbac Laboratories Inc., - Marietta, OH

Explosives by HPLC

CERTIFICATE OF ANALYSIS
FORM I

Client ID:	29SB160 (7-8)			**Collection Date:**	03/03/2021 16:20
Laboratory ID:	M1C0730-06			**Prep Date:**	03/16/2021 18:30
Matrix:	Solid			**Analyzed:**	04/08/2021 04:01
Batch / Sequence:	B1C0966 / S1D0115	**Analytical Method:**	EPA 8330B	**Calibration:**	21D0006
Instrument:	HPLC5	**Units:**	ug/kg wet	**File ID:**	5L028131.D
Analyst:	ECL	**Dilution:**	1		

Analyte	CAS Number	Result	DL	LOD	LOQ	Flag	Qual
1,3-Dinitrobenzene	99-65-0	207	104	207	415	U	
2,4,6-Trinitrotoluene	118-96-7	207	104	207	415	U	
2,4-Dinitrotoluene	121-14-2	207	104	207	415	U	
2,6-Dinitrotoluene	606-20-2	207	104	207	415	U	
2-Amino-4,6-dinitrotoluene (2-am-dnt)	35572-78-2	207	104	207	415	U	
2-Nitrotoluene	88-72-2	207	104	207	415	U	
3-Nitrotoluene	99-08-1	207	104	207	415	U	
4-Amino-2,6-dinitrotoluene	19406-51-0	207	104	207	415	U	
4-Nitrotoluene	99-99-0	207	104	207	415	U	

Surrogate	Recovery	Limits	Units	Q	Qualifier	
1,2-Dinitrobenzene	88.2	78-119	% Rec			

Notes and Definitions

DL: Detection Limit
LOD: Limit of Detection
LOQ: Limit of Quantitation
U: The analyte was analyzed for but was not detected above the reported quantitation limit. The quantitation limit has been adjusted for any dilution or concentration of the sample.

MICROBAC

Laboratory Report Number: M1C0730

Client Project ID: Longhorn

Microbac Laboratories Inc., - Marietta, OH

Explosives by HPLC

CERTIFICATE OF ANALYSIS
FORM I

Client ID:	29SB160 (11-12)			**Collection Date:**	03/03/2021 16:25
Laboratory ID:	M1C0730-07			**Prep Date:**	03/16/2021 18:30
Matrix:	Solid			**Analyzed:**	04/08/2021 04:29
Batch / Sequence:	B1C0966 / S1D0115	**Analytical Method:**	EPA 8330B	**Calibration:**	21D0006
Instrument:	HPLC5	**Units:**	ug/kg wet	**File ID:**	5L028132.D
Analyst:	ECL	**Dilution:**	1		

Analyte	CAS Number	Result	DL	LOD	LOQ	Flag	Qual
1,3-Dinitrobenzene	99-65-0	207	103	207	413	U	
2,4,6-Trinitrotoluene	118-96-7	207	103	207	413	U	
2,4-Dinitrotoluene	121-14-2	207	103	207	413	U	
2,6-Dinitrotoluene	606-20-2	207	103	207	413	U	
2-Amino-4,6-dinitrotoluene (2-am-dnt)	35572-78-2	207	103	207	413	U	
2-Nitrotoluene	88-72-2	207	103	207	413	U	
3-Nitrotoluene	99-08-1	207	103	207	413	U	
4-Amino-2,6-dinitrotoluene	19406-51-0	207	103	207	413	U	
4-Nitrotoluene	99-99-0	207	103	207	413	U	

Surrogate	Recovery	Limits	Units	Q	Qualifier	
1,2-Dinitrobenzene	87.9	78-119	% Rec			

Notes and Definitions

DL: Detection Limit
LOD: Limit of Detection
LOQ: Limit of Quantitation
U: The analyte was analyzed for but was not detected above the reported quantitation limit. The quantitation limit has been adjusted for any dilution or concentration of the sample.

MICROBAC

Laboratory Report Number: M1C0730

Client Project ID: Longhorn

Microbac Laboratories Inc., - Marietta, OH

Explosives by HPLC

CERTIFICATE OF ANALYSIS
FORM I

Client ID:	29SB160 (15-16)			**Collection Date:**	03/03/2021 16:30
Laboratory ID:	M1C0730-08			**Prep Date:**	03/16/2021 18:30
Matrix:	Solid			**Analyzed:**	04/08/2021 04:58
Batch / Sequence:	B1C0966 / S1D0115	**Analytical Method:**	EPA 8330B	**Calibration:**	21D0006
Instrument:	HPLC5	**Units:**	ug/kg wet	**File ID:**	5L028133.D
Analyst:	ECL	**Dilution:**	1		

Analyte	CAS Number	Result	DL	LOD	LOQ	Flag	Qual
1,3-Dinitrobenzene	99-65-0	198	98.9	198	396	U	
2,4,6-Trinitrotoluene	118-96-7	198	98.9	198	396	U	
2,4-Dinitrotoluene	121-14-2	198	98.9	198	396	U	
2,6-Dinitrotoluene	606-20-2	198	98.9	198	396	U	
2-Amino-4,6-dinitrotoluene (2-am-dnt)	35572-78-2	198	98.9	198	396	U	
2-Nitrotoluene	88-72-2	198	98.9	198	396	U	
3-Nitrotoluene	99-08-1	198	98.9	198	396	U	
4-Amino-2,6-dinitrotoluene	19406-51-0	198	98.9	198	396	U	
4-Nitrotoluene	99-99-0	198	98.9	198	396	U	

Surrogate	Recovery	Limits	Units	Q	Qualifier	
1,2-Dinitrobenzene	86.8	78-119	% Rec			

Notes and Definitions

DL: Detection Limit
LOD: Limit of Detection
LOQ: Limit of Quantitation
U: The analyte was analyzed for but was not detected above the reported quantitation limit. The quantitation limit has been adjusted for any dilution or concentration of the sample.

MICROBAC

Laboratory Report Number: M1C0730

Client Project ID: Longhorn

Microbac Laboratories Inc., - Marietta, OH

Explosives by HPLC

CERTIFICATE OF ANALYSIS
FORM I

Client ID:	29SB161 (3-4)			**Collection Date:**	03/04/2021 08:05
Laboratory ID:	M1C0730-09			**Prep Date:**	03/16/2021 18:30
Matrix:	Solid			**Analyzed:**	04/08/2021 05:26
Batch / Sequence:	B1C0966 / S1D0115	**Analytical Method:**	EPA 8330B	**Calibration:**	21D0006
Instrument:	HPLC5	**Units:**	ug/kg wet	**File ID:**	5L028134.D
Analyst:	ECL	**Dilution:**	1		

Analyte	CAS Number	Result	DL	LOD	LOQ	Flag	Qual
1,3-Dinitrobenzene	99-65-0	203	101	203	406	U	
2,4,6-Trinitrotoluene	118-96-7	203	101	203	406	U	
2,4-Dinitrotoluene	121-14-2	203	101	203	406	U	
2,6-Dinitrotoluene	606-20-2	203	101	203	406	U	
2-Amino-4,6-dinitrotoluene (2-am-dnt)	35572-78-2	203	101	203	406	U	
2-Nitrotoluene	88-72-2	203	101	203	406	U	
3-Nitrotoluene	99-08-1	203	101	203	406	U	
4-Amino-2,6-dinitrotoluene	19406-51-0	203	101	203	406	U	
4-Nitrotoluene	99-99-0	203	101	203	406	U	

Surrogate	Recovery	Limits	Units	Q	Qualifier	
1,2-Dinitrobenzene	89.0	78-119	% Rec			

Notes and Definitions

DL: Detection Limit
LOD: Limit of Detection
LOQ: Limit of Quantitation
U: The analyte was analyzed for but was not detected above the reported quantitation limit. The quantitation limit has been adjusted for any dilution or concentration of the sample.

MICROBAC

Laboratory Report Number: M1C0730

Client Project ID: Longhorn

Microbac Laboratories Inc., - Marietta, OH

Explosives by HPLC

CERTIFICATE OF ANALYSIS
FORM I

Client ID:	29SB161 (7-8)			**Collection Date:**	03/04/2021 08:10
Laboratory ID:	M1C0730-10			**Prep Date:**	03/16/2021 18:30
Matrix:	Solid			**Analyzed:**	04/08/2021 05:54
Batch / Sequence:	B1C0966 / S1D0115	**Analytical Method:**	EPA 8330B	**Calibration:**	21D0006
Instrument:	HPLC5	**Units:**	ug/kg wet	**File ID:**	5L028135.D
Analyst:	ECL	**Dilution:**	1		

Analyte	CAS Number	Result	DL	LOD	LOQ	Flag	Qual
1,3-Dinitrobenzene	99-65-0	199	99.5	199	398	U	
2,4,6-Trinitrotoluene	118-96-7	199	99.5	199	398	U	
2,4-Dinitrotoluene	121-14-2	199	99.5	199	398	U	
2,6-Dinitrotoluene	606-20-2	199	99.5	199	398	U	
2-Amino-4,6-dinitrotoluene (2-am-dnt)	35572-78-2	199	99.5	199	398	U	
2-Nitrotoluene	88-72-2	199	99.5	199	398	U	
3-Nitrotoluene	99-08-1	199	99.5	199	398	U	
4-Amino-2,6-dinitrotoluene	19406-51-0	199	99.5	199	398	U	
4-Nitrotoluene	99-99-0	199	99.5	199	398	U	

Surrogate	Recovery	Limits	Units	Q	Qualifier	
1,2-Dinitrobenzene	89.1	78-119	% Rec			

Notes and Definitions

DL: Detection Limit
LOD: Limit of Detection
LOQ: Limit of Quantitation
U: The analyte was analyzed for but was not detected above the reported quantitation limit. The quantitation limit has been adjusted for any dilution or concentration of the sample.

MICROBAC

Laboratory Report Number: M1C0730

Client Project ID: Longhorn

Microbac Laboratories Inc., - Marietta, OH

Explosives by HPLC

CERTIFICATE OF ANALYSIS
FORM I

Client ID:	29SB161 (11-12)			**Collection Date:**	03/04/2021 08:15
Laboratory ID:	M1C0730-11			**Prep Date:**	03/16/2021 18:30
Matrix:	Solid			**Analyzed:**	04/08/2021 07:19
Batch / Sequence:	B1C0966 / S1D0115	**Analytical Method:**	EPA 8330B	**Calibration:**	21D0006
Instrument:	HPLC5	**Units:**	ug/kg wet	**File ID:**	5L028138.D
Analyst:	ECL	**Dilution:**	1		

Analyte	CAS Number	Result	DL	LOD	LOQ	Flag	Qual
1,3-Dinitrobenzene	99-65-0	203	102	203	407	U	
2,4,6-Trinitrotoluene	118-96-7	203	102	203	407	U	
2,4-Dinitrotoluene	121-14-2	203	102	203	407	U	
2,6-Dinitrotoluene	606-20-2	203	102	203	407	U	
2-Amino-4,6-dinitrotoluene (2-am-dnt)	35572-78-2	203	102	203	407	U	
2-Nitrotoluene	88-72-2	203	102	203	407	U	
3-Nitrotoluene	99-08-1	203	102	203	407	U	
4-Amino-2,6-dinitrotoluene	19406-51-0	203	102	203	407	U	
4-Nitrotoluene	99-99-0	203	102	203	407	U	

Surrogate	Recovery	Limits	Units	Q	Qualifier	
1,2-Dinitrobenzene	86.7	78-119	% Rec			

Notes and Definitions

DL: Detection Limit
LOD: Limit of Detection
LOQ: Limit of Quantitation
U: The analyte was analyzed for but was not detected above the reported quantitation limit. The quantitation limit has been adjusted for any dilution or concentration of the sample.

MICROBAC

Laboratory Report Number: M1C0730

Client Project ID: Longhorn

Microbac Laboratories Inc., - Marietta, OH

Explosives by HPLC

CERTIFICATE OF ANALYSIS
FORM I

Client ID:	29SB161 (15-16)			**Collection Date:**	03/04/2021 08:20
Laboratory ID:	M1C0730-12			**Prep Date:**	03/16/2021 18:30
Matrix:	Solid			**Analyzed:**	04/08/2021 07:47
Batch / Sequence:	B1C0966 / S1D0115	**Analytical Method:**	EPA 8330B	**Calibration:**	21D0006
Instrument:	HPLC5	**Units:**	ug/kg wet	**File ID:**	5L028139.D
Analyst:	ECL	**Dilution:**	1		

Analyte	CAS Number	Result	DL	LOD	LOQ	Flag	Qual
1,3-Dinitrobenzene	99-65-0	203	102	203	407	U	
2,4,6-Trinitrotoluene	118-96-7	203	102	203	407	U	
2,4-Dinitrotoluene	121-14-2	203	102	203	407	U	
2,6-Dinitrotoluene	606-20-2	203	102	203	407	U	
2-Amino-4,6-dinitrotoluene (2-am-dnt)	35572-78-2	203	102	203	407	U	
2-Nitrotoluene	88-72-2	203	102	203	407	U	
3-Nitrotoluene	99-08-1	203	102	203	407	U	
4-Amino-2,6-dinitrotoluene	19406-51-0	203	102	203	407	U	
4-Nitrotoluene	99-99-0	203	102	203	407	U	

Surrogate	Recovery	Limits	Units	Q	Qualifier	
1,2-Dinitrobenzene	76.2	78-119	% Rec	*	S2	

Notes and Definitions

DL: Detection Limit
LOD: Limit of Detection
LOQ: Limit of Quantitation
S2: Surrogate recovery is below acceptance limits.
U: The analyte was analyzed for but was not detected above the reported quantitation limit. The quantitation limit has been adjusted for any dilution or concentration of the sample.

MICROBAC

Laboratory Report Number: M1C0730

Client Project ID: Longhorn

Microbac Laboratories Inc., - Marietta, OH

Explosives by HPLC

CERTIFICATE OF ANALYSIS
FORM I

Client ID:	29SB153 (3-4)			**Collection Date:**	03/04/2021 11:55
Laboratory ID:	M1C0730-13			**Prep Date:**	03/16/2021 18:30
Matrix:	Solid			**Analyzed:**	04/08/2021 14:38
Batch / Sequence:	B1C0966 / S1D0144	**Analytical Method:**	EPA 8330B	**Calibration:**	21D0006
Instrument:	HPLC5	**Units:**	ug/kg wet	**File ID:**	5L028146.D
Analyst:	ECL	**Dilution:**	1		

Analyte	CAS Number	Result	DL	LOD	LOQ	Flag	Qual
1,3-Dinitrobenzene	99-65-0	199	99.5	199	398	U	
2,4,6-Trinitrotoluene	118-96-7	199	99.5	199	398	U	
2,4-Dinitrotoluene	121-14-2	199	99.5	199	398	U	
2,6-Dinitrotoluene	606-20-2	199	99.5	199	398	U	
2-Amino-4,6-dinitrotoluene (2-am-dnt)	35572-78-2	199	99.5	199	398	U	
2-Nitrotoluene	88-72-2	199	99.5	199	398	U	
3-Nitrotoluene	99-08-1	199	99.5	199	398	U	
4-Amino-2,6-dinitrotoluene	19406-51-0	199	99.5	199	398	U	
4-Nitrotoluene	99-99-0	199	99.5	199	398	U	

Surrogate	Recovery	Limits	Units	Q	Qualifier	
1,2-Dinitrobenzene	86.9	78-119	% Rec			

Notes and Definitions

DL: Detection Limit
LOD: Limit of Detection
LOQ: Limit of Quantitation
U: The analyte was analyzed for but was not detected above the reported quantitation limit. The quantitation limit has been adjusted for any dilution or concentration of the sample.

MICROBAC

Laboratory Report Number: M1C0730

Client Project ID: Longhorn

Microbac Laboratories Inc., - Marietta, OH

Explosives by HPLC

CERTIFICATE OF ANALYSIS
FORM I

Client ID:	29SB153 (7-8)			**Collection Date:**	03/04/2021 12:00
Laboratory ID:	M1C0730-14			**Prep Date:**	03/16/2021 18:30
Matrix:	Solid			**Analyzed:**	04/08/2021 15:06
Batch / Sequence:	B1C0966 / S1D0144	**Analytical Method:**	EPA 8330B	**Calibration:**	21D0006
Instrument:	HPLC5	**Units:**	ug/kg wet	**File ID:**	5L028147.D
Analyst:	ECL	**Dilution:**	1		

Analyte	CAS Number	Result	DL	LOD	LOQ	Flag	Qual
1,3-Dinitrobenzene	99-65-0	199	99.3	199	397	U	
2,4,6-Trinitrotoluene	118-96-7	199	99.3	199	397	U	
2,4-Dinitrotoluene	121-14-2	199	99.3	199	397	U	
2,6-Dinitrotoluene	606-20-2	199	99.3	199	397	U	
2-Amino-4,6-dinitrotoluene (2-am-dnt)	35572-78-2	199	99.3	199	397	U	
2-Nitrotoluene	88-72-2	199	99.3	199	397	U	
3-Nitrotoluene	99-08-1	199	99.3	199	397	U	
4-Amino-2,6-dinitrotoluene	19406-51-0	199	99.3	199	397	U	
4-Nitrotoluene	99-99-0	199	99.3	199	397	U	

Surrogate	Recovery	Limits	Units	Q	Qualifier	
1,2-Dinitrobenzene	86.6	78-119	% Rec			

Notes and Definitions

DL: Detection Limit
LOD: Limit of Detection
LOQ: Limit of Quantitation
U: The analyte was analyzed for but was not detected above the reported quantitation limit. The quantitation limit has been adjusted for any dilution or concentration of the sample.

MICROBAC

Laboratory Report Number: M1C0730

Client Project ID: Longhorn

Microbac Laboratories Inc., - Marietta, OH

Explosives by HPLC

CERTIFICATE OF ANALYSIS
FORM I

Client ID:	29SB153 (11-12)			**Collection Date:**	03/04/2021 12:05
Laboratory ID:	M1C0730-15			**Prep Date:**	03/16/2021 18:30
Matrix:	Solid			**Analyzed:**	04/08/2021 15:34
Batch / Sequence:	B1C0966 / S1D0144	**Analytical Method:**	EPA 8330B	**Calibration:**	21D0006
Instrument:	HPLC5	**Units:**	ug/kg wet	**File ID:**	5L028148.D
Analyst:	ECL	**Dilution:**	1		

Analyte	CAS Number	Result	DL	LOD	LOQ	Flag	Qual
1,3-Dinitrobenzene	99-65-0	201	101	201	402	U	
2,4,6-Trinitrotoluene	118-96-7	201	101	201	402	U	
2,4-Dinitrotoluene	121-14-2	201	101	201	402	U	
2,6-Dinitrotoluene	606-20-2	201	101	201	402	U	
2-Amino-4,6-dinitrotoluene (2-am-dnt)	35572-78-2	201	101	201	402	U	
2-Nitrotoluene	88-72-2	201	101	201	402	U	
3-Nitrotoluene	99-08-1	201	101	201	402	U	
4-Amino-2,6-dinitrotoluene	19406-51-0	201	101	201	402	U	
4-Nitrotoluene	99-99-0	201	101	201	402	U	

Surrogate	Recovery	Limits	Units	Q	Qualifier	
1,2-Dinitrobenzene	84.5	78-119	% Rec			

Notes and Definitions

DL: Detection Limit
LOD: Limit of Detection
LOQ: Limit of Quantitation
U: The analyte was analyzed for but was not detected above the reported quantitation limit. The quantitation limit has been adjusted for any dilution or concentration of the sample.

MICROBAC

Laboratory Report Number: M1C0730

Client Project ID: Longhorn

Microbac Laboratories Inc., - Marietta, OH

Explosives by HPLC

CERTIFICATE OF ANALYSIS
FORM I

Client ID:	29SB153 (15-16)			**Collection Date:**	03/04/2021 12:10
Laboratory ID:	M1C0730-16			**Prep Date:**	03/16/2021 18:30
Matrix:	Solid			**Analyzed:**	04/08/2021 16:03
Batch / Sequence:	B1C0966 / S1D0144	**Analytical Method:**	EPA 8330B	**Calibration:**	21D0006
Instrument:	HPLC5	**Units:**	ug/kg wet	**File ID:**	5L028149.D
Analyst:	ECL	**Dilution:**	1		

Analyte	CAS Number	Result	DL	LOD	LOQ	Flag	Qual
1,3-Dinitrobenzene	99-65-0	207	103	207	413	U	
2,4,6-Trinitrotoluene	118-96-7	207	103	207	413	U	
2,4-Dinitrotoluene	121-14-2	207	103	207	413	U	
2,6-Dinitrotoluene	606-20-2	207	103	207	413	U	
2-Amino-4,6-dinitrotoluene (2-am-dnt)	35572-78-2	207	103	207	413	U	
2-Nitrotoluene	88-72-2	207	103	207	413	U	
3-Nitrotoluene	99-08-1	207	103	207	413	U	
4-Amino-2,6-dinitrotoluene	19406-51-0	207	103	207	413	U	
4-Nitrotoluene	99-99-0	207	103	207	413	U	

Surrogate	Recovery	Limits	Units	Q	Qualifier	
1,2-Dinitrobenzene	85.3	78-119	% Rec			

Notes and Definitions

DL: Detection Limit
LOD: Limit of Detection
LOQ: Limit of Quantitation
U: The analyte was analyzed for but was not detected above the reported quantitation limit. The quantitation limit has been adjusted for any dilution or concentration of the sample.

MICROBAC

Laboratory Report Number: M1C0730

Client Project ID: Longhorn

Microbac Laboratories Inc., - Marietta, OH

Explosives by HPLC

CERTIFICATE OF ANALYSIS
FORM I

Client ID:	29SB140 (3-4)			**Collection Date:**	03/04/2021 11:10
Laboratory ID:	M1C0730-17			**Prep Date:**	03/16/2021 18:30
Matrix:	Solid			**Analyzed:**	04/08/2021 16:31
Batch / Sequence:	B1C0966 / S1D0144	**Analytical Method:**	EPA 8330B	**Calibration:**	21D0006
Instrument:	HPLC5	**Units:**	ug/kg wet	**File ID:**	5L028150.D
Analyst:	ECL	**Dilution:**	1		

Analyte	CAS Number	Result	DL	LOD	LOQ	Flag	Qual
1,3-Dinitrobenzene	99-65-0	196	98.1	196	393	U	
2,4,6-Trinitrotoluene	118-96-7	196	98.1	196	393	U	
2,4-Dinitrotoluene	121-14-2	196	98.1	196	393	U	
2,6-Dinitrotoluene	606-20-2	196	98.1	196	393	U	
2-Amino-4,6-dinitrotoluene (2-am-dnt)	35572-78-2	196	98.1	196	393	U	
2-Nitrotoluene	88-72-2	196	98.1	196	393	U	
3-Nitrotoluene	99-08-1	196	98.1	196	393	U	
4-Amino-2,6-dinitrotoluene	19406-51-0	196	98.1	196	393	U	
4-Nitrotoluene	99-99-0	196	98.1	196	393	U	

Surrogate	Recovery	Limits	Units	Q	Qualifier	
1,2-Dinitrobenzene	84.8	78-119	% Rec			

Notes and Definitions

DL: Detection Limit
LOD: Limit of Detection
LOQ: Limit of Quantitation
U: The analyte was analyzed for but was not detected above the reported quantitation limit. The quantitation limit has been adjusted for any dilution or concentration of the sample.

MICROBAC

Laboratory Report Number: M1C0730

Client Project ID: Longhorn

Microbac Laboratories Inc., - Marietta, OH

Explosives by HPLC

CERTIFICATE OF ANALYSIS
FORM I

Client ID:	29SB140 (7-8)			**Collection Date:**	03/04/2021 11:15
Laboratory ID:	M1C0730-18			**Prep Date:**	03/16/2021 18:30
Matrix:	Solid			**Analyzed:**	04/08/2021 16:59
Batch / Sequence:	B1C0966 / S1D0144	**Analytical Method:**	EPA 8330B	**Calibration:**	21D0006
Instrument:	HPLC5	**Units:**	ug/kg wet	**File ID:**	5L028151.D
Analyst:	ECL	**Dilution:**	1		

Analyte	CAS Number	Result	DL	LOD	LOQ	Flag	Qual
1,3-Dinitrobenzene	99-65-0	199	99.4	199	398	U	
2,4,6-Trinitrotoluene	118-96-7	199	99.4	199	398	U	
2,4-Dinitrotoluene	121-14-2	199	99.4	199	398	U	
2,6-Dinitrotoluene	606-20-2	199	99.4	199	398	U	
2-Amino-4,6-dinitrotoluene (2-am-dnt)	35572-78-2	199	99.4	199	398	U	
2-Nitrotoluene	88-72-2	199	99.4	199	398	U	
3-Nitrotoluene	99-08-1	199	99.4	199	398	U	
4-Amino-2,6-dinitrotoluene	19406-51-0	199	99.4	199	398	U	
4-Nitrotoluene	99-99-0	199	99.4	199	398	U	

Surrogate	Recovery	Limits	Units	Q	Qualifier	
1,2-Dinitrobenzene	87.4	78-119	% Rec			

Notes and Definitions

DL: Detection Limit
LOD: Limit of Detection
LOQ: Limit of Quantitation
U: The analyte was analyzed for but was not detected above the reported quantitation limit. The quantitation limit has been adjusted for any dilution or concentration of the sample.

MICROBAC

Laboratory Report Number: M1C0730

Client Project ID: Longhorn

Microbac Laboratories Inc., - Marietta, OH

Explosives by HPLC

CERTIFICATE OF ANALYSIS
FORM I

Client ID:	29SB140 (11-12)			**Collection Date:**	03/04/2021 11:20
Laboratory ID:	M1C0730-19			**Prep Date:**	03/16/2021 18:30
Matrix:	Solid			**Analyzed:**	04/08/2021 17:55
Batch / Sequence:	B1C0966 / S1D0144	**Analytical Method:**	EPA 8330B	**Calibration:**	21D0006
Instrument:	HPLC5	**Units:**	ug/kg wet	**File ID:**	5L028153.D
Analyst:	ECL	**Dilution:**	1		

Analyte	CAS Number	Result	DL	LOD	LOQ	Flag	Qual
1,3-Dinitrobenzene	99-65-0	202	101	202	404	U	
2,4,6-Trinitrotoluene	118-96-7	202	101	202	404	U	
2,4-Dinitrotoluene	121-14-2	202	101	202	404	U	
2,6-Dinitrotoluene	606-20-2	202	101	202	404	U	
2-Amino-4,6-dinitrotoluene (2-am-dnt)	35572-78-2	202	101	202	404	U	
2-Nitrotoluene	88-72-2	202	101	202	404	U	
3-Nitrotoluene	99-08-1	202	101	202	404	U	
4-Amino-2,6-dinitrotoluene	19406-51-0	202	101	202	404	U	
4-Nitrotoluene	99-99-0	202	101	202	404	U	

Surrogate	Recovery	Limits	Units	Q	Qualifier	
1,2-Dinitrobenzene	85.4	78-119	% Rec			

Notes and Definitions

DL: Detection Limit
LOD: Limit of Detection
LOQ: Limit of Quantitation
U: The analyte was analyzed for but was not detected above the reported quantitation limit. The quantitation limit has been adjusted for any dilution or concentration of the sample.

MICROBAC

Laboratory Report Number: M1C0730

Client Project ID: Longhorn

Microbac Laboratories Inc., - Marietta, OH

Explosives by HPLC

CERTIFICATE OF ANALYSIS
FORM I

Client ID:	29SB140 (15-16)			**Collection Date:**	03/04/2021 11:25
Laboratory ID:	M1C0730-20			**Prep Date:**	03/17/2021 17:00
Matrix:	Solid			**Analyzed:**	04/08/2021 18:24
Batch / Sequence:	B1C1016 / S1D0144	**Analytical Method:**	EPA 8330B	**Calibration:**	21D0006
Instrument:	HPLC5	**Units:**	ug/kg wet	**File ID:**	5L028154.D
Analyst:	ECL	**Dilution:**	1		

Analyte	CAS Number	Result	DL	LOD	LOQ	Flag	Qual
1,3-Dinitrobenzene	99-65-0	197	98.3	197	393	U	
2,4,6-Trinitrotoluene	118-96-7	197	98.3	197	393	U	
2,4-Dinitrotoluene	121-14-2	197	98.3	197	393	U	
2,6-Dinitrotoluene	606-20-2	197	98.3	197	393	U	
2-Amino-4,6-dinitrotoluene (2-am-dnt)	35572-78-2	197	98.3	197	393	U	
2-Nitrotoluene	88-72-2	197	98.3	197	393	U	
3-Nitrotoluene	99-08-1	197	98.3	197	393	U	
4-Amino-2,6-dinitrotoluene	19406-51-0	197	98.3	197	393	U	
4-Nitrotoluene	99-99-0	197	98.3	197	393	U	

Surrogate	Recovery	Limits	Units	Q	Qualifier	
1,2-Dinitrobenzene	89.3	78-119	% Rec			

Notes and Definitions

DL: Detection Limit
LOD: Limit of Detection
LOQ: Limit of Quantitation
U: The analyte was analyzed for but was not detected above the reported quantitation limit. The quantitation limit has been adjusted for any dilution or concentration of the sample.

MICROBAC

Laboratory Report Number: M1C0730

Client Project ID: Longhorn

Microbac Laboratories Inc., - Marietta, OH

Explosives by HPLC

CERTIFICATE OF ANALYSIS
FORM I

Client ID:	29SB135 (11-12)			**Collection Date:**	03/04/2021 10:25
Laboratory ID:	M1C0730-21			**Prep Date:**	03/17/2021 17:00
Matrix:	Solid			**Analyzed:**	04/08/2021 19:48
Batch / Sequence:	B1C1016 / S1D0144	**Analytical Method:**	EPA 8330B	**Calibration:**	21D0006
Instrument:	HPLC5	**Units:**	ug/kg wet	**File ID:**	5L028157.D
Analyst:	ECL	**Dilution:**	1		

Analyte	CAS Number	Result	DL	LOD	LOQ	Flag	Qual
1,3-Dinitrobenzene	99-65-0	195	97.3	195	389	U	
2,4,6-Trinitrotoluene	118-96-7	195	97.3	195	389	U	
2,4-Dinitrotoluene	121-14-2	195	97.3	195	389	U	
2,6-Dinitrotoluene	606-20-2	195	97.3	195	389	U	
2-Amino-4,6-dinitrotoluene (2-am-dnt)	35572-78-2	195	97.3	195	389	U	
2-Nitrotoluene	88-72-2	195	97.3	195	389	U	
3-Nitrotoluene	99-08-1	195	97.3	195	389	U	
4-Amino-2,6-dinitrotoluene	19406-51-0	195	97.3	195	389	U	
4-Nitrotoluene	99-99-0	195	97.3	195	389	U	

Surrogate	Recovery	Limits	Units	Q	Qualifier	
1,2-Dinitrobenzene	66.6	78-119	% Rec	*	S2	

Notes and Definitions

DL: Detection Limit
LOD: Limit of Detection
LOQ: Limit of Quantitation
S2: Surrogate recovery is below acceptance limits.
U: The analyte was analyzed for but was not detected above the reported quantitation limit. The quantitation limit has been adjusted for any dilution or concentration of the sample.

MICROBAC

Laboratory Report Number: M1C0730

Client Project ID: Longhorn

Microbac Laboratories Inc., - Marietta, OH

Explosives by HPLC

CERTIFICATE OF ANALYSIS
FORM I

Client ID:	29SB135 (15-16)			**Collection Date:**	03/04/2021 10:30
Laboratory ID:	M1C0730-22			**Prep Date:**	03/17/2021 17:00
Matrix:	Solid			**Analyzed:**	04/08/2021 21:13
Batch / Sequence:	B1C1016 / S1D0144	**Analytical Method:**	EPA 8330B	**Calibration:**	21D0006
Instrument:	HPLC5	**Units:**	ug/kg wet	**File ID:**	5L028160.D
Analyst:	ECL	**Dilution:**	1		

Analyte	CAS Number	Result	DL	LOD	LOQ	Flag	Qual
1,3-Dinitrobenzene	99-65-0	204	102	204	407	U	
2,4,6-Trinitrotoluene	118-96-7	204	102	204	407	U	
2,4-Dinitrotoluene	121-14-2	204	102	204	407	U	
2,6-Dinitrotoluene	606-20-2	204	102	204	407	U	
2-Amino-4,6-dinitrotoluene (2-am-dnt)	35572-78-2	204	102	204	407	U	
2-Nitrotoluene	88-72-2	204	102	204	407	U	
3-Nitrotoluene	99-08-1	204	102	204	407	U	
4-Amino-2,6-dinitrotoluene	19406-51-0	204	102	204	407	U	
4-Nitrotoluene	99-99-0	204	102	204	407	U	

Surrogate	Recovery	Limits	Units	Q	Qualifier	
1,2-Dinitrobenzene	90.2	78-119	% Rec			

Notes and Definitions

DL: Detection Limit
LOD: Limit of Detection
LOQ: Limit of Quantitation
U: The analyte was analyzed for but was not detected above the reported quantitation limit. The quantitation limit has been adjusted for any dilution or concentration of the sample.

MICROBAC

Laboratory Report Number: M1C0730

Client Project ID: Longhorn

Microbac Laboratories Inc., - Marietta, OH

Explosives by HPLC

CERTIFICATE OF ANALYSIS
FORM I

Client ID:	29SB136 (3-4)			**Collection Date:**	03/04/2021 09:20
Laboratory ID:	M1C0730-23			**Prep Date:**	03/17/2021 17:00
Matrix:	Solid			**Analyzed:**	04/08/2021 21:41
Batch / Sequence:	B1C1016 / S1D0144	**Analytical Method:**	EPA 8330B	**Calibration:**	21D0006
Instrument:	HPLC5	**Units:**	ug/kg wet	**File ID:**	5L028161.D
Analyst:	ECL	**Dilution:**	1		

Analyte	CAS Number	Result	DL	LOD	LOQ	Flag	Qual
1,3-Dinitrobenzene	99-65-0	197	98.5	197	394	U	
2,4,6-Trinitrotoluene	118-96-7	197	98.5	197	394	U	
2,4-Dinitrotoluene	121-14-2	197	98.5	197	394	U	
2,6-Dinitrotoluene	606-20-2	197	98.5	197	394	U	
2-Amino-4,6-dinitrotoluene (2-am-dnt)	35572-78-2	197	98.5	197	394	U	
2-Nitrotoluene	88-72-2	197	98.5	197	394	U	
3-Nitrotoluene	99-08-1	197	98.5	197	394	U	
4-Amino-2,6-dinitrotoluene	19406-51-0	197	98.5	197	394	U	
4-Nitrotoluene	99-99-0	197	98.5	197	394	U	

Surrogate	Recovery	Limits	Units	Q	Qualifier	
1,2-Dinitrobenzene	90.1	78-119	% Rec			

Notes and Definitions

DL: Detection Limit
LOD: Limit of Detection
LOQ: Limit of Quantitation
U: The analyte was analyzed for but was not detected above the reported quantitation limit. The quantitation limit has been adjusted for any dilution or concentration of the sample.

MICROBAC

Laboratory Report Number: M1C0730

Client Project ID: Longhorn

Microbac Laboratories Inc., - Marietta, OH

Explosives by HPLC

CERTIFICATE OF ANALYSIS
FORM I

Client ID:	29SB136 (7-8)			**Collection Date:**	03/04/2021 09:25
Laboratory ID:	M1C0730-24			**Prep Date:**	03/17/2021 17:00
Matrix:	Solid			**Analyzed:**	04/08/2021 22:09
Batch / Sequence:	B1C1016 / S1D0144	**Analytical Method:**	EPA 8330B	**Calibration:**	21D0006
Instrument:	HPLC5	**Units:**	ug/kg wet	**File ID:**	5L028162.D
Analyst:	ECL	**Dilution:**	1		

Analyte	CAS Number	Result	DL	LOD	LOQ	Flag	Qual
1,3-Dinitrobenzene	99-65-0	202	101	202	405	U	
2,4,6-Trinitrotoluene	118-96-7	202	101	202	405	U	
2,4-Dinitrotoluene	121-14-2	202	101	202	405	U	
2,6-Dinitrotoluene	606-20-2	202	101	202	405	U	
2-Amino-4,6-dinitrotoluene (2-am-dnt)	35572-78-2	202	101	202	405	U	
2-Nitrotoluene	88-72-2	202	101	202	405	U	
3-Nitrotoluene	99-08-1	202	101	202	405	U	
4-Amino-2,6-dinitrotoluene	19406-51-0	202	101	202	405	U	
4-Nitrotoluene	99-99-0	202	101	202	405	U	

Surrogate	Recovery	Limits	Units	Q	Qualifier	
1,2-Dinitrobenzene	91.2	78-119	% Rec			

Notes and Definitions

DL: Detection Limit
LOD: Limit of Detection
LOQ: Limit of Quantitation
U: The analyte was analyzed for but was not detected above the reported quantitation limit. The quantitation limit has been adjusted for any dilution or concentration of the sample.

MICROBAC

Laboratory Report Number: M1C0730

Client Project ID: Longhorn

Microbac Laboratories Inc., - Marietta, OH

Explosives by HPLC

CERTIFICATE OF ANALYSIS
FORM I

Client ID:	29SB136 (11-12)			**Collection Date:**	03/04/2021 09:30
Laboratory ID:	M1C0730-25			**Prep Date:**	03/17/2021 17:00
Matrix:	Solid			**Analyzed:**	04/08/2021 23:05
Batch / Sequence:	B1C1016 / S1D0144	**Analytical Method:**	EPA 8330B	**Calibration:**	21D0006
Instrument:	HPLC5	**Units:**	ug/kg wet	**File ID:**	5L028164.D
Analyst:	ECL	**Dilution:**	1		

Analyte	CAS Number	Result	DL	LOD	LOQ	Flag	Qual
1,3-Dinitrobenzene	99-65-0	199	99.7	199	399	U	
2,4,6-Trinitrotoluene	118-96-7	199	99.7	199	399	U	
2,4-Dinitrotoluene	121-14-2	199	99.7	199	399	U	
2,6-Dinitrotoluene	606-20-2	199	99.7	199	399	U	
2-Amino-4,6-dinitrotoluene (2-am-dnt)	35572-78-2	199	99.7	199	399	U	
2-Nitrotoluene	88-72-2	199	99.7	199	399	U	
3-Nitrotoluene	99-08-1	199	99.7	199	399	U	
4-Amino-2,6-dinitrotoluene	19406-51-0	199	99.7	199	399	U	
4-Nitrotoluene	99-99-0	199	99.7	199	399	U	

Surrogate	Recovery	Limits	Units	Q	Qualifier	
1,2-Dinitrobenzene	89.8	78-119	% Rec			

Notes and Definitions

DL: Detection Limit
LOD: Limit of Detection
LOQ: Limit of Quantitation
U: The analyte was analyzed for but was not detected above the reported quantitation limit. The quantitation limit has been adjusted for any dilution or concentration of the sample.

MICROBAC

Laboratory Report Number: M1C0730

Client Project ID: Longhorn

Microbac Laboratories Inc., - Marietta, OH

Explosives by HPLC

CERTIFICATE OF ANALYSIS
FORM I

Client ID:	29SB136 (15-16)			**Collection Date:**	03/04/2021 09:35
Laboratory ID:	M1C0730-26			**Prep Date:**	03/17/2021 17:00
Matrix:	Solid			**Analyzed:**	04/08/2021 23:34
Batch / Sequence:	B1C1016 / S1D0144	**Analytical Method:**	EPA 8330B	**Calibration:**	21D0006
Instrument:	HPLC5	**Units:**	ug/kg wet	**File ID:**	5L028165.D
Analyst:	ECL	**Dilution:**	1		

Analyte	CAS Number	Result	DL	LOD	LOQ	Flag	Qual
1,3-Dinitrobenzene	99-65-0	206	103	206	412	U	
2,4,6-Trinitrotoluene	118-96-7	206	103	206	412	U	
2,4-Dinitrotoluene	121-14-2	206	103	206	412	U	
2,6-Dinitrotoluene	606-20-2	206	103	206	412	U	
2-Amino-4,6-dinitrotoluene (2-am-dnt)	35572-78-2	206	103	206	412	U	
2-Nitrotoluene	88-72-2	206	103	206	412	U	
3-Nitrotoluene	99-08-1	206	103	206	412	U	
4-Amino-2,6-dinitrotoluene	19406-51-0	206	103	206	412	U	
4-Nitrotoluene	99-99-0	206	103	206	412	U	

Surrogate	Recovery	Limits	Units	Q	Qualifier	
1,2-Dinitrobenzene	78.2	78-119	% Rec			

Notes and Definitions

DL: Detection Limit
LOD: Limit of Detection
LOQ: Limit of Quantitation
U: The analyte was analyzed for but was not detected above the reported quantitation limit. The quantitation limit has been adjusted for any dilution or concentration of the sample.

MICROBAC

Laboratory Report Number: M1C0730

Client Project ID: Longhorn

Microbac Laboratories Inc., - Marietta, OH

Explosives by HPLC

CERTIFICATE OF ANALYSIS
FORM I

Client ID:	29SB162 (3-4)			**Collection Date:**	03/04/2021 08:30
Laboratory ID:	M1C0730-27			**Prep Date:**	03/17/2021 17:00
Matrix:	Solid			**Analyzed:**	04/09/2021 00:02
Batch / Sequence:	B1C1016 / S1D0144	**Analytical Method:**	EPA 8330B	**Calibration:**	21D0006
Instrument:	HPLC5	**Units:**	ug/kg wet	**File ID:**	5L028166.D
Analyst:	ECL	**Dilution:**	1		

Analyte	CAS Number	Result	DL	LOD	LOQ	Flag	Qual
1,3-Dinitrobenzene	99-65-0	198	99.0	198	396	U	
2,4,6-Trinitrotoluene	118-96-7	198	99.0	198	396	U	
2,4-Dinitrotoluene	121-14-2	198	99.0	198	396	U	
2,6-Dinitrotoluene	606-20-2	198	99.0	198	396	U	
2-Amino-4,6-dinitrotoluene (2-am-dnt)	35572-78-2	198	99.0	198	396	U	
2-Nitrotoluene	88-72-2	198	99.0	198	396	U	
3-Nitrotoluene	99-08-1	198	99.0	198	396	U	
4-Amino-2,6-dinitrotoluene	19406-51-0	198	99.0	198	396	U	
4-Nitrotoluene	99-99-0	198	99.0	198	396	U	

Surrogate	Recovery	Limits	Units	Q	Qualifier	
1,2-Dinitrobenzene	68.4	78-119	% Rec	*	S2	

Notes and Definitions

DL: Detection Limit
LOD: Limit of Detection
LOQ: Limit of Quantitation
S2: Surrogate recovery is below acceptance limits.
U: The analyte was analyzed for but was not detected above the reported quantitation limit. The quantitation limit has been adjusted for any dilution or concentration of the sample.

MICROBAC

Laboratory Report Number: M1C0730

Client Project ID: Longhorn

Microbac Laboratories Inc., - Marietta, OH

Explosives by HPLC

CERTIFICATE OF ANALYSIS
FORM I

Client ID:	29SB162 (7-8)			**Collection Date:**	03/04/2021 08:35
Laboratory ID:	M1C0730-28			**Prep Date:**	03/17/2021 17:00
Matrix:	Solid			**Analyzed:**	04/09/2021 00:30
Batch / Sequence:	B1C1016 / S1D0144	**Analytical Method:**	EPA 8330B	**Calibration:**	21D0006
Instrument:	HPLC5	**Units:**	ug/kg wet	**File ID:**	5L028167.D
Analyst:	ECL	**Dilution:**	1		

Analyte	CAS Number	Result	DL	LOD	LOQ	Flag	Qual
1,3-Dinitrobenzene	99-65-0	209	105	209	419	U	
2,4,6-Trinitrotoluene	118-96-7	209	105	209	419	U	
2,4-Dinitrotoluene	121-14-2	209	105	209	419	U	
2,6-Dinitrotoluene	606-20-2	209	105	209	419	U	
2-Amino-4,6-dinitrotoluene (2-am-dnt)	35572-78-2	209	105	209	419	U	
2-Nitrotoluene	88-72-2	209	105	209	419	U	
3-Nitrotoluene	99-08-1	209	105	209	419	U	
4-Amino-2,6-dinitrotoluene	19406-51-0	209	105	209	419	U	
4-Nitrotoluene	99-99-0	209	105	209	419	U	

Surrogate	Recovery	Limits	Units	Q	Qualifier	
1,2-Dinitrobenzene	58.2	78-119	% Rec	*	S2	

Notes and Definitions

DL: Detection Limit
LOD: Limit of Detection
LOQ: Limit of Quantitation
S2: Surrogate recovery is below acceptance limits.
U: The analyte was analyzed for but was not detected above the reported quantitation limit. The quantitation limit has been adjusted for any dilution or concentration of the sample.

MICROBAC

Laboratory Report Number: M1C0730

Client Project ID: Longhorn

Microbac Laboratories Inc., - Marietta, OH

Explosives by HPLC

CERTIFICATE OF ANALYSIS
FORM I

Client ID:	29SB162 (11-12)			**Collection Date:**	03/04/2021 08:40
Laboratory ID:	M1C0730-29			**Prep Date:**	03/17/2021 17:00
Matrix:	Solid			**Analyzed:**	04/09/2021 00:58
Batch / Sequence:	B1C1016 / S1D0144	**Analytical Method:**	EPA 8330B	**Calibration:**	21D0006
Instrument:	HPLC5	**Units:**	ug/kg wet	**File ID:**	5L028168.D
Analyst:	ECL	**Dilution:**	1		

Analyte	CAS Number	Result	DL	LOD	LOQ	Flag	Qual
1,3-Dinitrobenzene	99-65-0	196	97.9	196	392	U	
2,4,6-Trinitrotoluene	118-96-7	196	97.9	196	392	U	
2,4-Dinitrotoluene	121-14-2	196	97.9	196	392	U	
2,6-Dinitrotoluene	606-20-2	196	97.9	196	392	U	
2-Amino-4,6-dinitrotoluene (2-am-dnt)	35572-78-2	196	97.9	196	392	U	
2-Nitrotoluene	88-72-2	196	97.9	196	392	U	
3-Nitrotoluene	99-08-1	196	97.9	196	392	U	
4-Amino-2,6-dinitrotoluene	19406-51-0	196	97.9	196	392	U	
4-Nitrotoluene	99-99-0	196	97.9	196	392	U	

Surrogate	Recovery	Limits	Units	Q	Qualifier	
1,2-Dinitrobenzene	88.4	78-119	% Rec			

Notes and Definitions

DL: Detection Limit
LOD: Limit of Detection
LOQ: Limit of Quantitation
U: The analyte was analyzed for but was not detected above the reported quantitation limit. The quantitation limit has been adjusted for any dilution or concentration of the sample.

MICROBAC

Laboratory Report Number: M1C0730

Client Project ID: Longhorn

Microbac Laboratories Inc., - Marietta, OH

Explosives by HPLC

CERTIFICATE OF ANALYSIS
FORM I

Client ID:	29SB162 (15-16)			**Collection Date:**	03/04/2021 08:45
Laboratory ID:	M1C0730-30			**Prep Date:**	03/17/2021 17:00
Matrix:	Solid			**Analyzed:**	04/09/2021 01:26
Batch / Sequence:	B1C1016 / S1D0144	**Analytical Method:**	EPA 8330B	**Calibration:**	21D0006
Instrument:	HPLC5	**Units:**	ug/kg wet	**File ID:**	5L028169.D
Analyst:	ECL	**Dilution:**	1		

Analyte	CAS Number	Result	DL	LOD	LOQ	Flag	Qual
1,3-Dinitrobenzene	99-65-0	195	97.4	195	389	U	
2,4,6-Trinitrotoluene	118-96-7	195	97.4	195	389	U	
2,4-Dinitrotoluene	121-14-2	195	97.4	195	389	U	
2,6-Dinitrotoluene	606-20-2	195	97.4	195	389	U	
2-Amino-4,6-dinitrotoluene (2-am-dnt)	35572-78-2	195	97.4	195	389	U	
2-Nitrotoluene	88-72-2	195	97.4	195	389	U	
3-Nitrotoluene	99-08-1	195	97.4	195	389	U	
4-Amino-2,6-dinitrotoluene	19406-51-0	195	97.4	195	389	U	
4-Nitrotoluene	99-99-0	195	97.4	195	389	U	

Surrogate	Recovery	Limits	Units	Q	Qualifier	
1,2-Dinitrobenzene	54.6	78-119	% Rec	*	S2	

Notes and Definitions

DL: Detection Limit
LOD: Limit of Detection
LOQ: Limit of Quantitation
S2: Surrogate recovery is below acceptance limits.
U: The analyte was analyzed for but was not detected above the reported quantitation limit. The quantitation limit has been adjusted for any dilution or concentration of the sample.

MICROBAC

Laboratory Report Number: M1C0730

Client Project ID: Longhorn

Microbac Laboratories Inc., - Marietta, OH

Explosives by HPLC

CERTIFICATE OF ANALYSIS
FORM I

Client ID:	29SB164 (3-4)			**Collection Date:**	03/04/2021 10:40
Laboratory ID:	M1C0730-31			**Prep Date:**	03/17/2021 17:00
Matrix:	Solid			**Analyzed:**	04/09/2021 01:54
Batch / Sequence:	B1C1016 / S1D0144	**Analytical Method:**	EPA 8330B	**Calibration:**	21D0006
Instrument:	HPLC5	**Units:**	ug/kg wet	**File ID:**	5L028170.D
Analyst:	ECL	**Dilution:**	1		

Analyte	CAS Number	Result	DL	LOD	LOQ	Flag	Qual
1,3-Dinitrobenzene	99-65-0	191	95.7	191	383	U	
2,4,6-Trinitrotoluene	118-96-7	191	95.7	191	383	U	
2,4-Dinitrotoluene	121-14-2	191	95.7	191	383	U	
2,6-Dinitrotoluene	606-20-2	191	95.7	191	383	U	
2-Amino-4,6-dinitrotoluene (2-am-dnt)	35572-78-2	191	95.7	191	383	U	
2-Nitrotoluene	88-72-2	191	95.7	191	383	U	
3-Nitrotoluene	99-08-1	191	95.7	191	383	U	
4-Amino-2,6-dinitrotoluene	19406-51-0	191	95.7	191	383	U	
4-Nitrotoluene	99-99-0	191	95.7	191	383	U	

Surrogate	Recovery	Limits	Units	Q	Qualifier	
1,2-Dinitrobenzene	52.3	78-119	% Rec	*	S2	

Notes and Definitions

DL: Detection Limit
LOD: Limit of Detection
LOQ: Limit of Quantitation
S2: Surrogate recovery is below acceptance limits.
U: The analyte was analyzed for but was not detected above the reported quantitation limit. The quantitation limit has been adjusted for any dilution or concentration of the sample.

MICROBAC

Laboratory Report Number: M1C0730

Client Project ID: Longhorn

Microbac Laboratories Inc., - Marietta, OH

Explosives by HPLC

CERTIFICATE OF ANALYSIS
FORM I

Client ID:	29SB164 (3-4)			**Collection Date:**	03/04/2021 10:40
Laboratory ID:	M1C0730-31RE1			**Prep Date:**	04/09/2021 14:23
Matrix:	Solid			**Analyzed:**	04/13/2021 04:10
Batch / Sequence:	B1D0537 / S1D0218	**Analytical Method:**	EPA 8330B	**Calibration:**	21D0006
Instrument:	HPLC5	**Units:**	ug/kg wet	**File ID:**	5L028350.D
Analyst:	JWR	**Dilution:**	1		

Sample Notes: H2

Analyte	CAS Number	Result	DL	LOD	LOQ	Flag	Qual
1,3-Dinitrobenzene	99-65-0	203	102	203	406	U	
2,4,6-Trinitrotoluene	118-96-7	203	102	203	406	U	
2,4-Dinitrotoluene	121-14-2	203	102	203	406	U	Q2
2,6-Dinitrotoluene	606-20-2	203	102	203	406	U	
2-Amino-4,6-dinitrotoluene (2-am-dnt)	35572-78-2	203	102	203	406	U	
2-Nitrotoluene	88-72-2	203	102	203	406	U	
3-Nitrotoluene	99-08-1	203	102	203	406	U	
4-Amino-2,6-dinitrotoluene	19406-51-0	203	102	203	406	U	
4-Nitrotoluene	99-99-0	203	102	203	406	U	

Surrogate	Recovery	Limits	Units	Q	Qualifier	
1,2-Dinitrobenzene	86.2	78-119	% Rec			

Notes and Definitions

DL: Detection Limit
LOD: Limit of Detection
LOQ: Limit of Quantitation
H2: Initial analysis was within holding time. Reanalysis was past holding time.
Q2: LCS recovery is above acceptance limits. However there is no impact on the reported value.
U: The analyte was analyzed for but was not detected above the reported quantitation limit. The quantitation limit has been adjusted for any dilution or concentration of the sample.

MICROBAC

Laboratory Report Number: M1C0730

Client Project ID: Longhorn

Microbac Laboratories Inc., - Marietta, OH

Explosives by HPLC

CERTIFICATE OF ANALYSIS
FORM I

Client ID:	29SB164 (7-8)			**Collection Date:**	03/04/2021 10:45
Laboratory ID:	M1C0730-32			**Prep Date:**	03/17/2021 17:00
Matrix:	Solid			**Analyzed:**	04/09/2021 02:23
Batch / Sequence:	B1C1016 / S1D0144	**Analytical Method:**	EPA 8330B	**Calibration:**	21D0006
Instrument:	HPLC5	**Units:**	ug/kg wet	**File ID:**	5L028171.D
Analyst:	ECL	**Dilution:**	1		

Analyte	CAS Number	Result	DL	LOD	LOQ	Flag	Qual
1,3-Dinitrobenzene	99-65-0	195	97.3	195	389	U	
2,4,6-Trinitrotoluene	118-96-7	195	97.3	195	389	U	
2,4-Dinitrotoluene	121-14-2	195	97.3	195	389	U	
2,6-Dinitrotoluene	606-20-2	195	97.3	195	389	U	
2-Amino-4,6-dinitrotoluene (2-am-dnt)	35572-78-2	195	97.3	195	389	U	
2-Nitrotoluene	88-72-2	195	97.3	195	389	U	
3-Nitrotoluene	99-08-1	195	97.3	195	389	U	
4-Amino-2,6-dinitrotoluene	19406-51-0	195	97.3	195	389	U	
4-Nitrotoluene	99-99-0	195	97.3	195	389	U	

Surrogate	Recovery	Limits	Units	Q	Qualifier	
1,2-Dinitrobenzene	88.6	78-119	% Rec			

Notes and Definitions

DL: Detection Limit
LOD: Limit of Detection
LOQ: Limit of Quantitation
U: The analyte was analyzed for but was not detected above the reported quantitation limit. The quantitation limit has been adjusted for any dilution or concentration of the sample.

MICROBAC

Laboratory Report Number: M1C0730

Client Project ID: Longhorn

Microbac Laboratories Inc., - Marietta, OH

Explosives by HPLC

CERTIFICATE OF ANALYSIS
FORM I

Client ID:	29SB164 (11-12)			**Collection Date:**	03/04/2021 10:50
Laboratory ID:	M1C0730-33			**Prep Date:**	03/17/2021 17:00
Matrix:	Solid			**Analyzed:**	04/09/2021 02:51
Batch / Sequence:	B1C1016 / S1D0144	**Analytical Method:**	EPA 8330B	**Calibration:**	21D0006
Instrument:	HPLC5	**Units:**	ug/kg wet	**File ID:**	5L028172.D
Analyst:	ECL	**Dilution:**	1		

Analyte	CAS Number	Result	DL	LOD	LOQ	Flag	Qual
1,3-Dinitrobenzene	99-65-0	194	97.0	194	388	U	
2,4,6-Trinitrotoluene	118-96-7	194	97.0	194	388	U	
2,4-Dinitrotoluene	121-14-2	194	97.0	194	388	U	
2,6-Dinitrotoluene	606-20-2	194	97.0	194	388	U	
2-Amino-4,6-dinitrotoluene (2-am-dnt)	35572-78-2	194	97.0	194	388	U	
2-Nitrotoluene	88-72-2	194	97.0	194	388	U	
3-Nitrotoluene	99-08-1	194	97.0	194	388	U	
4-Amino-2,6-dinitrotoluene	19406-51-0	194	97.0	194	388	U	
4-Nitrotoluene	99-99-0	194	97.0	194	388	U	

Surrogate	Recovery	Limits	Units	Q	Qualifier	
1,2-Dinitrobenzene	88.3	78-119	% Rec			

Notes and Definitions

DL: Detection Limit
LOD: Limit of Detection
LOQ: Limit of Quantitation
U: The analyte was analyzed for but was not detected above the reported quantitation limit. The quantitation limit has been adjusted for any dilution or concentration of the sample.

MICROBAC

Laboratory Report Number: M1C0730

Client Project ID: Longhorn

Microbac Laboratories Inc., - Marietta, OH

Explosives by HPLC

CERTIFICATE OF ANALYSIS
FORM I

Client ID:	29SB164 (15-16)			**Collection Date:**	03/04/2021 10:55
Laboratory ID:	M1C0730-34			**Prep Date:**	03/17/2021 17:00
Matrix:	Solid			**Analyzed:**	04/09/2021 03:19
Batch / Sequence:	B1C1016 / S1D0144	**Analytical Method:**	EPA 8330B	**Calibration:**	21D0006
Instrument:	HPLC5	**Units:**	ug/kg wet	**File ID:**	5L028173.D
Analyst:	ECL	**Dilution:**	1		

Analyte	CAS Number	Result	DL	LOD	LOQ	Flag	Qual
1,3-Dinitrobenzene	99-65-0	198	99.0	198	396	U	
2,4,6-Trinitrotoluene	118-96-7	198	99.0	198	396	U	
2,4-Dinitrotoluene	121-14-2	198	99.0	198	396	U	
2,6-Dinitrotoluene	606-20-2	198	99.0	198	396	U	
2-Amino-4,6-dinitrotoluene (2-am-dnt)	35572-78-2	198	99.0	198	396	U	
2-Nitrotoluene	88-72-2	198	99.0	198	396	U	
3-Nitrotoluene	99-08-1	198	99.0	198	396	U	
4-Amino-2,6-dinitrotoluene	19406-51-0	198	99.0	198	396	U	
4-Nitrotoluene	99-99-0	198	99.0	198	396	U	

Surrogate	Recovery	Limits	Units	Q	Qualifier	
1,2-Dinitrobenzene	89.2	78-119	% Rec			

Notes and Definitions

DL: Detection Limit
LOD: Limit of Detection
LOQ: Limit of Quantitation
U: The analyte was analyzed for but was not detected above the reported quantitation limit. The quantitation limit has been adjusted for any dilution or concentration of the sample.

MICROBAC

Laboratory Report Number: M1C0730

Client Project ID: Longhorn

Microbac Laboratories Inc., - Marietta, OH

Explosives by HPLC

CERTIFICATE OF ANALYSIS
FORM I

Client ID:	29SB163 (3-4)			**Collection Date:**	03/04/2021 09:00
Laboratory ID:	M1C0730-35			**Prep Date:**	03/17/2021 17:00
Matrix:	Solid			**Analyzed:**	04/12/2021 11:31
Batch / Sequence:	B1C1016 / S1D0185	**Analytical Method:**	EPA 8330B	**Calibration:**	21D0006
Instrument:	HPLC5	**Units:**	ug/kg wet	**File ID:**	5L028325.D
Analyst:	ECL	**Dilution:**	1		

Analyte	CAS Number	Result	DL	LOD	LOQ	Flag	Qual
1,3-Dinitrobenzene	99-65-0	197	98.7	197	395	U	
2,4,6-Trinitrotoluene	118-96-7	197	98.7	197	395	U	
2,4-Dinitrotoluene	121-14-2	197	98.7	197	395	U	Q7
2,6-Dinitrotoluene	606-20-2	197	98.7	197	395	U	
2-Amino-4,6-dinitrotoluene (2-am-dnt)	35572-78-2	197	98.7	197	395	U	
2-Nitrotoluene	88-72-2	197	98.7	197	395	U	
3-Nitrotoluene	99-08-1	197	98.7	197	395	U	
4-Amino-2,6-dinitrotoluene	19406-51-0	197	98.7	197	395	U	
4-Nitrotoluene	99-99-0	197	98.7	197	395	U	

Surrogate	Recovery	Limits	Units	Q	Qualifier	
1,2-Dinitrobenzene	89.7	78-119	% Rec			

Notes and Definitions

DL: Detection Limit
LOD: Limit of Detection
LOQ: Limit of Quantitation
Q7: CCV recovery is above acceptance limits. However there is no impact on the reported value.
U: The analyte was analyzed for but was not detected above the reported quantitation limit. The quantitation limit has been adjusted for any dilution or concentration of the sample.

MICROBAC

Laboratory Report Number: M1C0730

Client Project ID: Longhorn

Microbac Laboratories Inc., - Marietta, OH

Explosives by HPLC

CERTIFICATE OF ANALYSIS
FORM I

Client ID:	29SB163 (7-8)			**Collection Date:**	03/04/2021 09:05
Laboratory ID:	M1C0730-36			**Prep Date:**	03/17/2021 17:00
Matrix:	Solid			**Analyzed:**	04/09/2021 14:16
Batch / Sequence:	B1C1016 / S1D0166	**Analytical Method:**	EPA 8330B	**Calibration:**	21D0006
Instrument:	HPLC5	**Units:**	ug/kg wet	**File ID:**	5L028186.D
Analyst:	ECL	**Dilution:**	1		

Analyte	CAS Number	Result	DL	LOD	LOQ	Flag	Qual
1,3-Dinitrobenzene	99-65-0	204	102	204	407	U	
2,4,6-Trinitrotoluene	118-96-7	204	102	204	407	U	
2,4-Dinitrotoluene	121-14-2	204	102	204	407	U	
2,6-Dinitrotoluene	606-20-2	204	102	204	407	U	
2-Amino-4,6-dinitrotoluene (2-am-dnt)	35572-78-2	204	102	204	407	U	
2-Nitrotoluene	88-72-2	204	102	204	407	U	
3-Nitrotoluene	99-08-1	204	102	204	407	U	
4-Amino-2,6-dinitrotoluene	19406-51-0	204	102	204	407	U	
4-Nitrotoluene	99-99-0	204	102	204	407	U	

Surrogate	Recovery	Limits	Units	Q	Qualifier	
1,2-Dinitrobenzene	92.5	78-119	% Rec			

Notes and Definitions

DL: Detection Limit
LOD: Limit of Detection
LOQ: Limit of Quantitation
U: The analyte was analyzed for but was not detected above the reported quantitation limit. The quantitation limit has been adjusted for any dilution or concentration of the sample.

MICROBAC

Laboratory Report Number: M1C0730

Client Project ID: Longhorn

Microbac Laboratories Inc., - Marietta, OH

Explosives by HPLC

CERTIFICATE OF ANALYSIS
FORM I

Client ID:	29SB163 (11-12)			**Collection Date:**	03/04/2021 09:10
Laboratory ID:	M1C0730-37			**Prep Date:**	03/17/2021 17:00
Matrix:	Solid			**Analyzed:**	04/09/2021 14:44
Batch / Sequence:	B1C1016 / S1D0166	**Analytical Method:**	EPA 8330B	**Calibration:**	21D0006
Instrument:	HPLC5	**Units:**	ug/kg wet	**File ID:**	5L028187.D
Analyst:	ECL	**Dilution:**	1		

Analyte	CAS Number	Result	DL	LOD	LOQ	Flag	Qual
1,3-Dinitrobenzene	99-65-0	206	103	206	412	U	
2,4,6-Trinitrotoluene	118-96-7	206	103	206	412	U	
2,4-Dinitrotoluene	121-14-2	206	103	206	412	U	
2,6-Dinitrotoluene	606-20-2	206	103	206	412	U	
2-Amino-4,6-dinitrotoluene (2-am-dnt)	35572-78-2	206	103	206	412	U	
2-Nitrotoluene	88-72-2	206	103	206	412	U	
3-Nitrotoluene	99-08-1	206	103	206	412	U	
4-Amino-2,6-dinitrotoluene	19406-51-0	206	103	206	412	U	
4-Nitrotoluene	99-99-0	206	103	206	412	U	

Surrogate	Recovery	Limits	Units	Q	Qualifier	
1,2-Dinitrobenzene	88.2	78-119	% Rec			

Notes and Definitions

DL: Detection Limit
LOD: Limit of Detection
LOQ: Limit of Quantitation
U: The analyte was analyzed for but was not detected above the reported quantitation limit. The quantitation limit has been adjusted for any dilution or concentration of the sample.

MICROBAC

Laboratory Report Number: M1C0730

Client Project ID: Longhorn

Microbac Laboratories Inc., - Marietta, OH

Explosives by HPLC

CERTIFICATE OF ANALYSIS
FORM I

Client ID:	29SB163 (15-16)			**Collection Date:**	03/04/2021 09:15
Laboratory ID:	M1C0730-38			**Prep Date:**	03/17/2021 17:00
Matrix:	Solid			**Analyzed:**	04/09/2021 15:12
Batch / Sequence:	B1C1016 / S1D0166	**Analytical Method:**	EPA 8330B	**Calibration:**	21D0006
Instrument:	HPLC5	**Units:**	ug/kg wet	**File ID:**	5L028188.D
Analyst:	ECL	**Dilution:**	1		

Analyte	CAS Number	Result	DL	LOD	LOQ	Flag	Qual
1,3-Dinitrobenzene	99-65-0	200	100	200	400	U	
2,4,6-Trinitrotoluene	118-96-7	200	100	200	400	U	
2,4-Dinitrotoluene	121-14-2	200	100	200	400	U	
2,6-Dinitrotoluene	606-20-2	200	100	200	400	U	
2-Amino-4,6-dinitrotoluene (2-am-dnt)	35572-78-2	200	100	200	400	U	
2-Nitrotoluene	88-72-2	200	100	200	400	U	
3-Nitrotoluene	99-08-1	200	100	200	400	U	
4-Amino-2,6-dinitrotoluene	19406-51-0	200	100	200	400	U	
4-Nitrotoluene	99-99-0	200	100	200	400	U	

Surrogate	Recovery	Limits	Units	Q	Qualifier	
1,2-Dinitrobenzene	96.5	78-119	% Rec			

Notes and Definitions

DL: Detection Limit
LOD: Limit of Detection
LOQ: Limit of Quantitation
U: The analyte was analyzed for but was not detected above the reported quantitation limit. The quantitation limit has been adjusted for any dilution or concentration of the sample.

MICROBAC

Laboratory Report Number: M1C0730

Client Project ID: Longhorn

Microbac Laboratories Inc., - Marietta, OH

Explosives by HPLC

CERTIFICATE OF ANALYSIS
FORM I

Client ID:	29SB135 (3-4)			**Collection Date:**	03/04/2021 10:15
Laboratory ID:	M1C0730-39			**Prep Date:**	03/17/2021 17:00
Matrix:	Solid			**Analyzed:**	04/09/2021 15:40
Batch / Sequence:	B1C1016 / S1D0166	**Analytical Method:**	EPA 8330B	**Calibration:**	21D0006
Instrument:	HPLC5	**Units:**	ug/kg wet	**File ID:**	5L028189.D
Analyst:	ECL	**Dilution:**	1		

Analyte	CAS Number	Result	DL	LOD	LOQ	Flag	Qual
1,3-Dinitrobenzene	99-65-0	200	99.8	200	399	U	
2,4,6-Trinitrotoluene	118-96-7	200	99.8	200	399	U	
2,4-Dinitrotoluene	121-14-2	200	99.8	200	399	U	
2,6-Dinitrotoluene	606-20-2	200	99.8	200	399	U	
2-Amino-4,6-dinitrotoluene (2-am-dnt)	35572-78-2	200	99.8	200	399	U	
2-Nitrotoluene	88-72-2	200	99.8	200	399	U	
3-Nitrotoluene	99-08-1	200	99.8	200	399	U	
4-Amino-2,6-dinitrotoluene	19406-51-0	200	99.8	200	399	U	
4-Nitrotoluene	99-99-0	200	99.8	200	399	U	

Surrogate	Recovery	Limits	Units	Q	Qualifier	
1,2-Dinitrobenzene	63.9	78-119	% Rec	*	S2	

Notes and Definitions

DL: Detection Limit
LOD: Limit of Detection
LOQ: Limit of Quantitation
S2: Surrogate recovery is below acceptance limits.
U: The analyte was analyzed for but was not detected above the reported quantitation limit. The quantitation limit has been adjusted for any dilution or concentration of the sample.

MICROBAC

Laboratory Report Number: M1C0730

Client Project ID: Longhorn

Microbac Laboratories Inc., - Marietta, OH

Explosives by HPLC

CERTIFICATE OF ANALYSIS
FORM I

Client ID:	29SB135 (7-8)			**Collection Date:**	03/04/2021 10:20
Laboratory ID:	M1C0730-40			**Prep Date:**	03/18/2021 11:45
Matrix:	Solid			**Analyzed:**	04/09/2021 19:08
Batch / Sequence:	B1C1074 / S1D0166	**Analytical Method:**	EPA 8330B	**Calibration:**	21D0006
Instrument:	HPLC5	**Units:**	ug/kg wet	**File ID:**	5L028200.D
Analyst:	ECL	**Dilution:**	1		

Analyte	CAS Number	Result	DL	LOD	LOQ	Flag	Qual
1,3-Dinitrobenzene	99-65-0	198	99.0	198	396	U	
2,4,6-Trinitrotoluene	118-96-7	198	99.0	198	396	U	
2,4-Dinitrotoluene	121-14-2	198	99.0	198	396	U	Q2
2,6-Dinitrotoluene	606-20-2	198	99.0	198	396	U	
2-Amino-4,6-dinitrotoluene (2-am-dnt)	35572-78-2	198	99.0	198	396	U	
2-Nitrotoluene	88-72-2	198	99.0	198	396	U	
3-Nitrotoluene	99-08-1	198	99.0	198	396	U	
4-Amino-2,6-dinitrotoluene	19406-51-0	198	99.0	198	396	U	
4-Nitrotoluene	99-99-0	198	99.0	198	396	U	

Surrogate	Recovery	Limits	Units	Q	Qualifier	
1,2-Dinitrobenzene	88.2	78-119	% Rec			

Notes and Definitions

DL: Detection Limit
LOD: Limit of Detection
LOQ: Limit of Quantitation
Q2: LCS recovery is above acceptance limits. However there is no impact on the reported value.
U: The analyte was analyzed for but was not detected above the reported quantitation limit. The quantitation limit has been adjusted for any dilution or concentration of the sample.

MICROBAC

Laboratory Report Number: M1C0730

Client Project ID: Longhorn

Microbac Laboratories Inc., - Marietta, OH

Explosives by HPLC

CERTIFICATE OF ANALYSIS
FORM I

Client ID:	29SB135 (7-8)			**Collection Date:**	03/04/2021 10:20
Laboratory ID:	M1C0730-40RE1			**Prep Date:**	03/18/2021 11:45
Matrix:	Solid			**Analyzed:**	04/12/2021 21:35
Batch / Sequence:	B1C1074 / S1D0205	**Analytical Method:**	EPA 8330B	**Calibration:**	21D0007
Instrument:	HPLC6	**Units:**	ug/kg wet	**File ID:**	6L0008586.D
Analyst:	ECL	**Dilution:**	1		

Analyte	CAS Number	Result	DL	LOD	LOQ	Flag	Qual
1,3-Dinitrobenzene	99-65-0	198	99.0	198	396	U	
2,4,6-Trinitrotoluene	118-96-7	198	99.0	198	396	U	
2,4-Dinitrotoluene	121-14-2	198	99.0	198	396	U	
2,6-Dinitrotoluene	606-20-2	198	99.0	198	396	U	
2-Amino-4,6-dinitrotoluene (2-am-dnt)	35572-78-2	198	99.0	198	396	U	
2-Nitrotoluene	88-72-2	198	99.0	198	396	U	
3-Nitrotoluene	99-08-1	198	99.0	198	396	U	
4-Amino-2,6-dinitrotoluene	19406-51-0	198	99.0	198	396	U	
4-Nitrotoluene	99-99-0	198	99.0	198	396	U	

Surrogate	Recovery	Limits	Units	Q	Qualifier	
1,2-Dinitrobenzene	103	78-119	% Rec			

Notes and Definitions

DL: Detection Limit
LOD: Limit of Detection
LOQ: Limit of Quantitation
U: The analyte was analyzed for but was not detected above the reported quantitation limit. The quantitation limit has been adjusted for any dilution or concentration of the sample.

MICROBAC

Laboratory Report Number: M1C0730

Client Project ID: Longhorn

Microbac Laboratories Inc., - Marietta, OH

Explosives by HPLC

CERTIFICATE OF ANALYSIS
FORM I

Client ID:	29SB151 (11-12)			**Collection Date:**	03/04/2021 15:30
Laboratory ID:	M1C0730-41			**Prep Date:**	03/18/2021 11:45
Matrix:	Solid			**Analyzed:**	04/09/2021 20:32
Batch / Sequence:	B1C1074 / S1D0166	**Analytical Method:**	EPA 8330B	**Calibration:**	21D0006
Instrument:	HPLC5	**Units:**	ug/kg wet	**File ID:**	5L028203.D
Analyst:	ECL	**Dilution:**	1		

Analyte	CAS Number	Result	DL	LOD	LOQ	Flag	Qual
1,3-Dinitrobenzene	99-65-0	198	98.9	198	396	U	
2,4,6-Trinitrotoluene	118-96-7	198	98.9	198	396	U	
2,4-Dinitrotoluene	121-14-2	198	98.9	198	396	U	Q2
2,6-Dinitrotoluene	606-20-2	198	98.9	198	396	U	
2-Amino-4,6-dinitrotoluene (2-am-dnt)	35572-78-2	198	98.9	198	396	U	
2-Nitrotoluene	88-72-2	198	98.9	198	396	U	
3-Nitrotoluene	99-08-1	198	98.9	198	396	U	
4-Amino-2,6-dinitrotoluene	19406-51-0	198	98.9	198	396	U	
4-Nitrotoluene	99-99-0	198	98.9	198	396	U	

Surrogate	Recovery	Limits	Units	Q	Qualifier	
1,2-Dinitrobenzene	89.1	78-119	% Rec			

Notes and Definitions

DL: Detection Limit
LOD: Limit of Detection
LOQ: Limit of Quantitation
Q2: LCS recovery is above acceptance limits. However there is no impact on the reported value.
U: The analyte was analyzed for but was not detected above the reported quantitation limit. The quantitation limit has been adjusted for any dilution or concentration of the sample.

MICROBAC

Laboratory Report Number: M1C0730

Client Project ID: Longhorn

Microbac Laboratories Inc., - Marietta, OH

Explosives by HPLC

CERTIFICATE OF ANALYSIS
FORM I

Client ID:	29SB151 (15-16)			**Collection Date:**	03/04/2021 15:35
Laboratory ID:	M1C0730-42			**Prep Date:**	03/18/2021 11:45
Matrix:	Solid			**Analyzed:**	04/09/2021 22:25
Batch / Sequence:	B1C1074 / S1D0166	**Analytical Method:**	EPA 8330B	**Calibration:**	21D0006
Instrument:	HPLC5	**Units:**	ug/kg wet	**File ID:**	5L028207.D
Analyst:	ECL	**Dilution:**	1		

Analyte	CAS Number	Result	DL	LOD	LOQ	Flag	Qual
1,3-Dinitrobenzene	99-65-0	198	99.2	198	397	U	
2,4,6-Trinitrotoluene	118-96-7	198	99.2	198	397	U	
2,4-Dinitrotoluene	121-14-2	198	99.2	198	397	U	Q2
2,6-Dinitrotoluene	606-20-2	198	99.2	198	397	U	
2-Amino-4,6-dinitrotoluene (2-am-dnt)	35572-78-2	198	99.2	198	397	U	
2-Nitrotoluene	88-72-2	198	99.2	198	397	U	
3-Nitrotoluene	99-08-1	198	99.2	198	397	U	
4-Amino-2,6-dinitrotoluene	19406-51-0	198	99.2	198	397	U	
4-Nitrotoluene	99-99-0	198	99.2	198	397	U	

Surrogate	Recovery	Limits	Units	Q	Qualifier	
1,2-Dinitrobenzene	105	78-119	% Rec			

Notes and Definitions

DL: Detection Limit
LOD: Limit of Detection
LOQ: Limit of Quantitation
Q2: LCS recovery is above acceptance limits. However there is no impact on the reported value.
U: The analyte was analyzed for but was not detected above the reported quantitation limit. The quantitation limit has been adjusted for any dilution or concentration of the sample.

MICROBAC

Laboratory Report Number: M1C0730

Client Project ID: Longhorn

Microbac Laboratories Inc., - Marietta, OH

Explosives by HPLC

CERTIFICATE OF ANALYSIS
FORM I

Client ID:	29SB152 (3-4)			**Collection Date:**	03/04/2021 14:20
Laboratory ID:	M1C0730-43			**Prep Date:**	03/18/2021 11:45
Matrix:	Solid			**Analyzed:**	04/09/2021 22:53
Batch / Sequence:	B1C1074 / S1D0166	**Analytical Method:**	EPA 8330B	**Calibration:**	21D0006
Instrument:	HPLC5	**Units:**	ug/kg wet	**File ID:**	5L028208.D
Analyst:	ECL	**Dilution:**	1		

Analyte	CAS Number	Result	DL	LOD	LOQ	Flag	Qual
1,3-Dinitrobenzene	99-65-0	196	97.8	196	391	U	
2,4,6-Trinitrotoluene	118-96-7	621	97.8	196	391		
2,4-Dinitrotoluene	121-14-2	770	97.8	196	391		Q1
2,6-Dinitrotoluene	606-20-2	196	97.8	196	391	U	
2-Amino-4,6-dinitrotoluene (2-am-dnt)	35572-78-2	196	97.8	196	391	U	
2-Nitrotoluene	88-72-2	196	97.8	196	391	U	
3-Nitrotoluene	99-08-1	196	97.8	196	391	U	
4-Amino-2,6-dinitrotoluene	19406-51-0	196	97.8	196	391	U	
4-Nitrotoluene	99-99-0	196	97.8	196	391	U	

Surrogate	Recovery	Limits	Units	Q	Qualifier	
1,2-Dinitrobenzene	102	78-119	% Rec			

Notes and Definitions

DL: Detection Limit
LOD: Limit of Detection
LOQ: Limit of Quantitation
Q1: LCS recovery is above acceptance limits. The reported value is estimated.
U: The analyte was analyzed for but was not detected above the reported quantitation limit. The quantitation limit has been adjusted for any dilution or concentration of the sample.

MICROBAC

Laboratory Report Number: M1C0730

Client Project ID: Longhorn

Microbac Laboratories Inc., - Marietta, OH

Explosives by HPLC

CERTIFICATE OF ANALYSIS
FORM I

Client ID:	29SB152 (3-4)			**Collection Date:**	03/04/2021 14:20
Laboratory ID:	M1C0730-43RE1			**Prep Date:**	03/18/2021 11:45
Matrix:	Solid			**Analyzed:**	04/12/2021 22:37
Batch / Sequence:	B1C1074 / S1D0205	**Analytical Method:**	EPA 8330B	**Calibration:**	21D0007
Instrument:	HPLC6	**Units:**	ug/kg wet	**File ID:**	6L0008587.D
Analyst:	JWR	**Dilution:**	1		

Analyte	CAS Number	Result	DL	LOD	LOQ	Flag	Qual
2,4,6-Trinitrotoluene	118-96-7	639	97.8	196	391		
2,4-Dinitrotoluene	121-14-2	787	97.8	196	391		

Surrogate	Recovery	Limits	Units	Q	Qualifier	
1,2-Dinitrobenzene	112	78-119	% Rec			

Notes and Definitions

DL: Detection Limit
LOD: Limit of Detection
LOQ: Limit of Quantitation

MICROBAC

Laboratory Report Number: M1C0730

Client Project ID: Longhorn

Microbac Laboratories Inc., - Marietta, OH

Explosives by HPLC

CERTIFICATE OF ANALYSIS
FORM I

Client ID:	29SB152 (7-8)			**Collection Date:**	03/04/2021 14:25
Laboratory ID:	M1C0730-44			**Prep Date:**	03/18/2021 11:45
Matrix:	Solid			**Analyzed:**	04/09/2021 23:22
Batch / Sequence:	B1C1074 / S1D0166	**Analytical Method:**	EPA 8330B	**Calibration:**	21D0006
Instrument:	HPLC5	**Units:**	ug/kg wet	**File ID:**	5L028209.D
Analyst:	ECL	**Dilution:**	1		

Analyte	CAS Number	Result	DL	LOD	LOQ	Flag	Qual
1,3-Dinitrobenzene	99-65-0	203	101	203	405	U	
2,4,6-Trinitrotoluene	118-96-7	203	101	203	405	U	
2,4-Dinitrotoluene	121-14-2	203	101	203	405	U	Q2
2,6-Dinitrotoluene	606-20-2	203	101	203	405	U	
2-Amino-4,6-dinitrotoluene (2-am-dnt)	35572-78-2	203	101	203	405	U	
2-Nitrotoluene	88-72-2	203	101	203	405	U	
3-Nitrotoluene	99-08-1	203	101	203	405	U	
4-Amino-2,6-dinitrotoluene	19406-51-0	203	101	203	405	U	
4-Nitrotoluene	99-99-0	203	101	203	405	U	

Surrogate	Recovery	Limits	Units	Q	Qualifier	
1,2-Dinitrobenzene	88.7	78-119	% Rec			

Notes and Definitions

DL: Detection Limit
LOD: Limit of Detection
LOQ: Limit of Quantitation
Q2: LCS recovery is above acceptance limits. However there is no impact on the reported value.
U: The analyte was analyzed for but was not detected above the reported quantitation limit. The quantitation limit has been adjusted for any dilution or concentration of the sample.

MICROBAC

Laboratory Report Number: M1C0730

Client Project ID: Longhorn

Microbac Laboratories Inc., - Marietta, OH

Explosives by HPLC

CERTIFICATE OF ANALYSIS
FORM I

Client ID:	29SB152 (11-12)			**Collection Date:**	03/04/2021 14:30
Laboratory ID:	M1C0730-45			**Prep Date:**	03/18/2021 11:45
Matrix:	Solid			**Analyzed:**	04/09/2021 23:50
Batch / Sequence:	B1C1074 / S1D0166	**Analytical Method:**	EPA 8330B	**Calibration:**	21D0006
Instrument:	HPLC5	**Units:**	ug/kg wet	**File ID:**	5L028210.D
Analyst:	ECL	**Dilution:**	1		

Analyte	CAS Number	Result	DL	LOD	LOQ	Flag	Qual
1,3-Dinitrobenzene	99-65-0	198	98.8	198	395	U	
2,4,6-Trinitrotoluene	118-96-7	198	98.8	198	395	U	
2,4-Dinitrotoluene	121-14-2	198	98.8	198	395	U	Q2
2,6-Dinitrotoluene	606-20-2	198	98.8	198	395	U	
2-Amino-4,6-dinitrotoluene (2-am-dnt)	35572-78-2	198	98.8	198	395	U	
2-Nitrotoluene	88-72-2	198	98.8	198	395	U	
3-Nitrotoluene	99-08-1	198	98.8	198	395	U	
4-Amino-2,6-dinitrotoluene	19406-51-0	198	98.8	198	395	U	
4-Nitrotoluene	99-99-0	198	98.8	198	395	U	

Surrogate	Recovery	Limits	Units	Q	Qualifier	
1,2-Dinitrobenzene	98.6	78-119	% Rec			

Notes and Definitions

DL: Detection Limit
LOD: Limit of Detection
LOQ: Limit of Quantitation
Q2: LCS recovery is above acceptance limits. However there is no impact on the reported value.
U: The analyte was analyzed for but was not detected above the reported quantitation limit. The quantitation limit has been adjusted for any dilution or concentration of the sample.

MICROBAC

Laboratory Report Number: M1C0730

Client Project ID: Longhorn

Microbac Laboratories Inc., - Marietta, OH

Explosives by HPLC

CERTIFICATE OF ANALYSIS
FORM I

Client ID:	29SB152 (15-16)			**Collection Date:**	03/04/2021 14:35
Laboratory ID:	M1C0730-46			**Prep Date:**	03/18/2021 11:45
Matrix:	Solid			**Analyzed:**	04/10/2021 00:18
Batch / Sequence:	B1C1074 / S1D0166	**Analytical Method:**	EPA 8330B	**Calibration:**	21D0006
Instrument:	HPLC5	**Units:**	ug/kg wet	**File ID:**	5L028211.D
Analyst:	ECL	**Dilution:**	1		

Analyte	CAS Number	Result	DL	LOD	LOQ	Flag	Qual
1,3-Dinitrobenzene	99-65-0	193	96.5	193	386	U	
2,4,6-Trinitrotoluene	118-96-7	193	96.5	193	386	U	
2,4-Dinitrotoluene	121-14-2	193	96.5	193	386	U	Q2
2,6-Dinitrotoluene	606-20-2	193	96.5	193	386	U	
2-Amino-4,6-dinitrotoluene (2-am-dnt)	35572-78-2	193	96.5	193	386	U	
2-Nitrotoluene	88-72-2	193	96.5	193	386	U	
3-Nitrotoluene	99-08-1	193	96.5	193	386	U	
4-Amino-2,6-dinitrotoluene	19406-51-0	193	96.5	193	386	U	
4-Nitrotoluene	99-99-0	193	96.5	193	386	U	

Surrogate	Recovery	Limits	Units	Q	Qualifier	
1,2-Dinitrobenzene	88.6	78-119	% Rec			

Notes and Definitions

DL: Detection Limit
LOD: Limit of Detection
LOQ: Limit of Quantitation
Q2: LCS recovery is above acceptance limits. However there is no impact on the reported value.
U: The analyte was analyzed for but was not detected above the reported quantitation limit. The quantitation limit has been adjusted for any dilution or concentration of the sample.

MICROBAC

Laboratory Report Number: M1C0730

Client Project ID: Longhorn

Microbac Laboratories Inc., - Marietta, OH

Explosives by HPLC

CERTIFICATE OF ANALYSIS
FORM I

Client ID:	EB03			**Collection Date:**	03/03/2021 17:10
Laboratory ID:	M1C0730-47			**Prep Date:**	03/09/2021 13:23
Matrix:	Aqueous			**Analyzed:**	03/09/2021 20:42
Batch / Sequence:	B1C0516 / S1C0184	**Analytical Method:**	EPA 8330B	**Calibration:**	21B0020
Instrument:	HPLC5	**Units:**	ug/L	**File ID:**	5L027800.D
Analyst:	JWR	**Dilution:**	1		

Analyte	CAS Number	Result	DL	LOD	LOQ	Flag	Qual
1,3-Dinitrobenzene	99-65-0	0.500	0.250	0.500	1.00	U	
2,4,6-Trinitrotoluene	118-96-7	0.500	0.250	0.500	1.00	U	
2,4-Dinitrotoluene	121-14-2	0.500	0.250	0.500	1.00	U	
2,6-Dinitrotoluene	606-20-2	0.500	0.250	0.500	1.00	U	
2-Amino-4,6-dinitrotoluene (2-am-dnt)	35572-78-2	0.500	0.250	0.500	1.00	U	
2-Nitrotoluene	88-72-2	0.500	0.250	0.500	1.00	U	
3-Nitrotoluene	99-08-1	0.500	0.250	0.500	1.00	U	
4-Amino-2,6-dinitrotoluene	19406-51-0	0.500	0.250	0.500	1.00	U	
4-Nitrotoluene	99-99-0	0.500	0.250	0.500	1.00	U	

Surrogate	Recovery	Limits	Units	Q	Qualifier	
1,2-Dinitrobenzene	109	83-119	% Rec			

Notes and Definitions

DL: Detection Limit
LOD: Limit of Detection
LOQ: Limit of Quantitation
U: The analyte was analyzed for but was not detected above the reported quantitation limit. The quantitation limit has been adjusted for any dilution or concentration of the sample.
ug/L: Micrograms per Liter

MICROBAC

Laboratory Report Number: M1C0730

Client Project ID: Longhorn

Microbac Laboratories Inc., - Marietta, OH

Explosives by HPLC

CERTIFICATE OF ANALYSIS
FORM I

Client ID:	EB04			**Collection Date:**	03/04/2021 08:25
Laboratory ID:	M1C0730-48			**Prep Date:**	03/09/2021 13:23
Matrix:	Aqueous			**Analyzed:**	03/09/2021 21:21
Batch / Sequence:	B1C0516 / S1C0184	**Analytical Method:**	EPA 8330B	**Calibration:**	21B0020
Instrument:	HPLC5	**Units:**	ug/L	**File ID:**	5L027801.D
Analyst:	JWR	**Dilution:**	1		

Analyte	CAS Number	Result	DL	LOD	LOQ	Flag	Qual
1,3-Dinitrobenzene	99-65-0	0.500	0.250	0.500	1.00	U	
2,4,6-Trinitrotoluene	118-96-7	0.500	0.250	0.500	1.00	U	
2,4-Dinitrotoluene	121-14-2	0.500	0.250	0.500	1.00	U	
2,6-Dinitrotoluene	606-20-2	0.500	0.250	0.500	1.00	U	
2-Amino-4,6-dinitrotoluene (2-am-dnt)	35572-78-2	0.500	0.250	0.500	1.00	U	
2-Nitrotoluene	88-72-2	0.500	0.250	0.500	1.00	U	
3-Nitrotoluene	99-08-1	0.500	0.250	0.500	1.00	U	
4-Amino-2,6-dinitrotoluene	19406-51-0	0.500	0.250	0.500	1.00	U	
4-Nitrotoluene	99-99-0	0.500	0.250	0.500	1.00	U	

Surrogate	Recovery	Limits	Units	Q	Qualifier	
1,2-Dinitrobenzene	113	83-119	% Rec			

Notes and Definitions

DL: Detection Limit
LOD: Limit of Detection
LOQ: Limit of Quantitation
U: The analyte was analyzed for but was not detected above the reported quantitation limit. The quantitation limit has been adjusted for any dilution or concentration of the sample.
ug/L: Micrograms per Liter

MICROBAC

Laboratory Report Number: M1C0730

Client Project ID: Longhorn

Microbac Laboratories Inc., - Marietta, OH

Explosives by HPLC

CERTIFICATE OF ANALYSIS
FORM I

Client ID:	EB05			**Collection Date:**	03/04/2021 17:00
Laboratory ID:	M1C0730-49			**Prep Date:**	03/09/2021 13:23
Matrix:	Aqueous			**Analyzed:**	03/09/2021 21:59
Batch / Sequence:	B1C0516 / S1C0184	**Analytical Method:**	EPA 8330B	**Calibration:**	21B0020
Instrument:	HPLC5	**Units:**	ug/L	**File ID:**	5L027802.D
Analyst:	JWR	**Dilution:**	1		

Analyte	CAS Number	Result	DL	LOD	LOQ	Flag	Qual
1,3-Dinitrobenzene	99-65-0	0.510	0.255	0.510	1.02	U	
2,4,6-Trinitrotoluene	118-96-7	0.510	0.255	0.510	1.02	U	
2,4-Dinitrotoluene	121-14-2	0.510	0.255	0.510	1.02	U	
2,6-Dinitrotoluene	606-20-2	0.510	0.255	0.510	1.02	U	
2-Amino-4,6-dinitrotoluene (2-am-dnt)	35572-78-2	0.510	0.255	0.510	1.02	U	
2-Nitrotoluene	88-72-2	0.510	0.255	0.510	1.02	U	
3-Nitrotoluene	99-08-1	0.510	0.255	0.510	1.02	U	
4-Amino-2,6-dinitrotoluene	19406-51-0	0.510	0.255	0.510	1.02	U	
4-Nitrotoluene	99-99-0	0.510	0.255	0.510	1.02	U	

Surrogate	Recovery	Limits	Units	Q	Qualifier	
1,2-Dinitrobenzene	90.5	83-119	% Rec			

Notes and Definitions

DL: Detection Limit
LOD: Limit of Detection
LOQ: Limit of Quantitation
U: The analyte was analyzed for but was not detected above the reported quantitation limit. The quantitation limit has been adjusted for any dilution or concentration of the sample.
ug/L: Micrograms per Liter

MICROBAC

Laboratory Report Number: M1C0730

Client Project ID: Longhorn

Microbac Laboratories Inc., - Marietta, OH

Explosives by HPLC

CERTIFICATE OF ANALYSIS
FORM I

Client ID:	29SB149 (3-4)			**Collection Date:**	03/04/2021 16:40
Laboratory ID:	M1C0730-50			**Prep Date:**	03/18/2021 11:45
Matrix:	Solid			**Analyzed:**	04/10/2021 00:46
Batch / Sequence:	B1C1074 / S1D0166	**Analytical Method:**	EPA 8330B	**Calibration:**	21D0006
Instrument:	HPLC5	**Units:**	ug/kg wet	**File ID:**	5L028212.D
Analyst:	ECL	**Dilution:**	1		

Analyte	CAS Number	Result	DL	LOD	LOQ	Flag	Qual
1,3-Dinitrobenzene	99-65-0	208	104	208	415	U	
2,4,6-Trinitrotoluene	118-96-7	208	104	208	415	U	
2,4-Dinitrotoluene	121-14-2	208	104	208	415	U	Q2
2,6-Dinitrotoluene	606-20-2	208	104	208	415	U	
2-Amino-4,6-dinitrotoluene (2-am-dnt)	35572-78-2	208	104	208	415	U	
2-Nitrotoluene	88-72-2	208	104	208	415	U	
3-Nitrotoluene	99-08-1	208	104	208	415	U	
4-Amino-2,6-dinitrotoluene	19406-51-0	208	104	208	415	U	
4-Nitrotoluene	99-99-0	208	104	208	415	U	

Surrogate	Recovery	Limits	Units	Q	Qualifier	
1,2-Dinitrobenzene	88.2	78-119	% Rec			

Notes and Definitions

DL: Detection Limit
LOD: Limit of Detection
LOQ: Limit of Quantitation
Q2: LCS recovery is above acceptance limits. However there is no impact on the reported value.
U: The analyte was analyzed for but was not detected above the reported quantitation limit. The quantitation limit has been adjusted for any dilution or concentration of the sample.

MICROBAC

Laboratory Report Number: M1C0730

Client Project ID: Longhorn

Microbac Laboratories Inc., - Marietta, OH

Explosives by HPLC

CERTIFICATE OF ANALYSIS
FORM I

Client ID:	29SB149 (7-8)			**Collection Date:**	03/04/2021 16:45
Laboratory ID:	M1C0730-51			**Prep Date:**	03/18/2021 11:45
Matrix:	Solid			**Analyzed:**	04/10/2021 01:14
Batch / Sequence:	B1C1074 / S1D0166	**Analytical Method:**	EPA 8330B	**Calibration:**	21D0006
Instrument:	HPLC5	**Units:**	ug/kg wet	**File ID:**	5L028213.D
Analyst:	ECL	**Dilution:**	1		

Analyte	CAS Number	Result	DL	LOD	LOQ	Flag	Qual
1,3-Dinitrobenzene	99-65-0	194	97.1	194	388	U	
2,4,6-Trinitrotoluene	118-96-7	194	97.1	194	388	U	
2,4-Dinitrotoluene	121-14-2	194	97.1	194	388	U	Q2
2,6-Dinitrotoluene	606-20-2	194	97.1	194	388	U	
2-Amino-4,6-dinitrotoluene (2-am-dnt)	35572-78-2	194	97.1	194	388	U	
2-Nitrotoluene	88-72-2	194	97.1	194	388	U	
3-Nitrotoluene	99-08-1	194	97.1	194	388	U	
4-Amino-2,6-dinitrotoluene	19406-51-0	194	97.1	194	388	U	
4-Nitrotoluene	99-99-0	194	97.1	194	388	U	

Surrogate	Recovery	Limits	Units	Q	Qualifier	
1,2-Dinitrobenzene	95.0	78-119	% Rec			

Notes and Definitions

DL: Detection Limit
LOD: Limit of Detection
LOQ: Limit of Quantitation
Q2: LCS recovery is above acceptance limits. However there is no impact on the reported value.
U: The analyte was analyzed for but was not detected above the reported quantitation limit. The quantitation limit has been adjusted for any dilution or concentration of the sample.

MICROBAC

Laboratory Report Number: M1C0730

Client Project ID: Longhorn

Microbac Laboratories Inc., - Marietta, OH

Explosives by HPLC

CERTIFICATE OF ANALYSIS
FORM I

Client ID:	29SB149 (11-12)			**Collection Date:**	03/04/2021 16:50
Laboratory ID:	M1C0730-52			**Prep Date:**	03/18/2021 11:45
Matrix:	Solid			**Analyzed:**	04/10/2021 01:42
Batch / Sequence:	B1C1074 / S1D0166	**Analytical Method:**	EPA 8330B	**Calibration:**	21D0006
Instrument:	HPLC5	**Units:**	ug/kg wet	**File ID:**	5L028214.D
Analyst:	ECL	**Dilution:**	1		

Analyte	CAS Number	Result	DL	LOD	LOQ	Flag	Qual
1,3-Dinitrobenzene	99-65-0	193	96.3	193	385	U	
2,4,6-Trinitrotoluene	118-96-7	193	96.3	193	385	U	
2,4-Dinitrotoluene	121-14-2	193	96.3	193	385	U	Q2
2,6-Dinitrotoluene	606-20-2	193	96.3	193	385	U	
2-Amino-4,6-dinitrotoluene (2-am-dnt)	35572-78-2	193	96.3	193	385	U	
2-Nitrotoluene	88-72-2	193	96.3	193	385	U	
3-Nitrotoluene	99-08-1	193	96.3	193	385	U	
4-Amino-2,6-dinitrotoluene	19406-51-0	193	96.3	193	385	U	
4-Nitrotoluene	99-99-0	193	96.3	193	385	U	

Surrogate	Recovery	Limits	Units	Q	Qualifier	
1,2-Dinitrobenzene	91.3	78-119	% Rec			

Notes and Definitions

DL: Detection Limit
LOD: Limit of Detection
LOQ: Limit of Quantitation
Q2: LCS recovery is above acceptance limits. However there is no impact on the reported value.
U: The analyte was analyzed for but was not detected above the reported quantitation limit. The quantitation limit has been adjusted for any dilution or concentration of the sample.

MICROBAC

Laboratory Report Number: M1C0730

Client Project ID: Longhorn

Microbac Laboratories Inc., - Marietta, OH

Explosives by HPLC

CERTIFICATE OF ANALYSIS
FORM I

Client ID:	29SB149 (15-16)			**Collection Date:**	03/04/2021 16:55
Laboratory ID:	M1C0730-53			**Prep Date:**	03/18/2021 11:45
Matrix:	Solid			**Analyzed:**	04/10/2021 02:11
Batch / Sequence:	B1C1074 / S1D0166	**Analytical Method:**	EPA 8330B	**Calibration:**	21D0006
Instrument:	HPLC5	**Units:**	ug/kg wet	**File ID:**	5L028215.D
Analyst:	ECL	**Dilution:**	1		

Analyte	CAS Number	Result	DL	LOD	LOQ	Flag	Qual
1,3-Dinitrobenzene	99-65-0	198	99.0	198	396	U	
2,4,6-Trinitrotoluene	118-96-7	198	99.0	198	396	U	
2,4-Dinitrotoluene	121-14-2	198	99.0	198	396	U	Q2
2,6-Dinitrotoluene	606-20-2	198	99.0	198	396	U	
2-Amino-4,6-dinitrotoluene (2-am-dnt)	35572-78-2	198	99.0	198	396	U	
2-Nitrotoluene	88-72-2	198	99.0	198	396	U	
3-Nitrotoluene	99-08-1	198	99.0	198	396	U	
4-Amino-2,6-dinitrotoluene	19406-51-0	198	99.0	198	396	U	
4-Nitrotoluene	99-99-0	198	99.0	198	396	U	

Surrogate	Recovery	Limits	Units	Q	Qualifier	
1,2-Dinitrobenzene	109	78-119	% Rec			

Notes and Definitions

DL: Detection Limit
LOD: Limit of Detection
LOQ: Limit of Quantitation
Q2: LCS recovery is above acceptance limits. However there is no impact on the reported value.
U: The analyte was analyzed for but was not detected above the reported quantitation limit. The quantitation limit has been adjusted for any dilution or concentration of the sample.

MICROBAC

Laboratory Report Number: M1C0730

Client Project ID: Longhorn

Microbac Laboratories Inc., - Marietta, OH

Explosives by HPLC

CERTIFICATE OF ANALYSIS
FORM I

Client ID:	29SB150 (3-4)			**Collection Date:**	03/04/2021 16:00
Laboratory ID:	M1C0730-54			**Prep Date:**	03/18/2021 11:45
Matrix:	Solid			**Analyzed:**	04/10/2021 02:39
Batch / Sequence:	B1C1074 / S1D0166	**Analytical Method:**	EPA 8330B	**Calibration:**	21D0006
Instrument:	HPLC5	**Units:**	ug/kg wet	**File ID:**	5L028216.D
Analyst:	ECL	**Dilution:**	1		

Analyte	CAS Number	Result	DL	LOD	LOQ	Flag	Qual
1,3-Dinitrobenzene	99-65-0	198	99.1	198	396	U	
2,4,6-Trinitrotoluene	118-96-7	198	99.1	198	396	U	
2,4-Dinitrotoluene	121-14-2	198	99.1	198	396	U	Q2
2,6-Dinitrotoluene	606-20-2	198	99.1	198	396	U	
2-Amino-4,6-dinitrotoluene (2-am-dnt)	35572-78-2	198	99.1	198	396	U	
2-Nitrotoluene	88-72-2	198	99.1	198	396	U	
3-Nitrotoluene	99-08-1	198	99.1	198	396	U	
4-Amino-2,6-dinitrotoluene	19406-51-0	198	99.1	198	396	U	
4-Nitrotoluene	99-99-0	198	99.1	198	396	U	

Surrogate	Recovery	Limits	Units	Q	Qualifier	
1,2-Dinitrobenzene	90.7	78-119	% Rec			

Notes and Definitions

DL: Detection Limit
LOD: Limit of Detection
LOQ: Limit of Quantitation
Q2: LCS recovery is above acceptance limits. However there is no impact on the reported value.
U: The analyte was analyzed for but was not detected above the reported quantitation limit. The quantitation limit has been adjusted for any dilution or concentration of the sample.

MICROBAC

Laboratory Report Number: M1C0730

Client Project ID: Longhorn

Microbac Laboratories Inc., - Marietta, OH

Explosives by HPLC

CERTIFICATE OF ANALYSIS
FORM I

Client ID:	29SB150 (7-8)			**Collection Date:**	03/04/2021 16:05
Laboratory ID:	M1C0730-55			**Prep Date:**	03/18/2021 11:45
Matrix:	Solid			**Analyzed:**	04/10/2021 03:35
Batch / Sequence:	B1C1074 / S1D0166	**Analytical Method:**	EPA 8330B	**Calibration:**	21D0006
Instrument:	HPLC5	**Units:**	ug/kg wet	**File ID:**	5L028218.D
Analyst:	ECL	**Dilution:**	1		

Analyte	CAS Number	Result	DL	LOD	LOQ	Flag	Qual
1,3-Dinitrobenzene	99-65-0	204	102	204	408	U	
2,4,6-Trinitrotoluene	118-96-7	204	102	204	408	U	
2,4-Dinitrotoluene	121-14-2	204	102	204	408	U	Q2
2,6-Dinitrotoluene	606-20-2	204	102	204	408	U	
2-Amino-4,6-dinitrotoluene (2-am-dnt)	35572-78-2	204	102	204	408	U	
2-Nitrotoluene	88-72-2	204	102	204	408	U	
3-Nitrotoluene	99-08-1	204	102	204	408	U	
4-Amino-2,6-dinitrotoluene	19406-51-0	204	102	204	408	U	
4-Nitrotoluene	99-99-0	204	102	204	408	U	

Surrogate	Recovery	Limits	Units	Q	Qualifier	
1,2-Dinitrobenzene	95.1	78-119	% Rec			

Notes and Definitions

DL: Detection Limit
LOD: Limit of Detection
LOQ: Limit of Quantitation
Q2: LCS recovery is above acceptance limits. However there is no impact on the reported value.
U: The analyte was analyzed for but was not detected above the reported quantitation limit. The quantitation limit has been adjusted for any dilution or concentration of the sample.

MICROBAC

Laboratory Report Number: M1C0730

Client Project ID: Longhorn

Microbac Laboratories Inc., - Marietta, OH

Explosives by HPLC

CERTIFICATE OF ANALYSIS
FORM I

Client ID:	29SB150 (11-12)			**Collection Date:**	03/04/2021 16:10
Laboratory ID:	M1C0730-56			**Prep Date:**	03/18/2021 11:45
Matrix:	Solid			**Analyzed:**	04/10/2021 04:03
Batch / Sequence:	B1C1074 / S1D0166	**Analytical Method:**	EPA 8330B	**Calibration:**	21D0006
Instrument:	HPLC5	**Units:**	ug/kg wet	**File ID:**	5L028219.D
Analyst:	ECL	**Dilution:**	1		

Analyte	CAS Number	Result	DL	LOD	LOQ	Flag	Qual
1,3-Dinitrobenzene	99-65-0	202	101	202	404	U	
2,4,6-Trinitrotoluene	118-96-7	202	101	202	404	U	
2,4-Dinitrotoluene	121-14-2	202	101	202	404	U	Q2
2,6-Dinitrotoluene	606-20-2	202	101	202	404	U	
2-Amino-4,6-dinitrotoluene (2-am-dnt)	35572-78-2	202	101	202	404	U	
2-Nitrotoluene	88-72-2	202	101	202	404	U	
3-Nitrotoluene	99-08-1	202	101	202	404	U	
4-Amino-2,6-dinitrotoluene	19406-51-0	202	101	202	404	U	
4-Nitrotoluene	99-99-0	202	101	202	404	U	

Surrogate	Recovery	Limits	Units	Q	Qualifier	
1,2-Dinitrobenzene	99.5	78-119	% Rec			

Notes and Definitions

DL: Detection Limit
LOD: Limit of Detection
LOQ: Limit of Quantitation
Q2: LCS recovery is above acceptance limits. However there is no impact on the reported value.
U: The analyte was analyzed for but was not detected above the reported quantitation limit. The quantitation limit has been adjusted for any dilution or concentration of the sample.

MICROBAC

Laboratory Report Number: M1C0730

Client Project ID: Longhorn

Microbac Laboratories Inc., - Marietta, OH

Explosives by HPLC

CERTIFICATE OF ANALYSIS
FORM I

Client ID:	29SB150 (15-16)			**Collection Date:**	03/04/2021 16:15
Laboratory ID:	M1C0730-57			**Prep Date:**	03/18/2021 11:45
Matrix:	Solid			**Analyzed:**	04/10/2021 04:32
Batch / Sequence:	B1C1074 / S1D0166	**Analytical Method:**	EPA 8330B	**Calibration:**	21D0006
Instrument:	HPLC5	**Units:**	ug/kg wet	**File ID:**	5L028220.D
Analyst:	ECL	**Dilution:**	1		

Analyte	CAS Number	Result	DL	LOD	LOQ	Flag	Qual
1,3-Dinitrobenzene	99-65-0	194	96.8	194	387	U	
2,4,6-Trinitrotoluene	118-96-7	194	96.8	194	387	U	
2,4-Dinitrotoluene	121-14-2	194	96.8	194	387	U	Q2
2,6-Dinitrotoluene	606-20-2	194	96.8	194	387	U	
2-Amino-4,6-dinitrotoluene (2-am-dnt)	35572-78-2	194	96.8	194	387	U	
2-Nitrotoluene	88-72-2	194	96.8	194	387	U	
3-Nitrotoluene	99-08-1	194	96.8	194	387	U	
4-Amino-2,6-dinitrotoluene	19406-51-0	194	96.8	194	387	U	
4-Nitrotoluene	99-99-0	194	96.8	194	387	U	

Surrogate	Recovery	Limits	Units	Q	Qualifier	
1,2-Dinitrobenzene	101	78-119	% Rec			

Notes and Definitions

DL: Detection Limit
LOD: Limit of Detection
LOQ: Limit of Quantitation
Q2: LCS recovery is above acceptance limits. However there is no impact on the reported value.
U: The analyte was analyzed for but was not detected above the reported quantitation limit. The quantitation limit has been adjusted for any dilution or concentration of the sample.

MICROBAC

Laboratory Report Number: M1C0730

Client Project ID: Longhorn

Microbac Laboratories Inc., - Marietta, OH

Explosives by HPLC

CERTIFICATE OF ANALYSIS
FORM I

Client ID:	29SB151 (3-4)			**Collection Date:**	03/04/2021 15:20
Laboratory ID:	M1C0730-58			**Prep Date:**	03/18/2021 11:45
Matrix:	Solid			**Analyzed:**	04/10/2021 05:00
Batch / Sequence:	B1C1074 / S1D0166	**Analytical Method:**	EPA 8330B	**Calibration:**	21D0006
Instrument:	HPLC5	**Units:**	ug/kg wet	**File ID:**	5L028221.D
Analyst:	ECL	**Dilution:**	1		

Analyte	CAS Number	Result	DL	LOD	LOQ	Flag	Qual
1,3-Dinitrobenzene	99-65-0	193	96.4	193	386	U	
2,4,6-Trinitrotoluene	118-96-7	193	96.4	193	386	U	
2,4-Dinitrotoluene	121-14-2	193	96.4	193	386	U	Q2
2,6-Dinitrotoluene	606-20-2	193	96.4	193	386	U	
2-Amino-4,6-dinitrotoluene (2-am-dnt)	35572-78-2	193	96.4	193	386	U	
2-Nitrotoluene	88-72-2	193	96.4	193	386	U	
3-Nitrotoluene	99-08-1	193	96.4	193	386	U	
4-Amino-2,6-dinitrotoluene	19406-51-0	193	96.4	193	386	U	
4-Nitrotoluene	99-99-0	193	96.4	193	386	U	

Surrogate	Recovery	Limits	Units	Q	Qualifier	
1,2-Dinitrobenzene	92.3	78-119	% Rec			

Notes and Definitions

DL: Detection Limit
LOD: Limit of Detection
LOQ: Limit of Quantitation
Q2: LCS recovery is above acceptance limits. However there is no impact on the reported value.
U: The analyte was analyzed for but was not detected above the reported quantitation limit. The quantitation limit has been adjusted for any dilution or concentration of the sample.

MICROBAC

Laboratory Report Number: M1C0730

Client Project ID: Longhorn

Microbac Laboratories Inc., - Marietta, OH

Explosives by HPLC

CERTIFICATE OF ANALYSIS
FORM I

Client ID:	29SB151 (7-8)			**Collection Date:**	03/04/2021 15:25
Laboratory ID:	M1C0730-59			**Prep Date:**	03/18/2021 11:45
Matrix:	Solid			**Analyzed:**	04/10/2021 05:28
Batch / Sequence:	B1C1074 / S1D0166	**Analytical Method:**	EPA 8330B	**Calibration:**	21D0006
Instrument:	HPLC5	**Units:**	ug/kg wet	**File ID:**	5L028222.D
Analyst:	ECL	**Dilution:**	1		

Analyte	CAS Number	Result	DL	LOD	LOQ	Flag	Qual
1,3-Dinitrobenzene	99-65-0	196	97.8	196	391	U	
2,4,6-Trinitrotoluene	118-96-7	196	97.8	196	391	U	
2,4-Dinitrotoluene	121-14-2	196	97.8	196	391	U	Q2
2,6-Dinitrotoluene	606-20-2	196	97.8	196	391	U	
2-Amino-4,6-dinitrotoluene (2-am-dnt)	35572-78-2	196	97.8	196	391	U	
2-Nitrotoluene	88-72-2	196	97.8	196	391	U	
3-Nitrotoluene	99-08-1	196	97.8	196	391	U	
4-Amino-2,6-dinitrotoluene	19406-51-0	196	97.8	196	391	U	
4-Nitrotoluene	99-99-0	196	97.8	196	391	U	

Surrogate	Recovery	Limits	Units	Q	Qualifier	
1,2-Dinitrobenzene	90.6	78-119	% Rec			

Notes and Definitions

DL: Detection Limit
LOD: Limit of Detection
LOQ: Limit of Quantitation
Q2: LCS recovery is above acceptance limits. However there is no impact on the reported value.
U: The analyte was analyzed for but was not detected above the reported quantitation limit. The quantitation limit has been adjusted for any dilution or concentration of the sample.

MICROBAC®

FORM II:
HPLC Organics
EPA 8330B
SURROGATE SUMMARY

Microbac Laboratories, Inc.
158 Starlite Drive | Marietta, OH 45750 | 800.373.4071 | www.microbac.com

MICROBAC®

Laboratory Report Number: M1C0730

Client Project ID: Longhorn

SURROGATE STANDARD RECOVERY
FORM IIC

Instrument: HPLC6 **Method:** EPA 8330B

Sequence: S0E0403 **Calibration:** 20E0017

Surrogate Compound	Spike Level ug/L	% Recovery	Recovery Limits	Q
Initial Cal Check (S0E0403-ICV1)	Lab File ID: 6L0007756.D	Analyzed: 05/23/20 23:42		
1,2-Dinitrobenzene	500	100	80 - 120	
Calibration Check (S0E0403-CCV1)	Lab File ID: 6L0007764.D	Analyzed: 05/24/20 06:45		
1,2-Dinitrobenzene	500	96.5	80 - 120	

MICROBAC®

Laboratory Report Number: M1C0730

Client Project ID: Longhorn

SURROGATE STANDARD RECOVERY
FORM IIC

Instrument: HPLC5 **Method:** EPA 8330B

Sequence: S1B0260 **Calibration:** 21B0020

Surrogate Compound	Spike Level ug/L	% Recovery	Recovery Limits	Q
Initial Cal Check (S1B0260-ICV1)	Lab File ID: 5L027721.D	Analyzed: 02/16/21 19:24		
1,2-Dinitrobenzene	500	102	80 - 120	

MICROBAC

Laboratory Report Number: M1C0730
Client Project ID: Longhorn

SURROGATE STANDARD RECOVERY
FORM IIC

Instrument: HPLC5 **Method:** EPA 8330B
Sequence: S1C0184 **Calibration:** 21B0020

Surrogate Compound	Spike Level ug/L	% Recovery	Recovery Limits	Q
Calibration Check (S1C0184-CCV1)	Lab File ID: 5L027793.D	Analyzed: 03/09/21 16:02		
1,2-Dinitrobenzene	500	105	80 - 120	
Blank (B1C0516-BLK1)	Lab File ID: 5L027794.D	Analyzed: 03/09/21 16:53		
1,2-Dinitrobenzene	5.00	88.2	83 - 119	
LCS (B1C0516-BS1)	Lab File ID: 5L027795.D	Analyzed: 03/09/21 17:31		
1,2-Dinitrobenzene	5.00	92.3	83 - 119	
LCS Dup (B1C0516-BSD1)	Lab File ID: 5L027796.D	Analyzed: 03/09/21 18:10		
1,2-Dinitrobenzene	5.00	96.6	83 - 119	
EB03 (M1C0730-47)	Lab File ID: 5L027800.D	Analyzed: 03/09/21 20:42		
1,2-Dinitrobenzene	5.00	109	83 - 119	
EB04 (M1C0730-48)	Lab File ID: 5L027801.D	Analyzed: 03/09/21 21:21		
1,2-Dinitrobenzene	5.00	113	83 - 119	
EB05 (M1C0730-49)	Lab File ID: 5L027802.D	Analyzed: 03/09/21 21:59		
1,2-Dinitrobenzene	5.10	90.5	83 - 119	
Calibration Check (S1C0184-CCV2)	Lab File ID: 5L027803.D	Analyzed: 03/09/21 22:37		
1,2-Dinitrobenzene	500	94.3	80 - 120	

MICROBAC

Laboratory Report Number: M1C0730

Client Project ID: Longhorn

SURROGATE STANDARD RECOVERY
FORM IIC

Instrument: HPLC6 **Method:** EPA 8330B

Sequence: S1C0199 **Calibration:** 20E0017

Surrogate Compound	Spike Level ug/L	% Recovery	Recovery Limits	Q
Calibration Check (S1C0199-CCV1)	Lab File ID: 6L0008437.D	Analyzed: 03/10/21 14:00		
1,2-Dinitrobenzene	500	96.9	80 - 120	
Blank (B1C0516-BLK2)	Lab File ID: 6L0008438.D	Analyzed: 03/10/21 15:44		
1,2-Dinitrobenzene	5.00	85.5	83 - 119	
LCS (B1C0516-BS2)	Lab File ID: 6L0008439.D	Analyzed: 03/10/21 17:17		
1,2-Dinitrobenzene	5.00	86.7	83 - 119	
LCS Dup (B1C0516-BSD2)	Lab File ID: 6L0008440.D	Analyzed: 03/10/21 18:49		
1,2-Dinitrobenzene	5.00	89.6	83 - 119	
Calibration Check (S1C0199-CCV2)	Lab File ID: 6L0008442.D	Analyzed: 03/10/21 21:55		
1,2-Dinitrobenzene	500	89.2	80 - 120	

MICROBAC®

Laboratory Report Number: M1C0730

Client Project ID: Longhorn

SURROGATE STANDARD RECOVERY
FORM IIC

Instrument: HPLC5 **Method:** EPA 8330B

Sequence: S1C0592 **Calibration:** 21D0006

Surrogate Compound	Spike Level ug/L	% Recovery	Recovery Limits	Q
Initial Cal Check (S1C0592-ICV1)	Lab File ID: 5L028024.D		Analyzed: 03/31/21 21:09	
1,2-Dinitrobenzene	500	99.7	80 - 120	
Calibration Check (S1C0592-CCV1)	Lab File ID: 5L028035.D		Analyzed: 04/01/21 04:09	
1,2-Dinitrobenzene	500	95.5	80 - 120	

MICROBAC®

Laboratory Report Number: M1C0730

Client Project ID: Longhorn

SURROGATE STANDARD RECOVERY
FORM IIC

Instrument: HPLC6 **Method:** EPA 8330B

Sequence: S1C0593 **Calibration:** 21D0007

Surrogate Compound	Spike Level ug/L	% Recovery	Recovery Limits	Q
Initial Cal Check (S1C0593-ICV1)	Lab File ID: 6L0008559.D	Analyzed: 03/31/21 23:05		
1,2-Dinitrobenzene	500	96.9	80 - 120	

MICROBAC

Laboratory Report Number: M1C0730
Client Project ID: Longhorn

SURROGATE STANDARD RECOVERY
FORM IIC

Instrument: HPLC5 **Method:** EPA 8330B
Sequence: S1D0115 **Calibration:** 21D0006

Surrogate Compound	Spike Level ug/L	% Recovery	Recovery Limits	Q
Calibration Check (S1D0115-CCV1)	Lab File ID: 5L028096.D	Analyzed: 04/07/21 11:27		
1,2-Dinitrobenzene	500	92.0	80 - 120	
Calibration Check (S1D0115-CCV2)	Lab File ID: 5L028107.D	Analyzed: 04/07/21 16:45		
1,2-Dinitrobenzene	500	94.2	80 - 120	
Calibration Check (S1D0115-CCV3)	Lab File ID: 5L028118.D	Analyzed: 04/07/21 21:55		
1,2-Dinitrobenzene	500	95.7	80 - 120	
Blank (B1C0966-BLK1)	Lab File ID: 5L028119.D	Analyzed: 04/07/21 22:23		
1,2-Dinitrobenzene	1000	86.6	78 - 119	
Blank (B1C0966-BLK2)	Lab File ID: 5L028120.D	Analyzed: 04/07/21 22:51		
1,2-Dinitrobenzene	1000	84.1	78 - 119	
LCS (B1C0966-BS1)	Lab File ID: 5L028121.D	Analyzed: 04/07/21 23:19		
1,2-Dinitrobenzene	1000	95.3	78 - 119	
Reference (B1C0966-SRM1)	Lab File ID: 5L028122.D	Analyzed: 04/07/21 23:47		
1,2-Dinitrobenzene	1010	90.4	78 - 119	
29SB166 (3-4) (M1C0730-01)	Lab File ID: 5L028123.D	Analyzed: 04/08/21 00:16		
1,2-Dinitrobenzene	1030	86.9	78 - 119	
Duplicate (B1C0966-DUP1)	Lab File ID: 5L028124.D	Analyzed: 04/08/21 00:44		
1,2-Dinitrobenzene	993	87.8	78 - 119	
Duplicate (B1C0966-DUP2)	Lab File ID: 5L028125.D	Analyzed: 04/08/21 01:12		
1,2-Dinitrobenzene	991	87.0	78 - 119	
29SB166 (7-8) (M1C0730-02)	Lab File ID: 5L028126.D	Analyzed: 04/08/21 01:40		
1,2-Dinitrobenzene	983	85.9	78 - 119	
29SB166 (11-12) (M1C0730-03)	Lab File ID: 5L028127.D	Analyzed: 04/08/21 02:08		
1,2-Dinitrobenzene	1030	88.2	78 - 119	
29SB166 (15-16) (M1C0730-04)	Lab File ID: 5L028128.D	Analyzed: 04/08/21 02:37		
1,2-Dinitrobenzene	992	84.5	78 - 119	
Calibration Check (S1D0115-CCV4)	Lab File ID: 5L028129.D	Analyzed: 04/08/21 03:05		
1,2-Dinitrobenzene	500	96.0	80 - 120	
29SB160 (3-4) (M1C0730-05)	Lab File ID: 5L028130.D	Analyzed: 04/08/21 03:33		
1,2-Dinitrobenzene	970	84.0	78 - 119	
29SB160 (7-8) (M1C0730-06)	Lab File ID: 5L028131.D	Analyzed: 04/08/21 04:01		
1,2-Dinitrobenzene	1040	88.2	78 - 119	

MICROBAC®

Laboratory Report Number: M1C0730
Client Project ID: Longhorn

SURROGATE STANDARD RECOVERY
FORM IIC

Instrument: HPLC5 **Method:** EPA 8330B
Sequence: S1D0115 **Calibration:** 21D0006

Surrogate Compound	Spike Level ug/kg wet	% Recovery	Recovery Limits	Q
29SB160 (11-12) (M1C0730-07)	Lab File ID: 5L028132.D	Analyzed: 04/08/21 04:29		
1,2-Dinitrobenzene	1030	87.9	78 - 119	
29SB160 (15-16) (M1C0730-08)	Lab File ID: 5L028133.D	Analyzed: 04/08/21 04:58		
1,2-Dinitrobenzene	989	86.8	78 - 119	
29SB161 (3-4) (M1C0730-09)	Lab File ID: 5L028134.D	Analyzed: 04/08/21 05:26		
1,2-Dinitrobenzene	1010	89.0	78 - 119	
29SB161 (7-8) (M1C0730-10)	Lab File ID: 5L028135.D	Analyzed: 04/08/21 05:54		
1,2-Dinitrobenzene	995	89.1	78 - 119	
Matrix Spike (B1C0966-MS1)	Lab File ID: 5L028136.D	Analyzed: 04/08/21 06:22		
1,2-Dinitrobenzene	993	97.0	78 - 119	
Matrix Spike Dup (B1C0966-MSD1)	Lab File ID: 5L028137.D	Analyzed: 04/08/21 06:50		
1,2-Dinitrobenzene	996	95.4	78 - 119	
29SB161 (11-12) (M1C0730-11)	Lab File ID: 5L028138.D	Analyzed: 04/08/21 07:19		
1,2-Dinitrobenzene	1020	86.7	78 - 119	
29SB161 (15-16) (M1C0730-12)	Lab File ID: 5L028139.D	Analyzed: 04/08/21 07:47		
1,2-Dinitrobenzene	1020	76.2	78 - 119	*
Calibration Check (S1D0115-CCV5)	Lab File ID: 5L028140.D	Analyzed: 04/08/21 08:15		
1,2-Dinitrobenzene	500	96.4	80 - 120	

MICROBAC

Laboratory Report Number: M1C0730
Client Project ID: Longhorn

SURROGATE STANDARD RECOVERY
FORM IIC

Instrument: HPLC5 **Method:** EPA 8330B
Sequence: S1D0144 **Calibration:** 21D0006

Surrogate Compound	Spike Level ug/L	% Recovery	Recovery Limits	Q
Calibration Check (S1D0144-CCV1)	Lab File ID: 5L028141.D	Analyzed: 04/08/21 12:15		
1,2-Dinitrobenzene	500	109	80 - 120	
Blank (B1C1016-BLK1)	Lab File ID: 5L028142.D	Analyzed: 04/08/21 12:45		
1,2-Dinitrobenzene	1000	87.3	78 - 119	
Blank (B1C1016-BLK2)	Lab File ID: 5L028143.D	Analyzed: 04/08/21 13:14		
1,2-Dinitrobenzene	1000	89.3	78 - 119	
LCS (B1C1016-BS1)	Lab File ID: 5L028144.D	Analyzed: 04/08/21 13:42		
1,2-Dinitrobenzene	1000	92.8	78 - 119	
Reference (B1C1016-SRM1)	Lab File ID: 5L028145.D	Analyzed: 04/08/21 14:10		
1,2-Dinitrobenzene	990	76.2	78 - 119	*
29SB153 (3-4) (M1C0730-13)	Lab File ID: 5L028146.D	Analyzed: 04/08/21 14:38		
1,2-Dinitrobenzene	995	86.9	78 - 119	
29SB153 (7-8) (M1C0730-14)	Lab File ID: 5L028147.D	Analyzed: 04/08/21 15:06		
1,2-Dinitrobenzene	993	86.6	78 - 119	
29SB153 (11-12) (M1C0730-15)	Lab File ID: 5L028148.D	Analyzed: 04/08/21 15:34		
1,2-Dinitrobenzene	1010	84.5	78 - 119	
29SB153 (15-16) (M1C0730-16)	Lab File ID: 5L028149.D	Analyzed: 04/08/21 16:03		
1,2-Dinitrobenzene	1030	85.3	78 - 119	
29SB140 (3-4) (M1C0730-17)	Lab File ID: 5L028150.D	Analyzed: 04/08/21 16:31		
1,2-Dinitrobenzene	981	84.8	78 - 119	
29SB140 (7-8) (M1C0730-18)	Lab File ID: 5L028151.D	Analyzed: 04/08/21 16:59		
1,2-Dinitrobenzene	994	87.4	78 - 119	
Calibration Check (S1D0144-CCV2)	Lab File ID: 5L028152.D	Analyzed: 04/08/21 17:27		
1,2-Dinitrobenzene	500	107	80 - 120	
29SB140 (11-12) (M1C0730-19)	Lab File ID: 5L028153.D	Analyzed: 04/08/21 17:55		
1,2-Dinitrobenzene	1010	85.4	78 - 119	
29SB140 (15-16) (M1C0730-20)	Lab File ID: 5L028154.D	Analyzed: 04/08/21 18:24		
1,2-Dinitrobenzene	983	89.3	78 - 119	
Duplicate (B1C1016-DUP1)	Lab File ID: 5L028155.D	Analyzed: 04/08/21 18:52		
1,2-Dinitrobenzene	1020	65.5	78 - 119	*
Duplicate (B1C1016-DUP2)	Lab File ID: 5L028156.D	Analyzed: 04/08/21 19:20		
1,2-Dinitrobenzene	953	80.2	78 - 119	

MICROBAC

Laboratory Report Number: M1C0730
Client Project ID: Longhorn

SURROGATE STANDARD RECOVERY
FORM IIC

Instrument: HPLC5 **Method:** EPA 8330B
Sequence: S1D0144 **Calibration:** 21D0006

Surrogate Compound	Spike Level ug/kg wet	% Recovery	Recovery Limits	Q
29SB135 (11-12) (M1C0730-21)	Lab File ID: 5L028157.D	Analyzed: 04/08/21 19:48		
1,2-Dinitrobenzene	973	66.6	78 - 119	*
Matrix Spike (B1C1016-MS1)	Lab File ID: 5L028158.D	Analyzed: 04/08/21 20:16		
1,2-Dinitrobenzene	1040	58.3	78 - 119	*
Matrix Spike Dup (B1C1016-MSD1)	Lab File ID: 5L028159.D	Analyzed: 04/08/21 20:45		
1,2-Dinitrobenzene	1040	60.4	78 - 119	*
29SB135 (15-16) (M1C0730-22)	Lab File ID: 5L028160.D	Analyzed: 04/08/21 21:13		
1,2-Dinitrobenzene	1020	90.2	78 - 119	
29SB136 (3-4) (M1C0730-23)	Lab File ID: 5L028161.D	Analyzed: 04/08/21 21:41		
1,2-Dinitrobenzene	985	90.1	78 - 119	
29SB136 (7-8) (M1C0730-24)	Lab File ID: 5L028162.D	Analyzed: 04/08/21 22:09		
1,2-Dinitrobenzene	1010	91.2	78 - 119	
Calibration Check (S1D0144-CCV3)	Lab File ID: 5L028163.D	Analyzed: 04/08/21 22:37		
1,2-Dinitrobenzene	500	104	80 - 120	
29SB136 (11-12) (M1C0730-25)	Lab File ID: 5L028164.D	Analyzed: 04/08/21 23:05		
1,2-Dinitrobenzene	997	89.8	78 - 119	
29SB136 (15-16) (M1C0730-26)	Lab File ID: 5L028165.D	Analyzed: 04/08/21 23:34		
1,2-Dinitrobenzene	1030	78.2	78 - 119	
29SB162 (3-4) (M1C0730-27)	Lab File ID: 5L028166.D	Analyzed: 04/09/21 00:02		
1,2-Dinitrobenzene	990	68.4	78 - 119	*
29SB162 (7-8) (M1C0730-28)	Lab File ID: 5L028167.D	Analyzed: 04/09/21 00:30		
1,2-Dinitrobenzene	1050	58.2	78 - 119	*
29SB162 (11-12) (M1C0730-29)	Lab File ID: 5L028168.D	Analyzed: 04/09/21 00:58		
1,2-Dinitrobenzene	979	88.4	78 - 119	
29SB162 (15-16) (M1C0730-30)	Lab File ID: 5L028169.D	Analyzed: 04/09/21 01:26		
1,2-Dinitrobenzene	974	54.6	78 - 119	*
29SB164 (3-4) (M1C0730-31)	Lab File ID: 5L028170.D	Analyzed: 04/09/21 01:54		
1,2-Dinitrobenzene	957	52.3	78 - 119	*
29SB164 (7-8) (M1C0730-32)	Lab File ID: 5L028171.D	Analyzed: 04/09/21 02:23		
1,2-Dinitrobenzene	973	88.6	78 - 119	
29SB164 (11-12) (M1C0730-33)	Lab File ID: 5L028172.D	Analyzed: 04/09/21 02:51		
1,2-Dinitrobenzene	970	88.3	78 - 119	

MICROBAC®

Laboratory Report Number: M1C0730

Client Project ID: Longhorn

SURROGATE STANDARD RECOVERY
FORM IIC

Instrument: HPLC5 **Method:** EPA 8330B

Sequence: S1D0144 **Calibration:** 21D0006

Surrogate Compound	Spike Level ug/kg wet	% Recovery	Recovery Limits	Q
29SB164 (15-16) (M1C0730-34)	Lab File ID: 5L028173.D	Analyzed: 04/09/21 03:19		
1,2-Dinitrobenzene	990	89.2	78 - 119	
Calibration Check (S1D0144-CCV4)	Lab File ID: 5L028174.D	Analyzed: 04/09/21 03:47		
1,2-Dinitrobenzene	500	115	80 - 120	

MICROBAC

Laboratory Report Number: M1C0730
Client Project ID: Longhorn

SURROGATE STANDARD RECOVERY
FORM IIC

Instrument: HPLC5 **Method:** EPA 8330B
Sequence: S1D0166 **Calibration:** 21D0006

Surrogate Compound	Spike Level ug/L	% Recovery	Recovery Limits	Q
Calibration Check (S1D0166-CCV1)	Lab File ID: 5L028184.D	Analyzed: 04/09/21 13:46		
1,2-Dinitrobenzene	500	100	80 - 120	
29SB163 (7-8) (M1C0730-36)	Lab File ID: 5L028186.D	Analyzed: 04/09/21 14:16		
1,2-Dinitrobenzene	1020	92.5	78 - 119	
29SB163 (11-12) (M1C0730-37)	Lab File ID: 5L028187.D	Analyzed: 04/09/21 14:44		
1,2-Dinitrobenzene	1030	88.2	78 - 119	
29SB163 (15-16) (M1C0730-38)	Lab File ID: 5L028188.D	Analyzed: 04/09/21 15:12		
1,2-Dinitrobenzene	1000	96.5	78 - 119	
29SB135 (3-4) (M1C0730-39)	Lab File ID: 5L028189.D	Analyzed: 04/09/21 15:40		
1,2-Dinitrobenzene	998	63.9	78 - 119	*
Calibration Check (S1D0166-CCV2)	Lab File ID: 5L028195.D	Analyzed: 04/09/21 16:12		
1,2-Dinitrobenzene	500	100	80 - 120	
Blank (B1C1074-BLK1)	Lab File ID: 5L028196.D	Analyzed: 04/09/21 17:15		
1,2-Dinitrobenzene	1000	85.2	78 - 119	
Blank (B1C1074-BLK2)	Lab File ID: 5L028197.D	Analyzed: 04/09/21 17:43		
1,2-Dinitrobenzene	1000	87.8	78 - 119	
LCS (B1C1074-BS1)	Lab File ID: 5L028198.D	Analyzed: 04/09/21 18:11		
1,2-Dinitrobenzene	1000	112	78 - 119	
Reference (B1C1074-SRM1)	Lab File ID: 5L028199.D	Analyzed: 04/09/21 18:40		
1,2-Dinitrobenzene	991	108	78 - 119	
29SB135 (7-8) (M1C0730-40)	Lab File ID: 5L028200.D	Analyzed: 04/09/21 19:08		
1,2-Dinitrobenzene	990	88.2	78 - 119	
Matrix Spike (B1C1074-MS1)	Lab File ID: 5L028201.D	Analyzed: 04/09/21 19:36		
1,2-Dinitrobenzene	987	104	78 - 119	
Matrix Spike Dup (B1C1074-MSD1)	Lab File ID: 5L028202.D	Analyzed: 04/09/21 20:04		
1,2-Dinitrobenzene	991	115	78 - 119	
29SB151 (11-12) (M1C0730-41)	Lab File ID: 5L028203.D	Analyzed: 04/09/21 20:32		
1,2-Dinitrobenzene	989	89.1	78 - 119	
Duplicate (B1C1074-DUP1)	Lab File ID: 5L028204.D	Analyzed: 04/09/21 21:01		
1,2-Dinitrobenzene	1020	93.7	78 - 119	
Duplicate (B1C1074-DUP2)	Lab File ID: 5L028205.D	Analyzed: 04/09/21 21:29		
1,2-Dinitrobenzene	1020	92.1	78 - 119	

MICROBAC

Laboratory Report Number: M1C0730
Client Project ID: Longhorn

SURROGATE STANDARD RECOVERY
FORM IIC

Instrument: HPLC5 **Method:** EPA 8330B
Sequence: S1D0166 **Calibration:** 21D0006

Surrogate Compound	Spike Level ug/L	% Recovery	Recovery Limits	Q
Calibration Check (S1D0166-CCV3)	Lab File ID: 5L028206.D	Analyzed: 04/09/21 21:57		
1,2-Dinitrobenzene	500	102	80 - 120	
29SB151 (15-16) (M1C0730-42)	Lab File ID: 5L028207.D	Analyzed: 04/09/21 22:25		
1,2-Dinitrobenzene	992	105	78 - 119	
29SB152 (3-4) (M1C0730-43)	Lab File ID: 5L028208.D	Analyzed: 04/09/21 22:53		
1,2-Dinitrobenzene	978	102	78 - 119	
29SB152 (7-8) (M1C0730-44)	Lab File ID: 5L028209.D	Analyzed: 04/09/21 23:22		
1,2-Dinitrobenzene	1010	88.7	78 - 119	
29SB152 (11-12) (M1C0730-45)	Lab File ID: 5L028210.D	Analyzed: 04/09/21 23:50		
1,2-Dinitrobenzene	988	98.6	78 - 119	
29SB152 (15-16) (M1C0730-46)	Lab File ID: 5L028211.D	Analyzed: 04/10/21 00:18		
1,2-Dinitrobenzene	965	88.6	78 - 119	
29SB149 (3-4) (M1C0730-50)	Lab File ID: 5L028212.D	Analyzed: 04/10/21 00:46		
1,2-Dinitrobenzene	1040	88.2	78 - 119	
29SB149 (7-8) (M1C0730-51)	Lab File ID: 5L028213.D	Analyzed: 04/10/21 01:14		
1,2-Dinitrobenzene	971	95.0	78 - 119	
29SB149 (11-12) (M1C0730-52)	Lab File ID: 5L028214.D	Analyzed: 04/10/21 01:42		
1,2-Dinitrobenzene	963	91.3	78 - 119	
29SB149 (15-16) (M1C0730-53)	Lab File ID: 5L028215.D	Analyzed: 04/10/21 02:11		
1,2-Dinitrobenzene	990	109	78 - 119	
29SB150 (3-4) (M1C0730-54)	Lab File ID: 5L028216.D	Analyzed: 04/10/21 02:39		
1,2-Dinitrobenzene	991	90.7	78 - 119	
Calibration Check (S1D0166-CCV4)	Lab File ID: 5L028217.D	Analyzed: 04/10/21 03:07		
1,2-Dinitrobenzene	500	97.8	80 - 120	
29SB150 (7-8) (M1C0730-55)	Lab File ID: 5L028218.D	Analyzed: 04/10/21 03:35		
1,2-Dinitrobenzene	1020	95.1	78 - 119	
29SB150 (11-12) (M1C0730-56)	Lab File ID: 5L028219.D	Analyzed: 04/10/21 04:03		
1,2-Dinitrobenzene	1010	99.5	78 - 119	
29SB150 (15-16) (M1C0730-57)	Lab File ID: 5L028220.D	Analyzed: 04/10/21 04:32		
1,2-Dinitrobenzene	968	101	78 - 119	
29SB151 (3-4) (M1C0730-58)	Lab File ID: 5L028221.D	Analyzed: 04/10/21 05:00		
1,2-Dinitrobenzene	964	92.3	78 - 119	

MICROBAC®

Laboratory Report Number: M1C0730

Client Project ID: Longhorn

SURROGATE STANDARD RECOVERY
FORM IIC

Instrument: HPLC5 **Method:** EPA 8330B

Sequence: S1D0166 **Calibration:** 21D0006

Surrogate Compound	Spike Level ug/kg wet	% Recovery	Recovery Limits	Q
29SB151 (7-8) (M1C0730-59)	Lab File ID: 5L028222.D	Analyzed: 04/10/21 05:28		
1,2-Dinitrobenzene	978	90.6	78 - 119	
Calibration Check (S1D0166-CCV5)	Lab File ID: 5L028227.D	Analyzed: 04/10/21 07:49		
1,2-Dinitrobenzene	500	96.7	80 - 120	

MICROBAC®

Laboratory Report Number: M1C0730

Client Project ID: Longhorn

SURROGATE STANDARD RECOVERY
FORM IIC

Instrument: HPLC5 **Method:** EPA 8330B

Sequence: S1D0185 **Calibration:** 21D0006

Surrogate Compound	Spike Level ug/L	% Recovery	Recovery Limits	Q
Calibration Check (S1D0185-CCV1)	Lab File ID: 5L028276.D	Analyzed: 04/11/21 10:59		
1,2-Dinitrobenzene	500	99.0	80 - 120	
Calibration Check (S1D0185-CCV2)	Lab File ID: 5L028287.D	Analyzed: 04/11/21 16:21		
1,2-Dinitrobenzene	500	107	80 - 120	
Calibration Check (S1D0185-CCV3)	Lab File ID: 5L028298.D	Analyzed: 04/11/21 21:31		
1,2-Dinitrobenzene	500	101	80 - 120	
Calibration Check (S1D0185-CCV4)	Lab File ID: 5L028309.D	Analyzed: 04/12/21 02:41		
1,2-Dinitrobenzene	500	101	80 - 120	
Calibration Check (S1D0185-CCV5)	Lab File ID: 5L028319.D	Analyzed: 04/12/21 07:23		
1,2-Dinitrobenzene	500	99.5	80 - 120	
29SB163 (3-4) (M1C0730-35)	Lab File ID: 5L028325.D	Analyzed: 04/12/21 11:31		
1,2-Dinitrobenzene	987	89.7	78 - 119	
Calibration Check (S1D0185-CCV6)	Lab File ID: 5L028327.D	Analyzed: 04/12/21 12:27		
1,2-Dinitrobenzene	500	116	80 - 120	

MICROBAC®

Laboratory Report Number: M1C0730

Client Project ID: Longhorn

SURROGATE STANDARD RECOVERY
FORM IIC

Instrument: HPLC6 **Method:** EPA 8330B

Sequence: S1D0205 **Calibration:** 21D0007

Surrogate Compound	Spike Level ug/L	% Recovery	Recovery Limits	Q
Calibration Check (S1D0205-CCV1)	Lab File ID: 6L0008581.D	Analyzed: 04/12/21 16:20		
1,2-Dinitrobenzene	500	101	80 - 120	
Blank (B1C1074-BLK3)	Lab File ID: 6L0008582.D	Analyzed: 04/12/21 17:23		
1,2-Dinitrobenzene	1000	93.5	78 - 119	
Blank (B1C1074-BLK4)	Lab File ID: 6L0008583.D	Analyzed: 04/12/21 18:26		
1,2-Dinitrobenzene	1000	98.2	78 - 119	
LCS (B1C1074-BS2)	Lab File ID: 6L0008584.D	Analyzed: 04/12/21 19:29		
1,2-Dinitrobenzene	1000	99.3	78 - 119	
Reference (B1C1074-SRM2)	Lab File ID: 6L0008585.D	Analyzed: 04/12/21 20:32		
1,2-Dinitrobenzene	991	101	78 - 119	
29SB135 (7-8) (M1C0730-40RE1)	Lab File ID: 6L0008586.D	Analyzed: 04/12/21 21:35		
1,2-Dinitrobenzene	990	103	78 - 119	
29SB152 (3-4) (M1C0730-43RE1)	Lab File ID: 6L0008587.D	Analyzed: 04/12/21 22:37		
1,2-Dinitrobenzene	978	112	78 - 119	
Calibration Check (S1D0205-CCV2)	Lab File ID: 6L0008590.D	Analyzed: 04/13/21 01:46		
1,2-Dinitrobenzene	500	95.3	80 - 120	
Calibration Check (S1D0205-CCV3)	Lab File ID: 6L0008599.D	Analyzed: 04/13/21 11:12		
1,2-Dinitrobenzene	500	174	80 - 120	*
Calibration Check (S1D0205-CCV4)	Lab File ID: 6L0008608.D	Analyzed: 04/13/21 20:37		
1,2-Dinitrobenzene	500	99.5	80 - 120	

MICROBAC

Laboratory Report Number: M1C0730

Client Project ID: Longhorn

SURROGATE STANDARD RECOVERY
FORM IIC

Instrument: HPLC5 **Method:** EPA 8330B

Sequence: S1D0218 **Calibration:** 21D0006

Surrogate Compound	Spike Level ug/L	% Recovery	Recovery Limits	Q
Calibration Check (S1D0218-CCV1)	Lab File ID: 5L028331.D	Analyzed: 04/12/21 19:15		
1,2-Dinitrobenzene	500	111	80 - 120	
Blank (B1D0537-BLK1)	Lab File ID: 5L028332.D	Analyzed: 04/12/21 19:43		
1,2-Dinitrobenzene	1000	85.2	78 - 119	
Blank (B1D0537-BLK2)	Lab File ID: 5L028333.D	Analyzed: 04/12/21 20:11		
1,2-Dinitrobenzene	1000	86.5	78 - 119	
LCS (B1D0537-BS1)	Lab File ID: 5L028334.D	Analyzed: 04/12/21 20:39		
1,2-Dinitrobenzene	1000	98.1	78 - 119	
LCS Dup (B1D0537-BSD1)	Lab File ID: 5L028335.D	Analyzed: 04/12/21 21:07		
1,2-Dinitrobenzene	1000	105	78 - 119	
Reference (B1D0537-SRM1)	Lab File ID: 5L028336.D	Analyzed: 04/12/21 21:35		
1,2-Dinitrobenzene	1010	94.8	78 - 119	
Calibration Check (S1D0218-CCV2)	Lab File ID: 5L028342.D	Analyzed: 04/13/21 00:24		
1,2-Dinitrobenzene	500	104	80 - 120	
29SB164 (3-4) (M1C0730-31RE1)	Lab File ID: 5L028350.D	Analyzed: 04/13/21 04:10		
1,2-Dinitrobenzene	1020	86.2	78 - 119	
Duplicate (B1D0537-DUP1)	Lab File ID: 5L028351.D	Analyzed: 04/13/21 04:38		
1,2-Dinitrobenzene	1040	83.9	78 - 119	
Duplicate (B1D0537-DUP2)	Lab File ID: 5L028352.D	Analyzed: 04/13/21 05:06		
1,2-Dinitrobenzene	1010	87.6	78 - 119	
Calibration Check (S1D0218-CCV3)	Lab File ID: 5L028353.D	Analyzed: 04/13/21 05:35		
1,2-Dinitrobenzene	500	103	80 - 120	

* - Does not meet acceptance criteria.

MICROBAC®

FORM III:
HPLC Organics
EPA 8330B
BS/BSD, MS/MSD, DUP

Microbac Laboratories, Inc.
158 Starlite Drive | Marietta, OH 45750 | 800.373.4071 | www.microbac.com

MICROBAC®

Laboratory Report Number: M1C0730

Client Project ID: Longhorn

Matrix Spike/Duplicate (MS/MSD)

FORM IIIA

Method:	EPA 8330B	**Parent**	**Spike**	**Duplicate**
Batch:	B1C0966	**Sample ID:** M1C0730-10	B1C0966-MS1	B1C0966-MSD1
Matrix:	Solid	**Prepared:** 03/16/2021 18:30	03/16/21 18:30	03/16/21 18:30
Units:	ug/kg wet	**Analyzed:** 04/08/2021 05:54	04/08/21 06:22	04/08/21 06:50
Instrument:	HPLC5	**File ID:** 5L028135.D	5L028136.D	5L028137.D
Calibration:	21D0006	**Dilution:** 1	1	1
Analyst:	ECL			

Analyte	Parent	MS Spiked	MS Found	MS %Rec	MSD Spiked	MSD Found	MSD %Rec	%RPD	%Rec Limts	RPD Limit	Q
1,3-Dinitrobenzene	ND	993	954	96.1	996	950	95.4	0.420	73 - 119	20	
2,4,6-Trinitrotoluene	ND	993	953	96.0	996	945	94.8	0.933	71 - 120	20	
2,4-Dinitrotoluene	ND	993	1110	112	996	1100	110	1.48	75 - 121	20	
2,6-Dinitrotoluene	ND	993	985	99.2	996	977	98.0	0.839	79 - 117	20	
2-Amino-4,6-dinitrotoluene (2-ar	ND	993	955	96.1	996	944	94.8	1.13	71 - 123	20	
2-Nitrotoluene	ND	993	994	100	996	980	98.4	1.46	70 - 124	20	
3-Nitrotoluene	ND	993	1010	101	996	988	99.2	1.77	67 - 129	20	
4-Amino-2,6-dinitrotoluene	ND	993	1060	107	996	1050	106	0.695	64 - 127	20	
4-Nitrotoluene	ND	993	1010	102	996	998	100	1.14	71 - 124	20	

Surrogate	Parent	MS Spiked	MS Found	MS %Rec	MSD Spiked	MSD Found	MSD %Rec	%RPD	%Rec Limts	RPD Limit	Q
1,2-Dinitrobenzene		993	963	97.0	996	950	95.4		78 - 119		

* - Exceeds %Rec Limit
\# - Exceeds RPD Limit

MICROBAC®

Laboratory Report Number: M1C0730
Client Project ID: Longhorn

Matrix Spike/Duplicate (MS/MSD)
FORM IIIA

Method:	EPA 8330B	**Parent**	**Spike**	**Duplicate**
Batch:	B1C1016	**Sample ID:** M1C0730-21	B1C1016-MS1	B1C1016-MSD1
Matrix:	Solid	**Prepared:** 03/17/2021 17:00	03/17/21 17:00	03/17/21 17:00
Units:	ug/kg wet	**Analyzed:** 04/08/2021 19:48	04/08/21 20:16	04/08/21 20:45
Instrument:	HPLC5	**File ID:** 5L028157.D	5L028158.D	5L028159.D
Calibration:	21D0006	**Dilution:** 1	1	1
Analyst:	ECL			

Analyte	Parent	MS Spiked	MS Found	MS %Rec	MSD Spiked	MSD Found	MSD %Rec	%RPD	%Rec Limts	RPD Limit	Q
1,3-Dinitrobenzene	ND	1040	600	57.5	1040	619	59.5	3.07	73 - 119	20	*
2,4,6-Trinitrotoluene	ND	1040	433	41.5	1040	458	44.0	5.62	71 - 120	20	*
2,4-Dinitrotoluene	ND	1040	650	62.2	1040	681	65.5	4.69	75 - 121	20	*
2,6-Dinitrotoluene	ND	1040	558	53.4	1040	579	55.6	3.69	79 - 117	20	*
2-Amino-4,6-dinitrotoluene (2-ar	ND	1040	507	48.5	1040	545	52.4	7.17	71 - 123	20	*
2-Nitrotoluene	ND	1040	613	58.7	1040	642	61.7	4.51	70 - 124	20	*
3-Nitrotoluene	ND	1040	609	58.3	1040	642	61.7	5.23	67 - 129	20	*
4-Amino-2,6-dinitrotoluene	ND	1040	580	55.5	1040	610	58.6	5.03	64 - 127	20	*
4-Nitrotoluene	ND	1040	619	59.3	1040	661	63.5	6.46	71 - 124	20	*

Surrogate	Parent	MS Spiked	MS Found	MS %Rec	MSD Spiked	MSD Found	MSD %Rec	%RPD	%Rec Limts	RPD Limit	Q
1,2-Dinitrobenzene		1040	609	58.3	1040	628	60.4		78 - 119		*

* - Exceeds %Rec Limit
\# - Exceeds RPD Limit

MICROBAC®

Laboratory Report Number: M1C0730

Client Project ID: Longhorn

Matrix Spike/Duplicate (MS/MSD)

FORM IIIA

Method:	EPA 8330B	**Parent**	**Spike**	**Duplicate**
Batch:	B1C1074	**Sample ID:** M1C0730-40	B1C1074-MS1	B1C1074-MSD1
Matrix:	Solid	**Prepared:** 03/18/2021 11:45	03/18/21 11:45	03/18/21 11:45
Units:	ug/kg wet	**Analyzed:** 04/09/2021 19:08	04/09/21 19:36	04/09/21 20:04
Instrument:	HPLC5	**File ID:** 5L028200.D	5L028201.D	5L028202.D
Calibration:	21D0006	**Dilution:** 1	1	1
Analyst:	ECL			

Analyte	Parent	MS Spiked	MS Found	MS %Rec	MSD Spiked	MSD Found	MSD %Rec	%RPD	%Rec Limts	RPD Limit	Q
1,3-Dinitrobenzene	ND	987	1050	106	991	1160	117	9.55	73 - 119	20	
2,4,6-Trinitrotoluene	ND	987	941	95.3	991	1070	108	12.9	71 - 120	20	
2,4-Dinitrotoluene	ND	987	1200	122	991	1350	136	11.3	75 - 121	20	*
2,6-Dinitrotoluene	ND	987	933	94.5	991	1040	105	10.7	79 - 117	20	
2-Amino-4,6-dinitrotoluene (2-ar	ND	987	941	95.3	991	1060	106	11.4	71 - 123	20	
2-Nitrotoluene	ND	987	994	101	991	1090	110	9.49	70 - 124	20	
3-Nitrotoluene	ND	987	1010	102	991	1110	112	10.2	67 - 129	20	
4-Amino-2,6-dinitrotoluene	ND	987	1030	105	991	1150	116	10.9	64 - 127	20	
4-Nitrotoluene	ND	987	1050	107	991	1150	116	9.06	71 - 124	20	

Surrogate	Parent	MS Spiked	MS Found	MS %Rec	MSD Spiked	MSD Found	MSD %Rec	%RPD	%Rec Limts	RPD Limit	Q
1,2-Dinitrobenzene		987	1020	104	991	1140	115		78 - 119		

* - Exceeds %Rec Limit
\# - Exceeds RPD Limit

MICROBAC

Laboratory Report Number: M1C0730

Client Project ID: Longhorn

BLANK SPIKE / DUPLICATE (BS/BSD)

FORM IIIB

Method:	EPA 8330B		**Blank Spike**	**Duplicate**
Batch:	B1C0516	**Spike ID:**	B1C0516-BS1	B1C0516-BSD1
Analyst:	JWR	**Prepared:**	03/09/21 13:23	03/09/21 13:23
Matrix:	Aqueous	**Analyzed:**	03/09/21 17:31	03/09/21 18:10
Units:	ug/L	**File ID:**	5L027795.D	5L027796.D
Instrument:	HPLC5	**Initial/Final:**	1000mL/10mL	1000mL/10mL
Calibration:	21B0020			

Analyte	BS Spiked	BS Found	BS %Rec	BSD Spiked	BSD Found	BSD %Rec	%RPD	%Rec Limts	RPD Limit	Q
1,3-Dinitrobenzene	5.00	4.83	96.5	5.00	5.16	103	6.75	78 - 120	20	
2,4,6-Trinitrotoluene	5.00	4.36	87.1	5.00	4.66	93.2	6.73	71 - 123	20	
2,4-Dinitrotoluene	5.00	4.82	96.4	5.00	5.17	103	7.05	78 - 120	20	
2,6-Dinitrotoluene	5.00	4.87	97.5	5.00	5.20	104	6.49	77 - 127	20	
2-Amino-4,6-dinitrotoluene (2-am-dnt)	5.00	5.11	102	5.00	5.41	108	5.80	79 - 120	20	
2-Nitrotoluene	5.00	4.75	95.0	5.00	5.05	101	6.09	70 - 127	20	
3-Nitrotoluene	5.00	4.86	97.2	5.00	5.16	103	5.96	73 - 125	20	
4-Amino-2,6-dinitrotoluene	5.00	5.31	106	5.00	5.64	113	5.89	76 - 125	20	
4-Nitrotoluene	5.00	4.77	95.4	5.00	5.10	102	6.73	71 - 127	20	

Surrogate	BS Spiked	BS Found	BS %Rec	BSD Spiked	BSD Found	BSD %Rec	%RPD	%Rec Limts	RPD Limit	Q
1,2-Dinitrobenzene	5.00	4.62	92.3	5.00	4.83	96.6		83 - 119		

* - Does not meet %Rec acceptance criteria.
\# - Does not meet RPD acceptance criteria.
NS - Analyte Not Spiked

MICROBAC

Laboratory Report Number: M1C0730

Client Project ID: Longhorn

BLANK SPIKE / DUPLICATE (BS/BSD)

FORM IIIB

			Blank Spike	Duplicate
Method:	EPA 8330B			
Batch:	B1C0516	**Spike ID:**	B1C0516-BS2	B1C0516-BSD2
Analyst:	JWR	**Prepared:**	03/09/21 13:23	03/09/21 13:23
Matrix:	Aqueous	**Analyzed:**	03/10/21 17:17	03/10/21 18:49
Units:	ug/L	**File ID:**	6L0008439.D	6L0008440.D
Instrument:	HPLC6	**Initial/Final:**	1000mL/10mL	1000mL/10mL
Calibration:	20E0017			

Analyte	BS Spiked	BS Found	BS %Rec	BSD Spiked	BSD Found	BSD %Rec	%RPD	%Rec Limts	RPD Limit	Q
1,3-Dinitrobenzene	5.00	4.62	92.4	5.00	4.93	98.7	6.52	78 - 120	20	
2,4,6-Trinitrotoluene	5.00	4.22	84.4	5.00	4.52	90.4	6.81	71 - 123	20	
2,4-Dinitrotoluene	5.00	4.83	96.6	5.00	5.16	103	6.50	78 - 120	20	
2,6-Dinitrotoluene	5.00	4.87	97.3	5.00	5.18	104	6.22	77 - 127	20	
2-Amino-4,6-dinitrotoluene (2-am-dnt)	5.00	4.73	94.6	5.00	5.02	100	6.04	79 - 120	20	
2-Nitrotoluene	5.00	4.70	94.0	5.00	5.00	100	6.28	70 - 127	20	
3-Nitrotoluene	5.00	4.94	98.8	5.00	5.29	106	6.76	73 - 125	20	
4-Amino-2,6-dinitrotoluene	5.00	4.72	94.4	5.00	4.99	99.8	5.53	76 - 125	20	
4-Nitrotoluene	5.00	4.63	92.5	5.00	4.90	98.1	5.86	71 - 127	20	

Surrogate	BS Spiked	BS Found	BS %Rec	BSD Spiked	BSD Found	BSD %Rec	%RPD	%Rec Limts	RPD Limit	Q
1,2-Dinitrobenzene	5.00	4.33	86.7	5.00	4.48	89.6		83 - 119		

* - Does not meet %Rec acceptance criteria.
\# - Does not meet RPD acceptance criteria.
NS - Analyte Not Spiked

MICROBAC

Laboratory Report Number: M1C0730

Client Project ID: Longhorn

BLANK SPIKE (BS)

FORM IIIB

Method:	EPA 8330B		**Blank Spike**
Batch:	B1C0966	**Spike ID:**	B1C0966-BS1
Analyst:	ECL	**Prepared:**	03/16/21 18:30
Matrix:	Solid	**Analyzed:**	04/07/21 23:19
Units:	ug/kg wet	**File ID:**	5L028121.D
Instrument:	HPLC5	**Initial/Final:**	10g/40mL
Calibration:	21D0006		

Analyte	BS Spiked	BS Found	BS %Rec	%Rec Limts	Q
1,3-Dinitrobenzene	1000	924	92.4	73 - 119	
2,4,6-Trinitrotoluene	1000	913	91.3	71 - 120	
2,4-Dinitrotoluene	1000	1070	107	75 - 121	
2,6-Dinitrotoluene	1000	931	93.1	79 - 117	
2-Amino-4,6-dinitrotoluene (2-am-dnt)	1000	927	92.7	71 - 123	
2-Nitrotoluene	1000	944	94.4	70 - 124	
3-Nitrotoluene	1000	974	97.4	67 - 129	
4-Amino-2,6-dinitrotoluene	1000	1060	106	64 - 127	
4-Nitrotoluene	1000	969	96.9	71 - 124	

Surrogate	BS Spiked	BS Found	BS %Rec	%Rec Limts	Q
1,2-Dinitrobenzene	1000	953	95.3	78 - 119	

* - Does not meet %Rec acceptance criteria.
\# - Does not meet RPD acceptance criteria.
NS - Analyte Not Spiked

MICROBAC

Laboratory Report Number: M1C0730

Client Project ID: Longhorn

BLANK SPIKE (BS)

FORM IIIB

Method:	EPA 8330B		**Blank Spike**
Batch:	B1C0966	**Spike ID:**	B1C0966-SRM1
Analyst:	ECL	**Prepared:**	03/16/21 18:30
Matrix:	Solid	**Analyzed:**	04/07/21 23:47
Units:	ug/kg wet	**File ID:**	5L028122.D
Instrument:	HPLC5	**Initial/Final:**	9.94g/40mL
Calibration:	21D0006		

Analyte	BS Spiked	BS Found	BS %Rec	%Rec Limts	Q
1,3-Dinitrobenzene	1010	898	88.9	73 - 119	
2,4,6-Trinitrotoluene	808	644	79.8	71 - 120	
2,4-Dinitrotoluene	637	650	102	75 - 121	
2,6-Dinitrotoluene	1320	1150	87.1	79 - 117	
2-Amino-4,6-dinitrotoluene (2-am-dnt)	651	414	63.6	71 - 123	*
2-Nitrotoluene	1460	1230	84.3	70 - 124	
3-Nitrotoluene	1020	851	83.5	67 - 129	
4-Amino-2,6-dinitrotoluene	947	580	61.2	64 - 127	*
4-Nitrotoluene	1830	1540	84.4	71 - 124	

Surrogate	BS Spiked	BS Found	BS %Rec	%Rec Limts	Q
1,2-Dinitrobenzene	1010	909	90.4	78 - 119	

* - Does not meet %Rec acceptance criteria.
\# - Does not meet RPD acceptance criteria.
NS - Analyte Not Spiked

MICROBAC

Laboratory Report Number: M1C0730

Client Project ID: Longhorn

BLANK SPIKE (BS)

FORM IIIB

Method:	EPA 8330B		**Blank Spike**
Batch:	B1C1016	**Spike ID:**	B1C1016-BS1
Analyst:	ECL	**Prepared:**	03/17/21 17:00
Matrix:	Solid	**Analyzed:**	04/08/21 13:42
Units:	ug/kg wet	**File ID:**	5L028144.D
Instrument:	HPLC5	**Initial/Final:**	10g/40mL
Calibration:	21D0006		

Analyte	BS Spiked	BS Found	BS %Rec	%Rec Limts	Q
1,3-Dinitrobenzene	1000	905	90.5	73 - 119	
2,4,6-Trinitrotoluene	1000	872	87.2	71 - 120	
2,4-Dinitrotoluene	1000	1030	103	75 - 121	
2,6-Dinitrotoluene	1000	903	90.3	79 - 117	
2-Amino-4,6-dinitrotoluene (2-am-dnt)	1000	910	91.0	71 - 123	
2-Nitrotoluene	1000	930	93.0	70 - 124	
3-Nitrotoluene	1000	947	94.7	67 - 129	
4-Amino-2,6-dinitrotoluene	1000	1020	102	64 - 127	
4-Nitrotoluene	1000	955	95.5	71 - 124	

Surrogate	BS Spiked	BS Found	BS %Rec	%Rec Limts	Q
1,2-Dinitrobenzene	1000	928	92.8	78 - 119	

* - Does not meet %Rec acceptance criteria.
\# - Does not meet RPD acceptance criteria.
NS - Analyte Not Spiked

MICROBAC

Laboratory Report Number: M1C0730

Client Project ID: Longhorn

BLANK SPIKE (BS)

FORM IIIB

Method:	EPA 8330B		**Blank Spike**
Batch:	B1C1016	**Spike ID:**	B1C1016-SRM1
Analyst:	ECL	**Prepared:**	03/17/21 17:00
Matrix:	Solid	**Analyzed:**	04/08/21 14:10
Units:	ug/kg wet	**File ID:**	5L028145.D
Instrument:	HPLC5	**Initial/Final:**	10.1g/40mL
Calibration:	21D0006		

Analyte	BS Spiked	BS Found	BS %Rec	%Rec Limts	Q
1,3-Dinitrobenzene	1010	752	74.5	73 - 119	
2,4,6-Trinitrotoluene	808	519	64.2	71 - 120	*
2,4-Dinitrotoluene	637	544	85.4	75 - 121	
2,6-Dinitrotoluene	1320	972	73.6	79 - 117	*
2-Amino-4,6-dinitrotoluene (2-am-dnt)	651	358	54.9	71 - 123	*
2-Nitrotoluene	1460	1090	74.7	70 - 124	
3-Nitrotoluene	1020	734	72.0	67 - 129	
4-Amino-2,6-dinitrotoluene	947	518	54.7	64 - 127	*
4-Nitrotoluene	1830	1320	72.0	71 - 124	

Surrogate	BS Spiked	BS Found	BS %Rec	%Rec Limts	Q
1,2-Dinitrobenzene	990	754	76.2	78 - 119	*

* - Does not meet %Rec acceptance criteria.
\# - Does not meet RPD acceptance criteria.
NS - Analyte Not Spiked

MICROBAC®

Laboratory Report Number: M1C0730

Client Project ID: Longhorn

BLANK SPIKE (BS)

FORM IIIB

Method:	EPA 8330B		**Blank Spike**
Batch:	B1C1074	**Spike ID:**	B1C1074-BS1
Analyst:	ECL	**Prepared:**	03/18/21 11:45
Matrix:	Solid	**Analyzed:**	04/09/21 18:11
Units:	ug/kg wet	**File ID:**	5L028198.D
Instrument:	HPLC5	**Initial/Final:**	10g/40mL
Calibration:	21D0006		

Analyte	BS Spiked	BS Found	BS %Rec	%Rec Limts	Q
1,3-Dinitrobenzene	1000	984	98.4	73 - 119	
2,4,6-Trinitrotoluene	1000	1030	103	71 - 120	
2,4-Dinitrotoluene	1000	1280	128	75 - 121	*
2,6-Dinitrotoluene	1000	980	98.0	79 - 117	
2-Amino-4,6-dinitrotoluene (2-am-dnt)	1000	1010	101	71 - 123	
2-Nitrotoluene	1000	1040	104	70 - 124	
3-Nitrotoluene	1000	1060	106	67 - 129	
4-Amino-2,6-dinitrotoluene	1000	1170	117	64 - 127	
4-Nitrotoluene	1000	1100	110	71 - 124	

Surrogate	BS Spiked	BS Found	BS %Rec	%Rec Limts	Q
1,2-Dinitrobenzene	1000	1120	112	78 - 119	

* - Does not meet %Rec acceptance criteria.
\# - Does not meet RPD acceptance criteria.
NS - Analyte Not Spiked

MICROBAC

Laboratory Report Number: M1C0730

Client Project ID: Longhorn

BLANK SPIKE (BS)

FORM IIIB

Method:	EPA 8330B		**Blank Spike**
Batch:	B1C1074	**Spike ID:**	B1C1074-SRM1
Analyst:	ECL	**Prepared:**	03/18/21 11:45
Matrix:	Solid	**Analyzed:**	04/09/21 18:40
Units:	ug/kg wet	**File ID:**	5L028199.D
Instrument:	HPLC5	**Initial/Final:**	10.09g/40mL
Calibration:	21D0006		

Analyte	BS Spiked	BS Found	BS %Rec	%Rec Limts	Q
1,3-Dinitrobenzene	1010	879	87.1	73 - 119	
2,4,6-Trinitrotoluene	808	675	83.5	71 - 120	
2,4-Dinitrotoluene	637	743	117	75 - 121	
2,6-Dinitrotoluene	1320	1120	85.2	79 - 117	
2-Amino-4,6-dinitrotoluene (2-am-dnt)	651	391	60.0	71 - 123	*
2-Nitrotoluene	1460	1270	87.0	70 - 124	
3-Nitrotoluene	1020	856	83.9	67 - 129	
4-Amino-2,6-dinitrotoluene	947	602	63.6	64 - 127	*
4-Nitrotoluene	1830	1580	86.3	71 - 124	

Surrogate	BS Spiked	BS Found	BS %Rec	%Rec Limts	Q
1,2-Dinitrobenzene	991	1070	108	78 - 119	

* - Does not meet %Rec acceptance criteria.
\# - Does not meet RPD acceptance criteria.
NS - Analyte Not Spiked

MICROBAC

Laboratory Report Number: M1C0730

Client Project ID: Longhorn

BLANK SPIKE (BS)

FORM IIIB

Method:	EPA 8330B		**Blank Spike**
Batch:	B1C1074	**Spike ID:**	B1C1074-SRM2
Analyst:	JWR	**Prepared:**	03/18/21 11:45
Matrix:	Solid	**Analyzed:**	04/12/21 20:32
Units:	ug/kg wet	**File ID:**	6L0008585.D
Instrument:	HPLC6	**Initial/Final:**	10.09g/40mL
Calibration:	21D0007		

Analyte	BS Spiked	BS Found	BS %Rec	%Rec Limts	Q
1,3-Dinitrobenzene	1010	860	85.1	73 - 119	
2,4,6-Trinitrotoluene	808	711	88.0	71 - 120	
2,4-Dinitrotoluene	637	624	98.0	75 - 121	
2,6-Dinitrotoluene	1320	1300	98.4	79 - 117	
2-Amino-4,6-dinitrotoluene (2-am-dnt)	651	494	75.9	71 - 123	
2-Nitrotoluene	1460	1360	92.8	70 - 124	
3-Nitrotoluene	1020	908	89.1	67 - 129	
4-Amino-2,6-dinitrotoluene	947	638	67.3	64 - 127	
4-Nitrotoluene	1830	1590	86.9	71 - 124	

Surrogate	BS Spiked	BS Found	BS %Rec	%Rec Limts	Q
1,2-Dinitrobenzene	991	1000	101	78 - 119	

* - Does not meet %Rec acceptance criteria.
\# - Does not meet RPD acceptance criteria.
NS - Analyte Not Spiked

MICROBAC

Laboratory Report Number: M1C0730

Client Project ID: Longhorn

BLANK SPIKE (BS)

FORM IIIB

Method:	EPA 8330B		**Blank Spike**
Batch:	B1C1074	**Spike ID:**	B1C1074-BS2
Analyst:	JWR	**Prepared:**	03/18/21 11:45
Matrix:	Solid	**Analyzed:**	04/12/21 19:29
Units:	ug/kg wet	**File ID:**	6L0008584.D
Instrument:	HPLC6	**Initial/Final:**	10g/40mL
Calibration:	21D0007		

Analyte	BS Spiked	BS Found	BS %Rec	%Rec Limts	Q
1,3-Dinitrobenzene	1000	1070	107	73 - 119	
2,4,6-Trinitrotoluene	1000	1120	112	71 - 120	
2,4-Dinitrotoluene	1000	1140	114	75 - 121	
2,6-Dinitrotoluene	1000	1100	110	79 - 117	
2-Amino-4,6-dinitrotoluene (2-am-dnt)	1000	1100	110	71 - 123	
2-Nitrotoluene	1000	1120	112	70 - 124	
3-Nitrotoluene	1000	1120	112	67 - 129	
4-Amino-2,6-dinitrotoluene	1000	1170	117	64 - 127	
4-Nitrotoluene	1000	1090	109	71 - 124	

Surrogate	BS Spiked	BS Found	BS %Rec	%Rec Limts	Q
1,2-Dinitrobenzene	1000	993	99.3	78 - 119	

* - Does not meet %Rec acceptance criteria.
\# - Does not meet RPD acceptance criteria.
NS - Analyte Not Spiked

MICROBAC

Laboratory Report Number: M1C0730

Client Project ID: Longhorn

BLANK SPIKE / DUPLICATE (BS/BSD)

FORM IIIB

Method:	EPA 8330B		**Blank Spike**	**Duplicate**
Batch:	B1D0537	**Spike ID:**	B1D0537-BS1	B1D0537-BSD1
Analyst:	JWR	**Prepared:**	04/09/21 14:23	04/09/21 14:23
Matrix:	Solid	**Analyzed:**	04/12/21 20:39	04/12/21 21:07
Units:	ug/kg wet	**File ID:**	5L028334.D	5L028335.D
Instrument:	HPLC5	**Initial/Final:**	10g/40mL	10g/40mL
Calibration:	21D0006			

Analyte	BS Spiked	BS Found	BS %Rec	BSD Spiked	BSD Found	BSD %Rec	%RPD	%Rec Limts	RPD Limit	Q
1,3-Dinitrobenzene	1000	803	80.3	1000	887	88.7	10.0	73 - 119	20	
2,4,6-Trinitrotoluene	1000	874	87.4	1000	957	95.7	9.17	71 - 120	20	
2,4-Dinitrotoluene	1000	1310	131	1000	1210	121	8.61	75 - 121	20	*
2,6-Dinitrotoluene	1000	844	84.4	1000	923	92.3	8.98	79 - 117	20	
2-Amino-4,6-dinitrotoluene (2-am-dnt)	1000	818	81.8	1000	897	89.7	9.21	71 - 123	20	
2-Nitrotoluene	1000	887	88.7	1000	953	95.3	7.15	70 - 124	20	
3-Nitrotoluene	1000	916	91.6	1000	991	99.1	7.82	67 - 129	20	
4-Amino-2,6-dinitrotoluene	1000	949	94.9	1000	1060	106	11.0	64 - 127	20	
4-Nitrotoluene	1000	961	96.1	1000	1010	101	4.85	71 - 124	20	

Surrogate	BS Spiked	BS Found	BS %Rec	BSD Spiked	BSD Found	BSD %Rec	%RPD	%Rec Limts	RPD Limit	Q
1,2-Dinitrobenzene	1000	981	98.1	1000	1050	105		78 - 119		

* - Does not meet %Rec acceptance criteria.
\# - Does not meet RPD acceptance criteria.
NS - Analyte Not Spiked

MICROBAC

Laboratory Report Number: M1C0730

Client Project ID: Longhorn

BLANK SPIKE (BS)

FORM IIIB

Method:	EPA 8330B		**Blank Spike**
Batch:	B1D0537	**Spike ID:**	B1D0537-SRM1
Analyst:	JWR	**Prepared:**	04/09/21 14:23
Matrix:	Solid	**Analyzed:**	04/12/21 21:35
Units:	ug/kg wet	**File ID:**	5L028336.D
Instrument:	HPLC5	**Initial/Final:**	9.88g/40mL
Calibration:	21D0006		

Analyte	BS Spiked	BS Found	BS %Rec	%Rec Limts	Q
1,3-Dinitrobenzene	1010	864	85.6	73 - 119	
2,4,6-Trinitrotoluene	808	666	82.5	71 - 120	
2,4-Dinitrotoluene	637	750	118	75 - 121	
2,6-Dinitrotoluene	1320	1050	79.4	79 - 117	
2-Amino-4,6-dinitrotoluene (2-am-dnt)	651	372	57.2	71 - 123	*
2-Nitrotoluene	1460	1220	83.7	70 - 124	
3-Nitrotoluene	1020	842	82.6	67 - 129	
4-Amino-2,6-dinitrotoluene	947	592	62.5	64 - 127	*
4-Nitrotoluene	1830	1570	85.6	71 - 124	

Surrogate	BS Spiked	BS Found	BS %Rec	%Rec Limts	Q
1,2-Dinitrobenzene	1010	960	94.8	78 - 119	

* - Does not meet %Rec acceptance criteria.
\# - Does not meet RPD acceptance criteria.
NS - Analyte Not Spiked

MICROBAC®

Laboratory Report Number: M1C0730
Client Project ID: Longhorn

DUPLICATE
Form IIIC

Parent ID:	M1C0730-01	**Calibration:**	21D0006			**Method:**	EPA 8330B
Instrument:	HPLC5	**File ID:**	5L028124.D	**Dil:**	1	**Matrix:**	Solid
Sample ID:	B1C0966-DUP1	**Batch:**	B1C0966			**Units:**	ug/kg wet

Analyte	Parent	Duplicate	RPD	RPD Limit	Q
1,3-Dinitrobenzene	ND	ND		20	
2,4,6-Trinitrotoluene	ND	ND		20	
2,4-Dinitrotoluene	ND	ND		20	
2,6-Dinitrotoluene	ND	ND		20	
2-Amino-4,6-dinitrotoluene (2-am-dnt)	ND	ND		20	
2-Nitrotoluene	ND	ND		20	
3-Nitrotoluene	ND	ND		20	
4-Amino-2,6-dinitrotoluene	ND	ND		20	
4-Nitrotoluene	ND	ND		20	

* - Exceeds RPD Limit
# - Based on the low concentration of this analyte, Relative Percent Difference is not an appropriate evaluator of precision. The precision of the duplicate analysis is considered acceptable

MICROBAC®

Laboratory Report Number: M1C0730
Client Project ID: Longhorn

DUPLICATE
Form IIIC

Parent ID:	M1C0730-01	**Calibration:**	21D0006			**Method:**	EPA 8330B
Instrument:	HPLC5	**File ID:**	5L028125.D	**Dil:**	1	**Matrix:**	Solid
Sample ID:	B1C0966-DUP2	**Batch:**	B1C0966			**Units:**	ug/kg wet

Analyte	Parent	Duplicate	RPD	RPD Limit	Q
1,3-Dinitrobenzene	ND	ND		20	
2,4,6-Trinitrotoluene	ND	ND		20	
2,4-Dinitrotoluene	ND	ND		20	
2,6-Dinitrotoluene	ND	ND		20	
2-Amino-4,6-dinitrotoluene (2-am-dnt)	ND	ND		20	
2-Nitrotoluene	ND	ND		20	
3-Nitrotoluene	ND	ND		20	
4-Amino-2,6-dinitrotoluene	ND	ND		20	
4-Nitrotoluene	ND	ND		20	

* - Exceeds RPD Limit
\# - Based on the low concentration of this analyte, Relative Percent Difference is not an appropriate evaluator of precision. The precision of the duplicate analysis is considered acceptable

MICROBAC®

Laboratory Report Number: M1C0730
Client Project ID: Longhorn

DUPLICATE
Form IIIC

Parent ID:	M1C0730-20	**Calibration:**	21D0006			**Method:**	EPA 8330B
Instrument:	HPLC5	**File ID:**	5L028155.D	**Dil:**	1	**Matrix:**	Solid
Sample ID:	B1C1016-DUP1	**Batch:**	B1C1016			**Units:**	ug/kg wet

Analyte	Parent	Duplicate	RPD	RPD Limit	Q
1,3-Dinitrobenzene	ND	ND		20	
2,4,6-Trinitrotoluene	ND	ND		20	
2,4-Dinitrotoluene	ND	ND		20	
2,6-Dinitrotoluene	ND	ND		20	
2-Amino-4,6-dinitrotoluene (2-am-dnt)	ND	ND		20	
2-Nitrotoluene	ND	ND		20	
3-Nitrotoluene	ND	ND		20	
4-Amino-2,6-dinitrotoluene	ND	ND		20	
4-Nitrotoluene	ND	ND		20	

* - Exceeds RPD Limit
# - Based on the low concentration of this analyte, Relative Percent Difference is not an appropriate evaluator of precision. The precision of the duplicate analysis is considered acceptable

MICROBAC®

Laboratory Report Number: M1C0730
Client Project ID: Longhorn

DUPLICATE
Form IIIC

Parent ID:	M1C0730-20	**Calibration:**	21D0006			**Method:**	EPA 8330B
Instrument:	HPLC5	**File ID:**	5L028156.D	**Dil:**	1	**Matrix:**	Solid
Sample ID:	B1C1016-DUP2	**Batch:**	B1C1016			**Units:**	ug/kg wet

Analyte	Parent	Duplicate	RPD	RPD Limit	Q
1,3-Dinitrobenzene	ND	ND		20	
2,4,6-Trinitrotoluene	ND	ND		20	
2,4-Dinitrotoluene	ND	ND		20	
2,6-Dinitrotoluene	ND	ND		20	
2-Amino-4,6-dinitrotoluene (2-am-dnt)	ND	ND		20	
2-Nitrotoluene	ND	ND		20	
3-Nitrotoluene	ND	ND		20	
4-Amino-2,6-dinitrotoluene	ND	ND		20	
4-Nitrotoluene	ND	ND		20	

* - Exceeds RPD Limit
# - Based on the low concentration of this analyte, Relative Percent Difference is not an appropriate evaluator of precision. The precision of the duplicate analysis is considered acceptable

MICROBAC®

Laboratory Report Number: M1C0730
Client Project ID: Longhorn

DUPLICATE
Form IIIC

Parent ID:	M1C0730-41	**Calibration:**	21D0006			**Method:**	EPA 8330B
Instrument:	HPLC5	**File ID:**	5L028204.D	**Dil:**	1	**Matrix:**	Solid
Sample ID:	B1C1074-DUP1	**Batch:**	B1C1074			**Units:**	ug/kg wet

Analyte	Parent	Duplicate	RPD	RPD Limit	Q
1,3-Dinitrobenzene	ND	ND		20	
2,4,6-Trinitrotoluene	ND	ND		20	
2,4-Dinitrotoluene	ND	ND		20	
2,6-Dinitrotoluene	ND	ND		20	
2-Amino-4,6-dinitrotoluene (2-am-dnt)	ND	ND		20	
2-Nitrotoluene	ND	ND		20	
3-Nitrotoluene	ND	ND		20	
4-Amino-2,6-dinitrotoluene	ND	ND		20	
4-Nitrotoluene	ND	ND		20	

* - Exceeds RPD Limit
# - Based on the low concentration of this analyte, Relative Percent Difference is not an appropriate evaluator of precision. The precision of the duplicate analysis is considered acceptable

MICROBAC®

Laboratory Report Number: M1C0730
Client Project ID: Longhorn

DUPLICATE
Form IIIC

Parent ID:	M1C0730-41	**Calibration:**	21D0006			**Method:**	EPA 8330B
Instrument:	HPLC5	**File ID:**	5L028205.D	**Dil:**	1	**Matrix:**	Solid
Sample ID:	B1C1074-DUP2	**Batch:**	B1C1074			**Units:**	ug/kg wet

Analyte	Parent	Duplicate	RPD	RPD Limit	Q
1,3-Dinitrobenzene	ND	ND		20	
2,4,6-Trinitrotoluene	ND	ND		20	
2,4-Dinitrotoluene	ND	ND		20	
2,6-Dinitrotoluene	ND	ND		20	
2-Amino-4,6-dinitrotoluene (2-am-dnt)	ND	ND		20	
2-Nitrotoluene	ND	ND		20	
3-Nitrotoluene	ND	ND		20	
4-Amino-2,6-dinitrotoluene	ND	ND		20	
4-Nitrotoluene	ND	ND		20	

* - Exceeds RPD Limit
# - Based on the low concentration of this analyte, Relative Percent Difference is not an appropriate evaluator of precision. The precision of the duplicate analysis is considered acceptable

MICROBAC®

Laboratory Report Number: M1C0730
Client Project ID: Longhorn

DUPLICATE
Form IIIC

Parent ID:	M1C0730-31RE1	**Calibration:**	21D0006			**Method:**	EPA 8330B
Instrument:	HPLC5	**File ID:**	5L028351.D	**Dil:**	1	**Matrix:**	Solid
Sample ID:	B1D0537-DUP1	**Batch:**	B1D0537			**Units:**	ug/kg wet

Analyte	Parent	Duplicate	RPD	RPD Limit	Q
1,3-Dinitrobenzene	ND	ND		20	
2,4,6-Trinitrotoluene	ND	ND		20	
2,4-Dinitrotoluene	ND	ND		20	
2,6-Dinitrotoluene	ND	ND		20	
2-Amino-4,6-dinitrotoluene (2-am-dnt)	ND	ND		20	
2-Nitrotoluene	ND	ND		20	
3-Nitrotoluene	ND	ND		20	
4-Amino-2,6-dinitrotoluene	ND	ND		20	
4-Nitrotoluene	ND	ND		20	

* - Exceeds RPD Limit
# - Based on the low concentration of this analyte, Relative Percent Difference is not an appropriate evaluator of precision. The precision of the duplicate analysis is considered acceptable

MICROBAC®

Laboratory Report Number: M1C0730
Client Project ID: Longhorn

DUPLICATE
Form IIIC

Parent ID:	M1C0730-31RE1	**Calibration:**	21D0006			**Method:**	EPA 8330B
Instrument:	HPLC5	**File ID:**	5L028352.D	**Dil:**	1	**Matrix:**	Solid
Sample ID:	B1D0537-DUP2	**Batch:**	B1D0537			**Units:**	ug/kg wet

Analyte	Parent	Duplicate	RPD	RPD Limit	Q
1,3-Dinitrobenzene	ND	ND		20	
2,4,6-Trinitrotoluene	ND	ND		20	
2,4-Dinitrotoluene	ND	ND		20	
2,6-Dinitrotoluene	ND	ND		20	
2-Amino-4,6-dinitrotoluene (2-am-dnt)	ND	ND		20	
2-Nitrotoluene	ND	ND		20	
3-Nitrotoluene	ND	ND		20	
4-Amino-2,6-dinitrotoluene	ND	ND		20	
4-Nitrotoluene	ND	ND		20	

* - Exceeds RPD Limit
# - Based on the low concentration of this analyte, Relative Percent Difference is not an appropriate evaluator of precision. The precision of the duplicate analysis is considered acceptable

MICROBAC®

FORM IV:
HPLC Organics
EPA 8330B
METHOD BLANK SUMMARY

Microbac Laboratories, Inc.
158 Starlite Drive | Marietta, OH 45750 | 800.373.4071 | www.microbac.com

MICROBAC®

Laboratory Report Number: M1C0730
Client Project ID: Longhorn

METHOD BLANK SUMMARY
FORM IVA

Blank ID:	B1C0516-BLK1	**Batch:**	B1C0516
Blank File ID:	5L027794.D	**Instrument:**	HPLC5
Prepared:	03/09/2021 13:23	**Method:**	EPA 8330B
Analyzed:	03/09/2021 16:53	**Analyst:**	JWR

This Method Blank Applies To The Following Samples:

Client Sample ID	Laboratory Sample ID	Lab File ID	Time Analyzed
Blank	B1C0516-BLK1	5L027794.D	03/09/2021 16:53
LCS	B1C0516-BS1	5L027795.D	03/09/2021 17:31
LCS Dup	B1C0516-BSD1	5L027796.D	03/09/2021 18:10
EB03	M1C0730-47	5L027800.D	03/09/2021 20:42
EB04	M1C0730-48	5L027801.D	03/09/2021 21:21
EB05	M1C0730-49	5L027802.D	03/09/2021 21:59
Blank	B1C0516-BLK2	6L0008438.D	03/10/2021 15:44
LCS	B1C0516-BS2	6L0008439.D	03/10/2021 17:17
LCS Dup	B1C0516-BSD2	6L0008440.D	03/10/2021 18:49

MICROBAC®

Laboratory Report Number: M1C0730
Client Project ID: Longhorn

METHOD BLANK SUMMARY
FORM IVA

Blank ID:	B1C0516-BLK2	**Batch:**	B1C0516
Blank File ID:	6L0008438.D	**Instrument:**	HPLC6
Prepared:	03/09/2021 13:23	**Method:**	EPA 8330B
Analyzed:	03/10/2021 15:44	**Analyst:**	JWR

This Method Blank Applies To The Following Samples:

Client Sample ID	Laboratory Sample ID	Lab File ID	Time Analyzed
Blank	B1C0516-BLK1	5L027794.D	03/09/2021 16:53
LCS	B1C0516-BS1	5L027795.D	03/09/2021 17:31
LCS Dup	B1C0516-BSD1	5L027796.D	03/09/2021 18:10
EB03	M1C0730-47	5L027800.D	03/09/2021 20:42
EB04	M1C0730-48	5L027801.D	03/09/2021 21:21
EB05	M1C0730-49	5L027802.D	03/09/2021 21:59
Blank	B1C0516-BLK2	6L0008438.D	03/10/2021 15:44
LCS	B1C0516-BS2	6L0008439.D	03/10/2021 17:17
LCS Dup	B1C0516-BSD2	6L0008440.D	03/10/2021 18:49

MICROBAC®

Laboratory Report Number: M1C0730
Client Project ID: Longhorn

METHOD BLANK SUMMARY
FORM IVA

Blank ID:	B1C0966-BLK1	**Batch:**	B1C0966
Blank File ID:	5L028119.D	**Instrument:**	HPLC5
Prepared:	03/16/2021 18:30	**Method:**	EPA 8330B
Analyzed:	04/07/2021 22:23	**Analyst:**	ECL

This Method Blank Applies To The Following Samples:

Client Sample ID	Laboratory Sample ID	Lab File ID	Time Analyzed
Blank	B1C0966-BLK1	5L028119.D	04/07/2021 22:23
Blank	B1C0966-BLK2	5L028120.D	04/07/2021 22:51
LCS	B1C0966-BS1	5L028121.D	04/07/2021 23:19
Reference	B1C0966-SRM1	5L028122.D	04/07/2021 23:47
29SB166 (3-4)	M1C0730-01	5L028123.D	04/08/2021 0:16
Duplicate	B1C0966-DUP1	5L028124.D	04/08/2021 0:44
Duplicate	B1C0966-DUP2	5L028125.D	04/08/2021 1:12
29SB166 (7-8)	M1C0730-02	5L028126.D	04/08/2021 1:40
29SB166 (11-12)	M1C0730-03	5L028127.D	04/08/2021 2:08
29SB166 (15-16)	M1C0730-04	5L028128.D	04/08/2021 2:37
29SB160 (3-4)	M1C0730-05	5L028130.D	04/08/2021 3:33
29SB160 (7-8)	M1C0730-06	5L028131.D	04/08/2021 4:01
29SB160 (11-12)	M1C0730-07	5L028132.D	04/08/2021 4:29
29SB160 (15-16)	M1C0730-08	5L028133.D	04/08/2021 4:58
29SB161 (3-4)	M1C0730-09	5L028134.D	04/08/2021 5:26
29SB161 (7-8)	M1C0730-10	5L028135.D	04/08/2021 5:54
Matrix Spike	B1C0966-MS1	5L028136.D	04/08/2021 6:22
Matrix Spike Dup	B1C0966-MSD1	5L028137.D	04/08/2021 6:50
29SB161 (11-12)	M1C0730-11	5L028138.D	04/08/2021 7:19
29SB161 (15-16)	M1C0730-12	5L028139.D	04/08/2021 7:47
29SB153 (3-4)	M1C0730-13	5L028146.D	04/08/2021 14:38
29SB153 (7-8)	M1C0730-14	5L028147.D	04/08/2021 15:06
29SB153 (11-12)	M1C0730-15	5L028148.D	04/08/2021 15:34
29SB153 (15-16)	M1C0730-16	5L028149.D	04/08/2021 16:03
29SB140 (3-4)	M1C0730-17	5L028150.D	04/08/2021 16:31
29SB140 (7-8)	M1C0730-18	5L028151.D	04/08/2021 16:59
29SB140 (11-12)	M1C0730-19	5L028153.D	04/08/2021 17:55

MICROBAC®

Laboratory Report Number: M1C0730
Client Project ID: Longhorn

METHOD BLANK SUMMARY
FORM IVA

Blank ID:	B1C0966-BLK2	**Batch:**	B1C0966
Blank File ID:	5L028120.D	**Instrument:**	HPLC5
Prepared:	03/16/2021 18:30	**Method:**	EPA 8330B
Analyzed:	04/07/2021 22:51	**Analyst:**	ECL

This Method Blank Applies To The Following Samples:

Client Sample ID	Laboratory Sample ID	Lab File ID	Time Analyzed
Blank	B1C0966-BLK1	5L028119.D	04/07/2021 22:23
Blank	B1C0966-BLK2	5L028120.D	04/07/2021 22:51
LCS	B1C0966-BS1	5L028121.D	04/07/2021 23:19
Reference	B1C0966-SRM1	5L028122.D	04/07/2021 23:47
29SB166 (3-4)	M1C0730-01	5L028123.D	04/08/2021 0:16
Duplicate	B1C0966-DUP1	5L028124.D	04/08/2021 0:44
Duplicate	B1C0966-DUP2	5L028125.D	04/08/2021 1:12
29SB166 (7-8)	M1C0730-02	5L028126.D	04/08/2021 1:40
29SB166 (11-12)	M1C0730-03	5L028127.D	04/08/2021 2:08
29SB166 (15-16)	M1C0730-04	5L028128.D	04/08/2021 2:37
29SB160 (3-4)	M1C0730-05	5L028130.D	04/08/2021 3:33
29SB160 (7-8)	M1C0730-06	5L028131.D	04/08/2021 4:01
29SB160 (11-12)	M1C0730-07	5L028132.D	04/08/2021 4:29
29SB160 (15-16)	M1C0730-08	5L028133.D	04/08/2021 4:58
29SB161 (3-4)	M1C0730-09	5L028134.D	04/08/2021 5:26
29SB161 (7-8)	M1C0730-10	5L028135.D	04/08/2021 5:54
Matrix Spike	B1C0966-MS1	5L028136.D	04/08/2021 6:22
Matrix Spike Dup	B1C0966-MSD1	5L028137.D	04/08/2021 6:50
29SB161 (11-12)	M1C0730-11	5L028138.D	04/08/2021 7:19
29SB161 (15-16)	M1C0730-12	5L028139.D	04/08/2021 7:47
29SB153 (3-4)	M1C0730-13	5L028146.D	04/08/2021 14:38
29SB153 (7-8)	M1C0730-14	5L028147.D	04/08/2021 15:06
29SB153 (11-12)	M1C0730-15	5L028148.D	04/08/2021 15:34
29SB153 (15-16)	M1C0730-16	5L028149.D	04/08/2021 16:03
29SB140 (3-4)	M1C0730-17	5L028150.D	04/08/2021 16:31
29SB140 (7-8)	M1C0730-18	5L028151.D	04/08/2021 16:59
29SB140 (11-12)	M1C0730-19	5L028153.D	04/08/2021 17:55

MICROBAC®

Laboratory Report Number: M1C0730
Client Project ID: Longhorn

METHOD BLANK SUMMARY
FORM IVA

Blank ID:	B1C1016-BLK1	**Batch:**	B1C1016
Blank File ID:	5L028142.D	**Instrument:**	HPLC5
Prepared:	03/17/2021 17:00	**Method:**	EPA 8330B
Analyzed:	04/08/2021 12:45	**Analyst:**	ECL

This Method Blank Applies To The Following Samples:

Client Sample ID	Laboratory Sample ID	Lab File ID	Time Analyzed
Blank	B1C1016-BLK1	5L028142.D	04/08/2021 12:45
Blank	B1C1016-BLK2	5L028143.D	04/08/2021 13:14
LCS	B1C1016-BS1	5L028144.D	04/08/2021 13:42
Reference	B1C1016-SRM1	5L028145.D	04/08/2021 14:10
29SB140 (15-16)	M1C0730-20	5L028154.D	04/08/2021 18:24
Duplicate	B1C1016-DUP1	5L028155.D	04/08/2021 18:52
Duplicate	B1C1016-DUP2	5L028156.D	04/08/2021 19:20
29SB135 (11-12)	M1C0730-21	5L028157.D	04/08/2021 19:48
Matrix Spike	B1C1016-MS1	5L028158.D	04/08/2021 20:16
Matrix Spike Dup	B1C1016-MSD1	5L028159.D	04/08/2021 20:45
29SB135 (15-16)	M1C0730-22	5L028160.D	04/08/2021 21:13
29SB136 (3-4)	M1C0730-23	5L028161.D	04/08/2021 21:41
29SB136 (7-8)	M1C0730-24	5L028162.D	04/08/2021 22:09
29SB136 (11-12)	M1C0730-25	5L028164.D	04/08/2021 23:05
29SB136 (15-16)	M1C0730-26	5L028165.D	04/08/2021 23:34
29SB162 (3-4)	M1C0730-27	5L028166.D	04/09/2021 0:02
29SB162 (7-8)	M1C0730-28	5L028167.D	04/09/2021 0:30
29SB162 (11-12)	M1C0730-29	5L028168.D	04/09/2021 0:58
29SB162 (15-16)	M1C0730-30	5L028169.D	04/09/2021 1:26
29SB164 (3-4)	M1C0730-31	5L028170.D	04/09/2021 1:54
29SB164 (7-8)	M1C0730-32	5L028171.D	04/09/2021 2:23
29SB164 (11-12)	M1C0730-33	5L028172.D	04/09/2021 2:51
29SB164 (15-16)	M1C0730-34	5L028173.D	04/09/2021 3:19
29SB163 (7-8)	M1C0730-36	5L028186.D	04/09/2021 14:16
29SB163 (11-12)	M1C0730-37	5L028187.D	04/09/2021 14:44
29SB163 (15-16)	M1C0730-38	5L028188.D	04/09/2021 15:12
29SB135 (3-4)	M1C0730-39	5L028189.D	04/09/2021 15:40
29SB163 (3-4)	M1C0730-35	5L028325.D	04/12/2021 11:31

MICROBAC®

Laboratory Report Number: M1C0730
Client Project ID: Longhorn

METHOD BLANK SUMMARY
FORM IVA

Blank ID:	B1C1016-BLK2	**Batch:**	B1C1016
Blank File ID:	5L028143.D	**Instrument:**	HPLC5
Prepared:	03/17/2021 17:00	**Method:**	EPA 8330B
Analyzed:	04/08/2021 13:14	**Analyst:**	ECL

This Method Blank Applies To The Following Samples:

Client Sample ID	Laboratory Sample ID	Lab File ID	Time Analyzed
Blank	B1C1016-BLK1	5L028142.D	04/08/2021 12:45
Blank	B1C1016-BLK2	5L028143.D	04/08/2021 13:14
LCS	B1C1016-BS1	5L028144.D	04/08/2021 13:42
Reference	B1C1016-SRM1	5L028145.D	04/08/2021 14:10
29SB140 (15-16)	M1C0730-20	5L028154.D	04/08/2021 18:24
Duplicate	B1C1016-DUP1	5L028155.D	04/08/2021 18:52
Duplicate	B1C1016-DUP2	5L028156.D	04/08/2021 19:20
29SB135 (11-12)	M1C0730-21	5L028157.D	04/08/2021 19:48
Matrix Spike	B1C1016-MS1	5L028158.D	04/08/2021 20:16
Matrix Spike Dup	B1C1016-MSD1	5L028159.D	04/08/2021 20:45
29SB135 (15-16)	M1C0730-22	5L028160.D	04/08/2021 21:13
29SB136 (3-4)	M1C0730-23	5L028161.D	04/08/2021 21:41
29SB136 (7-8)	M1C0730-24	5L028162.D	04/08/2021 22:09
29SB136 (11-12)	M1C0730-25	5L028164.D	04/08/2021 23:05
29SB136 (15-16)	M1C0730-26	5L028165.D	04/08/2021 23:34
29SB162 (3-4)	M1C0730-27	5L028166.D	04/09/2021 0:02
29SB162 (7-8)	M1C0730-28	5L028167.D	04/09/2021 0:30
29SB162 (11-12)	M1C0730-29	5L028168.D	04/09/2021 0:58
29SB162 (15-16)	M1C0730-30	5L028169.D	04/09/2021 1:26
29SB164 (3-4)	M1C0730-31	5L028170.D	04/09/2021 1:54
29SB164 (7-8)	M1C0730-32	5L028171.D	04/09/2021 2:23
29SB164 (11-12)	M1C0730-33	5L028172.D	04/09/2021 2:51
29SB164 (15-16)	M1C0730-34	5L028173.D	04/09/2021 3:19
29SB163 (7-8)	M1C0730-36	5L028186.D	04/09/2021 14:16
29SB163 (11-12)	M1C0730-37	5L028187.D	04/09/2021 14:44
29SB163 (15-16)	M1C0730-38	5L028188.D	04/09/2021 15:12
29SB135 (3-4)	M1C0730-39	5L028189.D	04/09/2021 15:40
29SB163 (3-4)	M1C0730-35	5L028325.D	04/12/2021 11:31

MICROBAC®

Laboratory Report Number: M1C0730
Client Project ID: Longhorn

METHOD BLANK SUMMARY
FORM IVA

Blank ID:	B1C1074-BLK1	**Batch:**	B1C1074
Blank File ID:	5L028196.D	**Instrument:**	HPLC5
Prepared:	03/18/2021 11:45	**Method:**	EPA 8330B
Analyzed:	04/09/2021 17:15	**Analyst:**	ECL

This Method Blank Applies To The Following Samples:

Client Sample ID	Laboratory Sample ID	Lab File ID	Time Analyzed
Blank	B1C1074-BLK1	5L028196.D	04/09/2021 17:15
Blank	B1C1074-BLK2	5L028197.D	04/09/2021 17:43
LCS	B1C1074-BS1	5L028198.D	04/09/2021 18:11
Reference	B1C1074-SRM1	5L028199.D	04/09/2021 18:40
29SB135 (7-8)	M1C0730-40	5L028200.D	04/09/2021 19:08
Matrix Spike	B1C1074-MS1	5L028201.D	04/09/2021 19:36
Matrix Spike Dup	B1C1074-MSD1	5L028202.D	04/09/2021 20:04
29SB151 (11-12)	M1C0730-41	5L028203.D	04/09/2021 20:32
Duplicate	B1C1074-DUP1	5L028204.D	04/09/2021 21:01
Duplicate	B1C1074-DUP2	5L028205.D	04/09/2021 21:29
29SB151 (15-16)	M1C0730-42	5L028207.D	04/09/2021 22:25
29SB152 (3-4)	M1C0730-43	5L028208.D	04/09/2021 22:53
29SB152 (7-8)	M1C0730-44	5L028209.D	04/09/2021 23:22
29SB152 (11-12)	M1C0730-45	5L028210.D	04/09/2021 23:50
29SB152 (15-16)	M1C0730-46	5L028211.D	04/10/2021 0:18
29SB149 (3-4)	M1C0730-50	5L028212.D	04/10/2021 0:46
29SB149 (7-8)	M1C0730-51	5L028213.D	04/10/2021 1:14
29SB149 (11-12)	M1C0730-52	5L028214.D	04/10/2021 1:42
29SB149 (15-16)	M1C0730-53	5L028215.D	04/10/2021 2:11
29SB150 (3-4)	M1C0730-54	5L028216.D	04/10/2021 2:39
29SB150 (7-8)	M1C0730-55	5L028218.D	04/10/2021 3:35
29SB150 (11-12)	M1C0730-56	5L028219.D	04/10/2021 4:03
29SB150 (15-16)	M1C0730-57	5L028220.D	04/10/2021 4:32
29SB151 (3-4)	M1C0730-58	5L028221.D	04/10/2021 5:00
29SB151 (7-8)	M1C0730-59	5L028222.D	04/10/2021 5:28
Blank	B1C1074-BLK3	6L0008582.D	04/12/2021 17:23
Blank	B1C1074-BLK4	6L0008583.D	04/12/2021 18:26
LCS	B1C1074-BS2	6L0008584.D	04/12/2021 19:29
Reference	B1C1074-SRM2	6L0008585.D	04/12/2021 20:32
29SB135 (7-8)	M1C0730-40RE1	6L0008586.D	04/12/2021 21:35
29SB152 (3-4)	M1C0730-43RE1	6L0008587.D	04/12/2021 22:37

MICROBAC

Laboratory Report Number: M1C0730
Client Project ID: Longhorn

METHOD BLANK SUMMARY
FORM IVA

Blank ID:	B1C1074-BLK2	**Batch:**	B1C1074
Blank File ID:	5L028197.D	**Instrument:**	HPLC5
Prepared:	03/18/2021 11:45	**Method:**	EPA 8330B
Analyzed:	04/09/2021 17:43	**Analyst:**	ECL

This Method Blank Applies To The Following Samples:

Client Sample ID	Laboratory Sample ID	Lab File ID	Time Analyzed
Blank	B1C1074-BLK1	5L028196.D	04/09/2021 17:15
Blank	B1C1074-BLK2	5L028197.D	04/09/2021 17:43
LCS	B1C1074-BS1	5L028198.D	04/09/2021 18:11
Reference	B1C1074-SRM1	5L028199.D	04/09/2021 18:40
29SB135 (7-8)	M1C0730-40	5L028200.D	04/09/2021 19:08
Matrix Spike	B1C1074-MS1	5L028201.D	04/09/2021 19:36
Matrix Spike Dup	B1C1074-MSD1	5L028202.D	04/09/2021 20:04
29SB151 (11-12)	M1C0730-41	5L028203.D	04/09/2021 20:32
Duplicate	B1C1074-DUP1	5L028204.D	04/09/2021 21:01
Duplicate	B1C1074-DUP2	5L028205.D	04/09/2021 21:29
29SB151 (15-16)	M1C0730-42	5L028207.D	04/09/2021 22:25
29SB152 (3-4)	M1C0730-43	5L028208.D	04/09/2021 22:53
29SB152 (7-8)	M1C0730-44	5L028209.D	04/09/2021 23:22
29SB152 (11-12)	M1C0730-45	5L028210.D	04/09/2021 23:50
29SB152 (15-16)	M1C0730-46	5L028211.D	04/10/2021 0:18
29SB149 (3-4)	M1C0730-50	5L028212.D	04/10/2021 0:46
29SB149 (7-8)	M1C0730-51	5L028213.D	04/10/2021 1:14
29SB149 (11-12)	M1C0730-52	5L028214.D	04/10/2021 1:42
29SB149 (15-16)	M1C0730-53	5L028215.D	04/10/2021 2:11
29SB150 (3-4)	M1C0730-54	5L028216.D	04/10/2021 2:39
29SB150 (7-8)	M1C0730-55	5L028218.D	04/10/2021 3:35
29SB150 (11-12)	M1C0730-56	5L028219.D	04/10/2021 4:03
29SB150 (15-16)	M1C0730-57	5L028220.D	04/10/2021 4:32
29SB151 (3-4)	M1C0730-58	5L028221.D	04/10/2021 5:00
29SB151 (7-8)	M1C0730-59	5L028222.D	04/10/2021 5:28
Blank	B1C1074-BLK3	6L0008582.D	04/12/2021 17:23
Blank	B1C1074-BLK4	6L0008583.D	04/12/2021 18:26
LCS	B1C1074-BS2	6L0008584.D	04/12/2021 19:29
Reference	B1C1074-SRM2	6L0008585.D	04/12/2021 20:32
29SB135 (7-8)	M1C0730-40RE1	6L0008586.D	04/12/2021 21:35
29SB152 (3-4)	M1C0730-43RE1	6L0008587.D	04/12/2021 22:37

MICROBAC®

Laboratory Report Number: M1C0730
Client Project ID: Longhorn

METHOD BLANK SUMMARY
FORM IVA

Blank ID:	B1C1074-BLK3	**Batch:**	B1C1074
Blank File ID:	6L0008582.D	**Instrument:**	HPLC6
Prepared:	03/18/2021 11:45	**Method:**	EPA 8330B
Analyzed:	04/12/2021 17:23	**Analyst:**	ECL

This Method Blank Applies To The Following Samples:

Client Sample ID	Laboratory Sample ID	Lab File ID	Time Analyzed
Blank	B1C1074-BLK1	5L028196.D	04/09/2021 17:15
Blank	B1C1074-BLK2	5L028197.D	04/09/2021 17:43
LCS	B1C1074-BS1	5L028198.D	04/09/2021 18:11
Reference	B1C1074-SRM1	5L028199.D	04/09/2021 18:40
29SB135 (7-8)	M1C0730-40	5L028200.D	04/09/2021 19:08
Matrix Spike	B1C1074-MS1	5L028201.D	04/09/2021 19:36
Matrix Spike Dup	B1C1074-MSD1	5L028202.D	04/09/2021 20:04
29SB151 (11-12)	M1C0730-41	5L028203.D	04/09/2021 20:32
Duplicate	B1C1074-DUP1	5L028204.D	04/09/2021 21:01
Duplicate	B1C1074-DUP2	5L028205.D	04/09/2021 21:29
29SB151 (15-16)	M1C0730-42	5L028207.D	04/09/2021 22:25
29SB152 (3-4)	M1C0730-43	5L028208.D	04/09/2021 22:53
29SB152 (7-8)	M1C0730-44	5L028209.D	04/09/2021 23:22
29SB152 (11-12)	M1C0730-45	5L028210.D	04/09/2021 23:50
29SB152 (15-16)	M1C0730-46	5L028211.D	04/10/2021 0:18
29SB149 (3-4)	M1C0730-50	5L028212.D	04/10/2021 0:46
29SB149 (7-8)	M1C0730-51	5L028213.D	04/10/2021 1:14
29SB149 (11-12)	M1C0730-52	5L028214.D	04/10/2021 1:42
29SB149 (15-16)	M1C0730-53	5L028215.D	04/10/2021 2:11
29SB150 (3-4)	M1C0730-54	5L028216.D	04/10/2021 2:39
29SB150 (7-8)	M1C0730-55	5L028218.D	04/10/2021 3:35
29SB150 (11-12)	M1C0730-56	5L028219.D	04/10/2021 4:03
29SB150 (15-16)	M1C0730-57	5L028220.D	04/10/2021 4:32
29SB151 (3-4)	M1C0730-58	5L028221.D	04/10/2021 5:00
29SB151 (7-8)	M1C0730-59	5L028222.D	04/10/2021 5:28
Blank	B1C1074-BLK3	6L0008582.D	04/12/2021 17:23
Blank	B1C1074-BLK4	6L0008583.D	04/12/2021 18:26
LCS	B1C1074-BS2	6L0008584.D	04/12/2021 19:29
Reference	B1C1074-SRM2	6L0008585.D	04/12/2021 20:32
29SB135 (7-8)	M1C0730-40RE1	6L0008586.D	04/12/2021 21:35
29SB152 (3-4)	M1C0730-43RE1	6L0008587.D	04/12/2021 22:37

MICROBAC®

Laboratory Report Number: M1C0730
Client Project ID: Longhorn

METHOD BLANK SUMMARY
FORM IVA

Blank ID:	B1C1074-BLK4	**Batch:**	B1C1074
Blank File ID:	6L0008583.D	**Instrument:**	HPLC6
Prepared:	03/18/2021 11:45	**Method:**	EPA 8330B
Analyzed:	04/12/2021 18:26	**Analyst:**	JWR

This Method Blank Applies To The Following Samples:

Client Sample ID	Laboratory Sample ID	Lab File ID	Time Analyzed
Blank	B1C1074-BLK1	5L028196.D	04/09/2021 17:15
Blank	B1C1074-BLK2	5L028197.D	04/09/2021 17:43
LCS	B1C1074-BS1	5L028198.D	04/09/2021 18:11
Reference	B1C1074-SRM1	5L028199.D	04/09/2021 18:40
29SB135 (7-8)	M1C0730-40	5L028200.D	04/09/2021 19:08
Matrix Spike	B1C1074-MS1	5L028201.D	04/09/2021 19:36
Matrix Spike Dup	B1C1074-MSD1	5L028202.D	04/09/2021 20:04
29SB151 (11-12)	M1C0730-41	5L028203.D	04/09/2021 20:32
Duplicate	B1C1074-DUP1	5L028204.D	04/09/2021 21:01
Duplicate	B1C1074-DUP2	5L028205.D	04/09/2021 21:29
29SB151 (15-16)	M1C0730-42	5L028207.D	04/09/2021 22:25
29SB152 (3-4)	M1C0730-43	5L028208.D	04/09/2021 22:53
29SB152 (7-8)	M1C0730-44	5L028209.D	04/09/2021 23:22
29SB152 (11-12)	M1C0730-45	5L028210.D	04/09/2021 23:50
29SB152 (15-16)	M1C0730-46	5L028211.D	04/10/2021 0:18
29SB149 (3-4)	M1C0730-50	5L028212.D	04/10/2021 0:46
29SB149 (7-8)	M1C0730-51	5L028213.D	04/10/2021 1:14
29SB149 (11-12)	M1C0730-52	5L028214.D	04/10/2021 1:42
29SB149 (15-16)	M1C0730-53	5L028215.D	04/10/2021 2:11
29SB150 (3-4)	M1C0730-54	5L028216.D	04/10/2021 2:39
29SB150 (7-8)	M1C0730-55	5L028218.D	04/10/2021 3:35
29SB150 (11-12)	M1C0730-56	5L028219.D	04/10/2021 4:03
29SB150 (15-16)	M1C0730-57	5L028220.D	04/10/2021 4:32
29SB151 (3-4)	M1C0730-58	5L028221.D	04/10/2021 5:00
29SB151 (7-8)	M1C0730-59	5L028222.D	04/10/2021 5:28
Blank	B1C1074-BLK3	6L0008582.D	04/12/2021 17:23
Blank	B1C1074-BLK4	6L0008583.D	04/12/2021 18:26
LCS	B1C1074-BS2	6L0008584.D	04/12/2021 19:29
Reference	B1C1074-SRM2	6L0008585.D	04/12/2021 20:32
29SB135 (7-8)	M1C0730-40RE1	6L0008586.D	04/12/2021 21:35
29SB152 (3-4)	M1C0730-43RE1	6L0008587.D	04/12/2021 22:37

MICROBAC®

Laboratory Report Number: M1C0730
Client Project ID: Longhorn

METHOD BLANK SUMMARY
FORM IVA

Blank ID:	B1D0537-BLK1	**Batch:**	B1D0537
Blank File ID:	5L028332.D	**Instrument:**	HPLC5
Prepared:	04/09/2021 14:23	**Method:**	EPA 8330B
Analyzed:	04/12/2021 19:43	**Analyst:**	JWR

This Method Blank Applies To The Following Samples:

Client Sample ID	Laboratory Sample ID	Lab File ID	Time Analyzed
Blank	B1D0537-BLK1	5L028332.D	04/12/2021 19:43
Blank	B1D0537-BLK2	5L028333.D	04/12/2021 20:11
LCS	B1D0537-BS1	5L028334.D	04/12/2021 20:39
LCS Dup	B1D0537-BSD1	5L028335.D	04/12/2021 21:07
Reference	B1D0537-SRM1	5L028336.D	04/12/2021 21:35
29SB164 (3-4)	M1C0730-31RE1	5L028350.D	04/13/2021 4:10
Duplicate	B1D0537-DUP1	5L028351.D	04/13/2021 4:38
Duplicate	B1D0537-DUP2	5L028352.D	04/13/2021 5:06

MICROBAC®

Laboratory Report Number: M1C0730
Client Project ID: Longhorn

METHOD BLANK SUMMARY
FORM IVA

Blank ID:	B1D0537-BLK2	**Batch:**	B1D0537
Blank File ID:	5L028333.D	**Instrument:**	HPLC5
Prepared:	04/09/2021 14:23	**Method:**	EPA 8330B
Analyzed:	04/12/2021 20:11	**Analyst:**	JWR

This Method Blank Applies To The Following Samples:

Client Sample ID	Laboratory Sample ID	Lab File ID	Time Analyzed
Blank	B1D0537-BLK1	5L028332.D	04/12/2021 19:43
Blank	B1D0537-BLK2	5L028333.D	04/12/2021 20:11
LCS	B1D0537-BS1	5L028334.D	04/12/2021 20:39
LCS Dup	B1D0537-BSD1	5L028335.D	04/12/2021 21:07
Reference	B1D0537-SRM1	5L028336.D	04/12/2021 21:35
29SB164 (3-4)	M1C0730-31RE1	5L028350.D	04/13/2021 4:10
Duplicate	B1D0537-DUP1	5L028351.D	04/13/2021 4:38
Duplicate	B1D0537-DUP2	5L028352.D	04/13/2021 5:06

MICROBAC®

Laboratory Report Number: M1C0730

Client Project ID: Longhorn

METHOD BLANK
FORM IVB

Sample ID:	B1C0516-BLK1	**Prep Date:**	03/09/21 13:23	**Matrix:**	Aqueous
Instrument:	HPLC5	**Analyzed:**	03/09/21 16:53	**Method:**	EPA 8330B
File ID:	5L027794.D	**Sequence:**	S1C0184	**Analyst:**	JWR
Batch:	B1C0516	**Units:**	ug/L	**Calibration:**	21B0020

Analyte	Result	DL	LOD	LOQ	Dilution	Flag	Q
1,3-Dinitrobenzene	0.500	0.250	0.500	1.00	1	U	
2,4,6-Trinitrotoluene	0.500	0.250	0.500	1.00	1	U	
2,4-Dinitrotoluene	0.500	0.250	0.500	1.00	1	U	
2,6-Dinitrotoluene	0.500	0.250	0.500	1.00	1	U	
2-Amino-4,6-dinitrotoluene (2-am-dnt)	0.500	0.250	0.500	1.00	1	U	
2-Nitrotoluene	0.500	0.250	0.500	1.00	1	U	
3-Nitrotoluene	0.500	0.250	0.500	1.00	1	U	
4-Amino-2,6-dinitrotoluene	0.500	0.250	0.500	1.00	1	U	
4-Nitrotoluene	0.500	0.250	0.500	1.00	1	U	

Surrogate	Recovery	Limits	PASS/FAIL
1,2-Dinitrobenzene	88.2	83 - 119	PASS

Notes and Definitions

* - Detected in the associated method Blank at a concentration >= 1/2xRL

U: The analyte was analyzed for but was not detected above the reported quantitation limit. The quantitation limit has been adjusted for any dilution or concentration of the sample.

MICROBAC®

Laboratory Report Number: M1C0730

Client Project ID: Longhorn

METHOD BLANK
FORM IVB

Sample ID:	B1C0516-BLK2	**Prep Date:**	03/09/21 13:23	**Matrix:**	Aqueous
Instrument:	HPLC6	**Analyzed:**	03/10/21 15:44	**Method:**	EPA 8330B
File ID:	6L0008438.D	**Sequence:**	S1C0199	**Analyst:**	JWR
Batch:	B1C0516	**Units:**	ug/L	**Calibration:**	20E0017

Analyte	Result	DL	LOD	LOQ	Dilution	Flag	Q
1,3-Dinitrobenzene	0.500	0.250	0.500	1.00	1	U	
2,4,6-Trinitrotoluene	0.500	0.250	0.500	1.00	1	U	
2,4-Dinitrotoluene	0.500	0.250	0.500	1.00	1	U	
2,6-Dinitrotoluene	0.500	0.250	0.500	1.00	1	U	
2-Amino-4,6-dinitrotoluene (2-am-dnt)	0.500	0.250	0.500	1.00	1	U	
2-Nitrotoluene	0.500	0.250	0.500	1.00	1	U	
3-Nitrotoluene	0.500	0.250	0.500	1.00	1	U	
4-Amino-2,6-dinitrotoluene	0.500	0.250	0.500	1.00	1	U	
4-Nitrotoluene	0.500	0.250	0.500	1.00	1	U	

Surrogate	Recovery	Limits	PASS/FAIL
1,2-Dinitrobenzene	85.5	83 - 119	PASS

Notes and Definitions

* - Detected in the associated method Blank at a concentration >= 1/2xRL

U: The analyte was analyzed for but was not detected above the reported quantitation limit. The quantitation limit has been adjusted for any dilution or concentration of the sample.

MICROBAC®

Laboratory Report Number: M1C0730

Client Project ID: Longhorn

METHOD BLANK
FORM IVB

Sample ID:	B1C0966-BLK1	**Prep Date:**	03/16/21 18:30	**Matrix:**	Solid
Instrument:	HPLC5	**Analyzed:**	04/07/21 22:23	**Method:**	EPA 8330B
File ID:	5L028119.D	**Sequence:**	S1D0115	**Analyst:**	ECL
Batch:	B1C0966	**Units:**	ug/kg wet	**Calibration:**	21D0006

Analyte	Result	DL	LOD	LOQ	Dilution	Flag	Q
1,3-Dinitrobenzene	200	100	200	400	1	U	
2,4,6-Trinitrotoluene	200	100	200	400	1	U	
2,4-Dinitrotoluene	200	100	200	400	1	U	
2,6-Dinitrotoluene	200	100	200	400	1	U	
2-Amino-4,6-dinitrotoluene (2-am-dnt)	200	100	200	400	1	U	
2-Nitrotoluene	200	100	200	400	1	U	
3-Nitrotoluene	200	100	200	400	1	U	
4-Amino-2,6-dinitrotoluene	200	100	200	400	1	U	
4-Nitrotoluene	200	100	200	400	1	U	

Surrogate	Recovery	Limits	PASS/FAIL
1,2-Dinitrobenzene	86.6	78 - 119	PASS

Notes and Definitions

* - Detected in the associated method Blank at a concentration >= 1/2xRL

U: The analyte was analyzed for but was not detected above the reported quantitation limit. The quantitation limit has been adjusted for any dilution or concentration of the sample.

MICROBAC®

Laboratory Report Number: M1C0730

Client Project ID: Longhorn

METHOD BLANK
FORM IVB

Sample ID:	B1C0966-BLK2	**Prep Date:**	03/16/21 18:30	**Matrix:**	Solid
Instrument:	HPLC5	**Analyzed:**	04/07/21 22:51	**Method:**	EPA 8330B
File ID:	5L028120.D	**Sequence:**	S1D0115	**Analyst:**	ECL
Batch:	B1C0966	**Units:**	ug/kg wet	**Calibration:**	21D0006

Analyte	Result	DL	LOD	LOQ	Dilution	Flag	Q
1,3-Dinitrobenzene	200	100	200	400	1	U	
2,4,6-Trinitrotoluene	200	100	200	400	1	U	
2,4-Dinitrotoluene	200	100	200	400	1	U	
2,6-Dinitrotoluene	200	100	200	400	1	U	
2-Amino-4,6-dinitrotoluene (2-am-dnt)	200	100	200	400	1	U	
2-Nitrotoluene	200	100	200	400	1	U	
3-Nitrotoluene	200	100	200	400	1	U	
4-Amino-2,6-dinitrotoluene	200	100	200	400	1	U	
4-Nitrotoluene	200	100	200	400	1	U	

Surrogate	Recovery	Limits	PASS/FAIL
1,2-Dinitrobenzene	84.1	78 - 119	PASS

Notes and Definitions

* - Detected in the associated method Blank at a concentration >= 1/2xRL

U: The analyte was analyzed for but was not detected above the reported quantitation limit. The quantitation limit has been adjusted for any dilution or concentration of the sample.

MICROBAC®

Laboratory Report Number: M1C0730

Client Project ID: Longhorn

METHOD BLANK
FORM IVB

Sample ID:	B1C1016-BLK1	**Prep Date:**	03/17/21 17:00	**Matrix:**	Solid
Instrument:	HPLC5	**Analyzed:**	04/08/21 12:45	**Method:**	EPA 8330B
File ID:	5L028142.D	**Sequence:**	S1D0144	**Analyst:**	ECL
Batch:	B1C1016	**Units:**	ug/kg wet	**Calibration:**	21D0006

Analyte	Result	DL	LOD	LOQ	Dilution	Flag	Q
1,3-Dinitrobenzene	200	100	200	400	1	U	
2,4,6-Trinitrotoluene	200	100	200	400	1	U	
2,4-Dinitrotoluene	200	100	200	400	1	U	
2,6-Dinitrotoluene	200	100	200	400	1	U	
2-Amino-4,6-dinitrotoluene (2-am-dnt)	200	100	200	400	1	U	
2-Nitrotoluene	200	100	200	400	1	U	
3-Nitrotoluene	200	100	200	400	1	U	
4-Amino-2,6-dinitrotoluene	200	100	200	400	1	U	
4-Nitrotoluene	200	100	200	400	1	U	

Surrogate	Recovery	Limits	PASS/FAIL
1,2-Dinitrobenzene	87.3	78 - 119	PASS

Notes and Definitions

* - Detected in the associated method Blank at a concentration >= 1/2xRL

U: The analyte was analyzed for but was not detected above the reported quantitation limit. The quantitation limit has been adjusted for any dilution or concentration of the sample.

MICROBAC®

Laboratory Report Number: M1C0730

Client Project ID: Longhorn

METHOD BLANK
FORM IVB

Sample ID:	B1C1016-BLK2	**Prep Date:**	03/17/21 17:00	**Matrix:**	Solid
Instrument:	HPLC5	**Analyzed:**	04/08/21 13:14	**Method:**	EPA 8330B
File ID:	5L028143.D	**Sequence:**	S1D0144	**Analyst:**	ECL
Batch:	B1C1016	**Units:**	ug/kg wet	**Calibration:**	21D0006

Analyte	Result	DL	LOD	LOQ	Dilution	Flag	Q
1,3-Dinitrobenzene	200	100	200	400	1	U	
2,4,6-Trinitrotoluene	200	100	200	400	1	U	
2,4-Dinitrotoluene	200	100	200	400	1	U	
2,6-Dinitrotoluene	200	100	200	400	1	U	
2-Amino-4,6-dinitrotoluene (2-am-dnt)	200	100	200	400	1	U	
2-Nitrotoluene	200	100	200	400	1	U	
3-Nitrotoluene	200	100	200	400	1	U	
4-Amino-2,6-dinitrotoluene	200	100	200	400	1	U	
4-Nitrotoluene	200	100	200	400	1	U	

Surrogate	Recovery	Limits	PASS/FAIL
1,2-Dinitrobenzene	89.3	78 - 119	PASS

Notes and Definitions

* - Detected in the associated method Blank at a concentration >= 1/2xRL

U: The analyte was analyzed for but was not detected above the reported quantitation limit. The quantitation limit has been adjusted for any dilution or concentration of the sample.

MICROBAC®

Laboratory Report Number: M1C0730

Client Project ID: Longhorn

METHOD BLANK
FORM IVB

Sample ID:	B1C1074-BLK1	**Prep Date:**	03/18/21 11:45	**Matrix:**	Solid
Instrument:	HPLC5	**Analyzed:**	04/09/21 17:15	**Method:**	EPA 8330B
File ID:	5L028196.D	**Sequence:**	S1D0166	**Analyst:**	ECL
Batch:	B1C1074	**Units:**	ug/kg wet	**Calibration:**	21D0006

Analyte	Result	DL	LOD	LOQ	Dilution	Flag	Q
1,3-Dinitrobenzene	200	100	200	400	1	U	
2,4,6-Trinitrotoluene	200	100	200	400	1	U	
2,4-Dinitrotoluene	200	100	200	400	1	U	
2,6-Dinitrotoluene	200	100	200	400	1	U	
2-Amino-4,6-dinitrotoluene (2-am-dnt)	200	100	200	400	1	U	
2-Nitrotoluene	200	100	200	400	1	U	
3-Nitrotoluene	200	100	200	400	1	U	
4-Amino-2,6-dinitrotoluene	200	100	200	400	1	U	
4-Nitrotoluene	200	100	200	400	1	U	

Surrogate	Recovery	Limits	PASS/FAIL
1,2-Dinitrobenzene	85.2	78 - 119	PASS

Notes and Definitions

* - Detected in the associated method Blank at a concentration >= 1/2xRL

U: The analyte was analyzed for but was not detected above the reported quantitation limit. The quantitation limit has been adjusted for any dilution or concentration of the sample.

MICROBAC®

Laboratory Report Number: M1C0730

Client Project ID: Longhorn

METHOD BLANK
FORM IVB

Sample ID:	B1C1074-BLK2	**Prep Date:**	03/18/21 11:45	**Matrix:**	Solid
Instrument:	HPLC5	**Analyzed:**	04/09/21 17:43	**Method:**	EPA 8330B
File ID:	5L028197.D	**Sequence:**	S1D0166	**Analyst:**	ECL
Batch:	B1C1074	**Units:**	ug/kg wet	**Calibration:**	21D0006

Analyte	Result	DL	LOD	LOQ	Dilution	Flag	Q
1,3-Dinitrobenzene	200	100	200	400	1	U	
2,4,6-Trinitrotoluene	200	100	200	400	1	U	
2,4-Dinitrotoluene	200	100	200	400	1	U	
2,6-Dinitrotoluene	200	100	200	400	1	U	
2-Amino-4,6-dinitrotoluene (2-am-dnt)	200	100	200	400	1	U	
2-Nitrotoluene	200	100	200	400	1	U	
3-Nitrotoluene	200	100	200	400	1	U	
4-Amino-2,6-dinitrotoluene	200	100	200	400	1	U	
4-Nitrotoluene	200	100	200	400	1	U	

Surrogate	Recovery	Limits	PASS/FAIL
1,2-Dinitrobenzene	87.8	78 - 119	PASS

Notes and Definitions

* - Detected in the associated method Blank at a concentration >= 1/2xRL

U: The analyte was analyzed for but was not detected above the reported quantitation limit. The quantitation limit has been adjusted for any dilution or concentration of the sample.

MICROBAC®

Laboratory Report Number: M1C0730

Client Project ID: Longhorn

METHOD BLANK
FORM IVB

Sample ID:	B1C1074-BLK3	**Prep Date:**	03/18/21 11:45	**Matrix:**	Solid
Instrument:	HPLC6	**Analyzed:**	04/12/21 17:23	**Method:**	EPA 8330B
File ID:	6L0008582.D	**Sequence:**	S1D0205	**Analyst:**	ECL
Batch:	B1C1074	**Units:**	ug/kg wet	**Calibration:**	21D0007

Analyte	Result	DL	LOD	LOQ	Dilution	Flag	Q
1,3-Dinitrobenzene	200	100	200	400	1	U	
2,4,6-Trinitrotoluene	200	100	200	400	1	U	
2,4-Dinitrotoluene	200	100	200	400	1	U	
2,6-Dinitrotoluene	200	100	200	400	1	U	
2-Amino-4,6-dinitrotoluene (2-am-dnt)	200	100	200	400	1	U	
2-Nitrotoluene	200	100	200	400	1	U	
3-Nitrotoluene	200	100	200	400	1	U	
4-Amino-2,6-dinitrotoluene	200	100	200	400	1	U	
4-Nitrotoluene	200	100	200	400	1	U	

Surrogate	Recovery	Limits	PASS/FAIL
1,2-Dinitrobenzene	93.5	78 - 119	PASS

Notes and Definitions

* - Detected in the associated method Blank at a concentration >= 1/2xRL

U: The analyte was analyzed for but was not detected above the reported quantitation limit. The quantitation limit has been adjusted for any dilution or concentration of the sample.

MICROBAC®

Laboratory Report Number: M1C0730

Client Project ID: Longhorn

METHOD BLANK
FORM IVB

Sample ID:	B1C1074-BLK4	**Prep Date:**	03/18/21 11:45	**Matrix:**	Solid
Instrument:	HPLC6	**Analyzed:**	04/12/21 18:26	**Method:**	EPA 8330B
File ID:	6L0008583.D	**Sequence:**	S1D0205	**Analyst:**	JWR
Batch:	B1C1074	**Units:**	ug/kg wet	**Calibration:**	21D0007

Analyte	Result	DL	LOD	LOQ	Dilution	Flag	Q
1,3-Dinitrobenzene	200	100	200	400	1	U	
2,4,6-Trinitrotoluene	200	100	200	400	1	U	
2,4-Dinitrotoluene	200	100	200	400	1	U	
2,6-Dinitrotoluene	200	100	200	400	1	U	
2-Amino-4,6-dinitrotoluene (2-am-dnt)	200	100	200	400	1	U	
2-Nitrotoluene	200	100	200	400	1	U	
3-Nitrotoluene	200	100	200	400	1	U	
4-Amino-2,6-dinitrotoluene	200	100	200	400	1	U	
4-Nitrotoluene	200	100	200	400	1	U	

Surrogate	Recovery	Limits	PASS/FAIL
1,2-Dinitrobenzene	98.2	78 - 119	PASS

Notes and Definitions

* - Detected in the associated method Blank at a concentration >= 1/2xRL

U: The analyte was analyzed for but was not detected above the reported quantitation limit. The quantitation limit has been adjusted for any dilution or concentration of the sample.

MICROBAC®

Laboratory Report Number: M1C0730

Client Project ID: Longhorn

METHOD BLANK
FORM IVB

Sample ID:	B1D0537-BLK1	**Prep Date:**	04/09/21 14:23	**Matrix:**	Solid
Instrument:	HPLC5	**Analyzed:**	04/12/21 19:43	**Method:**	EPA 8330B
File ID:	5L028332.D	**Sequence:**	S1D0218	**Analyst:**	JWR
Batch:	B1D0537	**Units:**	ug/kg wet	**Calibration:**	21D0006

Analyte	Result	DL	LOD	LOQ	Dilution	Flag	Q
1,3-Dinitrobenzene	200	100	200	400	1	U	
2,4,6-Trinitrotoluene	200	100	200	400	1	U	
2,4-Dinitrotoluene	200	100	200	400	1	U	
2,6-Dinitrotoluene	200	100	200	400	1	U	
2-Amino-4,6-dinitrotoluene (2-am-dnt)	200	100	200	400	1	U	
2-Nitrotoluene	200	100	200	400	1	U	
3-Nitrotoluene	200	100	200	400	1	U	
4-Amino-2,6-dinitrotoluene	200	100	200	400	1	U	
4-Nitrotoluene	200	100	200	400	1	U	

Surrogate	Recovery	Limits	PASS/FAIL
1,2-Dinitrobenzene	85.2	78 - 119	PASS

Notes and Definitions

* - Detected in the associated method Blank at a concentration >= 1/2xRL

U: The analyte was analyzed for but was not detected above the reported quantitation limit. The quantitation limit has been adjusted for any dilution or concentration of the sample.

MICROBAC®

Laboratory Report Number: M1C0730

Client Project ID: Longhorn

METHOD BLANK
FORM IVB

Sample ID:	B1D0537-BLK2	**Prep Date:**	04/09/21 14:23	**Matrix:**	Solid
Instrument:	HPLC5	**Analyzed:**	04/12/21 20:11	**Method:**	EPA 8330B
File ID:	5L028333.D	**Sequence:**	S1D0218	**Analyst:**	JWR
Batch:	B1D0537	**Units:**	ug/kg wet	**Calibration:**	21D0006

Analyte	Result	DL	LOD	LOQ	Dilution	Flag	Q
1,3-Dinitrobenzene	200	100	200	400	1	U	
2,4,6-Trinitrotoluene	200	100	200	400	1	U	
2,4-Dinitrotoluene	200	100	200	400	1	U	
2,6-Dinitrotoluene	200	100	200	400	1	U	
2-Amino-4,6-dinitrotoluene (2-am-dnt)	200	100	200	400	1	U	
2-Nitrotoluene	200	100	200	400	1	U	
3-Nitrotoluene	200	100	200	400	1	U	
4-Amino-2,6-dinitrotoluene	200	100	200	400	1	U	
4-Nitrotoluene	200	100	200	400	1	U	

Surrogate	Recovery	Limits	PASS/FAIL
1,2-Dinitrobenzene	86.5	78 - 119	PASS

Notes and Definitions

* - Detected in the associated method Blank at a concentration >= 1/2xRL

U: The analyte was analyzed for but was not detected above the reported quantitation limit. The quantitation limit has been adjusted for any dilution or concentration of the sample.

MICROBAC®

FORM VII:
HPLC Organics
EPA 8330B
ICV/CCV

Microbac Laboratories, Inc.
158 Starlite Drive | Marietta, OH 45750 | 800.373.4071 | www.microbac.com

MICROBAC®

Laboratory Report Number: M1C0730
Client Project ID: Longhorn

Initial Calibration Verification (ICV)
FORM VIIA

Sample ID: S0E0403-ICV1 **Analyzed:** 05/23/20 23:42 **Method:** EPA 8330B
Instrument: HPLC6 **Calibration:** 20E0017 **Sequence:** S0E0403
File ID: 6L0007756.D **Units:** ug/L **Analyst:** JWR

Analyte	Response	Limit	Q	Expected	Found	% Drift / % Diff	UCL	Q
1,2-Dinitrobenzene	0.2761324			500	500	-0.005	20	
1,3-Dinitrobenzene	0.5713882			500	466	-6.9	20	
2,4,6-Trinitrotoluene	0.3949664			500	473	-5.4	20	
2,4-Dinitrotoluene	0.5332464			500	489	-2.3	20	
2,6-Dinitrotoluene	0.2611764			500	492	-1.6	20	
2-Amino-4,6-dinitrotoluene (2-am-dnt)	0.3529454			500	487	-2.6	20	
2-Nitrotoluene	0.2162372			500	492	-1.5	20	
3-Nitrotoluene	0.2490474			500	497	-0.6	20	
4-Amino-2,6-dinitrotoluene	0.2472204			500	519	3.9	20	
4-Nitrotoluene	0.179615			500	487	-2.7	20	

Sample ID: S1B0260-ICV1 **Analyzed:** 02/16/21 19:24 **Method:** EPA 8330B
Instrument: HPLC5 **Calibration:** 21B0020 **Sequence:** S1B0260
File ID: 5L027721.D **Units:** ug/L **Analyst:** JWR

Analyte	Response	Limit	Q	Expected	Found	% Drift / % Diff	UCL	Q
1,2-Dinitrobenzene	0.2819234			500	508	1.5	20	
1,3-Dinitrobenzene	0.5783318			500	515	3.1	20	
2,4,6-Trinitrotoluene	0.40605			500	520	3.9	20	
2,4-Dinitrotoluene	0.580639			500	527	5.4	20	
2,6-Dinitrotoluene	0.2731982			500	526	5.1	20	
2-Amino-4,6-dinitrotoluene (2-am-dnt)	0.3399386			500	523	4.5	20	
2-Nitrotoluene	0.224659			500	516	3.2	20	
3-Nitrotoluene	0.2541228			500	517	3.5	20	
4-Amino-2,6-dinitrotoluene	0.2448766			500	540	7.9	20	
4-Nitrotoluene	0.1889425			500	517	3.3	20	

* - Does not meet acceptance criteria.

MICROBAC

Laboratory Report Number: M1C0730
Client Project ID: Longhorn

Initial Calibration Verification (ICV)
FORM VIIA

Sample ID: S1C0592-ICV1 **Analyzed:** 03/31/21 21:09 **Method:** EPA 8330B
Instrument: HPLC5 **Calibration:** 21D0006 **Sequence:** S1C0592
File ID: 5L028024.D **Units:** ug/L **Analyst:** JWR

Analyte	Response	Limit	Q	Expected	Found	% Drift / % Diff	UCL	Q
1,2-Dinitrobenzene	0.2803562			500	499	-0.3	20	
1,3-Dinitrobenzene	0.5710656			500	518	3.6	20	
2,4,6-Trinitrotoluene	0.409913			500	520	4.0	20	
2,4-Dinitrotoluene	0.5843384			500	533	6.6	20	
2,6-Dinitrotoluene	0.2722472			500	524	4.8	20	
2-Amino-4,6-dinitrotoluene (2-am-dnt)	0.3475528			500	521	4.3	20	
2-Nitrotoluene	0.2288286			500	518	3.5	20	
3-Nitrotoluene	0.2586934			500	518	3.6	20	
4-Amino-2,6-dinitrotoluene	0.2444616			500	539	7.7	20	
4-Nitrotoluene	0.1922626			500	516	3.1	20	

Sample ID: S1C0593-ICV1 **Analyzed:** 03/31/21 23:05 **Method:** EPA 8330B
Instrument: HPLC6 **Calibration:** 21D0007 **Sequence:** S1C0593
File ID: 6L0008559.D **Units:** ug/L **Analyst:** JWR

Analyte	Response	Limit	Q	Expected	Found	% Drift / % Diff	UCL	Q
1,2-Dinitrobenzene	0.2561348			500	485	-3.1	20	
1,3-Dinitrobenzene	0.5971086			500	510	2.1	20	
2,4,6-Trinitrotoluene	0.4126072			500	515	3.0	20	
2,4-Dinitrotoluene	0.556383			500	528	5.5	20	
2,6-Dinitrotoluene	0.273951			500	516	3.2	20	
2-Amino-4,6-dinitrotoluene (2-am-dnt)	0.3714544			500	519	3.8	20	
2-Nitrotoluene	0.2277614			500	508	1.5	20	
3-Nitrotoluene	0.2553214			500	511	2.2	20	
4-Amino-2,6-dinitrotoluene	0.2518842			500	538	7.6	20	
4-Nitrotoluene	0.1876346			500	512	2.3	20	

* - Does not meet acceptance criteria.

MICROBAC®

Laboratory Report Number: M1C0730
Client Project ID: Longhorn

Continuing Calibration Verification (CCV)
FORM VIIB

Laboratory ID:	S0E0403-CCV1	**Analyzed:**	05/24/20 06:45	**Method:**	EPA 8330B
Instrument:	HPLC6	**Calibration:**	20E0017	**Sequence:**	S0E0403
File ID:	6L0007764.D	**Units:**	ug/L	**Analyst:**	JWR

Analyte	Response	Limit	Q	Expected	Found	% Drift / % Diff	UCL	Q
1,2-Dinitrobenzene	0.2665882			500	483	-3.5	20	
1,3-Dinitrobenzene	0.5923776			500	483	-3.5	20	
2,4,6-Trinitrotoluene	0.4008168			500	480	-4.0	20	
2,4-Dinitrotoluene	0.5257822			500	482	-3.6	20	
2,6-Dinitrotoluene	0.254087			500	479	-4.3	20	
2-Amino-4,6-dinitrotoluene (2-am-dnt)	0.3510052			500	485	-3.1	20	
2-Nitrotoluene	0.208043			500	474	-5.2	20	
3-Nitrotoluene	0.2384118			500	476	-4.9	20	
4-Amino-2,6-dinitrotoluene	0.2297462			500	483	-3.5	20	
4-Nitrotoluene	0.1764521			500	478	-4.4	20	

* - Does not meet acceptance criteria.

MICROBAC®

Laboratory Report Number: M1C0730
Client Project ID: Longhorn

Continuing Calibration Verification (CCV)
FORM VIIB

Laboratory ID:	S1C0184-CCV1	**Analyzed:**	03/09/21 16:02	**Method:**	EPA 8330B
Instrument:	HPLC5	**Calibration:**	21B0020	**Sequence:**	S1C0184
File ID:	5L027793.D	**Units:**	ug/L	**Analyst:**	JWR

Analyte	Response	Limit	Q	Expected	Found	% Drift / % Diff	UCL	Q
1,2-Dinitrobenzene	0.2918774			500	526	5.1	20	
1,3-Dinitrobenzene	0.5920096			500	528	5.5	20	
2,4,6-Trinitrotoluene	0.4198546			500	537	7.5	20	
2,4-Dinitrotoluene	0.6060566			500	550	10.0	20	
2,6-Dinitrotoluene	0.2732164			500	526	5.1	20	
2-Amino-4,6-dinitrotoluene (2-am-dnt)	0.3618596			500	556	11.3	20	
2-Nitrotoluene	0.226178			500	520	3.9	20	
3-Nitrotoluene	0.2530454			500	515	3.0	20	
4-Amino-2,6-dinitrotoluene	0.2545622			500	561	12.2	20	
4-Nitrotoluene	0.1868855			500	511	2.2	20	

* - Does not meet acceptance criteria.

MICROBAC®

Laboratory Report Number: M1C0730
Client Project ID: Longhorn

Continuing Calibration Verification (CCV)
FORM VIIB

Laboratory ID:	S1C0184-CCV2	**Analyzed:**	03/09/21 22:37	**Method:**	EPA 8330B
Instrument:	HPLC5	**Calibration:**	21B0020	**Sequence:**	S1C0184
File ID:	5L027803.D	**Units:**	ug/L	**Analyst:**	JWR

Analyte	Response	Limit	Q	Expected	Found	% Drift / % Diff	UCL	Q
1,2-Dinitrobenzene	0.2617152			500	471	-5.7	20	
1,3-Dinitrobenzene	0.5427386			500	484	-3.3	20	
2,4,6-Trinitrotoluene	0.3766726			500	482	-3.6	20	
2,4-Dinitrotoluene	0.542717			500	492	-1.5	20	
2,6-Dinitrotoluene	0.2516182			500	484	-3.2	20	
2-Amino-4,6-dinitrotoluene (2-am-dnt)	0.3306012			500	508	1.7	20	
2-Nitrotoluene	0.2010236			500	462	-7.6	20	
3-Nitrotoluene	0.2261744			500	460	-7.9	20	
4-Amino-2,6-dinitrotoluene	0.2317368			500	511	2.1	20	
4-Nitrotoluene	0.1676846			500	458	-8.3	20	

* - Does not meet acceptance criteria.

MICROBAC®

Laboratory Report Number: M1C0730
Client Project ID: Longhorn

Continuing Calibration Verification (CCV)
FORM VIIB

Laboratory ID:	S1C0199-CCV1	**Analyzed:**	03/10/21 14:00	**Method:**	EPA 8330B
Instrument:	HPLC6	**Calibration:**	20E0017	**Sequence:**	S1C0199
File ID:	6L0008437.D	**Units:**	ug/L	**Analyst:**	JWR

Analyte	Response	Limit	Q	Expected	Found	% Drift / % Diff	UCL	Q
1,2-Dinitrobenzene	0.2676732			500	485	-3.1	20	
1,3-Dinitrobenzene	0.620476			500	506	1.1	20	
2,4,6-Trinitrotoluene	0.4326216			500	518	3.7	20	
2,4-Dinitrotoluene	0.5676854			500	520	4.1	20	
2,6-Dinitrotoluene	0.2795152			500	527	5.3	20	
2-Amino-4,6-dinitrotoluene (2-am-dnt)	0.376436			500	520	3.9	20	
2-Nitrotoluene	0.2158056			500	492	-1.7	20	
3-Nitrotoluene	0.2531982			500	505	1.0	20	
4-Amino-2,6-dinitrotoluene	0.2372366			500	498	-0.3	20	
4-Nitrotoluene	0.2028418			500	549	9.9	20	

* - Does not meet acceptance criteria.

MICROBAC®

Laboratory Report Number: M1C0730
Client Project ID: Longhorn

Continuing Calibration Verification (CCV)
FORM VIIB

Laboratory ID:	S1C0199-CCV2	**Analyzed:**	03/10/21 21:55	**Method:**	EPA 8330B
Instrument:	HPLC6	**Calibration:**	20E0017	**Sequence:**	S1C0199
File ID:	6L0008442.D	**Units:**	ug/L	**Analyst:**	JWR

Analyte	Response	Limit	Q	Expected	Found	% Drift / % Diff	UCL	Q
1,2-Dinitrobenzene	0.2462528			500	446	-10.8	20	
1,3-Dinitrobenzene	0.5715462			500	466	-6.8	20	
2,4,6-Trinitrotoluene	0.3919972			500	470	-6.1	20	
2,4-Dinitrotoluene	0.5224014			500	479	-4.3	20	
2,6-Dinitrotoluene	0.2568032			500	484	-3.3	20	
2-Amino-4,6-dinitrotoluene (2-am-dnt)	0.3493828			500	482	-3.5	20	
2-Nitrotoluene	0.1954289			500	445	-11.0	20	
3-Nitrotoluene	0.226064			500	451	-9.8	20	
4-Amino-2,6-dinitrotoluene	0.2245028			500	472	-5.7	20	
4-Nitrotoluene	0.1858524			500	503	0.7	20	

* - Does not meet acceptance criteria.

MICROBAC®

Laboratory Report Number: M1C0730
Client Project ID: Longhorn

Continuing Calibration Verification (CCV)
FORM VIIB

Laboratory ID:	S1C0592-CCV1	**Analyzed:**	04/01/21 04:09	**Method:**	EPA 8330B
Instrument:	HPLC5	**Calibration:**	21D0006	**Sequence:**	S1C0592
File ID:	5L028035.D	**Units:**	ug/L	**Analyst:**	JWR

Analyte	Response	Limit	Q	Expected	Found	% Drift / % Diff	UCL	Q
1,2-Dinitrobenzene	0.2684934			500	478	-4.5	20	
1,3-Dinitrobenzene	0.5286758			500	480	-4.1	20	
2,4,6-Trinitrotoluene	0.3734774			500	474	-5.2	20	
2,4-Dinitrotoluene	0.5208522			500	475	-4.9	20	
2,6-Dinitrotoluene	0.2484124			500	478	-4.4	20	
2-Amino-4,6-dinitrotoluene (2-am-dnt)	0.3199714			500	480	-4.0	20	
2-Nitrotoluene	0.209302			500	473	-5.3	20	
3-Nitrotoluene	0.2366518			500	474	-5.2	20	
4-Amino-2,6-dinitrotoluene	0.216037			500	476	-4.8	20	
4-Nitrotoluene	0.1771502			500	475	-5.0	20	

* - Does not meet acceptance criteria.

MICROBAC®

Laboratory Report Number: M1C0730
Client Project ID: Longhorn

Continuing Calibration Verification (CCV)
FORM VIIB

Laboratory ID:	S1D0115-CCV1	**Analyzed:**	04/07/21 11:27	**Method:**	EPA 8330B
Instrument:	HPLC5	**Calibration:**	21D0006	**Sequence:**	S1D0115
File ID:	5L028096.D	**Units:**	ug/L	**Analyst:**	ECL

Analyte	Response	Limit	Q	Expected	Found	% Drift / % Diff	UCL	Q
1,2-Dinitrobenzene	0.258645			500	460	-8.0	20	
1,3-Dinitrobenzene	0.5068284			500	460	-8.1	20	
2,4,6-Trinitrotoluene	0.3448628			500	437	-12.5	20	
2,4-Dinitrotoluene	0.501105			500	457	-8.5	20	
2,6-Dinitrotoluene	0.2321642			500	447	-10.6	20	
2-Amino-4,6-dinitrotoluene (2-am-dnt)	0.306099			500	459	-8.1	20	
2-Nitrotoluene	0.1990161			500	450	-10.0	20	
3-Nitrotoluene	0.226078			500	453	-9.5	20	
4-Amino-2,6-dinitrotoluene	0.2072734			500	457	-8.7	20	
4-Nitrotoluene	0.1683015			500	451	-9.7	20	

* - Does not meet acceptance criteria.

MICROBAC®

Laboratory Report Number: M1C0730
Client Project ID: Longhorn

Continuing Calibration Verification (CCV)
FORM VIIB

Laboratory ID:	S1D0115-CCV2	**Analyzed:**	04/07/21 16:45	**Method:**	EPA 8330B
Instrument:	HPLC5	**Calibration:**	21D0006	**Sequence:**	S1D0115
File ID:	5L028107.D	**Units:**	ug/L	**Analyst:**	ECL

Analyte	Response	Limit	Q	Expected	Found	% Drift / % Diff	UCL	Q
1,2-Dinitrobenzene	0.2647818			500	471	-5.8	20	
1,3-Dinitrobenzene	0.5126356			500	465	-7.0	20	
2,4,6-Trinitrotoluene	0.350828			500	445	-11.0	20	
2,4-Dinitrotoluene	0.5129944			500	468	-6.4	20	
2,6-Dinitrotoluene	0.234435			500	451	-9.7	20	
2-Amino-4,6-dinitrotoluene (2-am-dnt)	0.309953			500	465	-7.0	20	
2-Nitrotoluene	0.2003106			500	453	-9.4	20	
3-Nitrotoluene	0.2279934			500	456	-8.7	20	
4-Amino-2,6-dinitrotoluene	0.210515			500	464	-7.2	20	
4-Nitrotoluene	0.1700791			500	456	-8.8	20	

* - Does not meet acceptance criteria.

MICROBAC®

Laboratory Report Number: M1C0730
Client Project ID: Longhorn

Continuing Calibration Verification (CCV)
FORM VIIB

Laboratory ID:	S1D0115-CCV3	**Analyzed:**	04/07/21 21:55	**Method:**	EPA 8330B
Instrument:	HPLC5	**Calibration:**	21D0006	**Sequence:**	S1D0115
File ID:	5L028118.D	**Units:**	ug/L	**Analyst:**	ECL

Analyte	Response	Limit	Q	Expected	Found	% Drift / % Diff	UCL	Q
1,2-Dinitrobenzene	0.2688402			500	478	-4.3	20	
1,3-Dinitrobenzene	0.4909914			500	445	-10.9	20	
2,4,6-Trinitrotoluene	0.3430452			500	435	-13.0	20	
2,4-Dinitrotoluene	0.5254598			500	479	-4.1	20	
2,6-Dinitrotoluene	0.2244288			500	432	-13.6	20	
2-Amino-4,6-dinitrotoluene (2-am-dnt)	0.2929564			500	440	-12.1	20	
2-Nitrotoluene	0.1942636			500	439	-12.1	20	
3-Nitrotoluene	0.2219018			500	444	-11.1	20	
4-Amino-2,6-dinitrotoluene	0.202767			500	447	-10.6	20	
4-Nitrotoluene	0.1664409			500	446	-10.7	20	

* - Does not meet acceptance criteria.

MICROBAC®

Laboratory Report Number: M1C0730
Client Project ID: Longhorn

Continuing Calibration Verification (CCV)
FORM VIIB

Laboratory ID:	S1D0115-CCV4	**Analyzed:**	04/08/21 03:05	**Method:**	EPA 8330B
Instrument:	HPLC5	**Calibration:**	21D0006	**Sequence:**	S1D0115
File ID:	5L028129.D	**Units:**	ug/L	**Analyst:**	ECL

Analyte	Response	Limit	Q	Expected	Found	% Drift / % Diff	UCL	Q
1,2-Dinitrobenzene	0.2698222			500	480	-4.0	20	
1,3-Dinitrobenzene	0.4964448			500	450	-9.9	20	
2,4,6-Trinitrotoluene	0.3451952			500	438	-12.4	20	
2,4-Dinitrotoluene	0.5259486			500	480	-4.0	20	
2,6-Dinitrotoluene	0.2291042			500	441	-11.8	20	
2-Amino-4,6-dinitrotoluene (2-am-dnt)	0.2902802			500	436	-12.9	20	
2-Nitrotoluene	0.1962751			500	444	-11.2	20	
3-Nitrotoluene	0.2222254			500	445	-11.0	20	
4-Amino-2,6-dinitrotoluene	0.2026774			500	447	-10.7	20	
4-Nitrotoluene	0.1661147			500	446	-10.9	20	

* - Does not meet acceptance criteria.

MICROBAC®

Laboratory Report Number: M1C0730
Client Project ID: Longhorn

Continuing Calibration Verification (CCV)
FORM VIIB

Laboratory ID:	S1D0115-CCV5	**Analyzed:**	04/08/21 08:15	**Method:**	EPA 8330B
Instrument:	HPLC5	**Calibration:**	21D0006	**Sequence:**	S1D0115
File ID:	5L028140.D	**Units:**	ug/L	**Analyst:**	ECL

Analyte	Response	Limit	Q	Expected	Found	% Drift / % Diff	UCL	Q
1,2-Dinitrobenzene	0.2710596			500	482	-3.6	20	
1,3-Dinitrobenzene	0.497089			500	451	-9.8	20	
2,4,6-Trinitrotoluene	0.3486668			500	442	-11.6	20	
2,4-Dinitrotoluene	0.5376122			500	491	-1.9	20	
2,6-Dinitrotoluene	0.2316972			500	446	-10.8	20	
2-Amino-4,6-dinitrotoluene (2-am-dnt)	0.2970518			500	446	-10.9	20	
2-Nitrotoluene	0.1940853			500	439	-12.2	20	
3-Nitrotoluene	0.2209482			500	442	-11.5	20	
4-Amino-2,6-dinitrotoluene	0.207251			500	457	-8.7	20	
4-Nitrotoluene	0.1659533			500	445	-11.0	20	

* - Does not meet acceptance criteria.

MICROBAC®

Laboratory Report Number: M1C0730
Client Project ID: Longhorn

Continuing Calibration Verification (CCV)
FORM VIIB

Laboratory ID:	S1D0144-CCV1	**Analyzed:**	04/08/21 12:15	**Method:**	EPA 8330B
Instrument:	HPLC5	**Calibration:**	21D0006	**Sequence:**	S1D0144
File ID:	5L028141.D	**Units:**	ug/L	**Analyst:**	ECL

Analyte	Response	Limit	Q	Expected	Found	% Drift / % Diff	UCL	Q
1,2-Dinitrobenzene	0.3076942			500	547	9.5	20	
1,3-Dinitrobenzene	0.5455584			500	495	-1.0	20	
2,4,6-Trinitrotoluene	0.3926828			500	498	-0.4	20	
2,4-Dinitrotoluene	0.615267			500	561	12.3	20	
2,6-Dinitrotoluene	0.2497208			500	481	-3.9	20	
2-Amino-4,6-dinitrotoluene (2-am-dnt)	0.3297792			500	495	-1.0	20	
2-Nitrotoluene	0.221559			500	501	0.2	20	
3-Nitrotoluene	0.2514628			500	503	0.7	20	
4-Amino-2,6-dinitrotoluene	0.2274624			500	501	0.2	20	
4-Nitrotoluene	0.1912001			500	513	2.5	20	

* - Does not meet acceptance criteria.

MICROBAC®

Laboratory Report Number: M1C0730
Client Project ID: Longhorn

Continuing Calibration Verification (CCV)
FORM VIIB

Laboratory ID:	S1D0144-CCV2	**Analyzed:**	04/08/21 17:27	**Method:**	EPA 8330B
Instrument:	HPLC5	**Calibration:**	21D0006	**Sequence:**	S1D0144
File ID:	5L028152.D	**Units:**	ug/L	**Analyst:**	ECL

Analyte	Response	Limit	Q	Expected	Found	% Drift / % Diff	UCL	Q
1,2-Dinitrobenzene	0.3011348			500	536	7.1	20	
1,3-Dinitrobenzene	0.4998422			500	453	-9.3	20	
2,4,6-Trinitrotoluene	0.3676266			500	466	-6.7	20	
2,4-Dinitrotoluene	0.6017016			500	549	9.8	20	
2,6-Dinitrotoluene	0.2398204			500	462	-7.7	20	
2-Amino-4,6-dinitrotoluene (2-am-dnt)	0.2965704			500	445	-11.0	20	
2-Nitrotoluene	0.2051358			500	464	-7.2	20	
3-Nitrotoluene	0.233152			500	467	-6.6	20	
4-Amino-2,6-dinitrotoluene	0.2106654			500	464	-7.2	20	
4-Nitrotoluene	0.1782094			500	478	-4.4	20	

* - Does not meet acceptance criteria.

MICROBAC®

Laboratory Report Number: M1C0730
Client Project ID: Longhorn

Continuing Calibration Verification (CCV)
FORM VIIB

Laboratory ID:	S1D0144-CCV3	**Analyzed:**	04/08/21 22:37	**Method:**	EPA 8330B
Instrument:	HPLC5	**Calibration:**	21D0006	**Sequence:**	S1D0144
File ID:	5L028163.D	**Units:**	ug/L	**Analyst:**	ECL

Analyte	Response	Limit	Q	Expected	Found	% Drift / % Diff	UCL	Q
1,2-Dinitrobenzene	0.2917498			500	519	3.8	20	
1,3-Dinitrobenzene	0.4819534			500	437	-12.6	20	
2,4,6-Trinitrotoluene	0.3501354			500	444	-11.2	20	
2,4-Dinitrotoluene	0.5806174			500	530	6.0	20	
2,6-Dinitrotoluene	0.2294366			500	442	-11.7	20	
2-Amino-4,6-dinitrotoluene (2-am-dnt)	0.2843362			500	427	-14.7	20	
2-Nitrotoluene	0.1987188			500	449	-10.1	20	
3-Nitrotoluene	0.2261004			500	453	-9.5	20	
4-Amino-2,6-dinitrotoluene	0.2009268			500	443	-11.4	20	
4-Nitrotoluene	0.1729181			500	464	-7.3	20	

* - Does not meet acceptance criteria.

MICROBAC®

Laboratory Report Number: M1C0730
Client Project ID: Longhorn

Continuing Calibration Verification (CCV)
FORM VIIB

Laboratory ID:	S1D0144-CCV4	**Analyzed:**	04/09/21 03:47	**Method:**	EPA 8330B
Instrument:	HPLC5	**Calibration:**	21D0006	**Sequence:**	S1D0144
File ID:	5L028174.D	**Units:**	ug/L	**Analyst:**	ECL

Analyte	Response	Limit	Q	Expected	Found	% Drift / % Diff	UCL	Q
1,2-Dinitrobenzene	0.3227776			500	574	14.8	20	
1,3-Dinitrobenzene	0.5206278			500	472	-5.6	20	
2,4,6-Trinitrotoluene	0.3836808			500	487	-2.6	20	
2,4-Dinitrotoluene	0.6539874			500	597	19.4	20	
2,6-Dinitrotoluene	0.2469088			500	475	-4.9	20	
2-Amino-4,6-dinitrotoluene (2-am-dnt)	0.3021138			500	453	-9.3	20	
2-Nitrotoluene	0.217359			500	492	-1.7	20	
3-Nitrotoluene	0.2468956			500	494	-1.1	20	
4-Amino-2,6-dinitrotoluene	0.2130686			500	469	-6.1	20	
4-Nitrotoluene	0.1897018			500	509	1.7	20	

* - Does not meet acceptance criteria.

MICROBAC®

Laboratory Report Number: M1C0730
Client Project ID: Longhorn

Continuing Calibration Verification (CCV)
FORM VIIB

Laboratory ID:	S1D0166-CCV1	**Analyzed:**	04/09/21 13:46	**Method:**	EPA 8330B
Instrument:	HPLC5	**Calibration:**	21D0006	**Sequence:**	S1D0166
File ID:	5L028184.D	**Units:**	ug/L	**Analyst:**	ECL

Analyte	Response	Limit	Q	Expected	Found	% Drift / % Diff	UCL	Q
1,2-Dinitrobenzene	0.2813528			500	501	0.1	20	
1,3-Dinitrobenzene	0.4721766			500	428	-14.4	20	
2,4,6-Trinitrotoluene	0.365209			500	463	-7.3	20	
2,4-Dinitrotoluene	0.6025912			500	550	10.0	20	
2,6-Dinitrotoluene	0.2241864			500	432	-13.7	20	
2-Amino-4,6-dinitrotoluene (2-am-dnt)	0.2979438			500	447	-10.6	20	
2-Nitrotoluene	0.1988849			500	450	-10.0	20	
3-Nitrotoluene	0.22897			500	458	-8.3	20	
4-Amino-2,6-dinitrotoluene	0.2158434			500	476	-4.9	20	
4-Nitrotoluene	0.173575			500	466	-6.9	20	

* - Does not meet acceptance criteria.

MICROBAC®

Laboratory Report Number: M1C0730
Client Project ID: Longhorn

Continuing Calibration Verification (CCV)
FORM VIIB

Laboratory ID:	S1D0166-CCV2	**Analyzed:**	04/09/21 16:12	**Method:**	EPA 8330B
Instrument:	HPLC5	**Calibration:**	21D0006	**Sequence:**	S1D0166
File ID:	5L028195.D	**Units:**	ug/L	**Analyst:**	ECL

Analyte	Response	Limit	Q	Expected	Found	% Drift / % Diff	UCL	Q
1,2-Dinitrobenzene	0.281505			500	501	0.2	20	
1,3-Dinitrobenzene	0.4736548			500	430	-14.1	20	
2,4,6-Trinitrotoluene	0.368924			500	468	-6.4	20	
2,4-Dinitrotoluene	0.607093			500	554	10.8	20	
2,6-Dinitrotoluene	0.2249352			500	433	-13.4	20	
2-Amino-4,6-dinitrotoluene (2-am-dnt)	0.3008858			500	451	-9.7	20	
2-Nitrotoluene	0.1964716			500	444	-11.1	20	
3-Nitrotoluene	0.2276302			500	456	-8.9	20	
4-Amino-2,6-dinitrotoluene	0.2179066			500	480	-4.0	20	
4-Nitrotoluene	0.1714664			500	460	-8.0	20	

* - Does not meet acceptance criteria.

MICROBAC®

Laboratory Report Number: M1C0730
Client Project ID: Longhorn

Continuing Calibration Verification (CCV)
FORM VIIB

Laboratory ID:	S1D0166-CCV3	**Analyzed:**	04/09/21 21:57	**Method:**	EPA 8330B
Instrument:	HPLC5	**Calibration:**	21D0006	**Sequence:**	S1D0166
File ID:	5L028206.D	**Units:**	ug/L	**Analyst:**	ECL

Analyte	Response	Limit	Q	Expected	Found	% Drift / % Diff	UCL	Q
1,2-Dinitrobenzene	0.285413			500	508	1.5	20	
1,3-Dinitrobenzene	0.4683224			500	425	-15.1	20	
2,4,6-Trinitrotoluene	0.3665638			500	465	-7.0	20	
2,4-Dinitrotoluene	0.5994728			500	547	9.4	20	
2,6-Dinitrotoluene	0.2308026			500	444	-11.1	20	
2-Amino-4,6-dinitrotoluene (2-am-dnt)	0.293231			500	440	-12.0	20	
2-Nitrotoluene	0.1897704			500	429	-14.2	20	
3-Nitrotoluene	0.2171384			500	435	-13.1	20	
4-Amino-2,6-dinitrotoluene	0.2169268			500	478	-4.4	20	
4-Nitrotoluene	0.1619215			500	434	-13.1	20	

* - Does not meet acceptance criteria.

MICROBAC®

Laboratory Report Number: M1C0730
Client Project ID: Longhorn

Continuing Calibration Verification (CCV)
FORM VIIB

Laboratory ID:	S1D0166-CCV4	**Analyzed:**	04/10/21 03:07	**Method:**	EPA 8330B
Instrument:	HPLC5	**Calibration:**	21D0006	**Sequence:**	S1D0166
File ID:	5L028217.D	**Units:**	ug/L	**Analyst:**	ECL

Analyte	Response	Limit	Q	Expected	Found	% Drift / % Diff	UCL	Q
1,2-Dinitrobenzene	0.2747358			500	489	-2.2	20	
1,3-Dinitrobenzene	0.4570208			500	414	-17.1	20	
2,4,6-Trinitrotoluene	0.3548232			500	450	-10.0	20	
2,4-Dinitrotoluene	0.5846656			500	534	6.7	20	
2,6-Dinitrotoluene	0.2284172			500	440	-12.1	20	
2-Amino-4,6-dinitrotoluene (2-am-dnt)	0.2785124			500	418	-16.4	20	
2-Nitrotoluene	0.1839114			500	416	-16.8	20	
3-Nitrotoluene	0.2068324			500	414	-17.2	20	
4-Amino-2,6-dinitrotoluene	0.209619			500	462	-7.6	20	
4-Nitrotoluene	0.1522235			500	408	-18.3	20	

* - Does not meet acceptance criteria.

MICROBAC®

Laboratory Report Number: M1C0730
Client Project ID: Longhorn

Continuing Calibration Verification (CCV)
FORM VIIB

Laboratory ID:	S1D0166-CCV5	**Analyzed:**	04/10/21 07:49	**Method:**	EPA 8330B
Instrument:	HPLC5	**Calibration:**	21D0006	**Sequence:**	S1D0166
File ID:	5L028227.D	**Units:**	ug/L	**Analyst:**	ECL

Analyte	Response	Limit	Q	Expected	Found	% Drift / % Diff	UCL	Q
1,2-Dinitrobenzene	0.2716508			500	483	-3.3	20	
1,3-Dinitrobenzene	0.4590322			500	416	-16.7	20	
2,4,6-Trinitrotoluene	0.3526812			500	447	-10.5	20	
2,4-Dinitrotoluene	0.5838068			500	533	6.5	20	
2,6-Dinitrotoluene	0.2264708			500	436	-12.8	20	
2-Amino-4,6-dinitrotoluene (2-am-dnt)	0.2773808			500	416	-16.8	20	
2-Nitrotoluene	0.1898941			500	429	-14.1	20	
3-Nitrotoluene	0.2083848			500	417	-16.6	20	
4-Amino-2,6-dinitrotoluene	0.2076326			500	458	-8.5	20	
4-Nitrotoluene	0.1645083			500	441	-11.8	20	

* - Does not meet acceptance criteria.

MICROBAC®

Laboratory Report Number: M1C0730
Client Project ID: Longhorn

Continuing Calibration Verification (CCV)
FORM VIIB

Laboratory ID:	S1D0185-CCV1	**Analyzed:**	04/11/21 10:59	**Method:**	EPA 8330B
Instrument:	HPLC5	**Calibration:**	21D0006	**Sequence:**	S1D0185
File ID:	5L028276.D	**Units:**	ug/L	**Analyst:**	ECL

Analyte	Response	Limit	Q	Expected	Found	% Drift / % Diff	UCL	Q
1,2-Dinitrobenzene	0.2782438			500	495	-1.0	20	
1,3-Dinitrobenzene	0.465221			500	422	-15.6	20	
2,4,6-Trinitrotoluene	0.3335838			500	423	-15.4	20	
2,4-Dinitrotoluene	0.5687576			500	519	3.8	20	
2,6-Dinitrotoluene	0.2193552			500	422	-15.6	20	
2-Amino-4,6-dinitrotoluene (2-am-dnt)	0.2702046			500	405	-18.9	20	
2-Nitrotoluene	0.1944886			500	440	-12.0	20	
3-Nitrotoluene	0.2258654			500	452	-9.6	20	
4-Amino-2,6-dinitrotoluene	0.1934869			500	426	-14.7	20	
4-Nitrotoluene	0.1708159			500	458	-8.4	20	

* - Does not meet acceptance criteria.

MICROBAC®

Laboratory Report Number: M1C0730
Client Project ID: Longhorn

Continuing Calibration Verification (CCV)
FORM VIIB

Laboratory ID:	S1D0185-CCV2	**Analyzed:**	04/11/21 16:21	**Method:**	EPA 8330B
Instrument:	HPLC5	**Calibration:**	21D0006	**Sequence:**	S1D0185
File ID:	5L028287.D	**Units:**	ug/L	**Analyst:**	ECL

Analyte	Response	Limit	Q	Expected	Found	% Drift / % Diff	UCL	Q
1,2-Dinitrobenzene	0.3000642			500	534	6.8	20	
1,3-Dinitrobenzene	0.487891			500	443	-11.5	20	
2,4,6-Trinitrotoluene	0.3570886			500	453	-9.4	20	
2,4-Dinitrotoluene	0.6070576			500	554	10.8	20	
2,6-Dinitrotoluene	0.2212028			500	426	-14.8	20	
2-Amino-4,6-dinitrotoluene (2-am-dnt)	0.2963288			500	445	-11.1	20	
2-Nitrotoluene	0.2029768			500	459	-8.2	20	
3-Nitrotoluene	0.2350644			500	471	-5.9	20	
4-Amino-2,6-dinitrotoluene	0.204783			500	451	-9.7	20	
4-Nitrotoluene	0.1820757			500	488	-2.3	20	

* - Does not meet acceptance criteria.

MICROBAC®

Laboratory Report Number: M1C0730
Client Project ID: Longhorn

Continuing Calibration Verification (CCV)
FORM VIIB

Laboratory ID:	S1D0185-CCV3	**Analyzed:**	04/11/21 21:31	**Method:**	EPA 8330B
Instrument:	HPLC5	**Calibration:**	21D0006	**Sequence:**	S1D0185
File ID:	5L028298.D	**Units:**	ug/L	**Analyst:**	ECL

Analyte	Response	Limit	Q	Expected	Found	% Drift / % Diff	UCL	Q
1,2-Dinitrobenzene	0.2829118			500	503	0.7	20	
1,3-Dinitrobenzene	0.462863			500	420	-16.0	20	
2,4,6-Trinitrotoluene	0.3383292			500	429	-14.2	20	
2,4-Dinitrotoluene	0.5719404			500	522	4.4	20	
2,6-Dinitrotoluene	0.2126718			500	409	-18.1	20	
2-Amino-4,6-dinitrotoluene (2-am-dnt)	0.2850784			500	428	-14.4	20	
2-Nitrotoluene	0.190402			500	431	-13.9	20	
3-Nitrotoluene	0.219355			500	439	-12.2	20	
4-Amino-2,6-dinitrotoluene	0.1970261			500	434	-13.2	20	
4-Nitrotoluene	0.1708615			500	458	-8.4	20	

* - Does not meet acceptance criteria.

MICROBAC®

Laboratory Report Number: M1C0730
Client Project ID: Longhorn

Continuing Calibration Verification (CCV)
FORM VIIB

Laboratory ID:	S1D0185-CCV4	**Analyzed:**	04/12/21 02:41	**Method:**	EPA 8330B
Instrument:	HPLC5	**Calibration:**	21D0006	**Sequence:**	S1D0185
File ID:	5L028309.D	**Units:**	ug/L	**Analyst:**	ECL

Analyte	Response	Limit	Q	Expected	Found	% Drift / % Diff	UCL	Q
1,2-Dinitrobenzene	0.28341			500	504	0.8	20	
1,3-Dinitrobenzene	0.456202			500	414	-17.2	20	
2,4,6-Trinitrotoluene	0.3337458			500	423	-15.4	20	
2,4-Dinitrotoluene	0.56701			500	517	3.5	20	
2,6-Dinitrotoluene	0.211089			500	406	-18.7	20	
2-Amino-4,6-dinitrotoluene (2-am-dnt)	0.2790598			500	419	-16.2	20	
2-Nitrotoluene	0.1871297			500	423	-15.4	20	
3-Nitrotoluene	0.2184656			500	437	-12.5	20	
4-Amino-2,6-dinitrotoluene	0.1931593			500	426	-14.9	20	
4-Nitrotoluene	0.1689006			500	453	-9.4	20	

* - Does not meet acceptance criteria.

MICROBAC®

Laboratory Report Number: M1C0730
Client Project ID: Longhorn

Continuing Calibration Verification (CCV)
FORM VIIB

Laboratory ID:	S1D0185-CCV5	**Analyzed:**	04/12/21 07:23	**Method:**	EPA 8330B
Instrument:	HPLC5	**Calibration:**	21D0006	**Sequence:**	S1D0185
File ID:	5L028319.D	**Units:**	ug/L	**Analyst:**	ECL

Analyte	Response	Limit	Q	Expected	Found	% Drift / % Diff	UCL	Q
1,2-Dinitrobenzene	0.2797118			500	498	-0.5	20	
1,3-Dinitrobenzene	0.4508294			500	409	-18.2	20	
2,4,6-Trinitrotoluene	0.3290104			500	417	-16.6	20	
2,4-Dinitrotoluene	0.5636694			500	514	2.9	20	
2,6-Dinitrotoluene	0.2071388			500	425	-15.0	20	
2-Amino-4,6-dinitrotoluene (2-am-dnt)	0.2758878			500	414	-17.2	20	
2-Nitrotoluene	0.1868141			500	422	-15.5	20	
3-Nitrotoluene	0.216158			500	433	-13.4	20	
4-Amino-2,6-dinitrotoluene	0.1908028			500	421	-15.9	20	
4-Nitrotoluene	0.1681404			500	451	-9.8	20	

* - Does not meet acceptance criteria.

MICROBAC®

Laboratory Report Number: M1C0730
Client Project ID: Longhorn

Continuing Calibration Verification (CCV)
FORM VIIB

Laboratory ID:	S1D0185-CCV6	**Analyzed:**	04/12/21 12:27	**Method:**	EPA 8330B
Instrument:	HPLC5	**Calibration:**	21D0006	**Sequence:**	S1D0185
File ID:	5L028327.D	**Units:**	ug/L	**Analyst:**	ECL

Analyte	Response	Limit	Q	Expected	Found	% Drift / % Diff	UCL	Q
1,2-Dinitrobenzene	0.3272606			500	582	16.4	20	
1,3-Dinitrobenzene	0.5033062			500	456	-8.7	20	
2,4,6-Trinitrotoluene	0.3763866			500	477	-4.5	20	
2,4-Dinitrotoluene	0.673823			500	615	23.0	20	*
2,6-Dinitrotoluene	0.2366294			500	456	-8.9	20	
2-Amino-4,6-dinitrotoluene (2-am-dnt)	0.296835			500	445	-10.9	20	
2-Nitrotoluene	0.220778			500	499	-0.1	20	
3-Nitrotoluene	0.2541904			500	509	1.8	20	
4-Amino-2,6-dinitrotoluene	0.2076972			500	458	-8.5	20	
4-Nitrotoluene	0.1984773			500	532	6.4	20	

* - Does not meet acceptance criteria.

MICROBAC®

Laboratory Report Number: M1C0730
Client Project ID: Longhorn

Continuing Calibration Verification (CCV)
FORM VIIB

Laboratory ID:	S1D0205-CCV1	**Analyzed:**	04/12/21 16:20	**Method:**	EPA 8330B
Instrument:	HPLC6	**Calibration:**	21D0007	**Sequence:**	S1D0205
File ID:	6L0008581.D	**Units:**	ug/L	**Analyst:**	ECL

Analyte	Response	Limit	Q	Expected	Found	% Drift / % Diff	UCL	Q
1,2-Dinitrobenzene	0.2673496			500	506	1.2	20	
1,3-Dinitrobenzene	0.5917126			500	506	1.1	20	
2,4,6-Trinitrotoluene	0.3916904			500	489	-2.2	20	
2,4-Dinitrotoluene	0.5293878			500	502	0.4	20	
2,6-Dinitrotoluene	0.2645122			500	498	-0.3	20	
2-Amino-4,6-dinitrotoluene (2-am-dnt)	0.3616698			500	505	1.0	20	
2-Nitrotoluene	0.2262478			500	504	0.8	20	
3-Nitrotoluene	0.254119			500	509	1.8	20	
4-Amino-2,6-dinitrotoluene	0.2356972			500	503	0.7	20	
4-Nitrotoluene	0.1826755			500	498	-0.4	20	

* - Does not meet acceptance criteria.

MICROBAC®

Laboratory Report Number: M1C0730
Client Project ID: Longhorn

Continuing Calibration Verification (CCV)
FORM VIIB

Laboratory ID:	S1D0205-CCV2	**Analyzed:**	04/13/21 01:46	**Method:**	EPA 8330B
Instrument:	HPLC6	**Calibration:**	21D0007	**Sequence:**	S1D0205
File ID:	6L0008590.D	**Units:**	ug/L	**Analyst:**	JWR

Analyte	Response	Limit	Q	Expected	Found	% Drift / % Diff	UCL	Q
1,2-Dinitrobenzene	0.2517598			500	476	-4.7	20	
1,3-Dinitrobenzene	0.5556842			500	475	-5.0	20	
2,4,6-Trinitrotoluene	0.3599172			500	449	-10.2	20	
2,4-Dinitrotoluene	0.4910458			500	466	-6.9	20	
2,6-Dinitrotoluene	0.2452138			500	462	-7.6	20	
2-Amino-4,6-dinitrotoluene (2-am-dnt)	0.337969			500	472	-5.6	20	
2-Nitrotoluene	0.2084622			500	465	-7.1	20	
3-Nitrotoluene	0.2345476			500	470	-6.1	20	
4-Amino-2,6-dinitrotoluene	0.2204302			500	471	-5.8	20	
4-Nitrotoluene	0.1689803			500	461	-7.9	20	

* - Does not meet acceptance criteria.

MICROBAC®

Laboratory Report Number: M1C0730
Client Project ID: Longhorn

Continuing Calibration Verification (CCV)
FORM VIIB

Laboratory ID:	S1D0205-CCV3	**Analyzed:**	04/13/21 11:12	**Method:**	EPA 8330B
Instrument:	HPLC6	**Calibration:**	21D0007	**Sequence:**	S1D0205
File ID:	6L0008599.D	**Units:**	ug/L	**Analyst:**	JWR

Analyte	Response	Limit	Q	Expected	Found	% Drift / % Diff	UCL	Q
1,2-Dinitrobenzene	0.4590842			500	868	73.6	20	*
1,3-Dinitrobenzene	0.7466368			500	638	27.6	20	*
2,4,6-Trinitrotoluene	0.3836568			500	479	-4.2	20	
2,4-Dinitrotoluene	0.5205136			500	494	-1.3	20	
2,6-Dinitrotoluene	0.2591264			500	488	-2.3	20	
2-Amino-4,6-dinitrotoluene (2-am-dnt)	0.3560756			500	497	-0.5	20	
2-Nitrotoluene	0.220488			500	491	-1.7	20	
3-Nitrotoluene	0.2491622			500	499	-0.2	20	
4-Amino-2,6-dinitrotoluene	0.2326296			500	497	-0.6	20	
4-Nitrotoluene	0.1797067			500	490	-2.0	20	

* - Does not meet acceptance criteria.

MICROBAC®

Laboratory Report Number: M1C0730
Client Project ID: Longhorn

Continuing Calibration Verification (CCV)
FORM VIIB

Laboratory ID:	S1D0205-CCV4	**Analyzed:**	04/13/21 20:37	**Method:**	EPA 8330B
Instrument:	HPLC6	**Calibration:**	21D0007	**Sequence:**	S1D0205
File ID:	6L0008608.D	**Units:**	ug/L	**Analyst:**	JWR

Analyte	Response	Limit	Q	Expected	Found	% Drift / % Diff	UCL	Q
1,2-Dinitrobenzene	0.262932			500	498	-0.5	20	
1,3-Dinitrobenzene	0.568678			500	486	-2.8	20	
2,4,6-Trinitrotoluene	0.3824452			500	477	-4.5	20	
2,4-Dinitrotoluene	0.5173688			500	491	-1.9	20	
2,6-Dinitrotoluene	0.2504144			500	472	-5.6	20	
2-Amino-4,6-dinitrotoluene (2-am-dnt)	0.3570374			500	499	-0.2	20	
2-Nitrotoluene	0.2196582			500	490	-2.1	20	
3-Nitrotoluene	0.2517852			500	504	0.8	20	
4-Amino-2,6-dinitrotoluene	0.227059			500	485	-3.0	20	
4-Nitrotoluene	0.1793024			500	489	-2.2	20	

* - Does not meet acceptance criteria.

MICROBAC®

Laboratory Report Number: M1C0730
Client Project ID: Longhorn

Continuing Calibration Verification (CCV)
FORM VIIB

Laboratory ID:	S1D0218-CCV1	**Analyzed:**	04/12/21 19:15	**Method:**	EPA 8330B
Instrument:	HPLC5	**Calibration:**	21D0006	**Sequence:**	S1D0218
File ID:	5L028331.D	**Units:**	ug/L	**Analyst:**	JWR

Analyte	Response	Limit	Q	Expected	Found	% Drift / % Diff	UCL	Q
1,2-Dinitrobenzene	0.3115952			500	554	10.9	20	
1,3-Dinitrobenzene	0.4745626			500	430	-13.9	20	
2,4,6-Trinitrotoluene	0.358691			500	455	-9.0	20	
2,4-Dinitrotoluene	0.6232944			500	569	13.8	20	
2,6-Dinitrotoluene	0.2303328			500	443	-11.3	20	
2-Amino-4,6-dinitrotoluene (2-am-dnt)	0.2865676			500	430	-14.0	20	
2-Nitrotoluene	0.2079132			500	470	-5.9	20	
3-Nitrotoluene	0.2403048			500	481	-3.8	20	
4-Amino-2,6-dinitrotoluene	0.2027864			500	447	-10.6	20	
4-Nitrotoluene	0.1867806			500	501	0.2	20	

* - Does not meet acceptance criteria.

MICROBAC®

Laboratory Report Number: M1C0730
Client Project ID: Longhorn

Continuing Calibration Verification (CCV)
FORM VIIB

Laboratory ID:	S1D0218-CCV2	**Analyzed:**	04/13/21 00:24	**Method:**	EPA 8330B
Instrument:	HPLC5	**Calibration:**	21D0006	**Sequence:**	S1D0218
File ID:	5L028342.D	**Units:**	ug/L	**Analyst:**	JWR

Analyte	Response	Limit	Q	Expected	Found	% Drift / % Diff	UCL	Q
1,2-Dinitrobenzene	0.291044			500	518	3.5	20	
1,3-Dinitrobenzene	0.447334			500	406	-18.9	20	
2,4,6-Trinitrotoluene	0.3369518			500	427	-14.5	20	
2,4-Dinitrotoluene	0.5844224			500	533	6.7	20	
2,6-Dinitrotoluene	0.2248398			500	433	-13.4	20	
2-Amino-4,6-dinitrotoluene (2-am-dnt)	0.2683002			500	403	-19.5	20	
2-Nitrotoluene	0.1899565			500	430	-14.1	20	
3-Nitrotoluene	0.2206966			500	442	-11.6	20	
4-Amino-2,6-dinitrotoluene	0.1938152			500	427	-14.6	20	
4-Nitrotoluene	0.1720636			500	461	-7.7	20	

* - Does not meet acceptance criteria.

MICROBAC®

Laboratory Report Number: M1C0730
Client Project ID: Longhorn

Continuing Calibration Verification (CCV)
FORM VIIB

Laboratory ID:	S1D0218-CCV3	**Analyzed:**	04/13/21 05:35	**Method:**	EPA 8330B
Instrument:	HPLC5	**Calibration:**	21D0006	**Sequence:**	S1D0218
File ID:	5L028353.D	**Units:**	ug/L	**Analyst:**	JWR

Analyte	Response	Limit	Q	Expected	Found	% Drift / % Diff	UCL	Q
1,2-Dinitrobenzene	0.288159			500	513	2.5	20	
1,3-Dinitrobenzene	0.4467976			500	405	-19.0	20	
2,4,6-Trinitrotoluene	0.3516148			500	446	-10.8	20	
2,4-Dinitrotoluene	0.586043			500	535	7.0	20	
2,6-Dinitrotoluene	0.2275162			500	438	-12.4	20	
2-Amino-4,6-dinitrotoluene (2-am-dnt)	0.2696288			500	405	-19.1	20	
2-Nitrotoluene	0.1883894			500	426	-14.8	20	
3-Nitrotoluene	0.2189026			500	438	-12.3	20	
4-Amino-2,6-dinitrotoluene	0.2022722			500	446	-10.9	20	
4-Nitrotoluene	0.1711962			500	459	-8.2	20	

* - Does not meet acceptance criteria.

MICROBAC®

Section A:
HPLC Organics
EPA 8330B
Batch / Sequence Raw Data

Microbac Laboratories, Inc.
158 Starlite Drive | Marietta, OH 45750 | 800.373.4071 | www.microbac.com

A-Zone

Analyte	M1C0583-01 03/09/21 HPLC5	B1C0516 03/10/21 HPLC6	ug/L %RPD	Q
1,3,5-Trinitrobenzene	1.89	1.69	11.17318436	
1,3-Dinitrobenzene	ND	ND	#VALUE!	#VALUE!
2,4,6-Trinitrotoluene	ND	ND	#VALUE!	#VALUE!
4-Amino-2,6-Dinitrotoluene	ND	ND	#VALUE!	#VALUE!
2-Amino-4,6-Dinitrotoluene	ND	ND	#VALUE!	#VALUE!
2,6-Dinitrotoluene	ND	ND	#VALUE!	#VALUE!
2,4-Dinitrotoluene	ND	ND	#VALUE!	#VALUE!

A-Zone

Analyte	M1C1526-01 03/31/21 HPLC5	B1C1211 04/02/21 HPLC6	ug/L %RPD	Q
1,3,5-Trinitrobenzene	1.62	1.58	2.5	
1,3-Dinitrobenzene	ND	ND	#VALUE!	#VALUE!
2,4,6-Trinitrotoluene	ND	ND	#VALUE!	#VALUE!
4-Amino-2,6-Dinitrotoluene	ND	ND	#VALUE!	#VALUE!
2-Amino-4,6-Dinitrotoluene	ND	ND	#VALUE!	#VALUE!
2,6-Dinitrotoluene	ND	ND	#VALUE!	#VALUE!
2,4-Dinitrotoluene	ND	ND	#VALUE!	#VALUE!

Longhorn

Analyte	Sample Number M1C0730-43 4/9/2021 HPLC5	Prep Batch B1C1074 4/12/2021 HPLC6	Units ug/kg %RPD	Q
1,3-Dinitrobenzene	ND	ND	#VALUE!	#VALUE!
2,4,6-Trinitrotoluene	621	639	2.857142857	
4-Amino-2,6-Dinitrotoluene	ND	ND	#VALUE!	#VALUE!
2-Amino-4,6-Dinitrotoluene	ND	ND	#VALUE!	#VALUE!
2,6-Dinitrotoluene	ND	ND	#VALUE!	#VALUE!
2,4-Dinitrotoluene	770	787	2.183686577	
2-Nitrotoluene	ND	ND	#VALUE!	#VALUE!
4-Nitrotoluene	ND	ND	#VALUE!	#VALUE!
3-Nitrotoluene	ND	ND	#VALUE!	#VALUE!

Analyte	Sample Number M1C1285-21 4/11/2021 HPLC5	Prep Batch B1C1077 4/12/2021 HPLC6	Units ug/kg %RPD	Q
1,3-Dinitrobenzene	ND	ND	#VALUE!	#VALUE!
2,4,6-Trinitrotoluene	203	236	15.03416856	
4-Amino-2,6-Dinitrotoluene	ND	ND	#VALUE!	#VALUE!
2-Amino-4,6-Dinitrotoluene	ND	ND	#VALUE!	#VALUE!
2,6-Dinitrotoluene	ND	ND	#VALUE!	#VALUE!
2,4-Dinitrotoluene	ND	ND	#VALUE!	#VALUE!
2-Nitrotoluene	ND	ND	#VALUE!	#VALUE!
4-Nitrotoluene	ND	ND	#VALUE!	#VALUE!
3-Nitrotoluene	ND	ND	#VALUE!	#VALUE!

Analyte	Sample Number M1C1286-17 4/11/2021 HPLC5	Prep Batch B1C1077 4/12/2021 HPLC6	Units ug/kg %RPD	Q
1,3-Dinitrobenzene	ND	ND	#VALUE!	#VALUE!
2,4,6-Trinitrotoluene	9140	9190	0.545553737	
4-Amino-2,6-Dinitrotoluene	ND	ND	#VALUE!	#VALUE!
2-Amino-4,6-Dinitrotoluene	ND	ND	#VALUE!	#VALUE!
2,6-Dinitrotoluene	ND	ND	#VALUE!	#VALUE!
2,4-Dinitrotoluene	ND	ND	#VALUE!	#VALUE!
2-Nitrotoluene	ND	ND	#VALUE!	#VALUE!
4-Nitrotoluene	ND	ND	#VALUE!	#VALUE!
3-Nitrotoluene	ND	ND	#VALUE!	#VALUE!

Analyte	Sample Number M1C1286-18 4/11/2021 HPLC5	Prep Batch B1C1077 4/12/2021 HPLC6	Units ug/kg %RPD	Q
1,3-Dinitrobenzene	ND	ND	#VALUE!	#VALUE!
2,4,6-Trinitrotoluene	7340	7910	7.475409836	
4-Amino-2,6-Dinitrotoluene	ND	ND	#VALUE!	#VALUE!
2-Amino-4,6-Dinitrotoluene	ND	ND	#VALUE!	#VALUE!
2,6-Dinitrotoluene	ND	ND	#VALUE!	#VALUE!
2,4-Dinitrotoluene	ND	ND	#VALUE!	#VALUE!
2-Nitrotoluene	ND	ND	#VALUE!	#VALUE!
4-Nitrotoluene	ND	ND	#VALUE!	#VALUE!
3-Nitrotoluene	ND	ND	#VALUE!	#VALUE!

Analyte	Sample Number M1C1286-19 4/11/2021 HPLC5	Prep Batch B1C1077 4/12/2021 HPLC6	Units ug/kg %RPD	Q
1,3-Dinitrobenzene	ND	ND	#VALUE!	#VALUE!
2,4,6-Trinitrotoluene	6250	6490	3.767660911	
4-Amino-2,6-Dinitrotoluene	ND	ND	#VALUE!	#VALUE!
2-Amino-4,6-Dinitrotoluene	ND	ND	#VALUE!	#VALUE!
2,6-Dinitrotoluene	ND	ND	#VALUE!	#VALUE!
2,4-Dinitrotoluene	ND	ND	#VALUE!	#VALUE!
2-Nitrotoluene	ND	ND	#VALUE!	#VALUE!
4-Nitrotoluene	ND	ND	#VALUE!	#VALUE!
3-Nitrotoluene	ND	ND	#VALUE!	#VALUE!

Analyte	Sample Number M1C1286-20 4/11/2021 HPLC5	Prep Batch B1C1077 4/12/2021 HPLC6	Units ug/kg %RPD	Q
1,3-Dinitrobenzene	ND	ND	#VALUE!	#VALUE!
2,4,6-Trinitrotoluene	5570	5760	3.353927626	
4-Amino-2,6-Dinitrotoluene	ND	ND	#VALUE!	#VALUE!
2-Amino-4,6-Dinitrotoluene	ND	ND	#VALUE!	#VALUE!
2,6-Dinitrotoluene	ND	ND	#VALUE!	#VALUE!
2,4-Dinitrotoluene	ND	ND	#VALUE!	#VALUE!
2-Nitrotoluene	ND	ND	#VALUE!	#VALUE!
4-Nitrotoluene	ND	ND	#VALUE!	#VALUE!
3-Nitrotoluene	ND	ND	#VALUE!	#VALUE!

Analyte	Sample Number M1C1286-21 4/11/2021 HPLC5	Prep Batch B1C1077 4/12/2021 HPLC6	Units ug/kg %RPD	Q
1,3-Dinitrobenzene	ND	ND	#VALUE!	#VALUE!
2,4,6-Trinitrotoluene	4870	5100	4.613841525	
4-Amino-2,6-Dinitrotoluene	ND	ND	#VALUE!	#VALUE!
2-Amino-4,6-Dinitrotoluene	ND	ND	#VALUE!	#VALUE!
2,6-Dinitrotoluene	ND	ND	#VALUE!	#VALUE!
2,4-Dinitrotoluene	ND	ND	#VALUE!	#VALUE!
2-Nitrotoluene	ND	ND	#VALUE!	#VALUE!
4-Nitrotoluene	ND	ND	#VALUE!	#VALUE!
3-Nitrotoluene	ND	ND	#VALUE!	#VALUE!

Analyte	Sample Number M1C1286-22 4/11/2021 HPLC5	Prep Batch B1C1077 4/12/2021 HPLC6	Units ug/kg %RPD	Q
1,3-Dinitrobenzene	ND	ND	#VALUE!	#VALUE!
2,4,6-Trinitrotoluene	26600	24400	8.62745098	
4-Amino-2,6-Dinitrotoluene	ND	ND	#VALUE!	#VALUE!
2-Amino-4,6-Dinitrotoluene	ND	ND	#VALUE!	#VALUE!
2,6-Dinitrotoluene	ND	ND	#VALUE!	#VALUE!
2,4-Dinitrotoluene	ND	ND	#VALUE!	#VALUE!
2-Nitrotoluene	ND	ND	#VALUE!	#VALUE!
4-Nitrotoluene	ND	ND	#VALUE!	#VALUE!
3-Nitrotoluene	ND	ND	#VALUE!	#VALUE!

Analyte	Sample Number M1C1286-23 4/11/2021 HPLC5	Prep Batch B1C1077 4/12/2021 HPLC6	Units ug/kg %RPD	Q
1,3-Dinitrobenzene	ND	ND	#VALUE!	#VALUE!
2,4,6-Trinitrotoluene	2320	2450	5.450733753	
4-Amino-2,6-Dinitrotoluene	ND	ND	#VALUE!	#VALUE!
2-Amino-4,6-Dinitrotoluene	ND	ND	#VALUE!	#VALUE!
2,6-Dinitrotoluene	ND	ND	#VALUE!	#VALUE!
2,4-Dinitrotoluene	ND	ND	#VALUE!	#VALUE!
2-Nitrotoluene	ND	ND	#VALUE!	#VALUE!
4-Nitrotoluene	ND	ND	#VALUE!	#VALUE!
3-Nitrotoluene	ND	ND	#VALUE!	#VALUE!

Analyte	Sample Number M1C1286-24 4/11/2021 HPLC5	Prep Batch B1C1077 4/12/2021 HPLC6	Units ug/kg %RPD	Q
1,3-Dinitrobenzene	ND	ND	#VALUE!	#VALUE!
2,4,6-Trinitrotoluene	3240	3390	4.524886878	
4-Amino-2,6-Dinitrotoluene	ND	ND	#VALUE!	#VALUE!
2-Amino-4,6-Dinitrotoluene	ND	ND	#VALUE!	#VALUE!
2,6-Dinitrotoluene	ND	ND	#VALUE!	#VALUE!
2,4-Dinitrotoluene	ND	ND	#VALUE!	#VALUE!
2-Nitrotoluene	ND	ND	#VALUE!	#VALUE!
4-Nitrotoluene	ND	ND	#VALUE!	#VALUE!
3-Nitrotoluene	ND	ND	#VALUE!	#VALUE!

Analyte	Sample Number M1C1286-25 4/11/2021 HPLC5	Prep Batch B1C1077 4/12/2021 HPLC6	Units ug/kg %RPD	Q
1,3-Dinitrobenzene	ND	ND	#VALUE!	#VALUE!
2,4,6-Trinitrotoluene	2770	2950	6.293706294	
4-Amino-2,6-Dinitrotoluene	ND	ND	#VALUE!	#VALUE!
2-Amino-4,6-Dinitrotoluene	ND	ND	#VALUE!	#VALUE!
2,6-Dinitrotoluene	ND	ND	#VALUE!	#VALUE!
2,4-Dinitrotoluene	ND	ND	#VALUE!	#VALUE!
2-Nitrotoluene	ND	ND	#VALUE!	#VALUE!
4-Nitrotoluene	ND	ND	#VALUE!	#VALUE!
3-Nitrotoluene	ND	ND	#VALUE!	#VALUE!

Analyte	Sample Number M1C1286-26 4/11/2021 HPLC5	Prep Batch B1C1077 4/12/2021 HPLC6	Units ug/kg %RPD	Q
1,3-Dinitrobenzene	ND	ND	#VALUE!	#VALUE!
2,4,6-Trinitrotoluene	626	655	4.527712724	
4-Amino-2,6-Dinitrotoluene	ND	ND	#VALUE!	#VALUE!
2-Amino-4,6-Dinitrotoluene	ND	ND	#VALUE!	#VALUE!
2,6-Dinitrotoluene	ND	ND	#VALUE!	#VALUE!
2,4-Dinitrotoluene	ND	ND	#VALUE!	#VALUE!
2-Nitrotoluene	ND	ND	#VALUE!	#VALUE!
4-Nitrotoluene	ND	ND	#VALUE!	#VALUE!
3-Nitrotoluene	ND	ND	#VALUE!	#VALUE!

MICROBAC

Laboratory Report Number: M1C0730

Client Project ID: Longhorn

BATCH LOG SUMMARY
SECTION A1

Batch: B1C0516
Matrix: Aqueous
Method: EPA 8330B
SOP: EXTNT01

Prepared: 3/9/2021 1:23:00PM
Prepared By: JDH

Laboratory ID	Client / Source ID	Initial	Final	pH					Spike(s)
B1C0516-BLK1		1000 mL	10.0 mL						
B1C0516-BS1		1000 mL	10.0 mL						1001023 500µL
B1C0516-BSD1		1000 mL	10.0 mL						1001023 500µL
M1C0730-47	EB03	1000 mL	10.0 mL						
M1C0730-48	EB04	1000 mL	10.0 mL						
M1C0730-49	EB05	980 mL	10.0 mL						
B1C0516-BLK2		1000 mL	10.0 mL						
B1C0516-BS2		1000 mL	10.0 mL						1001023 500µL
B1C0516-BSD2		1000 mL	10.0 mL						1001023 500µL

Standards used in the batch:

Standard ID	Description	Date Prepared	Prepared By
1001023	8330 SPK	2/14/2021 1:11:30PM	Justin Hesson

Surrogates used in the batch: **Surrogate Spiked 1:** 500.00 µL

Surrogate ID	Description	Prepared	Prepared By
0012835	8330 Surrogate	12/23/2020 11:51:00AM	Justin Hesson

MICROBAC

Laboratory Report Number: M1C0730

Client Project ID: Longhorn

BATCH LOG SUMMARY
SECTION A1

Batch: B1C0966
Matrix: Solid
Method: EPA 8330B
SOP: EXTNT02

Prepared: 3/16/2021 6:30:00PM
Prepared By: CPD

Laboratory ID	Client / Source ID	Initial	Final						Spike(s)
B1C0966-BLK1		10.0 g	40.0 mL						
B1C0966-BLK2		10.0 g	40.0 mL						
B1C0966-BS1		10.0 g	40.0 mL						1002200 1000µL
B1C0966-SRM1		9.94 g	40.0 mL						0011330 9940µL
M1C0730-01	29SB166 (3-4)	9.73 g	40.0 mL						
B1C0966-DUP1	M1C0730-01	10.1 g	40.0 mL						
B1C0966-DUP2	M1C0730-01	10.1 g	40.0 mL						
M1C0730-02	29SB166 (7-8)	10.2 g	40.0 mL						
M1C0730-03	29SB166 (11-12)	9.75 g	40.0 mL						
M1C0730-04	29SB166 (15-16)	10.1 g	40.0 mL						
M1C0730-05	29SB160 (3-4)	10.3 g	40.0 mL						
M1C0730-06	29SB160 (7-8)	9.64 g	40.0 mL						
M1C0730-07	29SB160 (11-12)	9.68 g	40.0 mL						
M1C0730-08	29SB160 (15-16)	10.1 g	40.0 mL						
M1C0730-09	29SB161 (3-4)	9.86 g	40.0 mL						
M1C0730-10	29SB161 (7-8)	10.1 g	40.0 mL						
B1C0966-MS1	M1C0730-10	10.1 g	40.0 mL						1002200 1000µL
B1C0966-MSD1	M1C0730-10	10.0 g	40.0 mL						1002200 1000µL
M1C0730-11	29SB161 (11-12)	9.84 g	40.0 mL						
M1C0730-12	29SB161 (15-16)	9.84 g	40.0 mL						
M1C0730-13	29SB153 (3-4)	10.1 g	40.0 mL						
M1C0730-14	29SB153 (7-8)	10.1 g	40.0 mL						
M1C0730-15	29SB153 (11-12)	9.94 g	40.0 mL						
M1C0730-16	29SB153 (15-16)	9.68 g	40.0 mL						
M1C0730-17	29SB140 (3-4)	10.2 g	40.0 mL						
M1C0730-18	29SB140 (7-8)	10.1 g	40.0 mL						
M1C0730-19	29SB140 (11-12)	9.90 g	40.0 mL						

Standards used in the batch:

Standard ID	Description	Date Prepared	Prepared By
0011330	DOD 8330 SRM	10/20/2020 2:22:14PM	Chris Hill
1002200	8330 SPK	3/11/2021 4:17:30PM	Justin Hesson

MICROBAC

Laboratory Report Number: M1C0730

Client Project ID: Longhorn

BATCH LOG SUMMARY
SECTION A1

Reagents used in the batch:

Reagent ID	Description	Prepared	Prepared By
0004314	Acetonitrile	4/20/2020 9:01:39AM	** Vendor **
1000054	HPLC Water	1/5/2021 10:47:23AM	** Vendor **
9001860	8330 BlankSoil	4/1/2019 11:05:57AM	Justin Hesson

Surrogates used in the batch: **Surrogate Spiked 1:** 1,000.00 µL

Surrogate ID	Description	Prepared	Prepared By
0012835	8330 Surrogate	12/23/2020 11:51:00AM	Justin Hesson

MICROBAC

Laboratory Report Number: M1C0730

Client Project ID: Longhorn

BATCH LOG SUMMARY
SECTION A1

Batch: B1C1016
Matrix: Solid
Method: EPA 8330B
SOP: EXTNT02

Prepared: 3/17/2021 5:00:00PM
Prepared By: CPD

Laboratory ID	Client / Source ID	Initial	Final						Spike(s)
B1C1016-BLK1		10.0 g	40.0 mL						
B1C1016-BLK2		10.0 g	40.0 mL						
B1C1016-BS1		10.0 g	40.0 mL						1002200 1000µL
B1C1016-SRM1		10.1 g	40.0 mL						0011330 10100µL
M1C0730-20	29SB140 (15-16)	10.2 g	40.0 mL						
B1C1016-DUP1	M1C0730-20	9.78 g	40.0 mL						
B1C1016-DUP2	M1C0730-20	10.5 g	40.0 mL						
M1C0730-21	29SB135 (11-12)	10.3 g	40.0 mL						
B1C1016-MS1	M1C0730-21	9.57 g	40.0 mL						1002200 1000µL
B1C1016-MSD1	M1C0730-21	9.61 g	40.0 mL						1002200 1000µL
M1C0730-22	29SB135 (15-16)	9.82 g	40.0 mL						
M1C0730-23	29SB136 (3-4)	10.2 g	40.0 mL						
M1C0730-24	29SB136 (7-8)	9.88 g	40.0 mL						
M1C0730-25	29SB136 (11-12)	10.0 g	40.0 mL						
M1C0730-26	29SB136 (15-16)	9.71 g	40.0 mL						
M1C0730-27	29SB162 (3-4)	10.1 g	40.0 mL						
M1C0730-28	29SB162 (7-8)	9.55 g	40.0 mL						
M1C0730-29	29SB162 (11-12)	10.2 g	40.0 mL						
M1C0730-30	29SB162 (15-16)	10.3 g	40.0 mL						
M1C0730-31	29SB164 (3-4)	10.5 g	40.0 mL						
M1C0730-32	29SB164 (7-8)	10.3 g	40.0 mL						
M1C0730-33	29SB164 (11-12)	10.3 g	40.0 mL						
M1C0730-34	29SB164 (15-16)	10.1 g	40.0 mL						
M1C0730-36	29SB163 (7-8)	9.82 g	40.0 mL						
M1C0730-37	29SB163 (11-12)	9.70 g	40.0 mL						
M1C0730-38	29SB163 (15-16)	10.0 g	40.0 mL						
M1C0730-39	29SB135 (3-4)	10.0 g	40.0 mL						
M1C0730-35	29SB163 (3-4)	10.1 g	40.0 mL						

Standards used in the batch:

Standard ID	Description	Date Prepared	Prepared By
0011330	DOD 8330 SRM	10/20/2020 2:22:14PM	Chris Hill
1002200	8330 SPK	3/11/2021 4:17:30PM	Justin Hesson

MICROBAC

Laboratory Report Number: M1C0730

Client Project ID: Longhorn

BATCH LOG SUMMARY
SECTION A1

Reagents used in the batch:

Reagent ID	Description	Prepared	Prepared By
0007695	Acetonitrile	7/23/2020 3:41:04PM	** Vendor **
1000054	HPLC Water	1/5/2021 10:47:23AM	** Vendor **
9001860	8330 BlankSoil	4/1/2019 11:05:57AM	Justin Hesson

Surrogates used in the batch: **Surrogate Spiked 1:** 1,000.00 µL

Surrogate ID	Description	Prepared	Prepared By
1002316	8330 Surrogate	3/16/2021 6:37:03PM	Justin Hesson

MICROBAC

Laboratory Report Number: M1C0730

Client Project ID: Longhorn

BATCH LOG SUMMARY
SECTION A1

Batch: B1C1074
Matrix: Solid
Method: EPA 8330B
SOP: EXTNT02

Prepared: 3/18/2021 11:45:00AM
Prepared By: CPD

Laboratory ID	Client / Source ID	Initial	Final						Spike(s)
B1C1074-BLK1		10.0 g	40.0 mL						
B1C1074-BLK2		10.0 g	40.0 mL						
B1C1074-BS1		10.0 g	40.0 mL						1002200 1000µL
B1C1074-SRM1		10.1 g	40.0 mL						0011330 10090µL
M1C0730-40	29SB135 (7-8)	10.1 g	40.0 mL						
B1C1074-MS1	M1C0730-40	10.1 g	40.0 mL						1002200 1000µL
B1C1074-MSD1	M1C0730-40	10.1 g	40.0 mL						1002200 1000µL
M1C0730-41	29SB151 (11-12)	10.1 g	40.0 mL						
B1C1074-DUP1	M1C0730-41	9.84 g	40.0 mL						
B1C1074-DUP2	M1C0730-41	9.78 g	40.0 mL						
M1C0730-42	29SB151 (15-16)	10.1 g	40.0 mL						
M1C0730-43	29SB152 (3-4)	10.2 g	40.0 mL						
M1C0730-44	29SB152 (7-8)	9.87 g	40.0 mL						
M1C0730-45	29SB152 (11-12)	10.1 g	40.0 mL						
M1C0730-46	29SB152 (15-16)	10.4 g	40.0 mL						
M1C0730-50	29SB149 (3-4)	9.63 g	40.0 mL						
M1C0730-51	29SB149 (7-8)	10.3 g	40.0 mL						
M1C0730-52	29SB149 (11-12)	10.4 g	40.0 mL						
M1C0730-53	29SB149 (15-16)	10.1 g	40.0 mL						
M1C0730-54	29SB150 (3-4)	10.1 g	40.0 mL						
M1C0730-55	29SB150 (7-8)	9.81 g	40.0 mL						
M1C0730-56	29SB150 (11-12)	9.90 g	40.0 mL						
M1C0730-57	29SB150 (15-16)	10.3 g	40.0 mL						
M1C0730-58	29SB151 (3-4)	10.4 g	40.0 mL						
M1C0730-59	29SB151 (7-8)	10.2 g	40.0 mL						
B1C1074-BLK3		10.0 g	40.0 mL						
B1C1074-BLK4		10.0 g	40.0 mL						
B1C1074-BS2		10.0 g	40.0 mL						1002200 1000µL
B1C1074-SRM2		10.1 g	40.0 mL						0011330 10090µL
M1C0730-40RE1	29SB135 (7-8)	10.1 g	40.0 mL						
M1C0730-43RE1	29SB152 (3-4)	10.2 g	40.0 mL						

MICROBAC

Laboratory Report Number: M1C0730

Client Project ID: Longhorn

BATCH LOG SUMMARY
SECTION A1

Standards used in the batch:

Standard ID	Description	Date Prepared	Prepared By
0011330	DOD 8330 SRM	10/20/2020 2:22:14PM	Chris Hill
1002200	8330 SPK	3/11/2021 4:17:30PM	Justin Hesson

Reagents used in the batch:

Reagent ID	Description	Prepared	Prepared By
0007695	Acetonitrile	7/23/2020 3:41:04PM	** Vendor **
1000054	HPLC Water	1/5/2021 10:47:23AM	** Vendor **
9001860	8330 BlankSoil	4/1/2019 11:05:57AM	Justin Hesson

Surrogates used in the batch: **Surrogate Spiked 1:** 1,000.00 µL

Surrogate ID	Description	Prepared	Prepared By
1002316	8330 Surrogate	3/16/2021 6:37:03PM	Justin Hesson

MICROBAC

Laboratory Report Number: M1C0730

Client Project ID: Longhorn

BATCH LOG SUMMARY
SECTION A1

Batch: B1D0537
Matrix: Solid
Method: EPA 8330B
SOP: EXTNT02

Prepared: 4/9/2021 2:23:00PM
Prepared By: JDH

Laboratory ID	Client / Source ID	Initial	Final						Spike(s)
B1D0537-BLK1		10.0 g	40.0 mL						
B1D0537-BLK2		10.0 g	40.0 mL						
B1D0537-BS1		10.0 g	40.0 mL						1002683 1000µL
B1D0537-BSD1		10.0 g	40.0 mL						1002683 1000µL
B1D0537-SRM1		9.88 g	40.0 mL						0011330 9880µL
M1C0730-31RE1	29SB164 (3-4)	9.85 g	40.0 mL						
B1D0537-DUP1	M1C0730-31RE1	9.65 g	40.0 mL						
B1D0537-DUP2	M1C0730-31RE1	9.90 g	40.0 mL						

Standards used in the batch:

Standard ID	Description	Date Prepared	Prepared By
0011330	DOD 8330 SRM	10/20/2020 2:22:14PM	Chris Hill
1002683	8330 SPK	3/23/2021 9:30:11AM	Jonna Haymaker

Reagents used in the batch:

Reagent ID	Description	Prepared	Prepared By
1000557	HPLC Water	7/31/2020 12:51:41PM	** Vendor **
1000558	Acetonitrile	7/1/2020 12:58:01PM	** Vendor **
9001860	8330 BlankSoil	4/1/2019 11:05:57AM	Justin Hesson

Surrogates used in the batch: **Surrogate Spiked 1:** 1,000.00 µL

Surrogate ID	Description	Prepared	Prepared By
1002202	8330 Surrogate	3/11/2021 4:46:09PM	Justin Hesson

MICROBAC®

Laboratory Report Number: M1C0730

Client Project ID: Longhorn

SEQUENCE LOG SUMMARY
SECTION A2

Sequence: S0E0403
Instrument: HPLC6
Calibration: 20E0017

Analyst 1: JWR
Method: EPA 8330B
SOP: HPLC02

#	File ID	Laboratory ID	Client ID	Analyzed	Reference	Standard
1	6L0007750.D	S0E0403-CAL1	Cal Standard	05/23/20 18:25		0005485
2	6L0007751.D	S0E0403-CAL2	Cal Standard	05/23/20 19:18		0005486
3	6L0007752.D	S0E0403-CAL3	Cal Standard	05/23/20 20:11		0005487
4	6L0007753.D	S0E0403-CAL4	Cal Standard	05/23/20 21:04		0005488
5	6L0007754.D	S0E0403-CAL5	Cal Standard	05/23/20 21:56		0005489
6	6L0007755.D	S0E0403-CAL6	Cal Standard	05/23/20 22:49		0005490
7	6L0007756.D	S0E0403-ICV1	Initial Cal Check	05/23/20 23:42		0005491
15	6L0007764.D	S0E0403-CCV1	Calibration Check	05/24/20 06:45		0005493

Sequence Standards

Standard ID	Description	Prepared	PreparedBy	Expires
0005485	8330 ICAL STD (2500ug/L)	05/22/2020	John Richards	08/22/2020
0005486	8330 ICAL STD (1000ug/L)	05/22/2020	John Richards	08/22/2020
0005487	8330 ICAL STD (500ug/L)	05/22/2020	John Richards	08/22/2020
0005488	8330 ICAL STD (100ug/L)	05/22/2020	John Richards	08/22/2020
0005489	8330 ICAL STD (50ug/L)	05/22/2020	John Richards	08/22/2020
0005490	8330 ICAL STD (25ug/L)	05/22/2020	John Richards	08/22/2020
0005491	8330 ICV (500ug/L)	05/22/2020	John Richards	08/22/2020
0005493	8330 HPLC Working CCV (500ug/L)	05/22/2020	John Richards	08/22/2020

MICROBAC®

Laboratory Report Number: M1C0730
Client Project ID: Longhorn

SEQUENCE LOG SUMMARY
SECTION A2

Sequence: S1B0260
Instrument: HPLC5
Calibration: 21B0020
Column #1 ID: Ultracarb 5u ODS
Column #2 ID: Pinnacle II C18

Analyst 1: JWR
Method: EPA 8330B
SOP: HPLC02

#	File ID	Laboratory ID	Client ID	Analyzed	Reference	Standard
1	5L027715.D	S1B0260-CAL1	Cal Standard	02/16/21 17:05		1001375
2	5L027716.D	S1B0260-CAL2	Cal Standard	02/16/21 17:28		1001376
3	5L027717.D	S1B0260-CAL3	Cal Standard	02/16/21 17:51		1001377
4	5L027718.D	S1B0260-CAL4	Cal Standard	02/16/21 18:14		1001378
5	5L027719.D	S1B0260-CAL5	Cal Standard	02/16/21 18:37		1001379
6	5L027720.D	S1B0260-CAL6	Cal Standard	02/16/21 19:01		1001380
7	5L027721.D	S1B0260-ICV1	Initial Cal Check	02/16/21 19:24		1001381

Sequence Standards

Standard ID	Description	Prepared	PreparedBy	Expires
1001375	8330 ICAL STD (2500ug/L)	02/16/2021	John Richards	05/16/2021
1001376	8330 ICAL STD (1000ug/L)	02/16/2021	John Richards	05/16/2021
1001377	8330 ICAL STD (500ug/L)	02/16/2021	John Richards	05/16/2021
1001378	8330 ICAL STD (100ug/L)	02/16/2021	John Richards	05/16/2021
1001379	8330 ICAL STD (50ug/L)	02/16/2021	John Richards	05/16/2021
1001380	8330 ICAL STD (25ug/L)	02/16/2021	John Richards	05/16/2021
1001381	8330 ICV (500ug/L)	02/16/2021	John Richards	05/16/2021

MICROBAC®

Laboratory Report Number: M1C0730

Client Project ID: Longhorn

SEQUENCE LOG SUMMARY
SECTION A2

Sequence: S1C0184
Instrument: HPLC5
Calibration: 21B0020
Column #1 ID: Ultracarb 5u ODS
Column #2 ID: Pinnacle II C18

Analyst 1: JWR
Method: EPA 8330B
SOP: HPLC02

#	File ID	Laboratory ID	Client ID	Analyzed	Reference	Standard
1	5L027793.D	S1C0184-CCV1	Calibration Check	03/09/21 16:02		1001385
2	5L027794.D	B1C0516-BLK1	Blank	03/09/21 16:53		
3	5L027795.D	B1C0516-BS1	LCS	03/09/21 17:31		
4	5L027796.D	B1C0516-BSD1	LCS Dup	03/09/21 18:10		
8	5L027800.D	M1C0730-47	EB03	03/09/21 20:42		
9	5L027801.D	M1C0730-48	EB04	03/09/21 21:21		
10	5L027802.D	M1C0730-49	EB05	03/09/21 21:59		
11	5L027803.D	S1C0184-CCV2	Calibration Check	03/09/21 22:37		1001385

Sequence Standards

Standard ID	Description	Prepared	PreparedBy	Expires
1001385	8330 HPLC Working CCV (500ug/L)	02/16/2021	John Richards	06/16/2021

MICROBAC®

Laboratory Report Number: M1C0730

Client Project ID: Longhorn

SEQUENCE LOG SUMMARY
SECTION A2

Sequence: S1C0199
Instrument: HPLC6
Calibration: 20E0017

Analyst 1: JWR
Method: EPA 8330B
SOP: HPLC02

#	File ID	Laboratory ID	Client ID	Analyzed	Reference	Standard
1	6L0008437.D	S1C0199-CCV1	Calibration Check	03/10/21 14:00		1001385
2	6L0008438.D	B1C0516-BLK2	Blank	03/10/21 15:44		
3	6L0008439.D	B1C0516-BS2	LCS	03/10/21 17:17		
4	6L0008440.D	B1C0516-BSD2	LCS Dup	03/10/21 18:49		
6	6L0008442.D	S1C0199-CCV2	Calibration Check	03/10/21 21:55		1001385

Sequence Standards

Standard ID	Description	Prepared	PreparedBy	Expires
1001385	8330 HPLC Working CCV (500ug/L)	02/16/2021	John Richards	06/16/2021

MICROBAC®

Laboratory Report Number: M1C0730

Client Project ID: Longhorn

SEQUENCE LOG SUMMARY
SECTION A2

Sequence: S1C0592
Instrument: HPLC5
Calibration: 21D0006
Column #1 ID: Ultracarb 5u ODS
Column #2 ID: Pinnacle II C18

Analyst 1: JWR
Method: EPA 8330B
SOP: HPLC02

#	File ID	Laboratory ID	Client ID	Analyzed	Reference	Standard
1	5L028018.D	S1C0592-CAL1	Cal Standard	03/31/21 17:19		1001375
2	5L028019.D	S1C0592-CAL2	Cal Standard	03/31/21 17:58		1001376
3	5L028020.D	S1C0592-CAL3	Cal Standard	03/31/21 18:36		1001377
4	5L028021.D	S1C0592-CAL4	Cal Standard	03/31/21 19:14		1001378
5	5L028022.D	S1C0592-CAL5	Cal Standard	03/31/21 19:52		1001379
6	5L028023.D	S1C0592-CAL6	Cal Standard	03/31/21 20:30		1001380
7	5L028024.D	S1C0592-ICV1	Initial Cal Check	03/31/21 21:09		1001381
18	5L028035.D	S1C0592-CCV1	Calibration Check	04/01/21 04:09		1001385

Sequence Standards

Standard ID	Description	Prepared	PreparedBy	Expires
1001375	8330 ICAL STD (2500ug/L)	02/16/2021	John Richards	05/16/2021
1001376	8330 ICAL STD (1000ug/L)	02/16/2021	John Richards	05/16/2021
1001377	8330 ICAL STD (500ug/L)	02/16/2021	John Richards	05/16/2021
1001378	8330 ICAL STD (100ug/L)	02/16/2021	John Richards	05/16/2021
1001379	8330 ICAL STD (50ug/L)	02/16/2021	John Richards	05/16/2021
1001380	8330 ICAL STD (25ug/L)	02/16/2021	John Richards	05/16/2021
1001381	8330 ICV (500ug/L)	02/16/2021	John Richards	05/16/2021
1001385	8330 HPLC Working CCV (500ug/L)	02/16/2021	John Richards	06/16/2021

MICROBAC®

Laboratory Report Number: M1C0730

Client Project ID: Longhorn

SEQUENCE LOG SUMMARY
SECTION A2

Sequence: S1C0593
Instrument: HPLC6
Calibration: 21D0007

Analyst 1: JWR
Method: EPA 8330B
SOP: HPLC02

#	File ID	Laboratory ID	Client ID	Analyzed	Reference	Standard
1	6L0008553.D	S1C0593-CAL1	Cal Standard	03/31/21 17:48		1001375
2	6L0008554.D	S1C0593-CAL2	Cal Standard	03/31/21 18:40		1001376
3	6L0008555.D	S1C0593-CAL3	Cal Standard	03/31/21 19:33		1001377
4	6L0008556.D	S1C0593-CAL4	Cal Standard	03/31/21 20:26		1001378
5	6L0008557.D	S1C0593-CAL5	Cal Standard	03/31/21 21:19		1001379
6	6L0008558.D	S1C0593-CAL6	Cal Standard	03/31/21 22:12		1001380
7	6L0008559.D	S1C0593-ICV1	Initial Cal Check	03/31/21 23:05		1001381

Sequence Standards

Standard ID	Description	Prepared	PreparedBy	Expires
1001375	8330 ICAL STD (2500ug/L)	02/16/2021	John Richards	05/16/2021
1001376	8330 ICAL STD (1000ug/L)	02/16/2021	John Richards	05/16/2021
1001377	8330 ICAL STD (500ug/L)	02/16/2021	John Richards	05/16/2021
1001378	8330 ICAL STD (100ug/L)	02/16/2021	John Richards	05/16/2021
1001379	8330 ICAL STD (50ug/L)	02/16/2021	John Richards	05/16/2021
1001380	8330 ICAL STD (25ug/L)	02/16/2021	John Richards	05/16/2021
1001381	8330 ICV (500ug/L)	02/16/2021	John Richards	05/16/2021

MICROBAC®

Laboratory Report Number: M1C0730
Client Project ID: Longhorn

SEQUENCE LOG SUMMARY
SECTION A2

Sequence: S1D0115
Instrument: HPLC5
Calibration: 21D0006
Column #1 ID: Ultracarb 5u ODS
Column #2 ID: Pinnacle II C18

Analyst 1: ECL
Method: EPA 8330B
SOP: HPLC02

#	File ID	Laboratory ID	Client ID	Analyzed	Reference	Standard
1	5L028096.D	S1D0115-CCV1	Calibration Check	04/07/21 11:27		1001385
12	5L028107.D	S1D0115-CCV2	Calibration Check	04/07/21 16:45		1001385
23	5L028118.D	S1D0115-CCV3	Calibration Check	04/07/21 21:55		1001385
24	5L028119.D	B1C0966-BLK1	Blank	04/07/21 22:23		
25	5L028120.D	B1C0966-BLK2	Blank	04/07/21 22:51		
26	5L028121.D	B1C0966-BS1	LCS	04/07/21 23:19		
27	5L028122.D	B1C0966-SRM1	Reference	04/07/21 23:47		
28	5L028123.D	M1C0730-01	29SB166 (3-4)	04/08/21 00:16		
29	5L028124.D	B1C0966-DUP1	29SB166 (3-4)	04/08/21 00:44	M1C0730-01	
30	5L028125.D	B1C0966-DUP2	29SB166 (3-4)	04/08/21 01:12	M1C0730-01	
31	5L028126.D	M1C0730-02	29SB166 (7-8)	04/08/21 01:40		
32	5L028127.D	M1C0730-03	29SB166 (11-12)	04/08/21 02:08		
33	5L028128.D	M1C0730-04	29SB166 (15-16)	04/08/21 02:37		
34	5L028129.D	S1D0115-CCV4	Calibration Check	04/08/21 03:05		1001385
35	5L028130.D	M1C0730-05	29SB160 (3-4)	04/08/21 03:33		
36	5L028131.D	M1C0730-06	29SB160 (7-8)	04/08/21 04:01		
37	5L028132.D	M1C0730-07	29SB160 (11-12)	04/08/21 04:29		
38	5L028133.D	M1C0730-08	29SB160 (15-16)	04/08/21 04:58		
39	5L028134.D	M1C0730-09	29SB161 (3-4)	04/08/21 05:26		
40	5L028135.D	M1C0730-10	29SB161 (7-8)	04/08/21 05:54		
41	5L028136.D	B1C0966-MS1	29SB161 (7-8)	04/08/21 06:22	M1C0730-10	
42	5L028137.D	B1C0966-MSD1	29SB161 (7-8)	04/08/21 06:50	M1C0730-10	
43	5L028138.D	M1C0730-11	29SB161 (11-12)	04/08/21 07:19		
44	5L028139.D	M1C0730-12	29SB161 (15-16)	04/08/21 07:47		
45	5L028140.D	S1D0115-CCV5	Calibration Check	04/08/21 08:15		1001385

Sequence Standards

Standard ID	Description	Prepared	PreparedBy	Expires
1001385	8330 HPLC Working CCV (500ug/L)	02/16/2021	John Richards	06/16/2021

MICROBAC®

Laboratory Report Number: M1C0730
Client Project ID: Longhorn

SEQUENCE LOG SUMMARY
SECTION A2

Sequence: S1D0144
Instrument: HPLC5
Calibration: 21D0006
Column #1 ID: Ultracarb 5u ODS
Column #2 ID: Pinnacle II C18

Analyst 1: ECL
Method: EPA 8330B
SOP: HPLC02

#	File ID	Laboratory ID	Client ID	Analyzed	Reference	Standard
1	5L028141.D	S1D0144-CCV1	Calibration Check	04/08/21 12:15		1001385
2	5L028142.D	B1C1016-BLK1	Blank	04/08/21 12:45		
3	5L028143.D	B1C1016-BLK2	Blank	04/08/21 13:14		
4	5L028144.D	B1C1016-BS1	LCS	04/08/21 13:42		
5	5L028145.D	B1C1016-SRM1	Reference	04/08/21 14:10		
6	5L028146.D	M1C0730-13	29SB153 (3-4)	04/08/21 14:38		
7	5L028147.D	M1C0730-14	29SB153 (7-8)	04/08/21 15:06		
8	5L028148.D	M1C0730-15	29SB153 (11-12)	04/08/21 15:34		
9	5L028149.D	M1C0730-16	29SB153 (15-16)	04/08/21 16:03		
10	5L028150.D	M1C0730-17	29SB140 (3-4)	04/08/21 16:31		
11	5L028151.D	M1C0730-18	29SB140 (7-8)	04/08/21 16:59		
12	5L028152.D	S1D0144-CCV2	Calibration Check	04/08/21 17:27		1001385
13	5L028153.D	M1C0730-19	29SB140 (11-12)	04/08/21 17:55		
14	5L028154.D	M1C0730-20	29SB140 (15-16)	04/08/21 18:24		
15	5L028155.D	B1C1016-DUP1	29SB140 (15-16)	04/08/21 18:52	M1C0730-20	
16	5L028156.D	B1C1016-DUP2	29SB140 (15-16)	04/08/21 19:20	M1C0730-20	
17	5L028157.D	M1C0730-21	29SB135 (11-12)	04/08/21 19:48		
18	5L028158.D	B1C1016-MS1	29SB135 (11-12)	04/08/21 20:16	M1C0730-21	
19	5L028159.D	B1C1016-MSD1	29SB135 (11-12)	04/08/21 20:45	M1C0730-21	
20	5L028160.D	M1C0730-22	29SB135 (15-16)	04/08/21 21:13		
21	5L028161.D	M1C0730-23	29SB136 (3-4)	04/08/21 21:41		
22	5L028162.D	M1C0730-24	29SB136 (7-8)	04/08/21 22:09		
23	5L028163.D	S1D0144-CCV3	Calibration Check	04/08/21 22:37		1001385
24	5L028164.D	M1C0730-25	29SB136 (11-12)	04/08/21 23:05		
25	5L028165.D	M1C0730-26	29SB136 (15-16)	04/08/21 23:34		
26	5L028166.D	M1C0730-27	29SB162 (3-4)	04/09/21 00:02		
27	5L028167.D	M1C0730-28	29SB162 (7-8)	04/09/21 00:30		
28	5L028168.D	M1C0730-29	29SB162 (11-12)	04/09/21 00:58		
29	5L028169.D	M1C0730-30	29SB162 (15-16)	04/09/21 01:26		
30	5L028170.D	M1C0730-31	29SB164 (3-4)	04/09/21 01:54		
31	5L028171.D	M1C0730-32	29SB164 (7-8)	04/09/21 02:23		
32	5L028172.D	M1C0730-33	29SB164 (11-12)	04/09/21 02:51		
33	5L028173.D	M1C0730-34	29SB164 (15-16)	04/09/21 03:19		

MICROBAC®

Laboratory Report Number: M1C0730

Client Project ID: Longhorn

SEQUENCE LOG SUMMARY
SECTION A2

Sequence: S1D0144
Instrument: HPLC5
Calibration: 21D0006
Column #1 ID: Ultracarb 5u ODS
Column #2 ID: Pinnacle II C18

Analyst 1: ECL
Method: EPA 8330B
SOP: HPLC02

#	File ID	Laboratory ID	Client ID	Analyzed	Reference	Standard
34	5L028174.D	S1D0144-CCV4	Calibration Check	04/09/21 03:47		1001385

Sequence Standards

Standard ID	Description	Prepared	PreparedBy	Expires
1001385	8330 HPLC Working CCV (500ug/L)	02/16/2021	John Richards	06/16/2021

MICROBAC®

Laboratory Report Number: M1C0730
Client Project ID: Longhorn

SEQUENCE LOG SUMMARY
SECTION A2

Sequence: S1D0166
Instrument: HPLC5
Calibration: 21D0006
Column #1 ID: Ultracarb 5u ODS
Column #2 ID: Pinnacle II C18

Analyst 1: ECL
Method: EPA 8330B
SOP: HPLC02

#	File ID	Laboratory ID	Client ID	Analyzed	Reference	Standard
1	5L028184.D	S1D0166-CCV1	Calibration Check	04/09/21 13:46		1001385
2	5L028186.D	M1C0730-36	29SB163 (7-8)	04/09/21 14:16		
3	5L028187.D	M1C0730-37	29SB163 (11-12)	04/09/21 14:44		
4	5L028188.D	M1C0730-38	29SB163 (15-16)	04/09/21 15:12		
5	5L028189.D	M1C0730-39	29SB135 (3-4)	04/09/21 15:40		
6	5L028195.D	S1D0166-CCV2	Calibration Check	04/09/21 16:12		1001385
7	5L028196.D	B1C1074-BLK1	Blank	04/09/21 17:15		
8	5L028197.D	B1C1074-BLK2	Blank	04/09/21 17:43		
9	5L028198.D	B1C1074-BS1	LCS	04/09/21 18:11		
10	5L028199.D	B1C1074-SRM1	Reference	04/09/21 18:40		
11	5L028200.D	M1C0730-40	29SB135 (7-8)	04/09/21 19:08		
12	5L028201.D	B1C1074-MS1	29SB135 (7-8)	04/09/21 19:36	M1C0730-40	
13	5L028202.D	B1C1074-MSD1	29SB135 (7-8)	04/09/21 20:04	M1C0730-40	
14	5L028203.D	M1C0730-41	29SB151 (11-12)	04/09/21 20:32		
15	5L028204.D	B1C1074-DUP1	29SB151 (11-12)	04/09/21 21:01	M1C0730-41	
16	5L028205.D	B1C1074-DUP2	29SB151 (11-12)	04/09/21 21:29	M1C0730-41	
17	5L028206.D	S1D0166-CCV3	Calibration Check	04/09/21 21:57		1001385
18	5L028207.D	M1C0730-42	29SB151 (15-16)	04/09/21 22:25		
19	5L028208.D	M1C0730-43	29SB152 (3-4)	04/09/21 22:53		
20	5L028209.D	M1C0730-44	29SB152 (7-8)	04/09/21 23:22		
21	5L028210.D	M1C0730-45	29SB152 (11-12)	04/09/21 23:50		
22	5L028211.D	M1C0730-46	29SB152 (15-16)	04/10/21 00:18		
23	5L028212.D	M1C0730-50	29SB149 (3-4)	04/10/21 00:46		
24	5L028213.D	M1C0730-51	29SB149 (7-8)	04/10/21 01:14		
25	5L028214.D	M1C0730-52	29SB149 (11-12)	04/10/21 01:42		
26	5L028215.D	M1C0730-53	29SB149 (15-16)	04/10/21 02:11		
27	5L028216.D	M1C0730-54	29SB150 (3-4)	04/10/21 02:39		
28	5L028217.D	S1D0166-CCV4	Calibration Check	04/10/21 03:07		1001385
29	5L028218.D	M1C0730-55	29SB150 (7-8)	04/10/21 03:35		
30	5L028219.D	M1C0730-56	29SB150 (11-12)	04/10/21 04:03		
31	5L028220.D	M1C0730-57	29SB150 (15-16)	04/10/21 04:32		
32	5L028221.D	M1C0730-58	29SB151 (3-4)	04/10/21 05:00		
33	5L028222.D	M1C0730-59	29SB151 (7-8)	04/10/21 05:28		

MICROBAC®

Laboratory Report Number: M1C0730

Client Project ID: Longhorn

SEQUENCE LOG SUMMARY
SECTION A2

Sequence: S1D0166
Instrument: HPLC5
Calibration: 21D0006
Column #1 ID: Ultracarb 5u ODS
Column #2 ID: Pinnacle II C18

Analyst 1: ECL
Method: EPA 8330B
SOP: HPLC02

#	File ID	Laboratory ID	Client ID	Analyzed	Reference	Standard
37	5L028227.D	S1D0166-CCV5	Calibration Check	04/10/21 07:49		1001385

Sequence Standards

Standard ID	Description	Prepared	PreparedBy	Expires
1001385	8330 HPLC Working CCV (500ug/L)	02/16/2021	John Richards	06/16/2021

MICROBAC®

Laboratory Report Number: M1C0730

Client Project ID: Longhorn

SEQUENCE LOG SUMMARY
SECTION A2

Sequence: S1D0185
Instrument: HPLC5
Calibration: 21D0006
Column #1 ID: Ultracarb 5u ODS
Column #2 ID: Pinnacle II C18

Analyst 1: ECL
Method: EPA 8330B
SOP: HPLC02

#	File ID	Laboratory ID	Client ID	Analyzed	Reference	Standard
1	5L028276.D	S1D0185-CCV1	Calibration Check	04/11/21 10:59		1001385
12	5L028287.D	S1D0185-CCV2	Calibration Check	04/11/21 16:21		1001385
23	5L028298.D	S1D0185-CCV3	Calibration Check	04/11/21 21:31		1001385
34	5L028309.D	S1D0185-CCV4	Calibration Check	04/12/21 02:41		1001385
44	5L028319.D	S1D0185-CCV5	Calibration Check	04/12/21 07:23		1001385
50	5L028325.D	M1C0730-35	29SB163 (3-4)	04/12/21 11:31		
52	5L028327.D	S1D0185-CCV6	Calibration Check	04/12/21 12:27		1001385

Sequence Standards

Standard ID	Description	Prepared	PreparedBy	Expires
1001385	8330 HPLC Working CCV (500ug/L)	02/16/2021	John Richards	06/16/2021

MICROBAC®

Laboratory Report Number: M1C0730

Client Project ID: Longhorn

SEQUENCE LOG SUMMARY
SECTION A2

Sequence: S1D0205
Instrument: HPLC6
Calibration: 21D0007

Analyst 1: ECL
Method: EPA 8330B
SOP: HPLC02

#	File ID	Laboratory ID	Client ID	Analyzed	Reference	Standard
1	6L0008581.D	S1D0205-CCV1	Calibration Check	04/12/21 16:20		1001385
2	6L0008582.D	B1C1074-BLK3	Blank	04/12/21 17:23		
3	6L0008583.D	B1C1074-BLK4	Blank	04/12/21 18:26		
4	6L0008584.D	B1C1074-BS2	LCS	04/12/21 19:29		
5	6L0008585.D	B1C1074-SRM2	Reference	04/12/21 20:32		
6	6L0008586.D	M1C0730-40RE1	29SB135 (7-8)	04/12/21 21:35		
7	6L0008587.D	M1C0730-43RE1	29SB152 (3-4)	04/12/21 22:37		
10	6L0008590.D	S1D0205-CCV2	Calibration Check	04/13/21 01:46		1001385
19	6L0008599.D	S1D0205-CCV3	Calibration Check	04/13/21 11:12		1001385
28	6L0008608.D	S1D0205-CCV4	Calibration Check	04/13/21 20:37		1001385

Sequence Standards

Standard ID	Description	Prepared	PreparedBy	Expires
1001385	8330 HPLC Working CCV (500ug/L)	02/16/2021	John Richards	06/16/2021

MICROBAC®

Laboratory Report Number: M1C0730

Client Project ID: Longhorn

SEQUENCE LOG SUMMARY
SECTION A2

Sequence: S1D0218
Instrument: HPLC5
Calibration: 21D0006
Column #1 ID: Ultracarb 5u ODS
Column #2 ID: Pinnacle II C18

Analyst 1: JWR
Method: EPA 8330B
SOP: HPLC02

#	File ID	Laboratory ID	Client ID	Analyzed	Reference	Standard
1	5L028331.D	S1D0218-CCV1	Calibration Check	04/12/21 19:15		1001385
2	5L028332.D	B1D0537-BLK1	Blank	04/12/21 19:43		
3	5L028333.D	B1D0537-BLK2	Blank	04/12/21 20:11		
4	5L028334.D	B1D0537-BS1	LCS	04/12/21 20:39		
5	5L028335.D	B1D0537-BSD1	LCS Dup	04/12/21 21:07		
6	5L028336.D	B1D0537-SRM1	Reference	04/12/21 21:35		
12	5L028342.D	S1D0218-CCV2	Calibration Check	04/13/21 00:24		1001385
20	5L028350.D	M1C0730-31RE1	29SB164 (3-4)	04/13/21 04:10		
21	5L028351.D	B1D0537-DUP1	29SB164 (3-4)	04/13/21 04:38	M1C0730-31RE1	
22	5L028352.D	B1D0537-DUP2	29SB164 (3-4)	04/13/21 05:06	M1C0730-31RE1	
23	5L028353.D	S1D0218-CCV3	Calibration Check	04/13/21 05:35		1001385

Sequence Standards

Standard ID	Description	Prepared	PreparedBy	Expires
1001385	8330 HPLC Working CCV (500ug/L)	02/16/2021	John Richards	06/16/2021

MICROBAC®

Section B:
HPLC Organics
EPA 8330B
Sample Raw Data

Microbac Laboratories, Inc.
158 Starlite Drive | Marietta, OH 45750 | 800.373.4071 | www.microbac.com

Data File C:\CHEM32\1\DATA\030921\030921 2021-03-09 15-59-18\5L027800.D
Sample Name: M1C0730-47

==========

Acq. Operator : JWR
Seq. Line : 8
Acq. Instrument : HPLC5
Location : Vial 8
Injection Date : 3/9/2021 8:42:53 PM
Inj : 1
Inj Volume : 100 µl
Acq. Method : C:\Chem32\1\DATA\030921\030921 2021-03-09 15-59-18\8330PLUS-PETN.M
Last changed : 3/9/2021 3:58:59 PM by JWR
Analysis Method : C:\CHEM32\1\METHODS\8330PLUS-PETNDA.M
Last changed : 3/10/2021 1:50:51 PM by JWR
Method Info : OVD-SOP#HPLC02: 8330PLUS-PETN Calibration 02/16/2021

Sample Info : 1

==========

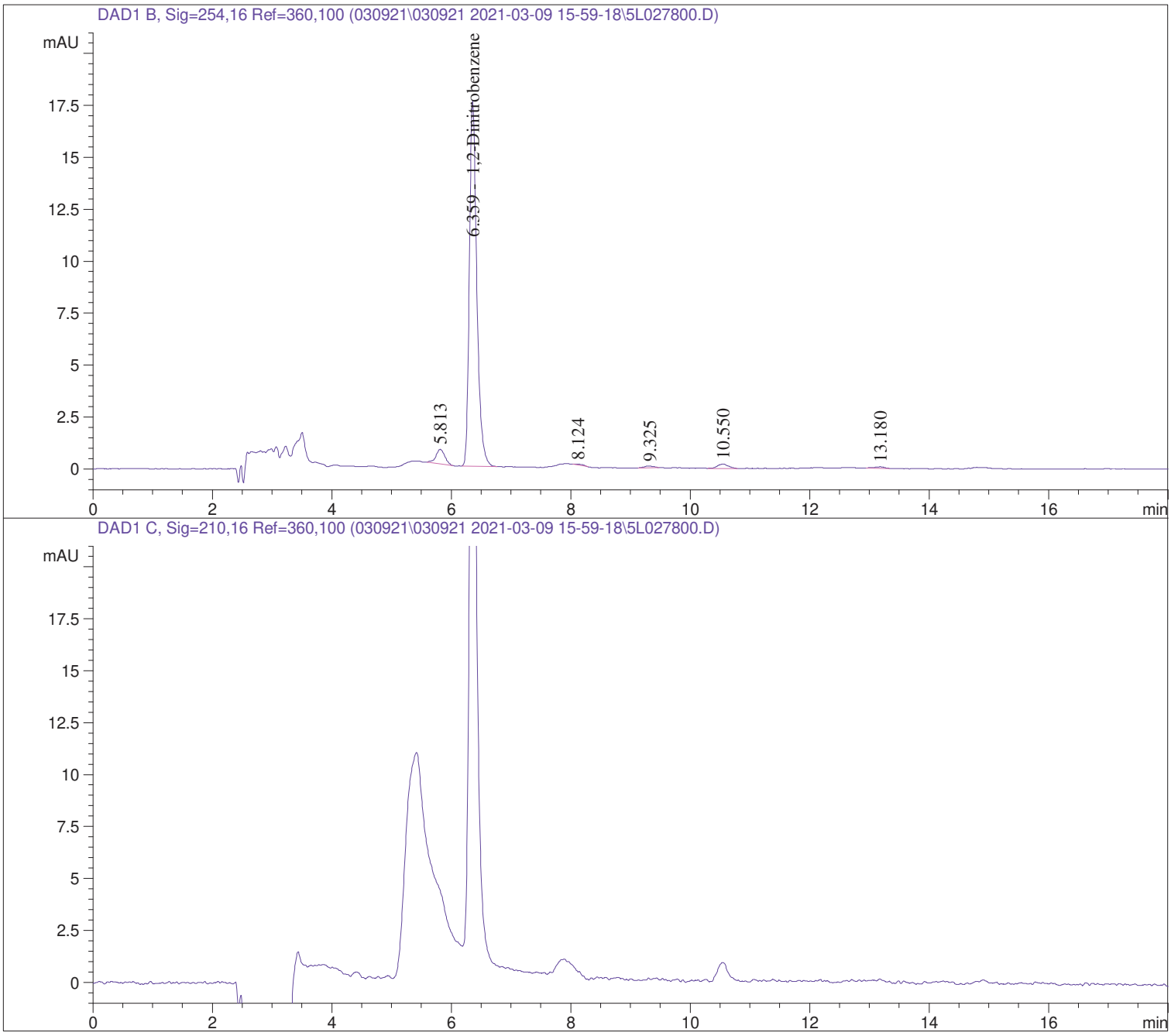

Data File C:\CHEM32\1\DATA\030921\030921 2021-03-09 15-59-18\5L027800.D
Sample Name: M1C0730-47

==========

Acq. Operator : JWR Seq. Line : 8
Acq. Instrument : HPLC5 Location : Vial 8
Injection Date : 3/9/2021 8:42:53 PM Inj : 1
Inj Volume : 100 µl
Acq. Method : C:\Chem32\1\DATA\030921\030921 2021-03-09 15-59-18\8330PLUS-PETN.M
Last changed : 3/9/2021 3:58:59 PM by JWR
Analysis Method : C:\CHEM32\1\METHODS\8330PLUS-PETNDA.M
Last changed : 3/10/2021 1:50:51 PM by JWR
Method Info : OVD-SOP#HPLC02: 8330PLUS-PETN Calibration 02/16/2021

Sample Info : 1

==========

==========

External Standard Report

==========

Sorted By : Signal
Calib. Data Modified : 3/9/2021 5:36:24 PM
Multiplier : 1.0000
Dilution : 1.0000
Use Multiplier & Dilution Factor with ISTDs

Signal 1: DAD1 B, Sig=254,16 Ref=360,100

RetTime [min]	Type	Area [mAU*s]	Amt/Area	Amount [ug/L]	Grp	Name
3.756		-	-	-		HMX
4.991		-	-	-		RDX
6.080		-	-	-		1,3,5-Trinitrobenzene
6.359	BBA	151.63907	3.60174	546.16473		1,2-Dinitrobenzene
7.232		-	-	-		1,3-Dinitrobenzene
7.490		-	-	-		Tetryl
7.929		-	-	-		Nitrobenzene
8.576		-	-	-		2,4,6-Trinitrotoluene
9.160		-	-	-		4-Amino-2,6-Dinitrotoluene
9.596		-	-	-		2-Amino-4,6-Dinitrotoluene
9.891		-	-	-		2,6-Dinitrotoluene
10.163		-	-	-		2,4-Dinitrotoluene
11.487		-	-	-		2-Nitrotoluene
12.035		-	-	-		4-Nitrotoluene
12.917		-	-	-		3-Nitrotoluene

Totals : 546.16473

Data File C:\CHEM32\1\DATA\030921\030921 2021-03-09 15-59-18\5L027800.D
Sample Name: M1C0730-47

==========

Acq. Operator : JWR
Seq. Line : 8
Acq. Instrument : HPLC5
Location : Vial 8
Injection Date : 3/9/2021 8:42:53 PM
Inj : 1
Inj Volume : 100 µl
Acq. Method : C:\Chem32\1\DATA\030921\030921 2021-03-09 15-59-18\8330PLUS-PETN.M
Last changed : 3/9/2021 3:58:59 PM by JWR
Analysis Method : C:\CHEM32\1\METHODS\8330PLUS-PETNDA.M
Last changed : 3/10/2021 1:50:51 PM by JWR
Method Info : OVD-SOP#HPLC02: 8330PLUS-PETN Calibration 02/16/2021

Sample Info : 1

==========

Signal 2: DAD1 C, Sig=210,16 Ref=360,100

RetTime [min]	Type	Area [mAU*s]	Amt/Area	Amount [ug/L]	Grp	Name
13.653		-	-	-		PETN

Totals : 0.00000

2 Warnings or Errors :

Warning : Calibration warnings (see calibration table listing)
Warning : Calibrated compound(s) not found

==========

*** End of Report ***

Data File C:\CHEM32\1\DATA\030921\030921 2021-03-09 15-59-18\5L027801.D
Sample Name: M1C0730-48

==========

Acq. Operator : JWR
Seq. Line : 9
Acq. Instrument : HPLC5
Location : Vial 9
Injection Date : 3/9/2021 9:21:04 PM
Inj : 1
Inj Volume : 100 µl
Acq. Method : C:\Chem32\1\DATA\030921\030921 2021-03-09 15-59-18\8330PLUS-PETN.M
Last changed : 3/9/2021 3:58:59 PM by JWR
Analysis Method : C:\CHEM32\1\METHODS\8330PLUS-PETNDA.M
Last changed : 3/10/2021 2:03:25 PM by JWR
Method Info : OVD-SOP#HPLC02: 8330PLUS-PETN Calibration 02/16/2021

Sample Info : 1

==========

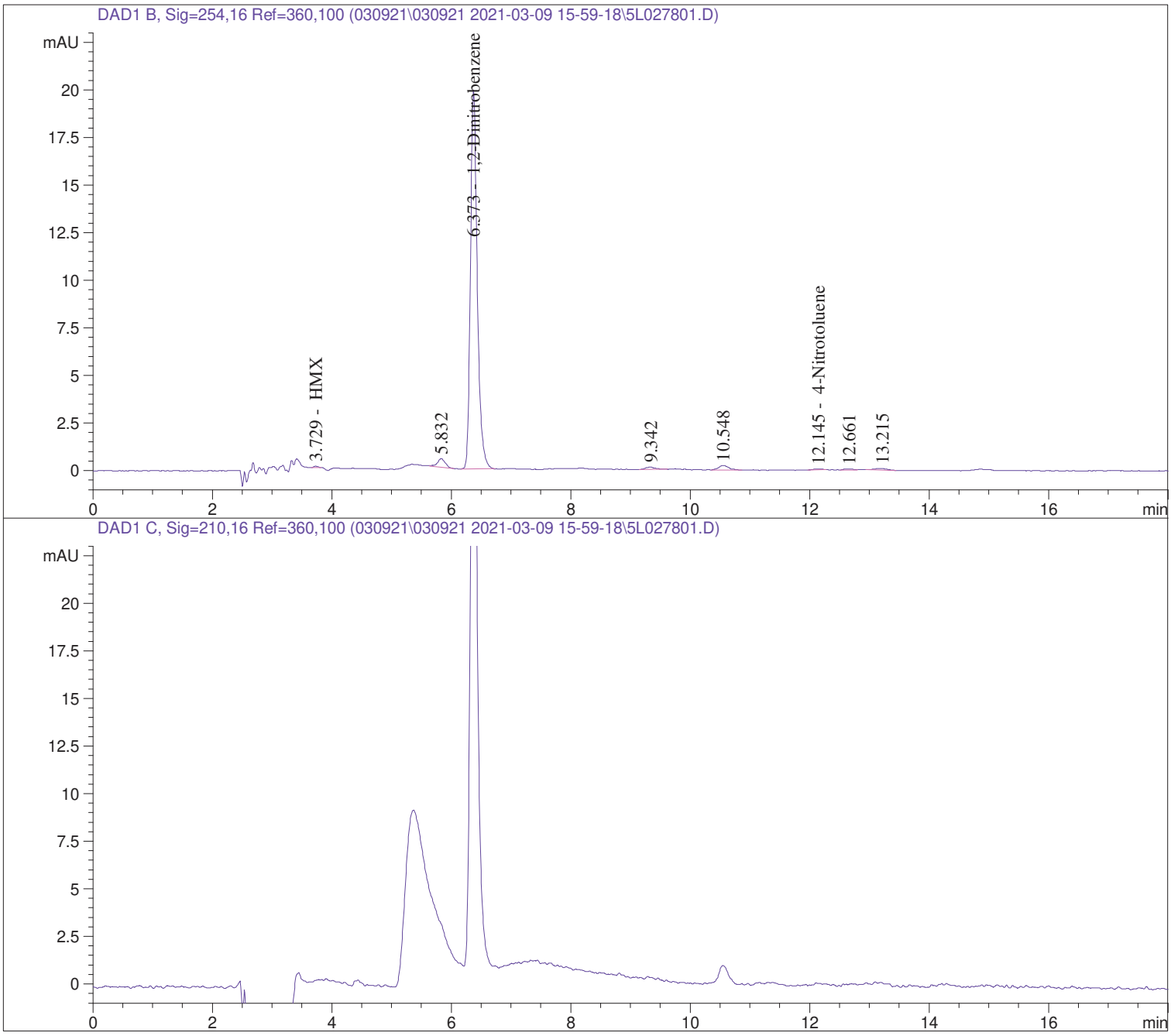

Data File C:\CHEM32\1\DATA\030921\030921 2021-03-09 15-59-18\5L027801.D
Sample Name: M1C0730-48

==========

Acq. Operator : JWR Seq. Line : 9
Acq. Instrument : HPLC5 Location : Vial 9
Injection Date : 3/9/2021 9:21:04 PM Inj : 1
Inj Volume : 100 µl
Acq. Method : C:\Chem32\1\DATA\030921\030921 2021-03-09 15-59-18\8330PLUS-PETN.M
Last changed : 3/9/2021 3:58:59 PM by JWR
Analysis Method : C:\CHEM32\1\METHODS\8330PLUS-PETNDA.M
Last changed : 3/10/2021 2:03:25 PM by JWR
Method Info : OVD-SOP#HPLC02: 8330PLUS-PETN Calibration 02/16/2021

Sample Info : 1

==========

==========

External Standard Report

==========

Sorted By : Signal
Calib. Data Modified : 3/9/2021 5:36:24 PM
Multiplier : 1.0000
Dilution : 1.0000
Use Multiplier & Dilution Factor with ISTDs

Signal 1: DAD1 B, Sig=254,16 Ref=360,100

RetTime [min]	Type	Area [mAU*s]	Amt/Area	Amount [ug/L]	Grp	Name
3.729	BBA	2.99348e-1	0.00000	0.00000		HMX
4.991		-	-	-		RDX
6.080		-	-	-		1,3,5-Trinitrobenzene
6.373	BBA	157.38110	3.60174	566.84524		1,2-Dinitrobenzene
7.232		-	-	-		1,3-Dinitrobenzene
7.490		-	-	-		Tetryl
7.929		-	-	-		Nitrobenzene
8.576		-	-	-		2,4,6-Trinitrotoluene
9.160		-	-	-		4-Amino-2,6-Dinitrotoluene
9.596		-	-	-		2-Amino-4,6-Dinitrotoluene
9.891		-	-	-		2,6-Dinitrotoluene
10.163		-	-	-		2,4-Dinitrotoluene
11.487		-	-	-		2-Nitrotoluene
12.145	BV	5.16601e-1	5.15894	2.66511		4-Nitrotoluene
12.917		-	-	-		3-Nitrotoluene

Totals : 569.51035

Data File C:\CHEM32\1\DATA\030921\030921 2021-03-09 15-59-18\5L027801.D
Sample Name: M1C0730-48

==========

Acq. Operator : JWR Seq. Line : 9
Acq. Instrument : HPLC5 Location : Vial 9
Injection Date : 3/9/2021 9:21:04 PM Inj : 1
Inj Volume : 100 µl
Acq. Method : C:\Chem32\1\DATA\030921\030921 2021-03-09 15-59-18\8330PLUS-PETN.M
Last changed : 3/9/2021 3:58:59 PM by JWR
Analysis Method : C:\CHEM32\1\METHODS\8330PLUS-PETNDA.M
Last changed : 3/10/2021 2:03:25 PM by JWR
Method Info : OVD-SOP#HPLC02: 8330PLUS-PETN Calibration 02/16/2021

Sample Info : 1

==========

Signal 2: DAD1 C, Sig=210,16 Ref=360,100

RetTime [min]	Type	Area [mAU*s]	Amt/Area	Amount [ug/L]	Grp	Name
13.653		-	-	-		PETN

Totals : 0.00000

3 Warnings or Errors :

Warning : Calibration warnings (see calibration table listing)
Warning : Calibrated compound(s) not found
Warning : Negative results set to zero (cal. curve intercept), (HMX)

==========

*** End of Report ***

Data File C:\CHEM32\1\DATA\030921\030921 2021-03-09 15-59-18\5L027802.D
Sample Name: M1C0730-49

==========

Acq. Operator : JWR
Seq. Line : 10
Acq. Instrument : HPLC5
Location : Vial 10
Injection Date : 3/9/2021 9:59:18 PM
Inj : 1
Inj Volume : 100 µl
Acq. Method : C:\Chem32\1\DATA\030921\030921 2021-03-09 15-59-18\8330PLUS-PETN.M
Last changed : 3/9/2021 3:58:59 PM by JWR
Analysis Method : C:\CHEM32\1\METHODS\8330PLUS-PETNDA.M
Last changed : 3/10/2021 2:06:28 PM by JWR
Method Info : OVD-SOP#HPLC02: 8330PLUS-PETN Calibration 02/16/2021

Sample Info : 1

==========

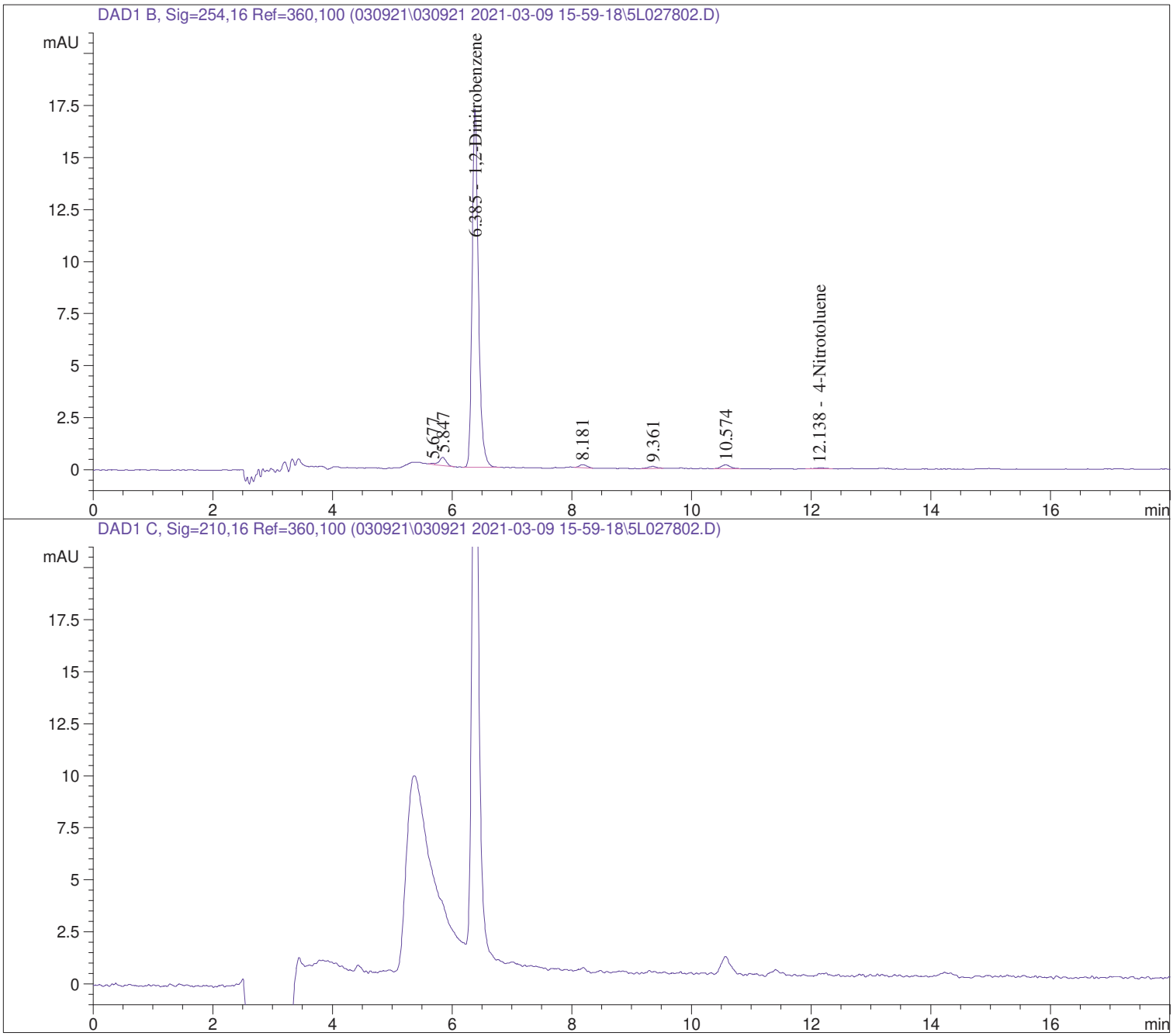

Data File C:\CHEM32\1\DATA\030921\030921 2021-03-09 15-59-18\5L027802.D
Sample Name: M1C0730-49

==========

Acq. Operator : JWR Seq. Line : 10
Acq. Instrument : HPLC5 Location : Vial 10
Injection Date : 3/9/2021 9:59:18 PM Inj : 1
Inj Volume : 100 µl
Acq. Method : C:\Chem32\1\DATA\030921\030921 2021-03-09 15-59-18\8330PLUS-PETN.M
Last changed : 3/9/2021 3:58:59 PM by JWR
Analysis Method : C:\CHEM32\1\METHODS\8330PLUS-PETNDA.M
Last changed : 3/10/2021 2:06:28 PM by JWR
Method Info : OVD-SOP#HPLC02: 8330PLUS-PETN Calibration 02/16/2021

Sample Info : 1

==========

==========

External Standard Report

==========

Sorted By : Signal
Calib. Data Modified : 3/9/2021 5:36:24 PM
Multiplier : 1.0000
Dilution : 1.0000
Use Multiplier & Dilution Factor with ISTDs

Signal 1: DAD1 B, Sig=254,16 Ref=360,100

RetTime [min]	Type	Area [mAU*s]	Amt/Area	Amount [ug/L]	Grp	Name
3.756		-	-	-		HMX
4.991		-	-	-		RDX
6.080		-	-	-		1,3,5-Trinitrobenzene
6.385	BV	125.57714	3.60177	452.30009		1,2-Dinitrobenzene
7.232		-	-	-		1,3-Dinitrobenzene
7.490		-	-	-		Tetryl
7.929		-	-	-		Nitrobenzene
8.576		-	-	-		2,4,6-Trinitrotoluene
9.160		-	-	-		4-Amino-2,6-Dinitrotoluene
9.596		-	-	-		2-Amino-4,6-Dinitrotoluene
9.891		-	-	-		2,6-Dinitrotoluene
10.163		-	-	-		2,4-Dinitrotoluene
11.487		-	-	-		2-Nitrotoluene
12.138	BV	6.91824e-1	5.23752	3.62344		4-Nitrotoluene
12.917		-	-	-		3-Nitrotoluene

Totals : 455.92353

Data File C:\CHEM32\1\DATA\030921\030921 2021-03-09 15-59-18\5L027802.D
Sample Name: M1C0730-49

==========

Acq. Operator : JWR Seq. Line : 10
Acq. Instrument : HPLC5 Location : Vial 10
Injection Date : 3/9/2021 9:59:18 PM Inj : 1
Inj Volume : 100 µl
Acq. Method : C:\Chem32\1\DATA\030921\030921 2021-03-09 15-59-18\8330PLUS-PETN.M
Last changed : 3/9/2021 3:58:59 PM by JWR
Analysis Method : C:\CHEM32\1\METHODS\8330PLUS-PETNDA.M
Last changed : 3/10/2021 2:06:28 PM by JWR
Method Info : OVD-SOP#HPLC02: 8330PLUS-PETN Calibration 02/16/2021

Sample Info : 1

==========

Signal 2: DAD1 C, Sig=210,16 Ref=360,100

RetTime [min]	Type	Area [mAU*s]	Amt/Area	Amount [ug/L]	Grp	Name
13.653		-	-	-		PETN

Totals : 0.00000

2 Warnings or Errors :

Warning : Calibration warnings (see calibration table listing)
Warning : Calibrated compound(s) not found

==========

*** End of Report ***

Data File C:\CHEM32\1\DATA\040721\040721 2021-04-07 11-24-23\5L028123.D
Sample Name: M1C0730-01

==========

Acq. Operator : ECL
Seq. Line : 28
Acq. Instrument : HPLC5
Location : Vial 26
Injection Date : 4/8/2021 12:16:02 AM
Inj : 1
Inj Volume : 100 µl
Acq. Method : C:\Chem32\1\DATA\040721\040721 2021-04-07 11-24-23\8330PLUS-PETN.M
Last changed : 4/5/2021 11:57:50 PM by JWR
Analysis Method : C:\CHEM32\1\METHODS\8330PLUS-PETNDA.M
Last changed : 4/8/2021 8:15:51 AM by ECL
Method Info : OVD-SOP#HPLC02: 8330PLUS-PETN Calibration 03/31/2021

Sample Info : 1

==========

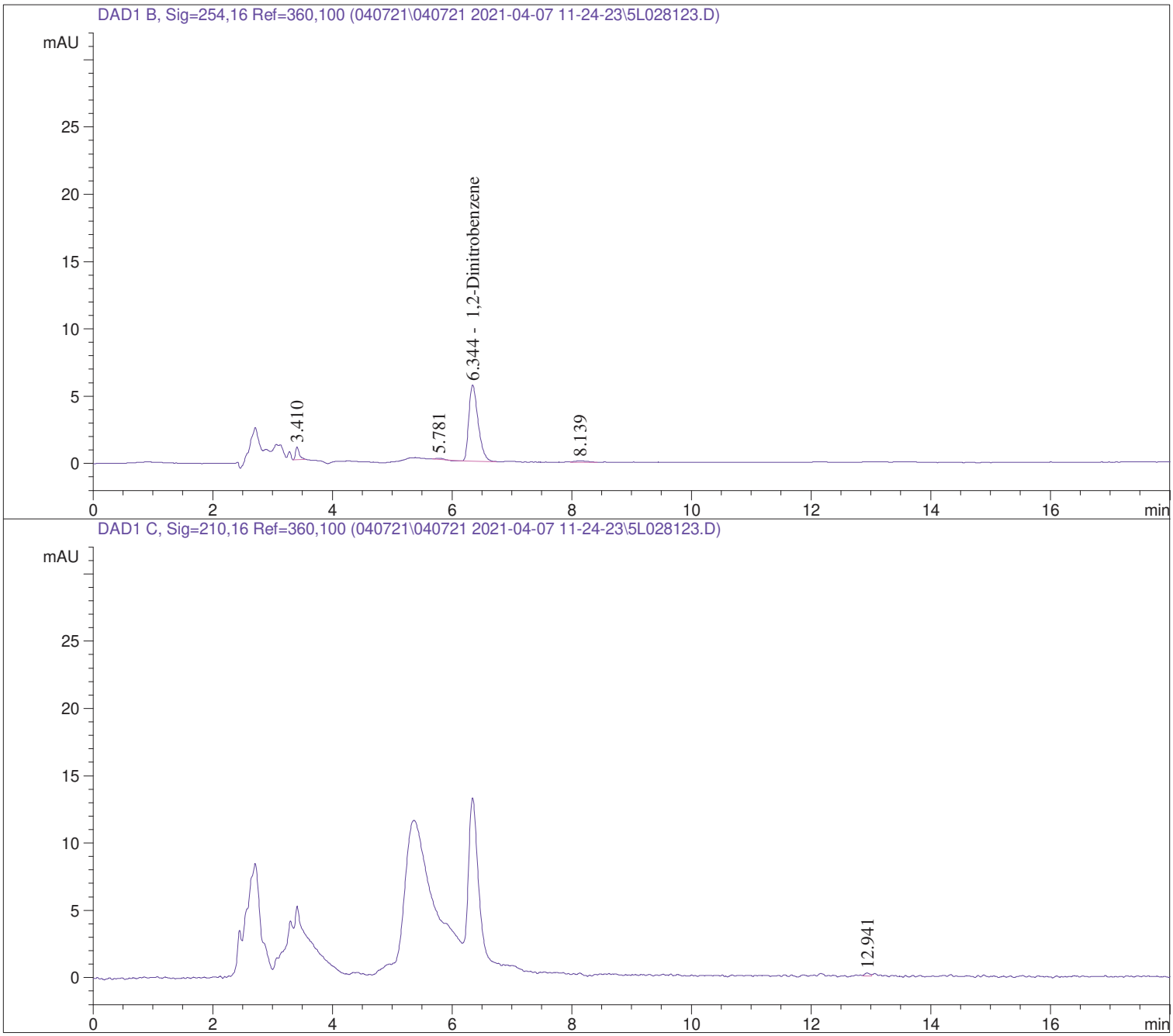

Data File C:\CHEM32\1\DATA\040721\040721 2021-04-07 11-24-23\5L028123.D
Sample Name: M1C0730-01

==========

Acq. Operator : ECL Seq. Line : 28
Acq. Instrument : HPLC5 Location : Vial 26
Injection Date : 4/8/2021 12:16:02 AM Inj : 1
Inj Volume : 100 µl
Acq. Method : C:\Chem32\1\DATA\040721\040721 2021-04-07 11-24-23\8330PLUS-PETN.M
Last changed : 4/5/2021 11:57:50 PM by JWR
Analysis Method : C:\CHEM32\1\METHODS\8330PLUS-PETNDA.M
Last changed : 4/8/2021 8:15:51 AM by ECL
Method Info : OVD-SOP#HPLC02: 8330PLUS-PETN Calibration 03/31/2021

Sample Info : 1

==========

==========

External Standard Report

==========

Sorted By : Signal
Calib. Data Modified : 4/6/2021 11:29:02 AM
Multiplier : 1.0000
Dilution : 1.0000
Use Multiplier & Dilution Factor with ISTDs

Signal 1: DAD1 B, Sig=254,16 Ref=360,100

RetTime [min]	Type	Area [mAU*s]	Amt/Area	Amount [ug/L]	Grp	Name
3.753		-	-	-		HMX
4.994		-	-	-		RDX
6.093		-	-	-		1,3,5-Trinitrobenzene
6.344	VBA	60.96730	3.56276	217.21184		1,2-Dinitrobenzene
7.259		-	-	-		1,3-Dinitrobenzene
7.516		-	-	-		Tetryl
7.963		-	-	-		Nitrobenzene
8.608		-	-	-		2,4,6-Trinitrotoluene
9.192		-	-	-		4-Amino-2,6-Dinitrotoluene
9.633		-	-	-		2-Amino-4,6-Dinitrotoluene
9.933		-	-	-		2,6-Dinitrotoluene
10.216		-	-	-		2,4-Dinitrotoluene
11.545		-	-	-		2-Nitrotoluene
12.103		-	-	-		4-Nitrotoluene
12.992		-	-	-		3-Nitrotoluene

Totals : 217.21184

Data File C:\CHEM32\1\DATA\040721\040721 2021-04-07 11-24-23\5L028123.D
Sample Name: M1C0730-01

==========

Acq. Operator : ECL Seq. Line : 28
Acq. Instrument : HPLC5 Location : Vial 26
Injection Date : 4/8/2021 12:16:02 AM Inj : 1
Inj Volume : 100 µl
Acq. Method : C:\Chem32\1\DATA\040721\040721 2021-04-07 11-24-23\8330PLUS-PETN.M
Last changed : 4/5/2021 11:57:50 PM by JWR
Analysis Method : C:\CHEM32\1\METHODS\8330PLUS-PETNDA.M
Last changed : 4/8/2021 8:15:51 AM by ECL
Method Info : OVD-SOP#HPLC02: 8330PLUS-PETN Calibration 03/31/2021

Sample Info : 1

==========

Signal 2: DAD1 C, Sig=210,16 Ref=360,100

RetTime [min]	Type	Area [mAU*s]	Amt/Area	Amount [ug/L]	Grp	Name
13.744		-	-	-		PETN

Totals : 0.00000

1 Warnings or Errors :

Warning : Calibrated compound(s) not found

==========

*** End of Report ***

Data File C:\CHEM32\1\DATA\040721\040721 2021-04-07 11-24-23\5L028126.D
Sample Name: M1C0730-02

==========

Acq. Operator : ECL
Seq. Line : 31
Acq. Instrument : HPLC5
Location : Vial 29
Injection Date : 4/8/2021 1:40:40 AM
Inj : 1
Inj Volume : 100 µl
Acq. Method : C:\Chem32\1\DATA\040721\040721 2021-04-07 11-24-23\8330PLUS-PETN.M
Last changed : 4/5/2021 11:57:50 PM by JWR
Analysis Method : C:\CHEM32\1\METHODS\8330PLUS-PETNDA.M
Last changed : 4/8/2021 8:15:51 AM by ECL
Method Info : OVD-SOP#HPLC02: 8330PLUS-PETN Calibration 03/31/2021

Sample Info : 1

==========

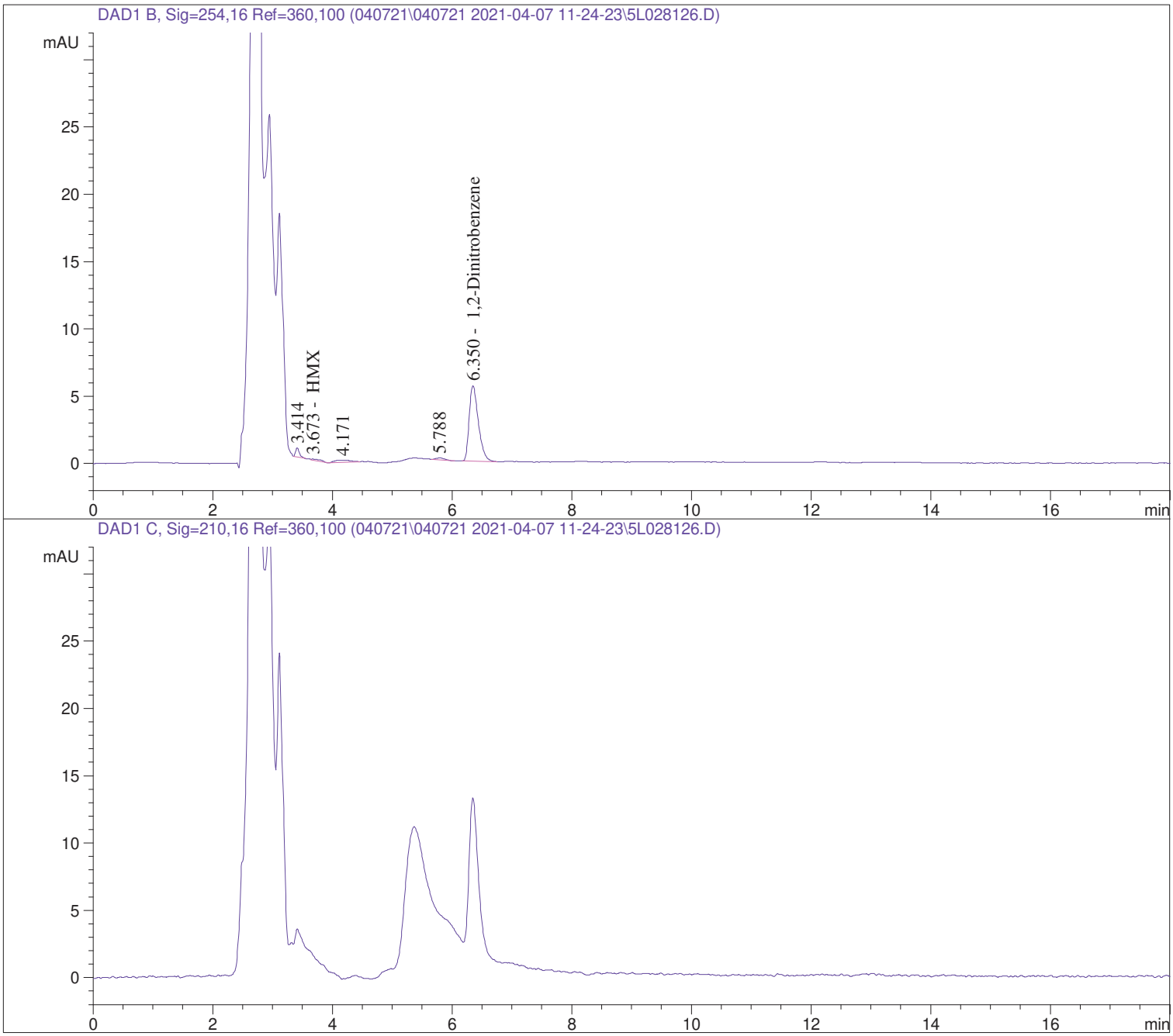

Data File C:\CHEM32\1\DATA\040721\040721 2021-04-07 11-24-23\5L028126.D
Sample Name: M1C0730-02

==========

Acq. Operator : ECL
Seq. Line : 31
Acq. Instrument : HPLC5
Location : Vial 29
Injection Date : 4/8/2021 1:40:40 AM
Inj : 1
Inj Volume : 100 µl
Acq. Method : C:\Chem32\1\DATA\040721\040721 2021-04-07 11-24-23\8330PLUS-PETN.M
Last changed : 4/5/2021 11:57:50 PM by JWR
Analysis Method : C:\CHEM32\1\METHODS\8330PLUS-PETNDA.M
Last changed : 4/8/2021 8:15:51 AM by ECL
Method Info : OVD-SOP#HPLC02: 8330PLUS-PETN Calibration 03/31/2021

Sample Info : 1

==========

==========

External Standard Report

==========

Sorted By : Signal
Calib. Data Modified : 4/6/2021 11:29:02 AM
Multiplier : 1.0000
Dilution : 1.0000
Use Multiplier & Dilution Factor with ISTDs

Signal 1: DAD1 B, Sig=254,16 Ref=360,100

RetTime [min]	Type	Area [mAU*s]	Amt/Area	Amount [ug/L]	Grp	Name
3.673	VV	1.24242	4.11063	5.10712		HMX
4.994		-	-	-		RDX
6.093		-	-	-		1,3,5-Trinitrobenzene
6.350	VBA	60.29104	3.56286	214.80828		1,2-Dinitrobenzene
7.259		-	-	-		1,3-Dinitrobenzene
7.516		-	-	-		Tetryl
7.963		-	-	-		Nitrobenzene
8.608		-	-	-		2,4,6-Trinitrotoluene
9.192		-	-	-		4-Amino-2,6-Dinitrotoluene
9.633		-	-	-		2-Amino-4,6-Dinitrotoluene
9.933		-	-	-		2,6-Dinitrotoluene
10.216		-	-	-		2,4-Dinitrotoluene
11.545		-	-	-		2-Nitrotoluene
12.103		-	-	-		4-Nitrotoluene
12.992		-	-	-		3-Nitrotoluene

Totals : 219.91540

Data File C:\CHEM32\1\DATA\040721\040721 2021-04-07 11-24-23\5L028126.D
Sample Name: M1C0730-02

==========

Acq. Operator : ECL
Seq. Line : 31
Acq. Instrument : HPLC5
Location : Vial 29
Injection Date : 4/8/2021 1:40:40 AM
Inj : 1
Inj Volume : 100 µl
Acq. Method : C:\Chem32\1\DATA\040721\040721 2021-04-07 11-24-23\8330PLUS-PETN.M
Last changed : 4/5/2021 11:57:50 PM by JWR
Analysis Method : C:\CHEM32\1\METHODS\8330PLUS-PETNDA.M
Last changed : 4/8/2021 8:15:51 AM by ECL
Method Info : OVD-SOP#HPLC02: 8330PLUS-PETN Calibration 03/31/2021

Sample Info : 1

==========

Signal 2: DAD1 C, Sig=210,16 Ref=360,100

RetTime [min]	Type	Area [mAU*s]	Amt/Area	Amount [ug/L]	Grp	Name
13.744		-	-	-		PETN

Totals : 0.00000

1 Warnings or Errors :

Warning : Calibrated compound(s) not found

==========

*** End of Report ***

Data File C:\CHEM32\1\DATA\040721\040721 2021-04-07 11-24-23\5L028127.D
Sample Name: M1C0730-03

==========

Acq. Operator : ECL
Seq. Line : 32
Acq. Instrument : HPLC5
Location : Vial 30
Injection Date : 4/8/2021 2:08:53 AM
Inj : 1
Inj Volume : 100 µl
Acq. Method : C:\Chem32\1\DATA\040721\040721 2021-04-07 11-24-23\8330PLUS-PETN.M
Last changed : 4/5/2021 11:57:50 PM by JWR
Analysis Method : C:\CHEM32\1\METHODS\8330PLUS-PETNDA.M
Last changed : 4/8/2021 8:15:51 AM by ECL
Method Info : OVD-SOP#HPLC02: 8330PLUS-PETN Calibration 03/31/2021

Sample Info : 1

==========

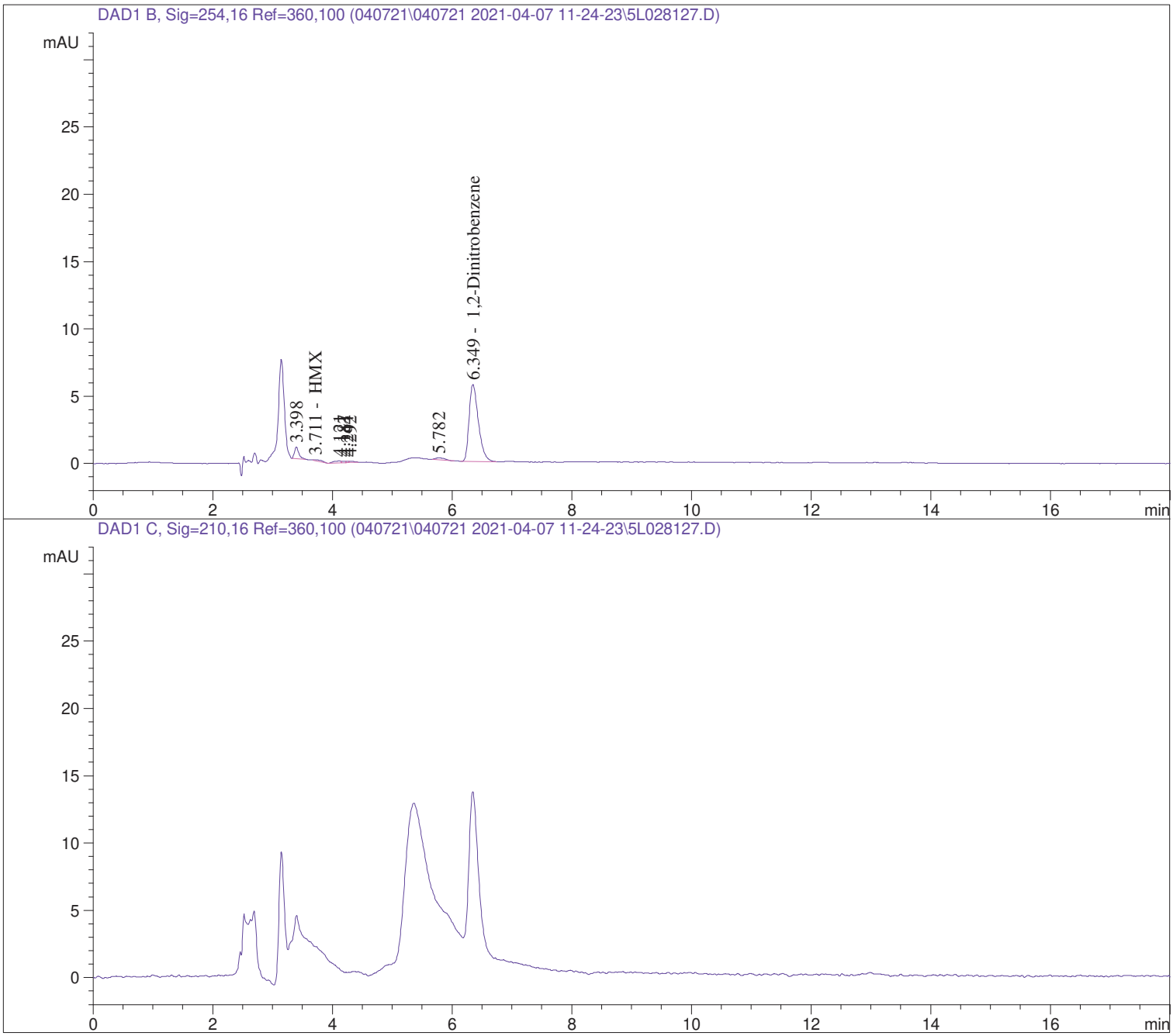

Data File C:\CHEM32\1\DATA\040721\040721 2021-04-07 11-24-23\5L028127.D
Sample Name: M1C0730-03

==========

Acq. Operator : ECL
Seq. Line : 32
Acq. Instrument : HPLC5
Location : Vial 30
Injection Date : 4/8/2021 2:08:53 AM
Inj : 1
Inj Volume : 100 µl
Acq. Method : C:\Chem32\1\DATA\040721\040721 2021-04-07 11-24-23\8330PLUS-PETN.M
Last changed : 4/5/2021 11:57:50 PM by JWR
Analysis Method : C:\CHEM32\1\METHODS\8330PLUS-PETNDA.M
Last changed : 4/8/2021 8:15:51 AM by ECL
Method Info : OVD-SOP#HPLC02: 8330PLUS-PETN Calibration 03/31/2021

Sample Info : 1

==========

==========

External Standard Report

==========

Sorted By : Signal
Calib. Data Modified : 4/6/2021 11:29:02 AM
Multiplier : 1.0000
Dilution : 1.0000
Use Multiplier & Dilution Factor with ISTDs

Signal 1: DAD1 B, Sig=254,16 Ref=360,100

RetTime [min]	Type	Area [mAU*s]	Amt/Area	Amount [ug/L]	Grp	Name
3.711	VV	1.07123	3.77053	4.03912		HMX
4.994		-	-	-		RDX
6.093		-	-	-		1,3,5-Trinitrobenzene
6.349	VBA	61.88121	3.56263	220.46000		1,2-Dinitrobenzene
7.259		-	-	-		1,3-Dinitrobenzene
7.516		-	-	-		Tetryl
7.963		-	-	-		Nitrobenzene
8.608		-	-	-		2,4,6-Trinitrotoluene
9.192		-	-	-		4-Amino-2,6-Dinitrotoluene
9.633		-	-	-		2-Amino-4,6-Dinitrotoluene
9.933		-	-	-		2,6-Dinitrotoluene
10.216		-	-	-		2,4-Dinitrotoluene
11.545		-	-	-		2-Nitrotoluene
12.103		-	-	-		4-Nitrotoluene
12.992		-	-	-		3-Nitrotoluene

Totals : 224.49912

Data File C:\CHEM32\1\DATA\040721\040721 2021-04-07 11-24-23\5L028127.D
Sample Name: M1C0730-03

==========

Acq. Operator : ECL Seq. Line : 32
Acq. Instrument : HPLC5 Location : Vial 30
Injection Date : 4/8/2021 2:08:53 AM Inj : 1
Inj Volume : 100 µl
Acq. Method : C:\Chem32\1\DATA\040721\040721 2021-04-07 11-24-23\8330PLUS-PETN.M
Last changed : 4/5/2021 11:57:50 PM by JWR
Analysis Method : C:\CHEM32\1\METHODS\8330PLUS-PETNDA.M
Last changed : 4/8/2021 8:15:51 AM by ECL
Method Info : OVD-SOP#HPLC02: 8330PLUS-PETN Calibration 03/31/2021

Sample Info : 1

==========

Signal 2: DAD1 C, Sig=210,16 Ref=360,100

RetTime [min]	Type	Area [mAU*s]	Amt/Area	Amount [ug/L]	Grp	Name
13.744		-	-	-		PETN

Totals : 0.00000

1 Warnings or Errors :

Warning : Calibrated compound(s) not found

==========

*** End of Report ***

Data File C:\CHEM32\1\DATA\040721\040721 2021-04-07 11-24-23\5L028128.D
Sample Name: M1C0730-04

==========

Acq. Operator : ECL
Seq. Line : 33
Acq. Instrument : HPLC5
Location : Vial 31
Injection Date : 4/8/2021 2:37:08 AM
Inj : 1
Inj Volume : 100 µl
Acq. Method : C:\Chem32\1\DATA\040721\040721 2021-04-07 11-24-23\8330PLUS-PETN.M
Last changed : 4/5/2021 11:57:50 PM by JWR
Analysis Method : C:\CHEM32\1\METHODS\8330PLUS-PETNDA.M
Last changed : 4/8/2021 8:15:51 AM by ECL
Method Info : OVD-SOP#HPLC02: 8330PLUS-PETN Calibration 03/31/2021

Sample Info : 1

==========

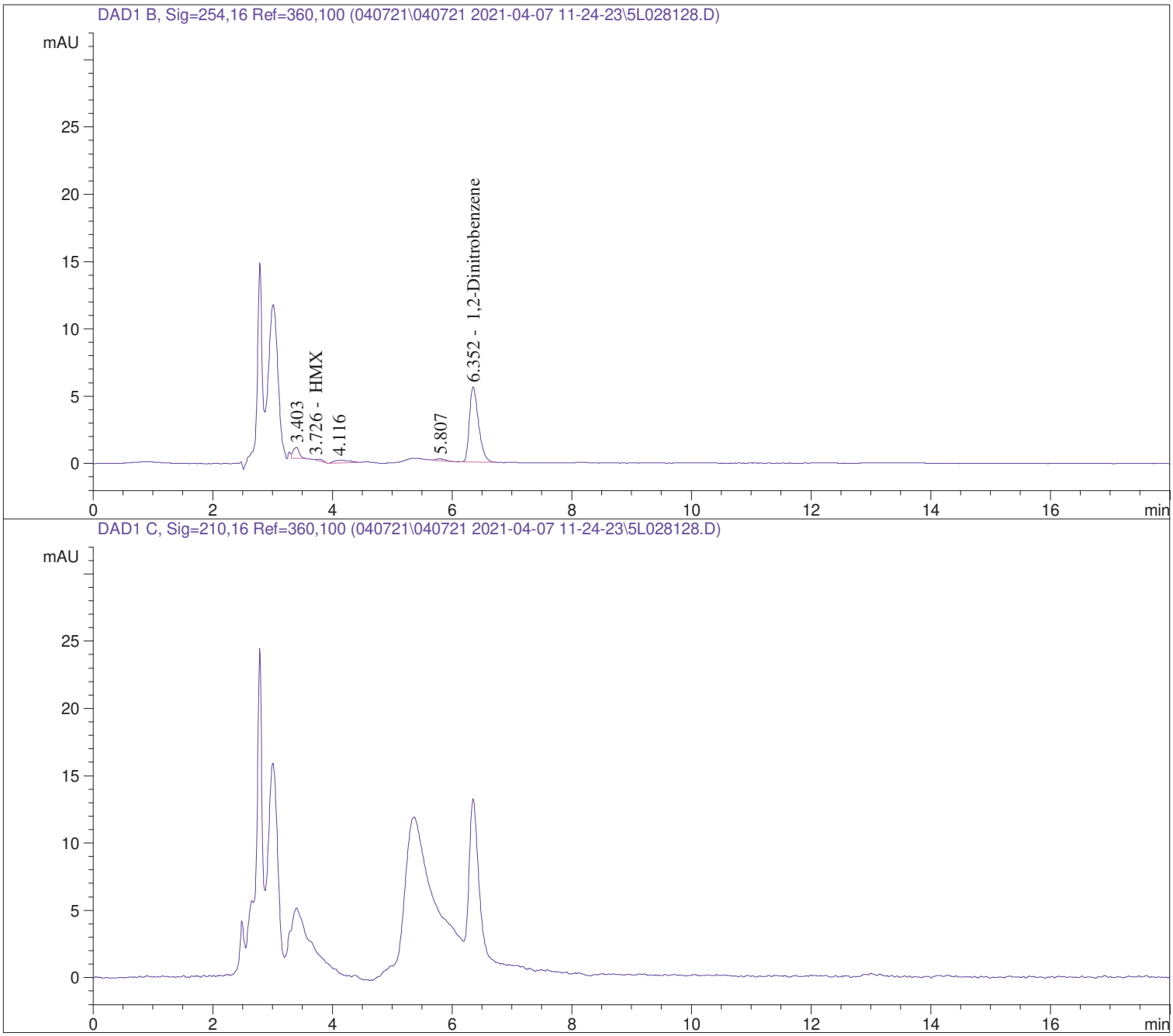

Data File C:\CHEM32\1\DATA\040721\040721 2021-04-07 11-24-23\5L028128.D
Sample Name: M1C0730-04

==========

Acq. Operator : ECL
Seq. Line : 33
Acq. Instrument : HPLC5
Location : Vial 31
Injection Date : 4/8/2021 2:37:08 AM
Inj : 1
Inj Volume : 100 µl
Acq. Method : C:\Chem32\1\DATA\040721\040721 2021-04-07 11-24-23\8330PLUS-PETN.M
Last changed : 4/5/2021 11:57:50 PM by JWR
Analysis Method : C:\CHEM32\1\METHODS\8330PLUS-PETNDA.M
Last changed : 4/8/2021 8:15:51 AM by ECL
Method Info : OVD-SOP#HPLC02: 8330PLUS-PETN Calibration 03/31/2021

Sample Info : 1

==========

==========

External Standard Report

==========

Sorted By : Signal
Calib. Data Modified : 4/6/2021 11:29:02 AM
Multiplier : 1.0000
Dilution : 1.0000
Use Multiplier & Dilution Factor with ISTDs

Signal 1: DAD1 B, Sig=254,16 Ref=360,100

RetTime [min]	Type	Area [mAU*s]	Amt/Area	Amount [ug/L]	Grp	Name
3.726	VV	1.13242	3.90391	4.42088		HMX
4.994		-	-	-		RDX
6.093		-	-	-		1,3,5-Trinitrobenzene
6.352	VBA	59.28667	3.56300	211.23861		1,2-Dinitrobenzene
7.259		-	-	-		1,3-Dinitrobenzene
7.516		-	-	-		Tetryl
7.963		-	-	-		Nitrobenzene
8.608		-	-	-		2,4,6-Trinitrotoluene
9.192		-	-	-		4-Amino-2,6-Dinitrotoluene
9.633		-	-	-		2-Amino-4,6-Dinitrotoluene
9.933		-	-	-		2,6-Dinitrotoluene
10.216		-	-	-		2,4-Dinitrotoluene
11.545		-	-	-		2-Nitrotoluene
12.103		-	-	-		4-Nitrotoluene
12.992		-	-	-		3-Nitrotoluene

Totals : 215.65948

Data File C:\CHEM32\1\DATA\040721\040721 2021-04-07 11-24-23\5L028128.D
Sample Name: M1C0730-04

==========

Acq. Operator : ECL Seq. Line : 33
Acq. Instrument : HPLC5 Location : Vial 31
Injection Date : 4/8/2021 2:37:08 AM Inj : 1
Inj Volume : 100 µl
Acq. Method : C:\Chem32\1\DATA\040721\040721 2021-04-07 11-24-23\8330PLUS-PETN.M
Last changed : 4/5/2021 11:57:50 PM by JWR
Analysis Method : C:\CHEM32\1\METHODS\8330PLUS-PETNDA.M
Last changed : 4/8/2021 8:15:51 AM by ECL
Method Info : OVD-SOP#HPLC02: 8330PLUS-PETN Calibration 03/31/2021

Sample Info : 1

==========

Signal 2: DAD1 C, Sig=210,16 Ref=360,100

RetTime [min]	Type	Area [mAU*s]	Amt/Area	Amount [ug/L]	Grp	Name
13.744		-	-	-		PETN

Totals : 0.00000

1 Warnings or Errors :

Warning : Calibrated compound(s) not found

==========

*** End of Report ***

Data File C:\CHEM32\1\DATA\040721\040721 2021-04-07 11-24-23\5L028130.D
Sample Name: M1C0730-05

==========

Acq. Operator : ECL
Seq. Line : 35
Acq. Instrument : HPLC5
Location : Vial 32
Injection Date : 4/8/2021 3:33:29 AM
Inj : 1
Inj Volume : 100 µl
Acq. Method : C:\Chem32\1\DATA\040721\040721 2021-04-07 11-24-23\8330PLUS-PETN.M
Last changed : 4/5/2021 11:57:50 PM by JWR
Analysis Method : C:\CHEM32\1\METHODS\8330PLUS-PETNDA.M
Last changed : 4/9/2021 8:22:33 AM by ECL
Method Info : OVD-SOP#HPLC02: 8330PLUS-PETN Calibration 03/31/2021

Sample Info : 1

==========

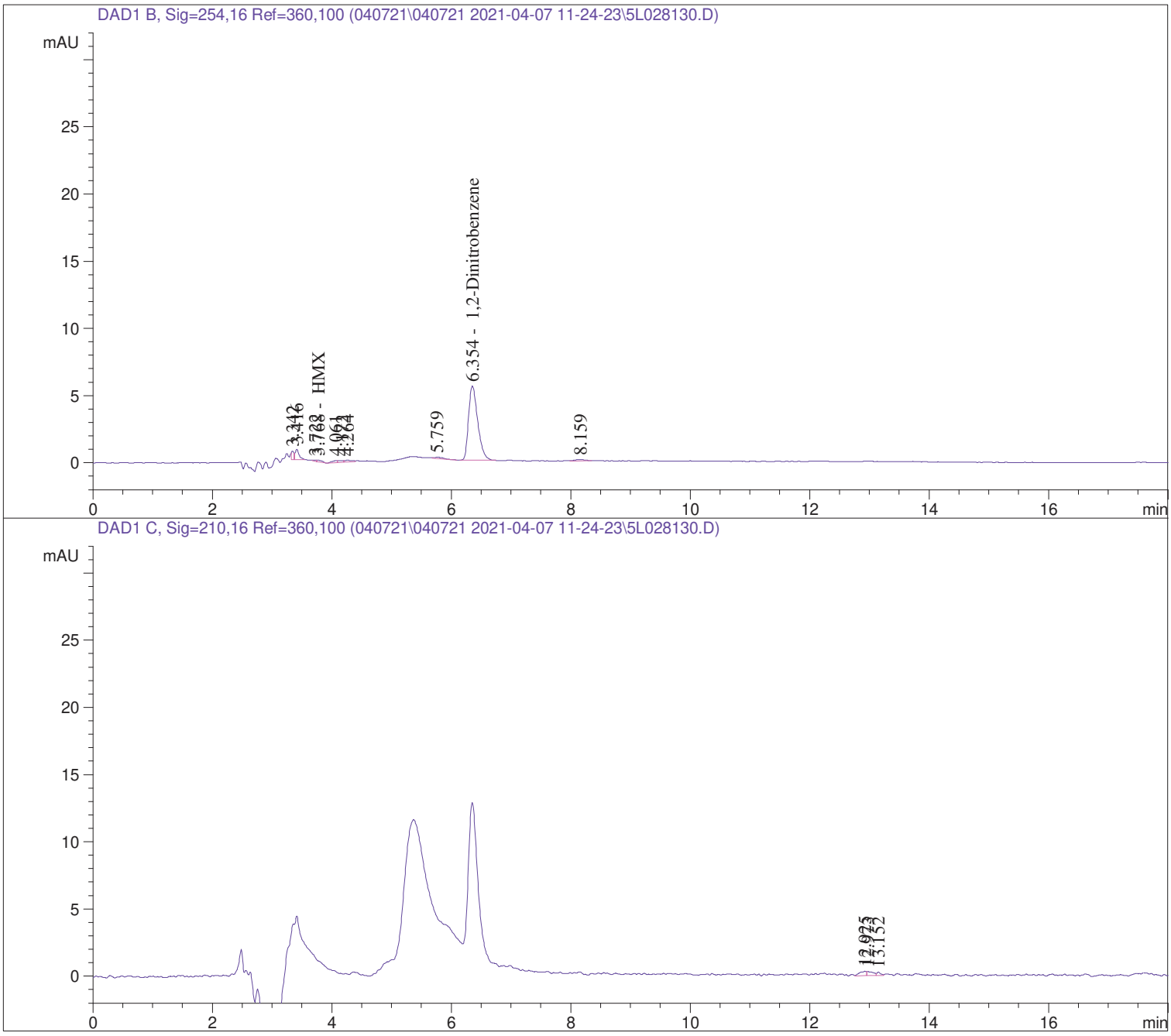

Data File C:\CHEM32\1\DATA\040721\040721 2021-04-07 11-24-23\5L028130.D
Sample Name: M1C0730-05

==========

Acq. Operator : ECL
Seq. Line : 35
Acq. Instrument : HPLC5
Location : Vial 32
Injection Date : 4/8/2021 3:33:29 AM
Inj : 1
Inj Volume : 100 µl
Acq. Method : C:\Chem32\1\DATA\040721\040721 2021-04-07 11-24-23\8330PLUS-PETN.M
Last changed : 4/5/2021 11:57:50 PM by JWR
Analysis Method : C:\CHEM32\1\METHODS\8330PLUS-PETNDA.M
Last changed : 4/9/2021 8:22:33 AM by ECL
Method Info : OVD-SOP#HPLC02: 8330PLUS-PETN Calibration 03/31/2021

Sample Info : 1

==========

==========

External Standard Report

==========

Sorted By : Signal
Calib. Data Modified : 4/6/2021 11:29:02 AM
Multiplier : 1.0000
Dilution : 1.0000
Use Multiplier & Dilution Factor with ISTDs

Signal 1: DAD1 B, Sig=254,16 Ref=360,100

RetTime [min]	Type	Area [mAU*s]	Amt/Area	Amount [ug/L]	Grp	Name
3.768	VV	7.13799e-1	2.53448	1.80911		HMX
4.994		-	-	-		RDX
6.093		-	-	-		1,3,5-Trinitrobenzene
6.354	VBA	58.96756	3.56305	210.10444		1,2-Dinitrobenzene
7.259		-	-	-		1,3-Dinitrobenzene
7.516		-	-	-		Tetryl
7.963		-	-	-		Nitrobenzene
8.608		-	-	-		2,4,6-Trinitrotoluene
9.192		-	-	-		4-Amino-2,6-Dinitrotoluene
9.633		-	-	-		2-Amino-4,6-Dinitrotoluene
9.933		-	-	-		2,6-Dinitrotoluene
10.216		-	-	-		2,4-Dinitrotoluene
11.545		-	-	-		2-Nitrotoluene
12.103		-	-	-		4-Nitrotoluene
12.992		-	-	-		3-Nitrotoluene

Totals : 211.91355

Data File C:\CHEM32\1\DATA\040721\040721 2021-04-07 11-24-23\5L028130.D
Sample Name: M1C0730-05

==========

Acq. Operator : ECL
Seq. Line : 35
Acq. Instrument : HPLC5
Location : Vial 32
Injection Date : 4/8/2021 3:33:29 AM
Inj : 1
Inj Volume : 100 µl
Acq. Method : C:\Chem32\1\DATA\040721\040721 2021-04-07 11-24-23\8330PLUS-PETN.M
Last changed : 4/5/2021 11:57:50 PM by JWR
Analysis Method : C:\CHEM32\1\METHODS\8330PLUS-PETNDA.M
Last changed : 4/9/2021 8:22:33 AM by ECL
Method Info : OVD-SOP#HPLC02: 8330PLUS-PETN Calibration 03/31/2021

Sample Info : 1

==========

Signal 2: DAD1 C, Sig=210,16 Ref=360,100

RetTime [min]	Type	Area [mAU*s]	Amt/Area	Amount [ug/L]	Grp	Name
13.744		-	-	-		PETN

Totals : 0.00000

1 Warnings or Errors :

Warning : Calibrated compound(s) not found

==========

*** End of Report ***

Data File C:\CHEM32\1\DATA\040721\040721 2021-04-07 11-24-23\5L028131.D
Sample Name: M1C0730-06

==========

Acq. Operator : ECL
Seq. Line : 36
Acq. Instrument : HPLC5
Location : Vial 33
Injection Date : 4/8/2021 4:01:42 AM
Inj : 1
Inj Volume : 100 µl
Acq. Method : C:\Chem32\1\DATA\040721\040721 2021-04-07 11-24-23\8330PLUS-PETN.M
Last changed : 4/5/2021 11:57:50 PM by JWR
Analysis Method : C:\CHEM32\1\METHODS\8330PLUS-PETNDA.M
Last changed : 4/9/2021 8:22:33 AM by ECL
Method Info : OVD-SOP#HPLC02: 8330PLUS-PETN Calibration 03/31/2021

Sample Info : 1

==========

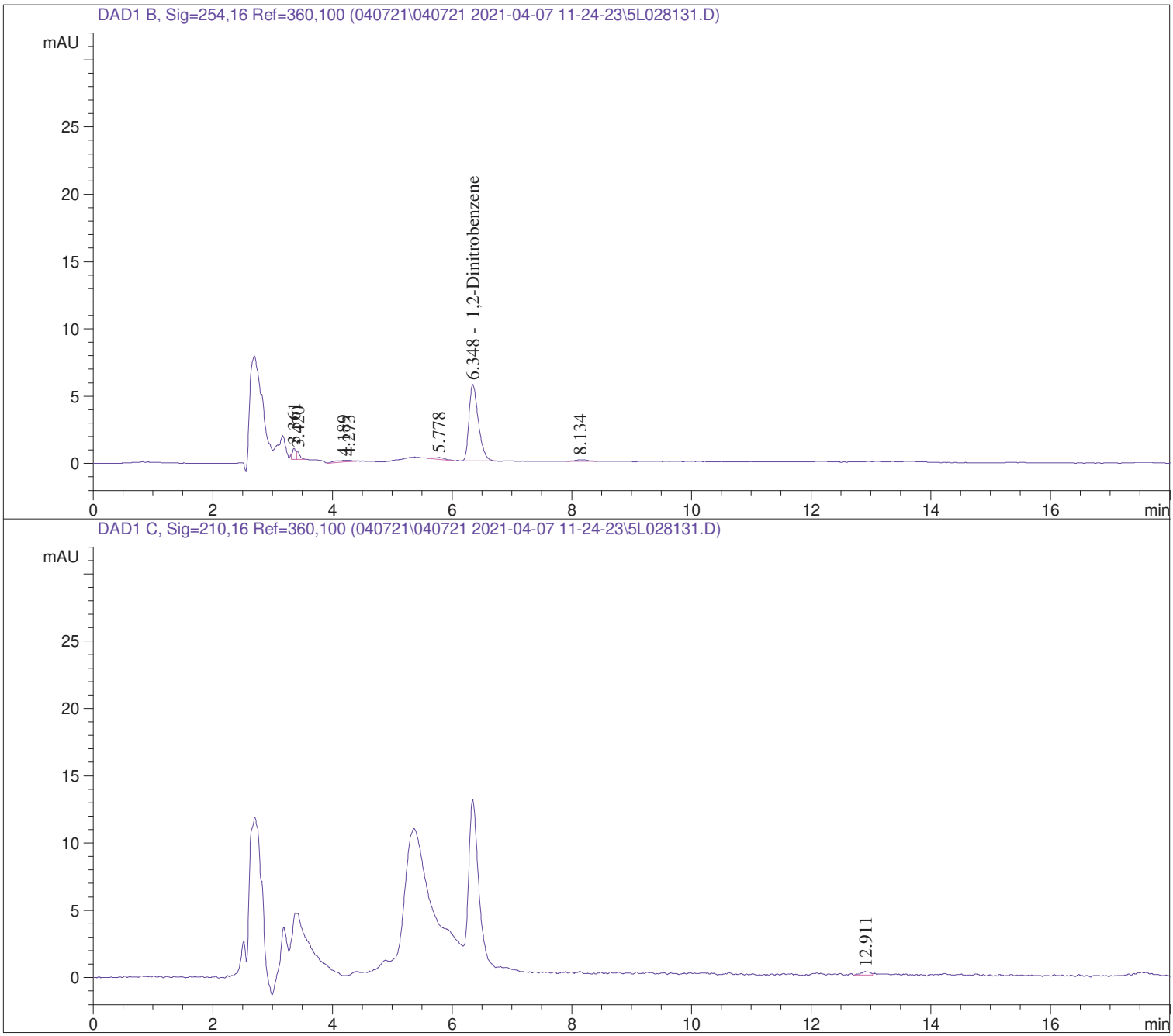

Data File C:\CHEM32\1\DATA\040721\040721 2021-04-07 11-24-23\5L028131.D
Sample Name: M1C0730-06

==========

Acq. Operator : ECL
Seq. Line : 36
Acq. Instrument : HPLC5
Location : Vial 33
Injection Date : 4/8/2021 4:01:42 AM
Inj : 1
Inj Volume : 100 µl
Acq. Method : C:\Chem32\1\DATA\040721\040721 2021-04-07 11-24-23\8330PLUS-PETN.M
Last changed : 4/5/2021 11:57:50 PM by JWR
Analysis Method : C:\CHEM32\1\METHODS\8330PLUS-PETNDA.M
Last changed : 4/9/2021 8:22:33 AM by ECL
Method Info : OVD-SOP#HPLC02: 8330PLUS-PETN Calibration 03/31/2021

Sample Info : 1

==========

==========

External Standard Report

==========

Sorted By : Signal
Calib. Data Modified : 4/6/2021 11:29:02 AM
Multiplier : 1.0000
Dilution : 1.0000
Use Multiplier & Dilution Factor with ISTDs

Signal 1: DAD1 B, Sig=254,16 Ref=360,100

RetTime [min]	Type	Area [mAU*s]	Amt/Area	Amount [ug/L]	Grp	Name
3.753		-	-	-		HMX
4.994		-	-	-		RDX
6.093		-	-	-		1,3,5-Trinitrobenzene
6.348	VV	61.87938	3.56263	220.45349		1,2-Dinitrobenzene
7.259		-	-	-		1,3-Dinitrobenzene
7.516		-	-	-		Tetryl
7.963		-	-	-		Nitrobenzene
8.608		-	-	-		2,4,6-Trinitrotoluene
9.192		-	-	-		4-Amino-2,6-Dinitrotoluene
9.633		-	-	-		2-Amino-4,6-Dinitrotoluene
9.933		-	-	-		2,6-Dinitrotoluene
10.216		-	-	-		2,4-Dinitrotoluene
11.545		-	-	-		2-Nitrotoluene
12.103		-	-	-		4-Nitrotoluene
12.992		-	-	-		3-Nitrotoluene

Totals : 220.45349

Data File C:\CHEM32\1\DATA\040721\040721 2021-04-07 11-24-23\5L028131.D
Sample Name: M1C0730-06

==========

Acq. Operator : ECL
Seq. Line : 36
Acq. Instrument : HPLC5
Location : Vial 33
Injection Date : 4/8/2021 4:01:42 AM
Inj : 1
Inj Volume : 100 µl
Acq. Method : C:\Chem32\1\DATA\040721\040721 2021-04-07 11-24-23\8330PLUS-PETN.M
Last changed : 4/5/2021 11:57:50 PM by JWR
Analysis Method : C:\CHEM32\1\METHODS\8330PLUS-PETNDA.M
Last changed : 4/9/2021 8:22:33 AM by ECL
Method Info : OVD-SOP#HPLC02: 8330PLUS-PETN Calibration 03/31/2021

Sample Info : 1

==========

Signal 2: DAD1 C, Sig=210,16 Ref=360,100

RetTime [min]	Type	Area [mAU*s]	Amt/Area	Amount [ug/L]	Grp	Name
13.744		-	-	-		PETN

Totals : 0.00000

1 Warnings or Errors :

Warning : Calibrated compound(s) not found

==========

*** End of Report ***

Data File C:\CHEM32\1\DATA\040721\040721 2021-04-07 11-24-23\5L028132.D
Sample Name: M1C0730-07

==========

Acq. Operator : ECL
Seq. Line : 37
Acq. Instrument : HPLC5
Location : Vial 34
Injection Date : 4/8/2021 4:29:54 AM
Inj : 1
Inj Volume : 100 µl
Acq. Method : C:\Chem32\1\DATA\040721\040721 2021-04-07 11-24-23\8330PLUS-PETN.M
Last changed : 4/5/2021 11:57:50 PM by JWR
Analysis Method : C:\CHEM32\1\METHODS\8330PLUS-PETNDA.M
Last changed : 4/9/2021 8:22:33 AM by ECL
Method Info : OVD-SOP#HPLC02: 8330PLUS-PETN Calibration 03/31/2021

Sample Info : 1

==========

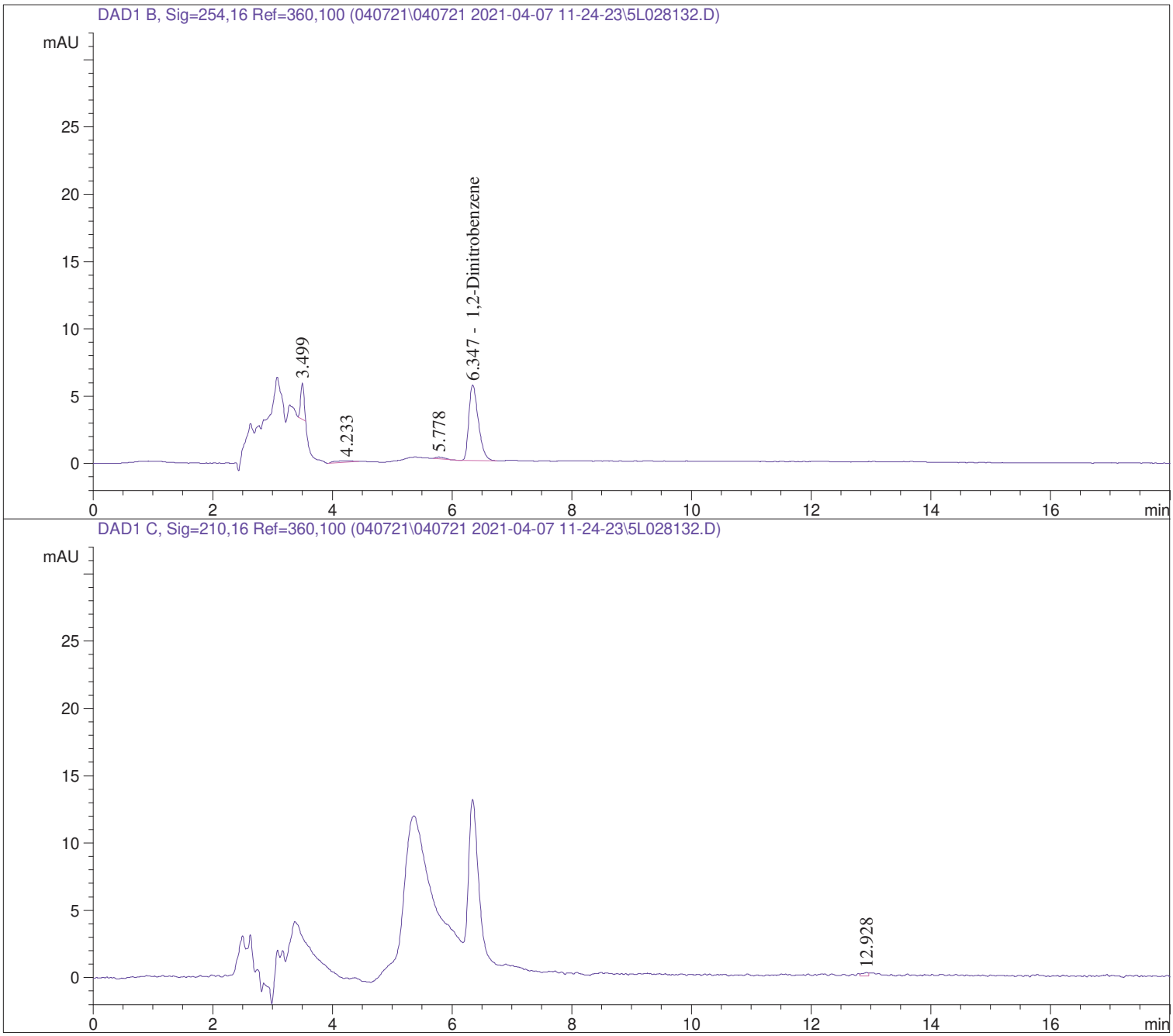

Data File C:\CHEM32\1\DATA\040721\040721 2021-04-07 11-24-23\5L028132.D
Sample Name: M1C0730-07

==========

Acq. Operator : ECL Seq. Line : 37
Acq. Instrument : HPLC5 Location : Vial 34
Injection Date : 4/8/2021 4:29:54 AM Inj : 1
Inj Volume : 100 µl
Acq. Method : C:\Chem32\1\DATA\040721\040721 2021-04-07 11-24-23\8330PLUS-PETN.M
Last changed : 4/5/2021 11:57:50 PM by JWR
Analysis Method : C:\CHEM32\1\METHODS\8330PLUS-PETNDA.M
Last changed : 4/9/2021 8:22:33 AM by ECL
Method Info : OVD-SOP#HPLC02: 8330PLUS-PETN Calibration 03/31/2021

Sample Info : 1

==========

==========

External Standard Report

==========

Sorted By : Signal
Calib. Data Modified : 4/6/2021 11:29:02 AM
Multiplier : 1.0000
Dilution : 1.0000
Use Multiplier & Dilution Factor with ISTDs

Signal 1: DAD1 B, Sig=254,16 Ref=360,100

RetTime [min]	Type	Area [mAU*s]	Amt/Area	Amount [ug/L]	Grp	Name
3.753		-	-	-		HMX
4.994		-	-	-		RDX
6.093		-	-	-		1,3,5-Trinitrobenzene
6.347	VBA	61.69724	3.56266	219.80615		1,2-Dinitrobenzene
7.259		-	-	-		1,3-Dinitrobenzene
7.516		-	-	-		Tetryl
7.963		-	-	-		Nitrobenzene
8.608		-	-	-		2,4,6-Trinitrotoluene
9.192		-	-	-		4-Amino-2,6-Dinitrotoluene
9.633		-	-	-		2-Amino-4,6-Dinitrotoluene
9.933		-	-	-		2,6-Dinitrotoluene
10.216		-	-	-		2,4-Dinitrotoluene
11.545		-	-	-		2-Nitrotoluene
12.103		-	-	-		4-Nitrotoluene
12.992		-	-	-		3-Nitrotoluene

Totals : 219.80615

Data File C:\CHEM32\1\DATA\040721\040721 2021-04-07 11-24-23\5L028132.D
Sample Name: M1C0730-07

==========

Acq. Operator : ECL Seq. Line : 37
Acq. Instrument : HPLC5 Location : Vial 34
Injection Date : 4/8/2021 4:29:54 AM Inj : 1
Inj Volume : 100 µl
Acq. Method : C:\Chem32\1\DATA\040721\040721 2021-04-07 11-24-23\8330PLUS-PETN.M
Last changed : 4/5/2021 11:57:50 PM by JWR
Analysis Method : C:\CHEM32\1\METHODS\8330PLUS-PETNDA.M
Last changed : 4/9/2021 8:22:33 AM by ECL
Method Info : OVD-SOP#HPLC02: 8330PLUS-PETN Calibration 03/31/2021

Sample Info : 1

==========

Signal 2: DAD1 C, Sig=210,16 Ref=360,100

RetTime [min]	Type	Area [mAU*s]	Amt/Area	Amount [ug/L]	Grp	Name
13.744		-	-	-		PETN

Totals : 0.00000

1 Warnings or Errors :

Warning : Calibrated compound(s) not found

==========

*** End of Report ***

Data File C:\CHEM32\1\DATA\040721\040721 2021-04-07 11-24-23\5L028133.D
Sample Name: M1C0730-08

==========

Acq. Operator : ECL
Seq. Line : 38
Acq. Instrument : HPLC5
Location : Vial 35
Injection Date : 4/8/2021 4:58:03 AM
Inj : 1
Inj Volume : 100 µl
Acq. Method : C:\Chem32\1\DATA\040721\040721 2021-04-07 11-24-23\8330PLUS-PETN.M
Last changed : 4/5/2021 11:57:50 PM by JWR
Analysis Method : C:\CHEM32\1\METHODS\8330PLUS-PETNDA.M
Last changed : 4/9/2021 8:22:33 AM by ECL
Method Info : OVD-SOP#HPLC02: 8330PLUS-PETN Calibration 03/31/2021

Sample Info : 1

==========

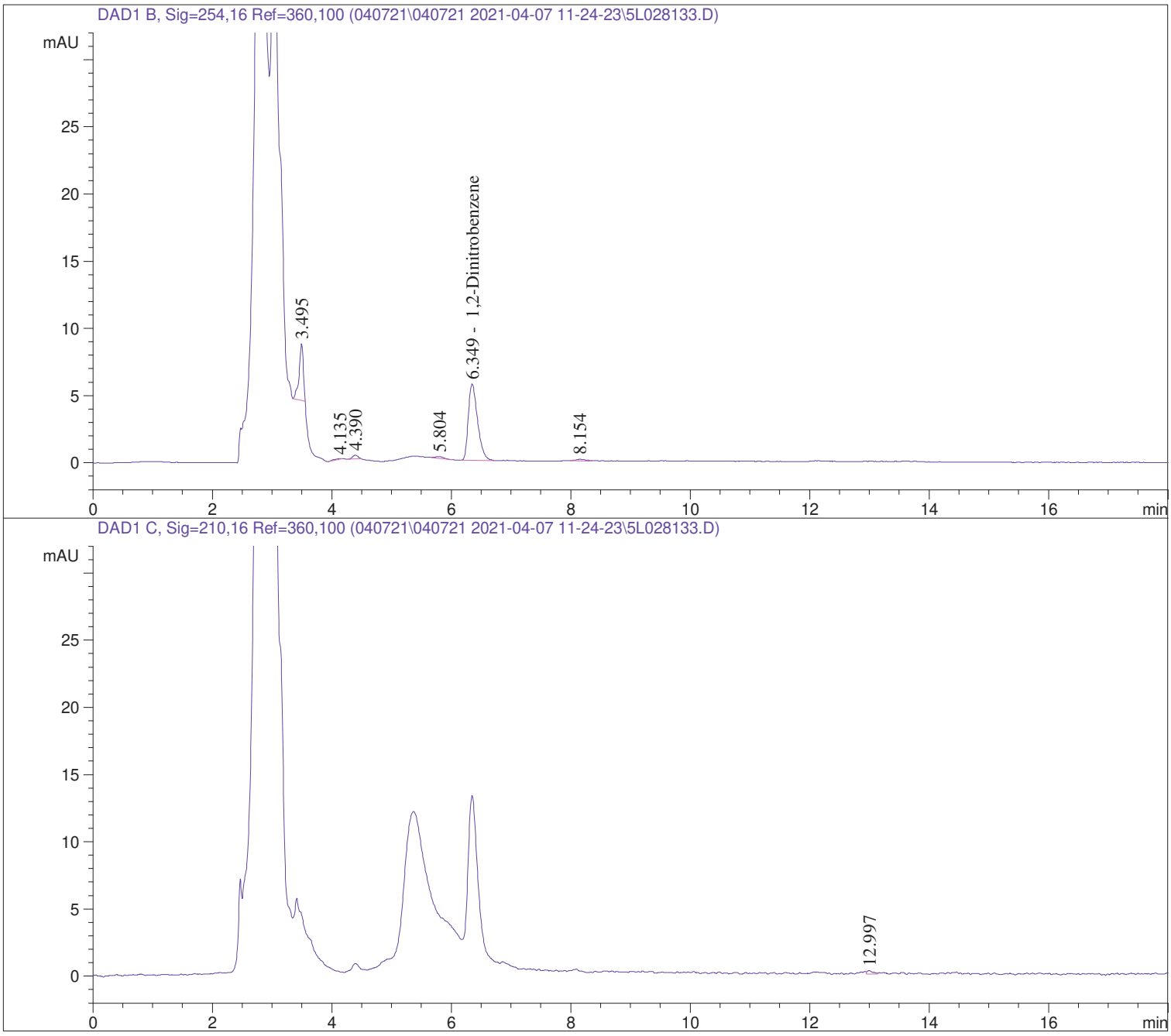

Data File C:\CHEM32\1\DATA\040721\040721 2021-04-07 11-24-23\5L028133.D
Sample Name: M1C0730-08

==========

Acq. Operator : ECL Seq. Line : 38
Acq. Instrument : HPLC5 Location : Vial 35
Injection Date : 4/8/2021 4:58:03 AM Inj : 1
Inj Volume : 100 µl
Acq. Method : C:\Chem32\1\DATA\040721\040721 2021-04-07 11-24-23\8330PLUS-PETN.M
Last changed : 4/5/2021 11:57:50 PM by JWR
Analysis Method : C:\CHEM32\1\METHODS\8330PLUS-PETNDA.M
Last changed : 4/9/2021 8:22:33 AM by ECL
Method Info : OVD-SOP#HPLC02: 8330PLUS-PETN Calibration 03/31/2021

Sample Info : 1

==========

==========

External Standard Report

==========

Sorted By : Signal
Calib. Data Modified : 4/6/2021 11:29:02 AM
Multiplier : 1.0000
Dilution : 1.0000
Use Multiplier & Dilution Factor with ISTDs

Signal 1: DAD1 B, Sig=254,16 Ref=360,100

RetTime [min]	Type	Area [mAU*s]	Amt/Area	Amount [ug/L]	Grp	Name
3.753		-	-	-		HMX
4.994		-	-	-		RDX
6.093		-	-	-		1,3,5-Trinitrobenzene
6.349	VBA	60.91141	3.56277	217.01318		1,2-Dinitrobenzene
7.259		-	-	-		1,3-Dinitrobenzene
7.516		-	-	-		Tetryl
7.963		-	-	-		Nitrobenzene
8.608		-	-	-		2,4,6-Trinitrotoluene
9.192		-	-	-		4-Amino-2,6-Dinitrotoluene
9.633		-	-	-		2-Amino-4,6-Dinitrotoluene
9.933		-	-	-		2,6-Dinitrotoluene
10.216		-	-	-		2,4-Dinitrotoluene
11.545		-	-	-		2-Nitrotoluene
12.103		-	-	-		4-Nitrotoluene
12.992		-	-	-		3-Nitrotoluene

Totals : 217.01318

Data File C:\CHEM32\1\DATA\040721\040721 2021-04-07 11-24-23\5L028133.D
Sample Name: M1C0730-08

==========

Acq. Operator : ECL Seq. Line : 38
Acq. Instrument : HPLC5 Location : Vial 35
Injection Date : 4/8/2021 4:58:03 AM Inj : 1
Inj Volume : 100 µl
Acq. Method : C:\Chem32\1\DATA\040721\040721 2021-04-07 11-24-23\8330PLUS-PETN.M
Last changed : 4/5/2021 11:57:50 PM by JWR
Analysis Method : C:\CHEM32\1\METHODS\8330PLUS-PETNDA.M
Last changed : 4/9/2021 8:22:33 AM by ECL
Method Info : OVD-SOP#HPLC02: 8330PLUS-PETN Calibration 03/31/2021

Sample Info : 1

==========

Signal 2: DAD1 C, Sig=210,16 Ref=360,100

RetTime [min]	Type	Area [mAU*s]	Amt/Area	Amount [ug/L]	Grp	Name
13.744		-	-	-		PETN

Totals : 0.00000

1 Warnings or Errors :

Warning : Calibrated compound(s) not found

==========

*** End of Report ***

Data File C:\CHEM32\1\DATA\040721\040721 2021-04-07 11-24-23\5L028134.D
Sample Name: M1C0730-09

==========

Acq. Operator : ECL
Seq. Line : 39
Acq. Instrument : HPLC5
Location : Vial 36
Injection Date : 4/8/2021 5:26:15 AM
Inj : 1
Inj Volume : 100 µl
Acq. Method : C:\Chem32\1\DATA\040721\040721 2021-04-07 11-24-23\8330PLUS-PETN.M
Last changed : 4/5/2021 11:57:50 PM by JWR
Analysis Method : C:\CHEM32\1\METHODS\8330PLUS-PETNDA.M
Last changed : 4/9/2021 8:22:33 AM by ECL
Method Info : OVD-SOP#HPLC02: 8330PLUS-PETN Calibration 03/31/2021

Sample Info : 1

==========

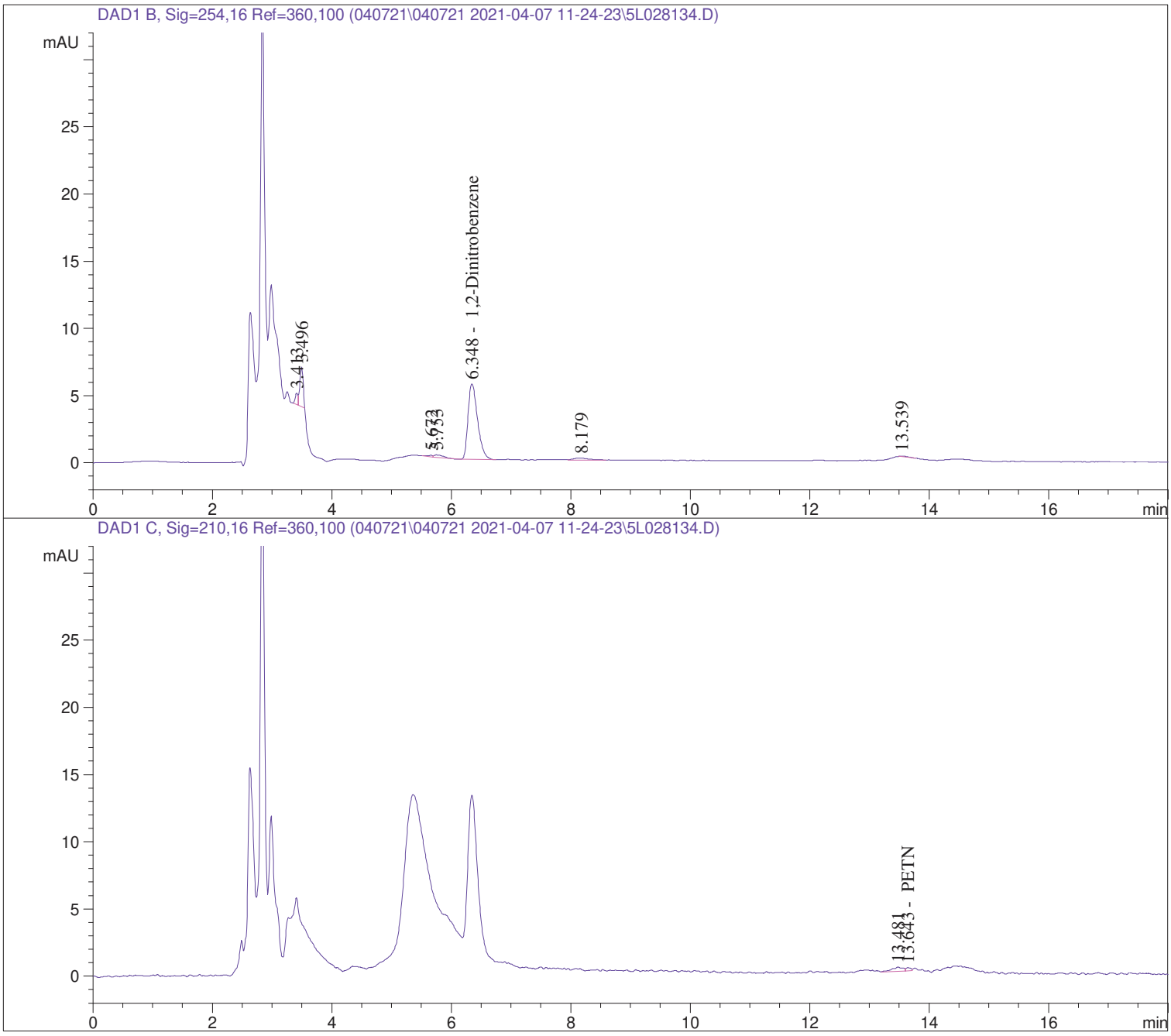

Data File C:\CHEM32\1\DATA\040721\040721 2021-04-07 11-24-23\5L028134.D
Sample Name: M1C0730-09

==========

Acq. Operator : ECL
Seq. Line : 39
Acq. Instrument : HPLC5
Location : Vial 36
Injection Date : 4/8/2021 5:26:15 AM
Inj : 1
Inj Volume : 100 µl
Acq. Method : C:\Chem32\1\DATA\040721\040721 2021-04-07 11-24-23\8330PLUS-PETN.M
Last changed : 4/5/2021 11:57:50 PM by JWR
Analysis Method : C:\CHEM32\1\METHODS\8330PLUS-PETNDA.M
Last changed : 4/9/2021 8:22:33 AM by ECL
Method Info : OVD-SOP#HPLC02: 8330PLUS-PETN Calibration 03/31/2021

Sample Info : 1

==========

==========

External Standard Report

==========

Sorted By : Signal
Calib. Data Modified : 4/6/2021 11:29:02 AM
Multiplier : 1.0000
Dilution : 1.0000
Use Multiplier & Dilution Factor with ISTDs

Signal 1: DAD1 B, Sig=254,16 Ref=360,100

RetTime [min]	Type	Area [mAU*s]	Amt/Area	Amount [ug/L]	Grp	Name
3.753		-	-	-		HMX
4.994		-	-	-		RDX
6.093		-	-	-		1,3,5-Trinitrobenzene
6.348	VBA	62.44000	3.56256	222.44602		1,2-Dinitrobenzene
7.259		-	-	-		1,3-Dinitrobenzene
7.516		-	-	-		Tetryl
7.963		-	-	-		Nitrobenzene
8.608		-	-	-		2,4,6-Trinitrotoluene
9.192		-	-	-		4-Amino-2,6-Dinitrotoluene
9.633		-	-	-		2-Amino-4,6-Dinitrotoluene
9.933		-	-	-		2,6-Dinitrotoluene
10.216		-	-	-		2,4-Dinitrotoluene
11.545		-	-	-		2-Nitrotoluene
12.103		-	-	-		4-Nitrotoluene
12.992		-	-	-		3-Nitrotoluene

Totals : 222.44602

Data File C:\CHEM32\1\DATA\040721\040721 2021-04-07 11-24-23\5L028134.D
Sample Name: M1C0730-09

==========

Acq. Operator : ECL Seq. Line : 39
Acq. Instrument : HPLC5 Location : Vial 36
Injection Date : 4/8/2021 5:26:15 AM Inj : 1
Inj Volume : 100 µl
Acq. Method : C:\Chem32\1\DATA\040721\040721 2021-04-07 11-24-23\8330PLUS-PETN.M
Last changed : 4/5/2021 11:57:50 PM by JWR
Analysis Method : C:\CHEM32\1\METHODS\8330PLUS-PETNDA.M
Last changed : 4/9/2021 8:22:33 AM by ECL
Method Info : OVD-SOP#HPLC02: 8330PLUS-PETN Calibration 03/31/2021

Sample Info : 1

==========

Signal 2: DAD1 C, Sig=210,16 Ref=360,100

RetTime [min]	Type	Area [mAU*s]	Amt/Area	Amount [ug/L]	Grp	Name
13.643	VV	1.28019	1.23035	1.57508		PETN

Totals : 1.57508

1 Warnings or Errors :

Warning : Calibrated compound(s) not found

==========

*** End of Report ***

Data File C:\CHEM32\1\DATA\040721\040721 2021-04-07 11-24-23\5L028135.D
Sample Name: M1C0730-10

==========

Acq. Operator : ECL
Seq. Line : 40
Acq. Instrument : HPLC5
Location : Vial 37
Injection Date : 4/8/2021 5:54:30 AM
Inj : 1
Inj Volume : 100 µl
Acq. Method : C:\Chem32\1\DATA\040721\040721 2021-04-07 11-24-23\8330PLUS-PETN.M
Last changed : 4/5/2021 11:57:50 PM by JWR
Analysis Method : C:\CHEM32\1\METHODS\8330PLUS-PETNDA.M
Last changed : 4/9/2021 8:22:33 AM by ECL
Method Info : OVD-SOP#HPLC02: 8330PLUS-PETN Calibration 03/31/2021

Sample Info : 1

==========

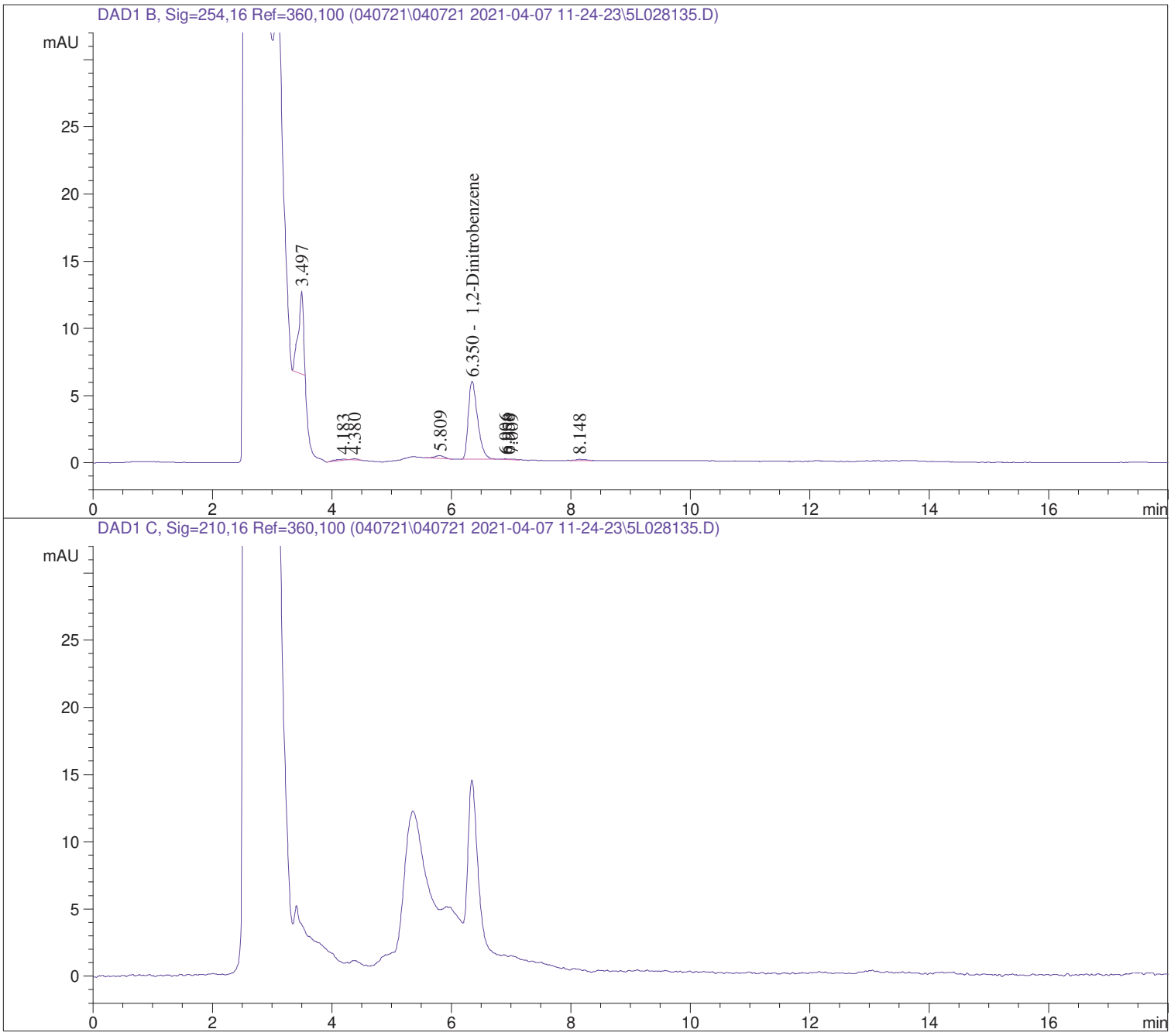

Data File C:\CHEM32\1\DATA\040721\040721 2021-04-07 11-24-23\5L028135.D
Sample Name: M1C0730-10

==========

Acq. Operator : ECL
Seq. Line : 40
Acq. Instrument : HPLC5
Location : Vial 37
Injection Date : 4/8/2021 5:54:30 AM
Inj : 1
Inj Volume : 100 µl
Acq. Method : C:\Chem32\1\DATA\040721\040721 2021-04-07 11-24-23\8330PLUS-PETN.M
Last changed : 4/5/2021 11:57:50 PM by JWR
Analysis Method : C:\CHEM32\1\METHODS\8330PLUS-PETNDA.M
Last changed : 4/9/2021 8:22:33 AM by ECL
Method Info : OVD-SOP#HPLC02: 8330PLUS-PETN Calibration 03/31/2021

Sample Info : 1

==========

==========

External Standard Report

==========

Sorted By : Signal
Calib. Data Modified : 4/6/2021 11:29:02 AM
Multiplier : 1.0000
Dilution : 1.0000
Use Multiplier & Dilution Factor with ISTDs

Signal 1: DAD1 B, Sig=254,16 Ref=360,100

RetTime [min]	Type	Area [mAU*s]	Amt/Area	Amount [ug/L]	Grp	Name
3.753		-	-	-		HMX
4.994		-	-	-		RDX
6.093		-	-	-		1,3,5-Trinitrobenzene
6.350	VBA	62.54565	3.56254	222.82152		1,2-Dinitrobenzene
7.259		-	-	-		1,3-Dinitrobenzene
7.516		-	-	-		Tetryl
7.963		-	-	-		Nitrobenzene
8.608		-	-	-		2,4,6-Trinitrotoluene
9.192		-	-	-		4-Amino-2,6-Dinitrotoluene
9.633		-	-	-		2-Amino-4,6-Dinitrotoluene
9.933		-	-	-		2,6-Dinitrotoluene
10.216		-	-	-		2,4-Dinitrotoluene
11.545		-	-	-		2-Nitrotoluene
12.103		-	-	-		4-Nitrotoluene
12.992		-	-	-		3-Nitrotoluene

Totals : 222.82152

Data File C:\CHEM32\1\DATA\040721\040721 2021-04-07 11-24-23\5L028135.D
Sample Name: M1C0730-10

==========

Acq. Operator : ECL Seq. Line : 40
Acq. Instrument : HPLC5 Location : Vial 37
Injection Date : 4/8/2021 5:54:30 AM Inj : 1
Inj Volume : 100 µl
Acq. Method : C:\Chem32\1\DATA\040721\040721 2021-04-07 11-24-23\8330PLUS-PETN.M
Last changed : 4/5/2021 11:57:50 PM by JWR
Analysis Method : C:\CHEM32\1\METHODS\8330PLUS-PETNDA.M
Last changed : 4/9/2021 8:22:33 AM by ECL
Method Info : OVD-SOP#HPLC02: 8330PLUS-PETN Calibration 03/31/2021

Sample Info : 1

==========

Signal 2: DAD1 C, Sig=210,16 Ref=360,100

RetTime [min]	Type	Area [mAU*s]	Amt/Area	Amount [ug/L]	Grp	Name
13.744		-	-	-		PETN

Totals : 0.00000

1 Warnings or Errors :

Warning : Calibrated compound(s) not found

==========

*** End of Report ***

Data File C:\CHEM32\1\DATA\040721\040721 2021-04-07 11-24-23\5L028138.D
Sample Name: M1C0730-11

==========

Acq. Operator : ECL
Seq. Line : 43
Acq. Instrument : HPLC5
Location : Vial 40
Injection Date : 4/8/2021 7:19:06 AM
Inj : 1
Inj Volume : 100 µl
Acq. Method : C:\Chem32\1\DATA\040721\040721 2021-04-07 11-24-23\8330PLUS-PETN.M
Last changed : 4/5/2021 11:57:50 PM by JWR
Analysis Method : C:\CHEM32\1\METHODS\8330PLUS-PETNDA.M
Last changed : 4/9/2021 8:22:33 AM by ECL
Method Info : OVD-SOP#HPLC02: 8330PLUS-PETN Calibration 03/31/2021

Sample Info : 1

==========

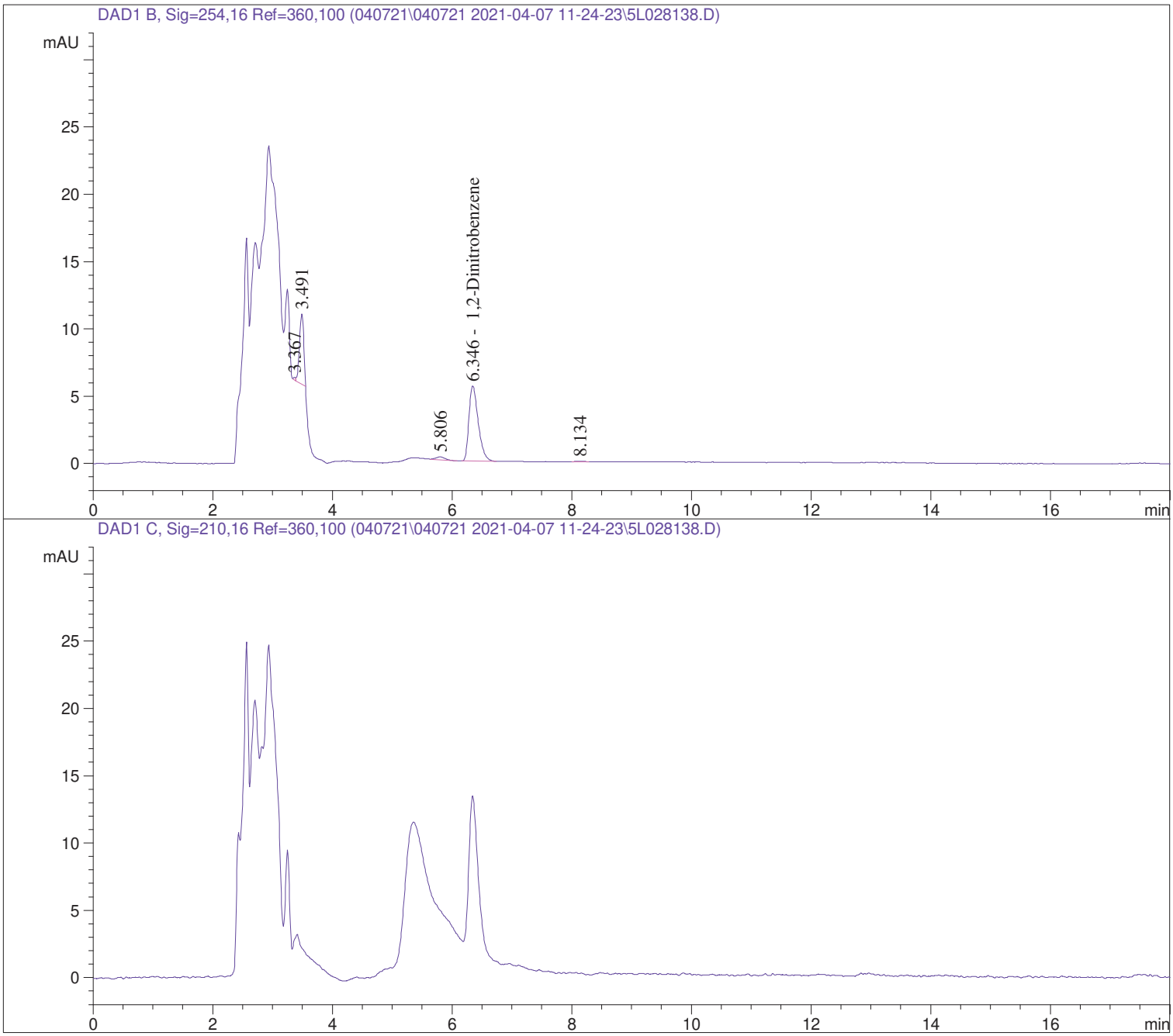

Data File C:\CHEM32\1\DATA\040721\040721 2021-04-07 11-24-23\5L028138.D
Sample Name: M1C0730-11

==========

Acq. Operator : ECL Seq. Line : 43
Acq. Instrument : HPLC5 Location : Vial 40
Injection Date : 4/8/2021 7:19:06 AM Inj : 1
Inj Volume : 100 µl
Acq. Method : C:\Chem32\1\DATA\040721\040721 2021-04-07 11-24-23\8330PLUS-PETN.M
Last changed : 4/5/2021 11:57:50 PM by JWR
Analysis Method : C:\CHEM32\1\METHODS\8330PLUS-PETNDA.M
Last changed : 4/9/2021 8:22:33 AM by ECL
Method Info : OVD-SOP#HPLC02: 8330PLUS-PETN Calibration 03/31/2021

Sample Info : 1

==========

==========

External Standard Report

==========

Sorted By : Signal
Calib. Data Modified : 4/6/2021 11:29:02 AM
Multiplier : 1.0000
Dilution : 1.0000
Use Multiplier & Dilution Factor with ISTDs

Signal 1: DAD1 B, Sig=254,16 Ref=360,100

RetTime [min]	Type	Area [mAU*s]	Amt/Area	Amount [ug/L]	Grp	Name
3.753		-	-	-		HMX
4.994		-	-	-		RDX
6.093		-	-	-		1,3,5-Trinitrobenzene
6.346	VBA	60.85050	3.56278	216.79670		1,2-Dinitrobenzene
7.259		-	-	-		1,3-Dinitrobenzene
7.516		-	-	-		Tetryl
7.963		-	-	-		Nitrobenzene
8.608		-	-	-		2,4,6-Trinitrotoluene
9.192		-	-	-		4-Amino-2,6-Dinitrotoluene
9.633		-	-	-		2-Amino-4,6-Dinitrotoluene
9.933		-	-	-		2,6-Dinitrotoluene
10.216		-	-	-		2,4-Dinitrotoluene
11.545		-	-	-		2-Nitrotoluene
12.103		-	-	-		4-Nitrotoluene
12.992		-	-	-		3-Nitrotoluene

Totals : 216.79670

Data File C:\CHEM32\1\DATA\040721\040721 2021-04-07 11-24-23\5L028138.D
Sample Name: M1C0730-11

==========

Acq. Operator : ECL Seq. Line : 43
Acq. Instrument : HPLC5 Location : Vial 40
Injection Date : 4/8/2021 7:19:06 AM Inj : 1
Inj Volume : 100 µl
Acq. Method : C:\Chem32\1\DATA\040721\040721 2021-04-07 11-24-23\8330PLUS-PETN.M
Last changed : 4/5/2021 11:57:50 PM by JWR
Analysis Method : C:\CHEM32\1\METHODS\8330PLUS-PETNDA.M
Last changed : 4/9/2021 8:22:33 AM by ECL
Method Info : OVD-SOP#HPLC02: 8330PLUS-PETN Calibration 03/31/2021

Sample Info : 1

==========

Signal 2: DAD1 C, Sig=210,16 Ref=360,100

RetTime [min]	Type	Area [mAU*s]	Amt/Area	Amount [ug/L]	Grp	Name
13.744		-	-	-		PETN

Totals : 0.00000

1 Warnings or Errors :

Warning : Calibrated compound(s) not found

==========

*** End of Report ***

Data File C:\CHEM32\1\DATA\040721\040721 2021-04-07 11-24-23\5L028139.D
Sample Name: M1C0730-12

==========

Acq. Operator : ECL
Seq. Line : 44
Acq. Instrument : HPLC5
Location : Vial 41
Injection Date : 4/8/2021 7:47:18 AM
Inj : 1
Inj Volume : 100 µl
Acq. Method : C:\Chem32\1\DATA\040721\040721 2021-04-07 11-24-23\8330PLUS-PETN.M
Last changed : 4/5/2021 11:57:50 PM by JWR
Analysis Method : C:\CHEM32\1\METHODS\8330PLUS-PETNDA.M
Last changed : 4/9/2021 8:22:33 AM by ECL
Method Info : OVD-SOP#HPLC02: 8330PLUS-PETN Calibration 03/31/2021

Sample Info : 1

==========

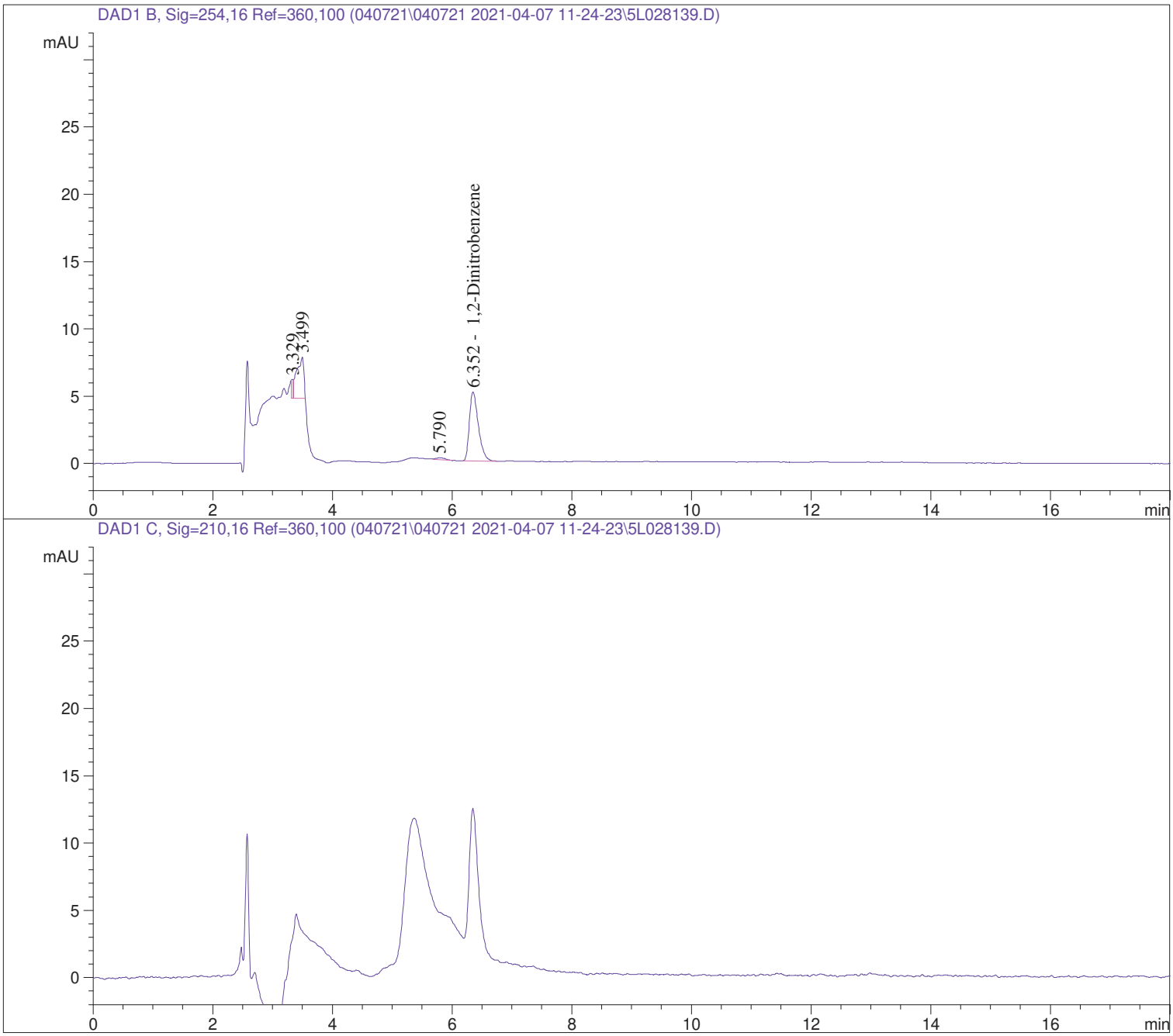

Data File C:\CHEM32\1\DATA\040721\040721 2021-04-07 11-24-23\5L028139.D
Sample Name: M1C0730-12

==========

Acq. Operator : ECL
Seq. Line : 44
Acq. Instrument : HPLC5
Location : Vial 41
Injection Date : 4/8/2021 7:47:18 AM
Inj : 1
Inj Volume : 100 µl
Acq. Method : C:\Chem32\1\DATA\040721\040721 2021-04-07 11-24-23\8330PLUS-PETN.M
Last changed : 4/5/2021 11:57:50 PM by JWR
Analysis Method : C:\CHEM32\1\METHODS\8330PLUS-PETNDA.M
Last changed : 4/9/2021 8:22:33 AM by ECL
Method Info : OVD-SOP#HPLC02: 8330PLUS-PETN Calibration 03/31/2021

Sample Info : 1

==========

==========

External Standard Report

==========

Sorted By : Signal
Calib. Data Modified : 4/6/2021 11:29:02 AM
Multiplier : 1.0000
Dilution : 1.0000
Use Multiplier & Dilution Factor with ISTDs

Signal 1: DAD1 B, Sig=254,16 Ref=360,100

RetTime [min]	Type	Area [mAU*s]	Amt/Area	Amount [ug/L]	Grp	Name
3.753		-	-	-		HMX
4.994		-	-	-		RDX
6.093		-	-	-		1,3,5-Trinitrobenzene
6.352	VBA	53.45172	3.56397	190.50030		1,2-Dinitrobenzene
7.259		-	-	-		1,3-Dinitrobenzene
7.516		-	-	-		Tetryl
7.963		-	-	-		Nitrobenzene
8.608		-	-	-		2,4,6-Trinitrotoluene
9.192		-	-	-		4-Amino-2,6-Dinitrotoluene
9.633		-	-	-		2-Amino-4,6-Dinitrotoluene
9.933		-	-	-		2,6-Dinitrotoluene
10.216		-	-	-		2,4-Dinitrotoluene
11.545		-	-	-		2-Nitrotoluene
12.103		-	-	-		4-Nitrotoluene
12.992		-	-	-		3-Nitrotoluene

Totals : 190.50030

Data File C:\CHEM32\1\DATA\040721\040721 2021-04-07 11-24-23\5L028139.D
Sample Name: M1C0730-12

==========

Acq. Operator : ECL Seq. Line : 44
Acq. Instrument : HPLC5 Location : Vial 41
Injection Date : 4/8/2021 7:47:18 AM Inj : 1
Inj Volume : 100 µl
Acq. Method : C:\Chem32\1\DATA\040721\040721 2021-04-07 11-24-23\8330PLUS-PETN.M
Last changed : 4/5/2021 11:57:50 PM by JWR
Analysis Method : C:\CHEM32\1\METHODS\8330PLUS-PETNDA.M
Last changed : 4/9/2021 8:22:33 AM by ECL
Method Info : OVD-SOP#HPLC02: 8330PLUS-PETN Calibration 03/31/2021

Sample Info : 1

==========

Signal 2: DAD1 C, Sig=210,16 Ref=360,100

RetTime [min]	Type	Area [mAU*s]	Amt/Area	Amount [ug/L]	Grp	Name
13.744		-	-	-		PETN

Totals : 0.00000

1 Warnings or Errors :

Warning : Calibrated compound(s) not found

==========

*** End of Report ***

Data File C:\CHEM32\1\DATA\040821\040821 2021-04-08 12-12-43\5L028146.D
Sample Name: M1C0730-13

==========

Acq. Operator : ECL
Seq. Line : 6
Acq. Instrument : HPLC5
Location : Vial 6
Injection Date : 4/8/2021 2:38:35 PM
Inj : 1
Inj Volume : 100 µl
Acq. Method : C:\Chem32\1\DATA\040821\040821 2021-04-08 12-12-43\8330PLUS-PETN.M
Last changed : 4/5/2021 11:57:50 PM by JWR
Analysis Method : C:\CHEM32\1\METHODS\8330PLUS-PETNDA.M
Last changed : 4/9/2021 8:22:33 AM by ECL
Method Info : OVD-SOP#HPLC02: 8330PLUS-PETN Calibration 03/31/2021

Sample Info : 1

==========

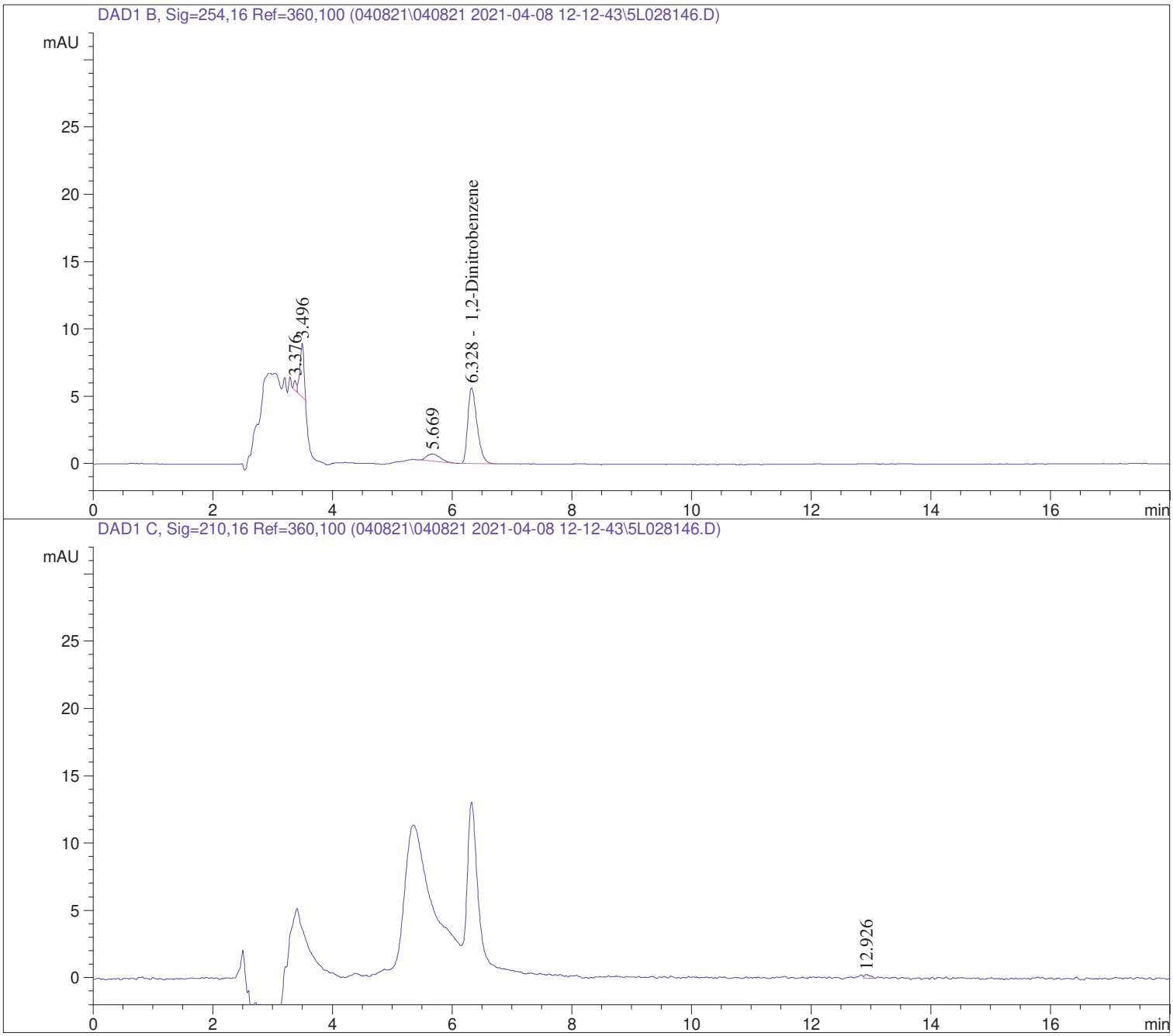

Data File C:\CHEM32\1\DATA\040821\040821 2021-04-08 12-12-43\5L028146.D
Sample Name: M1C0730-13

==========

Acq. Operator : ECL Seq. Line : 6
Acq. Instrument : HPLC5 Location : Vial 6
Injection Date : 4/8/2021 2:38:35 PM Inj : 1
Inj Volume : 100 µl
Acq. Method : C:\Chem32\1\DATA\040821\040821 2021-04-08 12-12-43\8330PLUS-PETN.M
Last changed : 4/5/2021 11:57:50 PM by JWR
Analysis Method : C:\CHEM32\1\METHODS\8330PLUS-PETNDA.M
Last changed : 4/9/2021 8:22:33 AM by ECL
Method Info : OVD-SOP#HPLC02: 8330PLUS-PETN Calibration 03/31/2021

Sample Info : 1

==========

==========

External Standard Report

==========

Sorted By : Signal
Calib. Data Modified : 4/6/2021 11:29:02 AM
Multiplier : 1.0000
Dilution : 1.0000
Use Multiplier & Dilution Factor with ISTDs

Signal 1: DAD1 B, Sig=254,16 Ref=360,100

RetTime [min]	Type	Area [mAU*s]	Amt/Area	Amount [ug/L]	Grp	Name
3.753		-	-	-		HMX
4.994		-	-	-		RDX
6.093		-	-	-		1,3,5-Trinitrobenzene
6.328	VBA	61.00416	3.56275	217.34283		1,2-Dinitrobenzene
7.259		-	-	-		1,3-Dinitrobenzene
7.516		-	-	-		Tetryl
7.963		-	-	-		Nitrobenzene
8.608		-	-	-		2,4,6-Trinitrotoluene
9.192		-	-	-		4-Amino-2,6-Dinitrotoluene
9.633		-	-	-		2-Amino-4,6-Dinitrotoluene
9.933		-	-	-		2,6-Dinitrotoluene
10.216		-	-	-		2,4-Dinitrotoluene
11.545		-	-	-		2-Nitrotoluene
12.103		-	-	-		4-Nitrotoluene
12.992		-	-	-		3-Nitrotoluene

Totals : 217.34283

Data File C:\CHEM32\1\DATA\040821\040821 2021-04-08 12-12-43\5L028146.D
Sample Name: M1C0730-13

==========

Acq. Operator : ECL Seq. Line : 6
Acq. Instrument : HPLC5 Location : Vial 6
Injection Date : 4/8/2021 2:38:35 PM Inj : 1
Inj Volume : 100 µl
Acq. Method : C:\Chem32\1\DATA\040821\040821 2021-04-08 12-12-43\8330PLUS-PETN.M
Last changed : 4/5/2021 11:57:50 PM by JWR
Analysis Method : C:\CHEM32\1\METHODS\8330PLUS-PETNDA.M
Last changed : 4/9/2021 8:22:33 AM by ECL
Method Info : OVD-SOP#HPLC02: 8330PLUS-PETN Calibration 03/31/2021

Sample Info : 1

==========

Signal 2: DAD1 C, Sig=210,16 Ref=360,100

RetTime [min]	Type	Area [mAU*s]	Amt/Area	Amount [ug/L]	Grp	Name
13.744		-	-	-		PETN

Totals : 0.00000

1 Warnings or Errors :

Warning : Calibrated compound(s) not found

==========

*** End of Report ***

Data File C:\CHEM32\1\DATA\040821\040821 2021-04-08 12-12-43\5L028147.D
Sample Name: M1C0730-14

==========

Acq. Operator : ECL
Seq. Line : 7
Acq. Instrument : HPLC5
Location : Vial 7
Injection Date : 4/8/2021 3:06:45 PM
Inj : 1
Inj Volume : 100 µl
Acq. Method : C:\Chem32\1\DATA\040821\040821 2021-04-08 12-12-43\8330PLUS-PETN.M
Last changed : 4/5/2021 11:57:50 PM by JWR
Analysis Method : C:\CHEM32\1\METHODS\8330PLUS-PETNDA.M
Last changed : 4/9/2021 8:22:33 AM by ECL
Method Info : OVD-SOP#HPLC02: 8330PLUS-PETN Calibration 03/31/2021

Sample Info : 1

==========

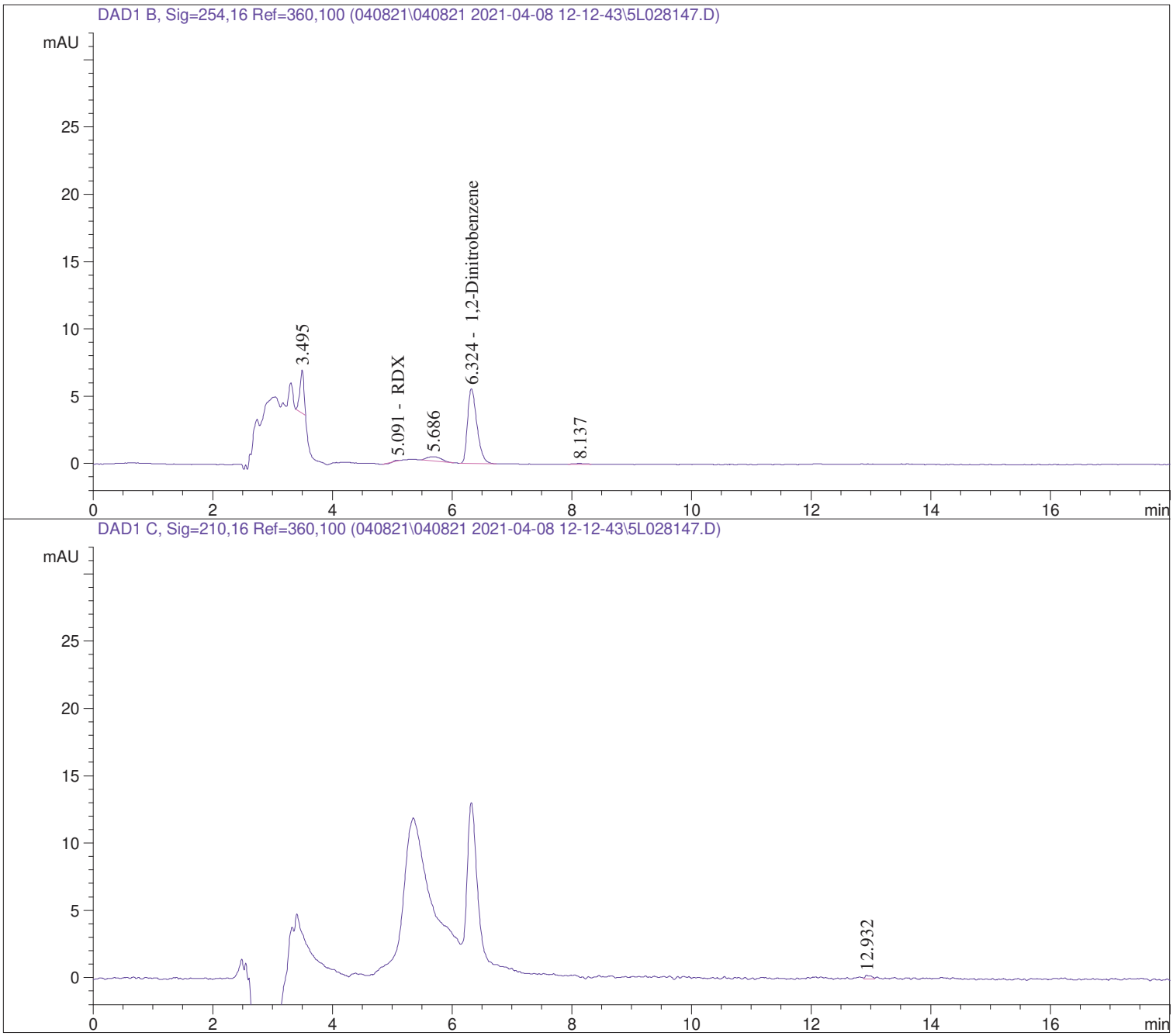

Data File C:\CHEM32\1\DATA\040821\040821 2021-04-08 12-12-43\5L028147.D
Sample Name: M1C0730-14

==========

Acq. Operator : ECL Seq. Line : 7
Acq. Instrument : HPLC5 Location : Vial 7
Injection Date : 4/8/2021 3:06:45 PM Inj : 1
Inj Volume : 100 µl
Acq. Method : C:\Chem32\1\DATA\040821\040821 2021-04-08 12-12-43\8330PLUS-PETN.M
Last changed : 4/5/2021 11:57:50 PM by JWR
Analysis Method : C:\CHEM32\1\METHODS\8330PLUS-PETNDA.M
Last changed : 4/9/2021 8:22:33 AM by ECL
Method Info : OVD-SOP#HPLC02: 8330PLUS-PETN Calibration 03/31/2021

Sample Info : 1

==========

==========

External Standard Report

==========

Sorted By : Signal
Calib. Data Modified : 4/6/2021 11:29:02 AM
Multiplier : 1.0000
Dilution : 1.0000
Use Multiplier & Dilution Factor with ISTDs

Signal 1: DAD1 B, Sig=254,16 Ref=360,100

RetTime [min]	Type	Area [mAU*s]	Amt/Area	Amount [ug/L]	Grp	Name
3.753		-	-	-		HMX
5.091	BV	9.18706e-2	80.58894	7.40376		RDX
6.093		-	-	-		1,3,5-Trinitrobenzene
6.324	VBA	60.79621	3.56278	216.60375		1,2-Dinitrobenzene
7.259		-	-	-		1,3-Dinitrobenzene
7.516		-	-	-		Tetryl
7.963		-	-	-		Nitrobenzene
8.608		-	-	-		2,4,6-Trinitrotoluene
9.192		-	-	-		4-Amino-2,6-Dinitrotoluene
9.633		-	-	-		2-Amino-4,6-Dinitrotoluene
9.933		-	-	-		2,6-Dinitrotoluene
10.216		-	-	-		2,4-Dinitrotoluene
11.545		-	-	-		2-Nitrotoluene
12.103		-	-	-		4-Nitrotoluene
12.992		-	-	-		3-Nitrotoluene

Totals : 224.00750

Data File C:\CHEM32\1\DATA\040821\040821 2021-04-08 12-12-43\5L028147.D
Sample Name: M1C0730-14

==========

Acq. Operator : ECL Seq. Line : 7
Acq. Instrument : HPLC5 Location : Vial 7
Injection Date : 4/8/2021 3:06:45 PM Inj : 1
Inj Volume : 100 µl
Acq. Method : C:\Chem32\1\DATA\040821\040821 2021-04-08 12-12-43\8330PLUS-PETN.M
Last changed : 4/5/2021 11:57:50 PM by JWR
Analysis Method : C:\CHEM32\1\METHODS\8330PLUS-PETNDA.M
Last changed : 4/9/2021 8:22:33 AM by ECL
Method Info : OVD-SOP#HPLC02: 8330PLUS-PETN Calibration 03/31/2021

Sample Info : 1

==========

Signal 2: DAD1 C, Sig=210,16 Ref=360,100

RetTime [min]	Type	Area [mAU*s]	Amt/Area	Amount [ug/L]	Grp	Name
13.744		-	-	-		PETN

Totals : 0.00000

1 Warnings or Errors :

Warning : Calibrated compound(s) not found

==========

*** End of Report ***

Data File C:\CHEM32\1\DATA\040821\040821 2021-04-08 12-12-43\5L028148.D
Sample Name: M1C0730-15

==========

Acq. Operator : ECL
Seq. Line : 8
Acq. Instrument : HPLC5
Location : Vial 8
Injection Date : 4/8/2021 3:34:55 PM
Inj : 1
Inj Volume : 100 µl
Acq. Method : C:\Chem32\1\DATA\040821\040821 2021-04-08 12-12-43\8330PLUS-PETN.M
Last changed : 4/5/2021 11:57:50 PM by JWR
Analysis Method : C:\CHEM32\1\METHODS\8330PLUS-PETNDA.M
Last changed : 4/9/2021 8:22:33 AM by ECL
Method Info : OVD-SOP#HPLC02: 8330PLUS-PETN Calibration 03/31/2021

Sample Info : 1

==========

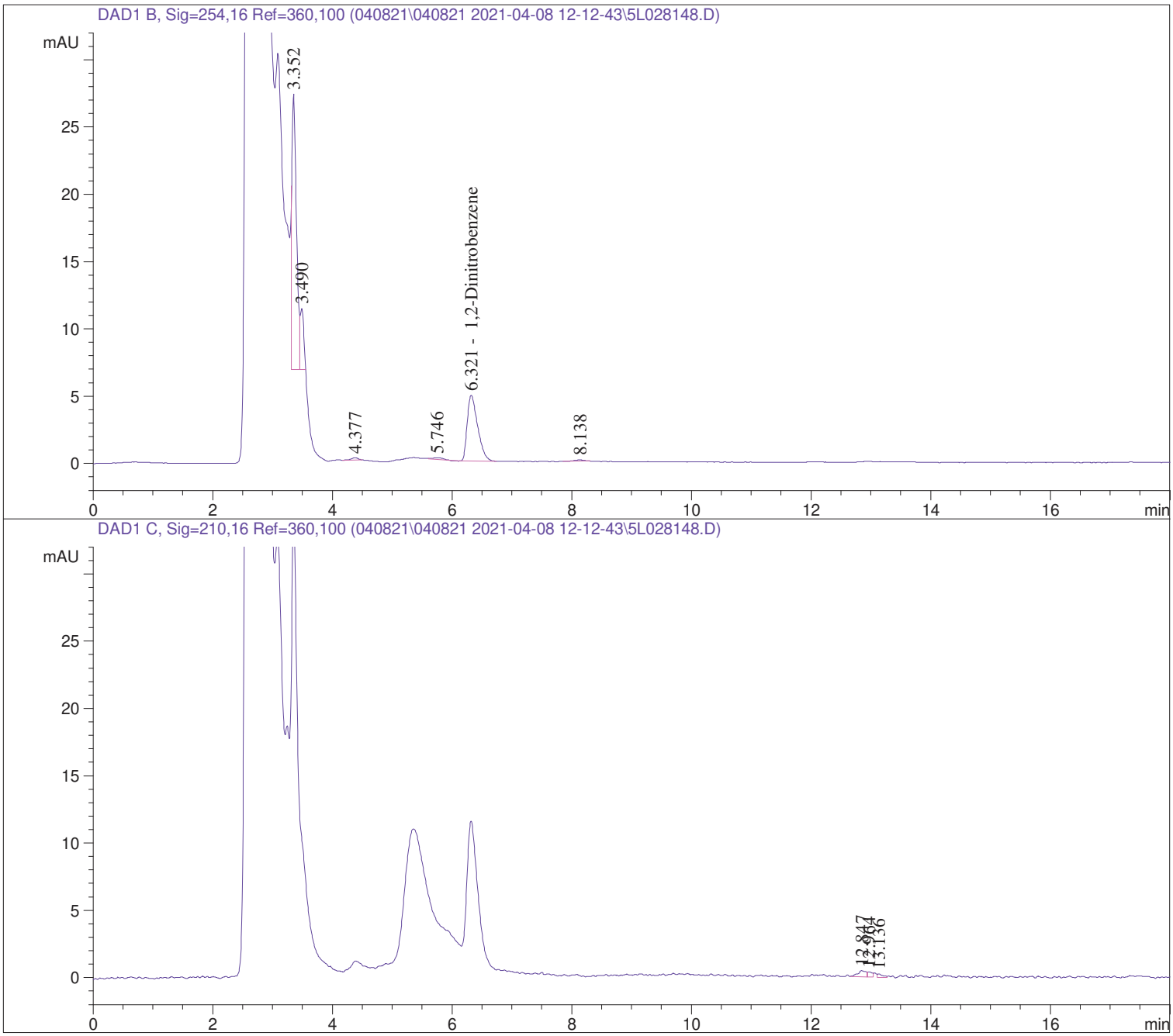

Data File C:\CHEM32\1\DATA\040821\040821 2021-04-08 12-12-43\5L028148.D
Sample Name: M1C0730-15

==========

Acq. Operator : ECL Seq. Line : 8
Acq. Instrument : HPLC5 Location : Vial 8
Injection Date : 4/8/2021 3:34:55 PM Inj : 1
Inj Volume : 100 µl
Acq. Method : C:\Chem32\1\DATA\040821\040821 2021-04-08 12-12-43\8330PLUS-PETN.M
Last changed : 4/5/2021 11:57:50 PM by JWR
Analysis Method : C:\CHEM32\1\METHODS\8330PLUS-PETNDA.M
Last changed : 4/9/2021 8:22:33 AM by ECL
Method Info : OVD-SOP#HPLC02: 8330PLUS-PETN Calibration 03/31/2021

Sample Info : 1

==========

==========

External Standard Report

==========

Sorted By : Signal
Calib. Data Modified : 4/6/2021 11:29:02 AM
Multiplier : 1.0000
Dilution : 1.0000
Use Multiplier & Dilution Factor with ISTDs

Signal 1: DAD1 B, Sig=254,16 Ref=360,100

RetTime [min]	Type	Area [mAU*s]	Amt/Area	Amount [ug/L]	Grp	Name
3.753		-	-	-		HMX
4.994		-	-	-		RDX
6.093		-	-	-		1,3,5-Trinitrobenzene
6.321	VBA	59.30958	3.56300	211.32002		1,2-Dinitrobenzene
7.259		-	-	-		1,3-Dinitrobenzene
7.516		-	-	-		Tetryl
7.963		-	-	-		Nitrobenzene
8.608		-	-	-		2,4,6-Trinitrotoluene
9.192		-	-	-		4-Amino-2,6-Dinitrotoluene
9.633		-	-	-		2-Amino-4,6-Dinitrotoluene
9.933		-	-	-		2,6-Dinitrotoluene
10.216		-	-	-		2,4-Dinitrotoluene
11.545		-	-	-		2-Nitrotoluene
12.103		-	-	-		4-Nitrotoluene
12.992		-	-	-		3-Nitrotoluene

Totals : 211.32002

Data File C:\CHEM32\1\DATA\040821\040821 2021-04-08 12-12-43\5L028148.D
Sample Name: M1C0730-15

==========

Acq. Operator : ECL Seq. Line : 8
Acq. Instrument : HPLC5 Location : Vial 8
Injection Date : 4/8/2021 3:34:55 PM Inj : 1
Inj Volume : 100 µl
Acq. Method : C:\Chem32\1\DATA\040821\040821 2021-04-08 12-12-43\8330PLUS-PETN.M
Last changed : 4/5/2021 11:57:50 PM by JWR
Analysis Method : C:\CHEM32\1\METHODS\8330PLUS-PETNDA.M
Last changed : 4/9/2021 8:22:33 AM by ECL
Method Info : OVD-SOP#HPLC02: 8330PLUS-PETN Calibration 03/31/2021

Sample Info : 1

==========

Signal 2: DAD1 C, Sig=210,16 Ref=360,100

RetTime [min]	Type	Area [mAU*s]	Amt/Area	Amount [ug/L]	Grp	Name
13.744		-	-	-		PETN

Totals : 0.00000

1 Warnings or Errors :

Warning : Calibrated compound(s) not found

==========

*** End of Report ***

Data File C:\CHEM32\1\DATA\040821\040821 2021-04-08 12-12-43\5L028149.D
Sample Name: M1C0730-16

==========

Acq. Operator : ECL
Seq. Line : 9
Acq. Instrument : HPLC5
Location : Vial 9
Injection Date : 4/8/2021 4:03:08 PM
Inj : 1
Inj Volume : 100 µl
Acq. Method : C:\Chem32\1\DATA\040821\040821 2021-04-08 12-12-43\8330PLUS-PETN.M
Last changed : 4/5/2021 11:57:50 PM by JWR
Analysis Method : C:\CHEM32\1\METHODS\8330PLUS-PETNDA.M
Last changed : 4/9/2021 8:22:33 AM by ECL
Method Info : OVD-SOP#HPLC02: 8330PLUS-PETN Calibration 03/31/2021

Sample Info : 1

==========

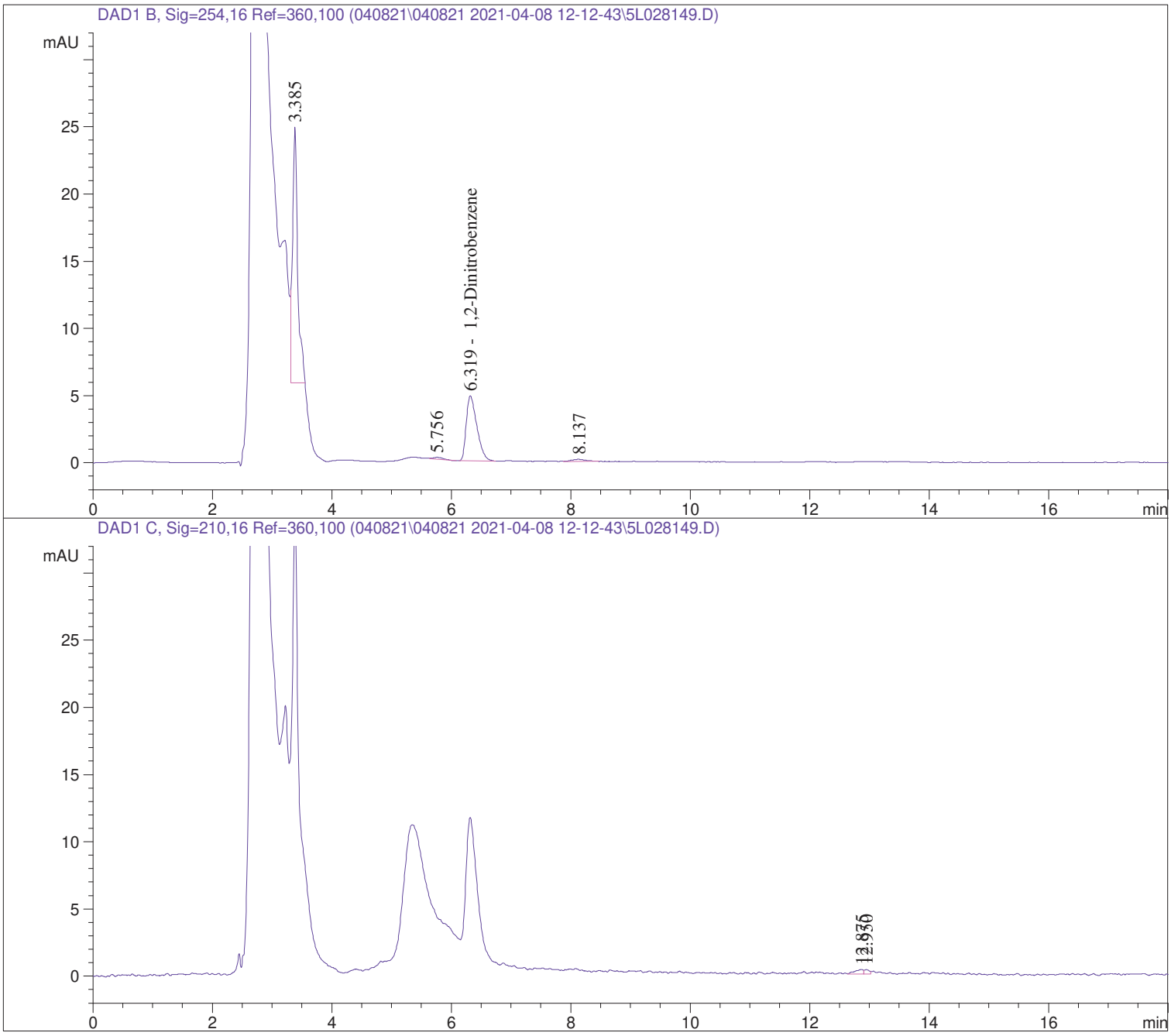

Data File C:\CHEM32\1\DATA\040821\040821 2021-04-08 12-12-43\5L028149.D
Sample Name: M1C0730-16

==========

Acq. Operator : ECL
Seq. Line : 9
Acq. Instrument : HPLC5
Location : Vial 9
Injection Date : 4/8/2021 4:03:08 PM
Inj : 1
Inj Volume : 100 µl
Acq. Method : C:\Chem32\1\DATA\040821\040821 2021-04-08 12-12-43\8330PLUS-PETN.M
Last changed : 4/5/2021 11:57:50 PM by JWR
Analysis Method : C:\CHEM32\1\METHODS\8330PLUS-PETNDA.M
Last changed : 4/9/2021 8:22:33 AM by ECL
Method Info : OVD-SOP#HPLC02: 8330PLUS-PETN Calibration 03/31/2021

Sample Info : 1

==========

==========

External Standard Report

==========

Sorted By : Signal
Calib. Data Modified : 4/6/2021 11:29:02 AM
Multiplier : 1.0000
Dilution : 1.0000
Use Multiplier & Dilution Factor with ISTDs

Signal 1: DAD1 B, Sig=254,16 Ref=360,100

RetTime [min]	Type	Area [mAU*s]	Amt/Area	Amount [ug/L]	Grp	Name
3.753		-	-	-		HMX
4.994		-	-	-		RDX
6.093		-	-	-		1,3,5-Trinitrobenzene
6.319	VBA	59.82904	3.56292	213.16629		1,2-Dinitrobenzene
7.259		-	-	-		1,3-Dinitrobenzene
7.516		-	-	-		Tetryl
7.963		-	-	-		Nitrobenzene
8.608		-	-	-		2,4,6-Trinitrotoluene
9.192		-	-	-		4-Amino-2,6-Dinitrotoluene
9.633		-	-	-		2-Amino-4,6-Dinitrotoluene
9.933		-	-	-		2,6-Dinitrotoluene
10.216		-	-	-		2,4-Dinitrotoluene
11.545		-	-	-		2-Nitrotoluene
12.103		-	-	-		4-Nitrotoluene
12.992		-	-	-		3-Nitrotoluene

Totals : 213.16629

Data File C:\CHEM32\1\DATA\040821\040821 2021-04-08 12-12-43\5L028149.D
Sample Name: M1C0730-16

==========

Acq. Operator : ECL Seq. Line : 9
Acq. Instrument : HPLC5 Location : Vial 9
Injection Date : 4/8/2021 4:03:08 PM Inj : 1
Inj Volume : 100 µl
Acq. Method : C:\Chem32\1\DATA\040821\040821 2021-04-08 12-12-43\8330PLUS-PETN.M
Last changed : 4/5/2021 11:57:50 PM by JWR
Analysis Method : C:\CHEM32\1\METHODS\8330PLUS-PETNDA.M
Last changed : 4/9/2021 8:22:33 AM by ECL
Method Info : OVD-SOP#HPLC02: 8330PLUS-PETN Calibration 03/31/2021

Sample Info : 1

==========

Signal 2: DAD1 C, Sig=210,16 Ref=360,100

RetTime [min]	Type	Area [mAU*s]	Amt/Area	Amount [ug/L]	Grp	Name
13.744		-	-	-		PETN

Totals : 0.00000

1 Warnings or Errors :

Warning : Calibrated compound(s) not found

==========

*** End of Report ***

Data File C:\CHEM32\1\DATA\040821\040821 2021-04-08 12-12-43\5L028150.D
Sample Name: M1C0730-17

==========

Acq. Operator : ECL
Seq. Line : 10
Acq. Instrument : HPLC5
Location : Vial 10
Injection Date : 4/8/2021 4:31:26 PM
Inj : 1
Inj Volume : 100 µl
Acq. Method : C:\Chem32\1\DATA\040821\040821 2021-04-08 12-12-43\8330PLUS-PETN.M
Last changed : 4/5/2021 11:57:50 PM by JWR
Analysis Method : C:\CHEM32\1\METHODS\8330PLUS-PETNDA.M
Last changed : 4/9/2021 8:22:33 AM by ECL
Method Info : OVD-SOP#HPLC02: 8330PLUS-PETN Calibration 03/31/2021

Sample Info : 1

==========

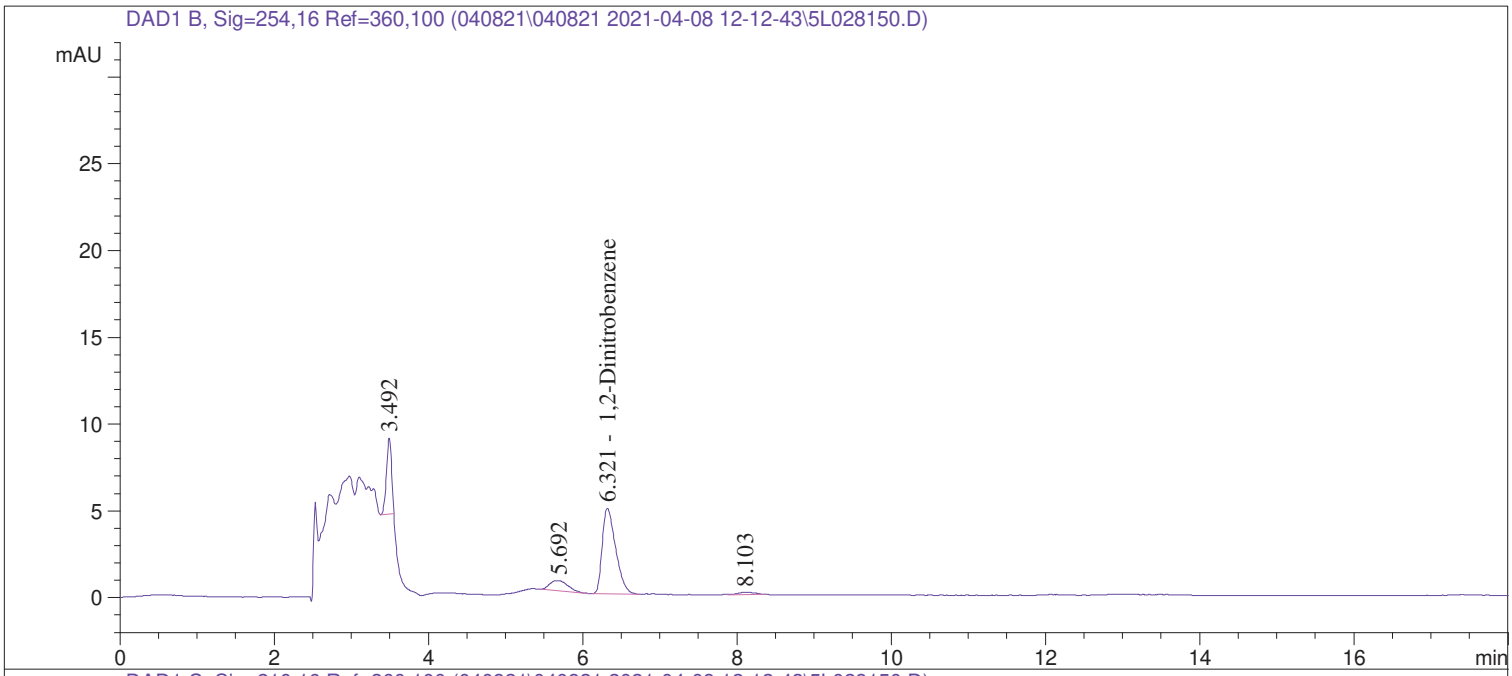

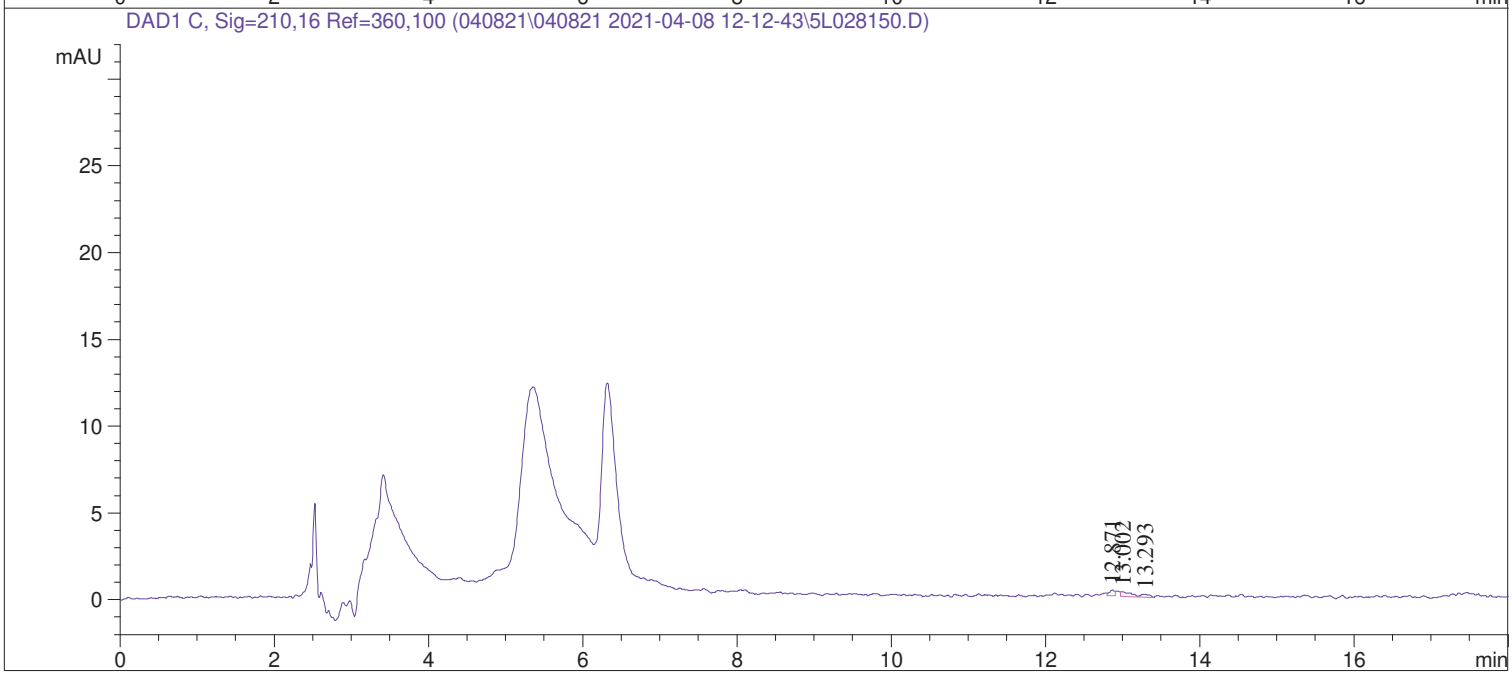

Data File C:\CHEM32\1\DATA\040821\040821 2021-04-08 12-12-43\5L028150.D
Sample Name: M1C0730-17

==========

Acq. Operator : ECL
Seq. Line : 10
Acq. Instrument : HPLC5
Location : Vial 10
Injection Date : 4/8/2021 4:31:26 PM
Inj : 1
Inj Volume : 100 µl
Acq. Method : C:\Chem32\1\DATA\040821\040821 2021-04-08 12-12-43\8330PLUS-PETN.M
Last changed : 4/5/2021 11:57:50 PM by JWR
Analysis Method : C:\CHEM32\1\METHODS\8330PLUS-PETNDA.M
Last changed : 4/9/2021 8:22:33 AM by ECL
Method Info : OVD-SOP#HPLC02: 8330PLUS-PETN Calibration 03/31/2021

Sample Info : 1

==========

==========

External Standard Report

==========

Sorted By : Signal
Calib. Data Modified : 4/6/2021 11:29:02 AM
Multiplier : 1.0000
Dilution : 1.0000
Use Multiplier & Dilution Factor with ISTDs

Signal 1: DAD1 B, Sig=254,16 Ref=360,100

RetTime [min]	Type	Area [mAU*s]	Amt/Area	Amount [ug/L]	Grp	Name
3.753		-	-	-		HMX
4.994		-	-	-		RDX
6.093		-	-	-		1,3,5-Trinitrobenzene
6.321	VBA	59.46669	3.56298	211.87844		1,2-Dinitrobenzene
7.259		-	-	-		1,3-Dinitrobenzene
7.516		-	-	-		Tetryl
7.963		-	-	-		Nitrobenzene
8.608		-	-	-		2,4,6-Trinitrotoluene
9.192		-	-	-		4-Amino-2,6-Dinitrotoluene
9.633		-	-	-		2-Amino-4,6-Dinitrotoluene
9.933		-	-	-		2,6-Dinitrotoluene
10.216		-	-	-		2,4-Dinitrotoluene
11.545		-	-	-		2-Nitrotoluene
12.103		-	-	-		4-Nitrotoluene
12.992		-	-	-		3-Nitrotoluene

Totals : 211.87844

Data File C:\CHEM32\1\DATA\040821\040821 2021-04-08 12-12-43\5L028150.D
Sample Name: M1C0730-17

==========

Acq. Operator : ECL Seq. Line : 10
Acq. Instrument : HPLC5 Location : Vial 10
Injection Date : 4/8/2021 4:31:26 PM Inj : 1
Inj Volume : 100 µl
Acq. Method : C:\Chem32\1\DATA\040821\040821 2021-04-08 12-12-43\8330PLUS-PETN.M
Last changed : 4/5/2021 11:57:50 PM by JWR
Analysis Method : C:\CHEM32\1\METHODS\8330PLUS-PETNDA.M
Last changed : 4/9/2021 8:22:33 AM by ECL
Method Info : OVD-SOP#HPLC02: 8330PLUS-PETN Calibration 03/31/2021

Sample Info : 1

==========

Signal 2: DAD1 C, Sig=210,16 Ref=360,100

RetTime [min]	Type	Area [mAU*s]	Amt/Area	Amount [ug/L]	Grp	Name
13.744		-	-	-		PETN

Totals : 0.00000

1 Warnings or Errors :

Warning : Calibrated compound(s) not found

==========

*** End of Report ***

Data File C:\CHEM32\1\DATA\040821\040821 2021-04-08 12-12-43\5L028151.D
Sample Name: M1C0730-18

==========

Acq. Operator : ECL
Seq. Line : 11
Acq. Instrument : HPLC5
Location : Vial 11
Injection Date : 4/8/2021 4:59:40 PM
Inj : 1
Inj Volume : 100 µl
Acq. Method : C:\Chem32\1\DATA\040821\040821 2021-04-08 12-12-43\8330PLUS-PETN.M
Last changed : 4/5/2021 11:57:50 PM by JWR
Analysis Method : C:\CHEM32\1\METHODS\8330PLUS-PETNDA.M
Last changed : 4/9/2021 8:22:33 AM by ECL
Method Info : OVD-SOP#HPLC02: 8330PLUS-PETN Calibration 03/31/2021

Sample Info : 1

==========

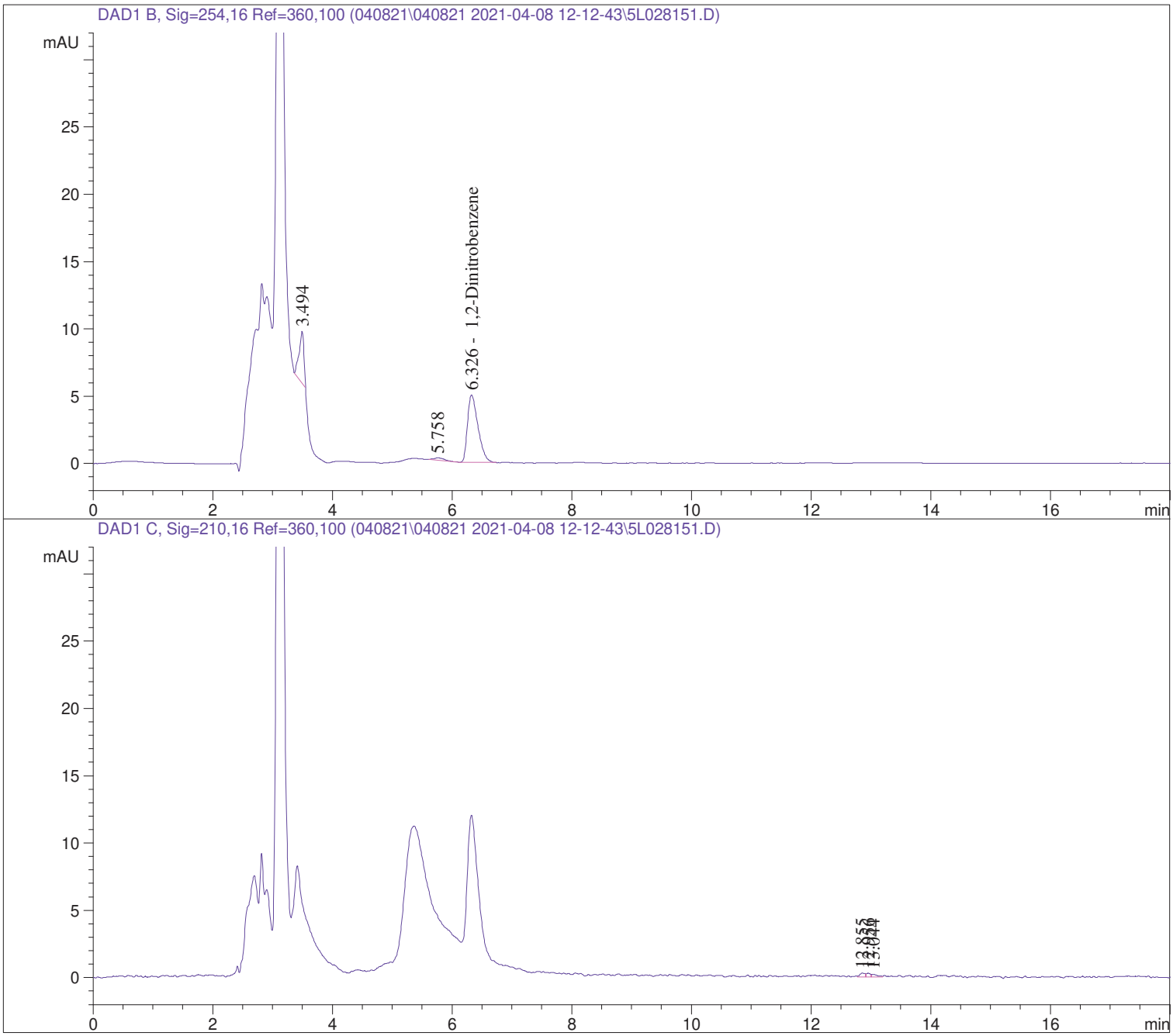

Data File C:\CHEM32\1\DATA\040821\040821 2021-04-08 12-12-43\5L028151.D
Sample Name: M1C0730-18

==========

Acq. Operator : ECL Seq. Line : 11
Acq. Instrument : HPLC5 Location : Vial 11
Injection Date : 4/8/2021 4:59:40 PM Inj : 1
Inj Volume : 100 µl
Acq. Method : C:\Chem32\1\DATA\040821\040821 2021-04-08 12-12-43\8330PLUS-PETN.M
Last changed : 4/5/2021 11:57:50 PM by JWR
Analysis Method : C:\CHEM32\1\METHODS\8330PLUS-PETNDA.M
Last changed : 4/9/2021 8:22:33 AM by ECL
Method Info : OVD-SOP#HPLC02: 8330PLUS-PETN Calibration 03/31/2021

Sample Info : 1

==========

==========

External Standard Report

==========

Sorted By : Signal
Calib. Data Modified : 4/6/2021 11:29:02 AM
Multiplier : 1.0000
Dilution : 1.0000
Use Multiplier & Dilution Factor with ISTDs

Signal 1: DAD1 B, Sig=254,16 Ref=360,100

RetTime [min]	Type	Area [mAU*s]	Amt/Area	Amount [ug/L]	Grp	Name
3.753		-	-	-		HMX
4.994		-	-	-		RDX
6.093		-	-	-		1,3,5-Trinitrobenzene
6.326	VBA	61.36208	3.56270	218.61492		1,2-Dinitrobenzene
7.259		-	-	-		1,3-Dinitrobenzene
7.516		-	-	-		Tetryl
7.963		-	-	-		Nitrobenzene
8.608		-	-	-		2,4,6-Trinitrotoluene
9.192		-	-	-		4-Amino-2,6-Dinitrotoluene
9.633		-	-	-		2-Amino-4,6-Dinitrotoluene
9.933		-	-	-		2,6-Dinitrotoluene
10.216		-	-	-		2,4-Dinitrotoluene
11.545		-	-	-		2-Nitrotoluene
12.103		-	-	-		4-Nitrotoluene
12.992		-	-	-		3-Nitrotoluene

Totals : 218.61492

Data File C:\CHEM32\1\DATA\040821\040821 2021-04-08 12-12-43\5L028151.D
Sample Name: M1C0730-18

==========

Acq. Operator : ECL Seq. Line : 11
Acq. Instrument : HPLC5 Location : Vial 11
Injection Date : 4/8/2021 4:59:40 PM Inj : 1
Inj Volume : 100 µl
Acq. Method : C:\Chem32\1\DATA\040821\040821 2021-04-08 12-12-43\8330PLUS-PETN.M
Last changed : 4/5/2021 11:57:50 PM by JWR
Analysis Method : C:\CHEM32\1\METHODS\8330PLUS-PETNDA.M
Last changed : 4/9/2021 8:22:33 AM by ECL
Method Info : OVD-SOP#HPLC02: 8330PLUS-PETN Calibration 03/31/2021

Sample Info : 1

==========

Signal 2: DAD1 C, Sig=210,16 Ref=360,100

RetTime [min]	Type	Area [mAU*s]	Amt/Area	Amount [ug/L]	Grp	Name
13.744		-	-	-		PETN

Totals : 0.00000

1 Warnings or Errors :

Warning : Calibrated compound(s) not found

==========

*** End of Report ***

Data File C:\CHEM32\1\DATA\040821\040821 2021-04-08 12-12-43\5L028153.D
Sample Name: M1C0730-19

==========

Acq. Operator : ECL
Seq. Line : 13
Acq. Instrument : HPLC5
Location : Vial 12
Injection Date : 4/8/2021 5:55:58 PM
Inj : 1
Inj Volume : 100 µl
Acq. Method : C:\Chem32\1\DATA\040821\040821 2021-04-08 12-12-43\8330PLUS-PETN.M
Last changed : 4/5/2021 11:57:50 PM by JWR
Analysis Method : C:\CHEM32\1\METHODS\8330PLUS-PETNDA.M
Last changed : 4/9/2021 8:22:33 AM by ECL
Method Info : OVD-SOP#HPLC02: 8330PLUS-PETN Calibration 03/31/2021

Sample Info : 1

==========

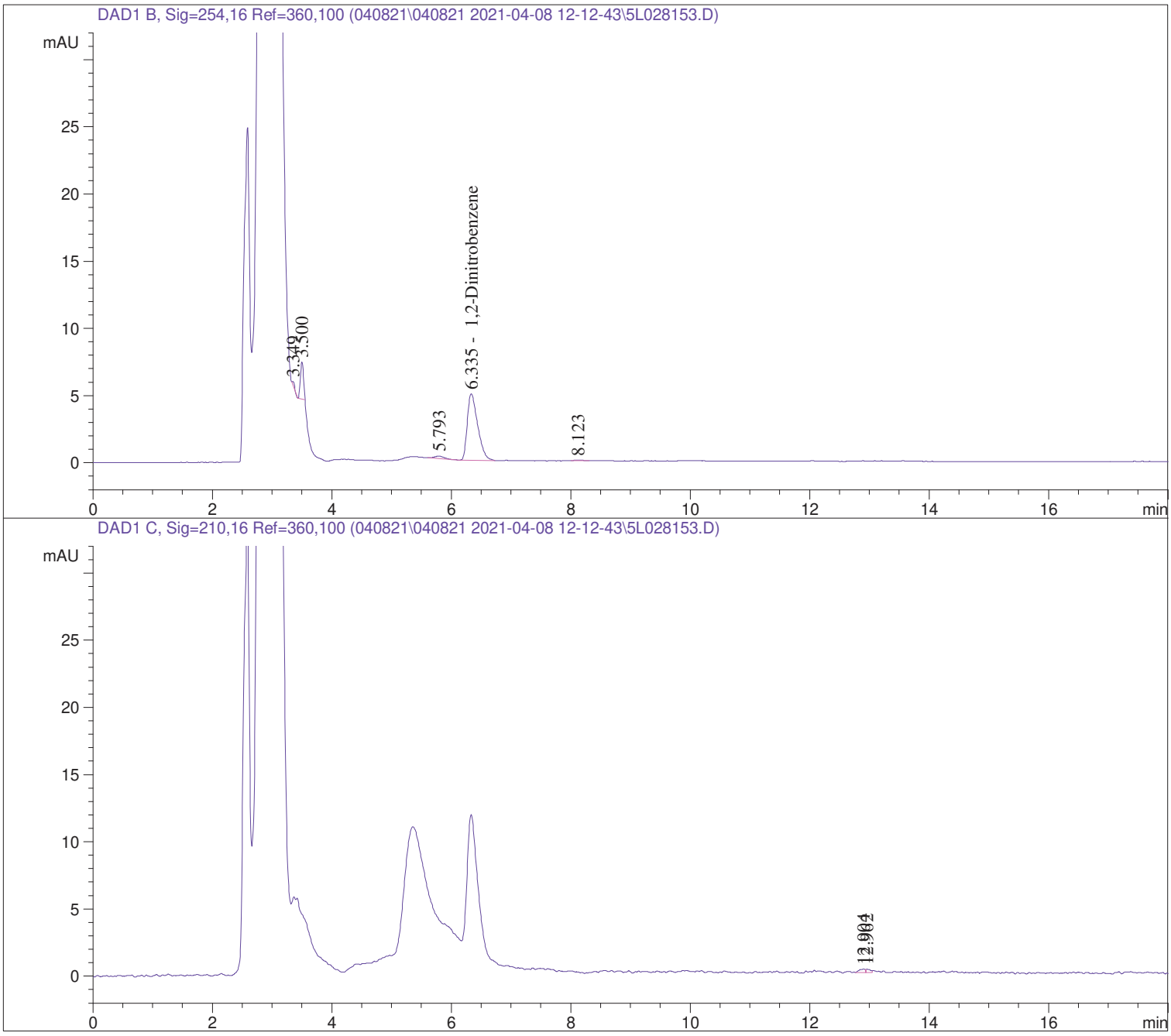

Data File C:\CHEM32\1\DATA\040821\040821 2021-04-08 12-12-43\5L028153.D
Sample Name: M1C0730-19

==========

Acq. Operator : ECL Seq. Line : 13
Acq. Instrument : HPLC5 Location : Vial 12
Injection Date : 4/8/2021 5:55:58 PM Inj : 1
Inj Volume : 100 µl
Acq. Method : C:\Chem32\1\DATA\040821\040821 2021-04-08 12-12-43\8330PLUS-PETN.M
Last changed : 4/5/2021 11:57:50 PM by JWR
Analysis Method : C:\CHEM32\1\METHODS\8330PLUS-PETNDA.M
Last changed : 4/9/2021 8:22:33 AM by ECL
Method Info : OVD-SOP#HPLC02: 8330PLUS-PETN Calibration 03/31/2021

Sample Info : 1

==========

==========

External Standard Report

==========

Sorted By : Signal
Calib. Data Modified : 4/6/2021 11:29:02 AM
Multiplier : 1.0000
Dilution : 1.0000
Use Multiplier & Dilution Factor with ISTDs

Signal 1: DAD1 B, Sig=254,16 Ref=360,100

RetTime [min]	Type	Area [mAU*s]	Amt/Area	Amount [ug/L]	Grp	Name
3.753		-	-	-		HMX
4.994		-	-	-		RDX
6.093		-	-	-		1,3,5-Trinitrobenzene
6.335	VBA	59.92295	3.56291	213.50004		1,2-Dinitrobenzene
7.259		-	-	-		1,3-Dinitrobenzene
7.516		-	-	-		Tetryl
7.963		-	-	-		Nitrobenzene
8.608		-	-	-		2,4,6-Trinitrotoluene
9.192		-	-	-		4-Amino-2,6-Dinitrotoluene
9.633		-	-	-		2-Amino-4,6-Dinitrotoluene
9.933		-	-	-		2,6-Dinitrotoluene
10.216		-	-	-		2,4-Dinitrotoluene
11.545		-	-	-		2-Nitrotoluene
12.103		-	-	-		4-Nitrotoluene
12.992		-	-	-		3-Nitrotoluene

Totals : 213.50004

Data File C:\CHEM32\1\DATA\040821\040821 2021-04-08 12-12-43\5L028153.D
Sample Name: M1C0730-19

==========

Acq. Operator : ECL Seq. Line : 13
Acq. Instrument : HPLC5 Location : Vial 12
Injection Date : 4/8/2021 5:55:58 PM Inj : 1
Inj Volume : 100 µl
Acq. Method : C:\Chem32\1\DATA\040821\040821 2021-04-08 12-12-43\8330PLUS-PETN.M
Last changed : 4/5/2021 11:57:50 PM by JWR
Analysis Method : C:\CHEM32\1\METHODS\8330PLUS-PETNDA.M
Last changed : 4/9/2021 8:22:33 AM by ECL
Method Info : OVD-SOP#HPLC02: 8330PLUS-PETN Calibration 03/31/2021

Sample Info : 1

==========

Signal 2: DAD1 C, Sig=210,16 Ref=360,100

RetTime [min]	Type	Area [mAU*s]	Amt/Area	Amount [ug/L]	Grp	Name
13.744		-	-	-		PETN

Totals : 0.00000

1 Warnings or Errors :

Warning : Calibrated compound(s) not found

==========

*** End of Report ***

Data File C:\CHEM32\1\DATA\040821\040821 2021-04-08 12-12-43\5L028154.D
Sample Name: M1C0730-20

==========

Acq. Operator : ECL
Seq. Line : 14
Acq. Instrument : HPLC5
Location : Vial 13
Injection Date : 4/8/2021 6:24:10 PM
Inj : 1
Inj Volume : 100 µl
Acq. Method : C:\Chem32\1\DATA\040821\040821 2021-04-08 12-12-43\8330PLUS-PETN.M
Last changed : 4/5/2021 11:57:50 PM by JWR
Analysis Method : C:\CHEM32\1\METHODS\8330PLUS-PETNDA.M
Last changed : 4/9/2021 8:22:33 AM by ECL
Method Info : OVD-SOP#HPLC02: 8330PLUS-PETN Calibration 03/31/2021

Sample Info : 1

==========

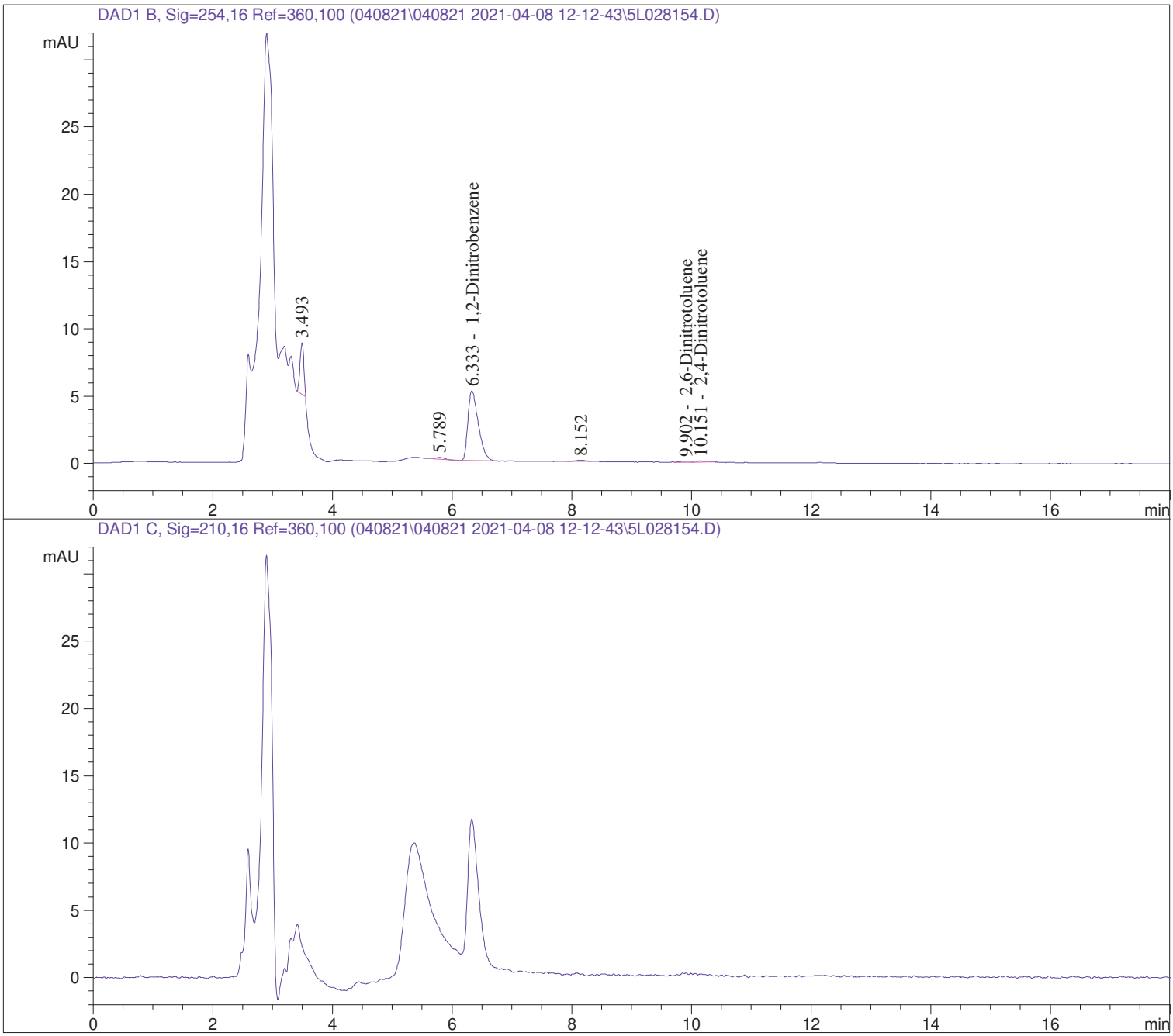

Data File C:\CHEM32\1\DATA\040821\040821 2021-04-08 12-12-43\5L028154.D
Sample Name: M1C0730-20

==========

Acq. Operator : ECL Seq. Line : 14
Acq. Instrument : HPLC5 Location : Vial 13
Injection Date : 4/8/2021 6:24:10 PM Inj : 1
Inj Volume : 100 µl
Acq. Method : C:\Chem32\1\DATA\040821\040821 2021-04-08 12-12-43\8330PLUS-PETN.M
Last changed : 4/5/2021 11:57:50 PM by JWR
Analysis Method : C:\CHEM32\1\METHODS\8330PLUS-PETNDA.M
Last changed : 4/9/2021 8:22:33 AM by ECL
Method Info : OVD-SOP#HPLC02: 8330PLUS-PETN Calibration 03/31/2021

Sample Info : 1

==========

==========

External Standard Report

==========

Sorted By : Signal
Calib. Data Modified : 4/6/2021 11:29:02 AM
Multiplier : 1.0000
Dilution : 1.0000
Use Multiplier & Dilution Factor with ISTDs

Signal 1: DAD1 B, Sig=254,16 Ref=360,100

RetTime [min]	Type	Area [mAU*s]	Amt/Area	Amount [ug/L]	Grp	Name
3.753		-	-	-		HMX
4.994		-	-	-		RDX
6.093		-	-	-		1,3,5-Trinitrobenzene
6.333	VBA	62.63676	3.56253	223.14533		1,2-Dinitrobenzene
7.259		-	-	-		1,3-Dinitrobenzene
7.516		-	-	-		Tetryl
7.963		-	-	-		Nitrobenzene
8.608		-	-	-		2,4,6-Trinitrotoluene
9.192		-	-	-		4-Amino-2,6-Dinitrotoluene
9.633		-	-	-		2-Amino-4,6-Dinitrotoluene
9.902	VV	9.23680e-1	3.09553	2.85928		2,6-Dinitrotoluene
10.151	VV	1.19971	1.67423	2.00859		2,4-Dinitrotoluene
11.545		-	-	-		2-Nitrotoluene
12.103		-	-	-		4-Nitrotoluene
12.992		-	-	-		3-Nitrotoluene

Totals : 228.01319

Data File C:\CHEM32\1\DATA\040821\040821 2021-04-08 12-12-43\5L028154.D
Sample Name: M1C0730-20

==========

Acq. Operator : ECL Seq. Line : 14
Acq. Instrument : HPLC5 Location : Vial 13
Injection Date : 4/8/2021 6:24:10 PM Inj : 1
Inj Volume : 100 µl
Acq. Method : C:\Chem32\1\DATA\040821\040821 2021-04-08 12-12-43\8330PLUS-PETN.M
Last changed : 4/5/2021 11:57:50 PM by JWR
Analysis Method : C:\CHEM32\1\METHODS\8330PLUS-PETNDA.M
Last changed : 4/9/2021 8:22:33 AM by ECL
Method Info : OVD-SOP#HPLC02: 8330PLUS-PETN Calibration 03/31/2021

Sample Info : 1

==========

Signal 2: DAD1 C, Sig=210,16 Ref=360,100

RetTime [min]	Type	Area [mAU*s]	Amt/Area	Amount [ug/L]	Grp	Name
13.744		-	-	-		PETN

Totals : 0.00000

1 Warnings or Errors :

Warning : Calibrated compound(s) not found

==========

*** End of Report ***

Data File C:\CHEM32\1\DATA\040821\040821 2021-04-08 12-12-43\5L028157.D
Sample Name: M1C0730-21

==========

Acq. Operator : ECL
Seq. Line : 17
Acq. Instrument : HPLC5
Location : Vial 16
Injection Date : 4/8/2021 7:48:41 PM
Inj : 1
Inj Volume : 100 µl
Acq. Method : C:\Chem32\1\DATA\040821\040821 2021-04-08 12-12-43\8330PLUS-PETN.M
Last changed : 4/5/2021 11:57:50 PM by JWR
Analysis Method : C:\CHEM32\1\METHODS\8330PLUS-PETNDA.M
Last changed : 4/9/2021 8:22:33 AM by ECL
Method Info : OVD-SOP#HPLC02: 8330PLUS-PETN Calibration 03/31/2021

Sample Info : 1

==========

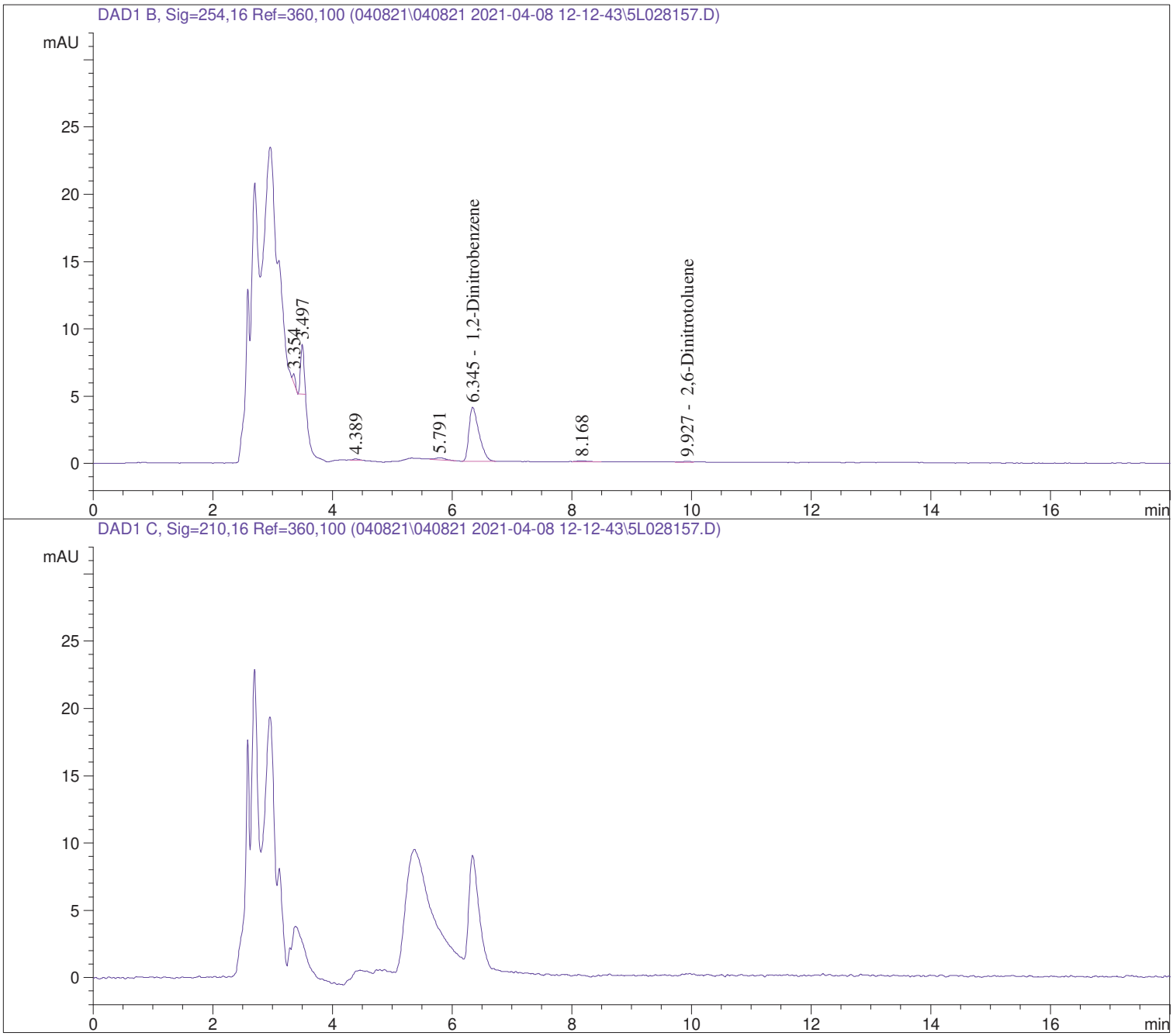

Data File C:\CHEM32\1\DATA\040821\040821 2021-04-08 12-12-43\5L028157.D
Sample Name: M1C0730-21

==========

Acq. Operator : ECL Seq. Line : 17
Acq. Instrument : HPLC5 Location : Vial 16
Injection Date : 4/8/2021 7:48:41 PM Inj : 1
Inj Volume : 100 µl
Acq. Method : C:\Chem32\1\DATA\040821\040821 2021-04-08 12-12-43\8330PLUS-PETN.M
Last changed : 4/5/2021 11:57:50 PM by JWR
Analysis Method : C:\CHEM32\1\METHODS\8330PLUS-PETNDA.M
Last changed : 4/9/2021 8:22:33 AM by ECL
Method Info : OVD-SOP#HPLC02: 8330PLUS-PETN Calibration 03/31/2021

Sample Info : 1

==========

==========

External Standard Report

==========

Sorted By : Signal
Calib. Data Modified : 4/6/2021 11:29:02 AM
Multiplier : 1.0000
Dilution : 1.0000
Use Multiplier & Dilution Factor with ISTDs

Signal 1: DAD1 B, Sig=254,16 Ref=360,100

RetTime [min]	Type	Area [mAU*s]	Amt/Area	Amount [ug/L]	Grp	Name
3.753		-	-	-		HMX
4.994		-	-	-		RDX
6.093		-	-	-		1,3,5-Trinitrobenzene
6.345	VBA	46.70372	3.56539	166.51686		1,2-Dinitrobenzene
7.259		-	-	-		1,3-Dinitrobenzene
7.516		-	-	-		Tetryl
7.963		-	-	-		Nitrobenzene
8.608		-	-	-		2,4,6-Trinitrotoluene
9.192		-	-	-		4-Amino-2,6-Dinitrotoluene
9.633		-	-	-		2-Amino-4,6-Dinitrotoluene
9.927	VV	7.14344e-1	2.87270	2.05210		2,6-Dinitrotoluene
10.216		-	-	-		2,4-Dinitrotoluene
11.545		-	-	-		2-Nitrotoluene
12.103		-	-	-		4-Nitrotoluene
12.992		-	-	-		3-Nitrotoluene

Totals : 168.56896

Data File C:\CHEM32\1\DATA\040821\040821 2021-04-08 12-12-43\5L028157.D
Sample Name: M1C0730-21

==========

Acq. Operator : ECL Seq. Line : 17
Acq. Instrument : HPLC5 Location : Vial 16
Injection Date : 4/8/2021 7:48:41 PM Inj : 1
Inj Volume : 100 µl
Acq. Method : C:\Chem32\1\DATA\040821\040821 2021-04-08 12-12-43\8330PLUS-PETN.M
Last changed : 4/5/2021 11:57:50 PM by JWR
Analysis Method : C:\CHEM32\1\METHODS\8330PLUS-PETNDA.M
Last changed : 4/9/2021 8:22:33 AM by ECL
Method Info : OVD-SOP#HPLC02: 8330PLUS-PETN Calibration 03/31/2021

Sample Info : 1

==========

Signal 2: DAD1 C, Sig=210,16 Ref=360,100

RetTime [min]	Type	Area [mAU*s]	Amt/Area	Amount [ug/L]	Grp	Name
13.744		-	-	-		PETN

Totals : 0.00000

1 Warnings or Errors :

Warning : Calibrated compound(s) not found

==========

*** End of Report ***

Data File C:\CHEM32\1\DATA\040821\040821 2021-04-08 12-12-43\5L028160.D
Sample Name: M1C0730-22

==========

Acq. Operator : ECL
Seq. Line : 20
Acq. Instrument : HPLC5
Location : Vial 19
Injection Date : 4/8/2021 9:13:12 PM
Inj : 1
Inj Volume : 100 µl
Acq. Method : C:\Chem32\1\DATA\040821\040821 2021-04-08 12-12-43\8330PLUS-PETN.M
Last changed : 4/5/2021 11:57:50 PM by JWR
Analysis Method : C:\CHEM32\1\METHODS\8330PLUS-PETNDA.M
Last changed : 4/9/2021 8:22:33 AM by ECL
Method Info : OVD-SOP#HPLC02: 8330PLUS-PETN Calibration 03/31/2021

Sample Info : 1

==========

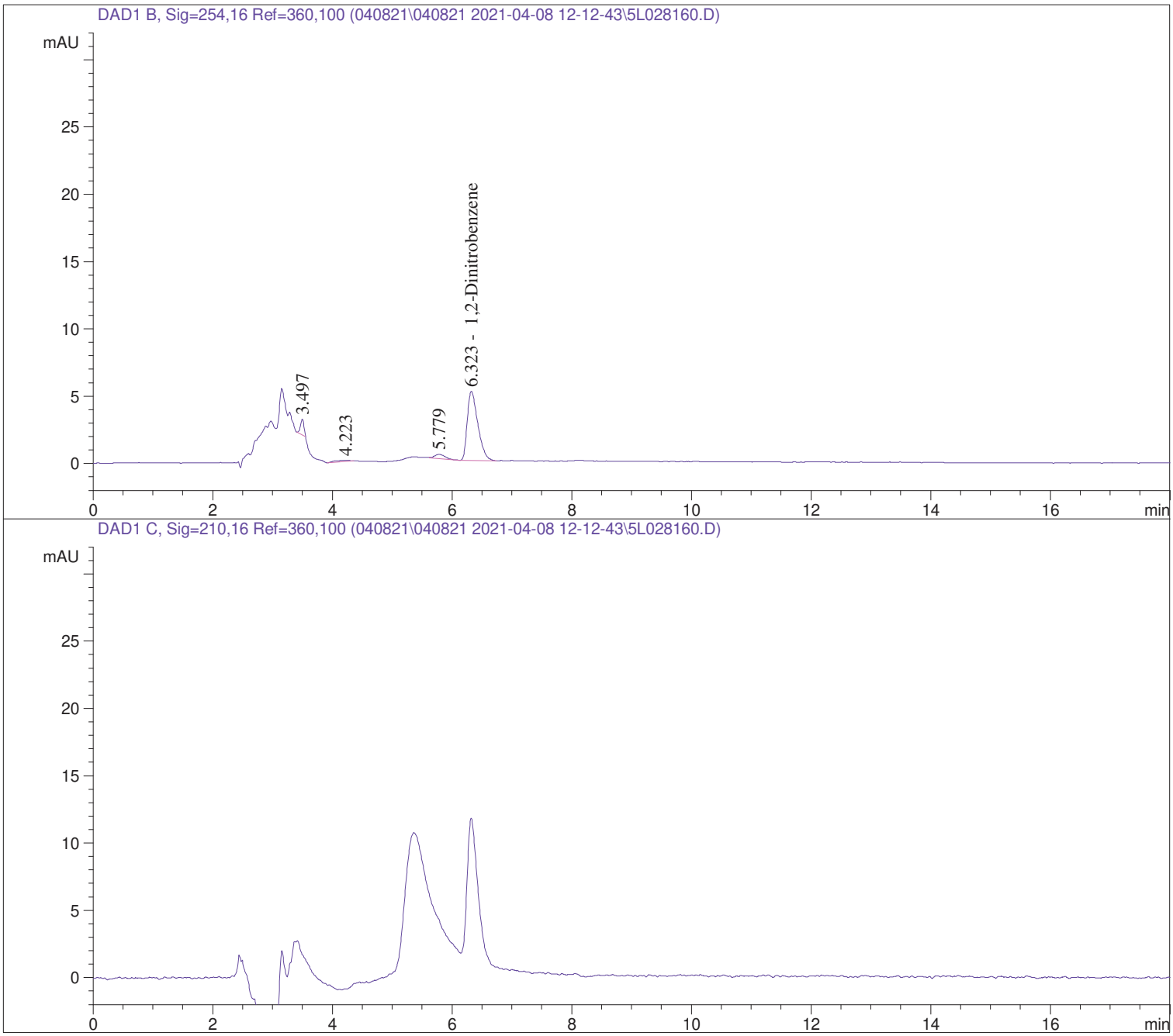

Data File C:\CHEM32\1\DATA\040821\040821 2021-04-08 12-12-43\5L028160.D
Sample Name: M1C0730-22

==========

Acq. Operator : ECL Seq. Line : 20
Acq. Instrument : HPLC5 Location : Vial 19
Injection Date : 4/8/2021 9:13:12 PM Inj : 1
Inj Volume : 100 µl
Acq. Method : C:\Chem32\1\DATA\040821\040821 2021-04-08 12-12-43\8330PLUS-PETN.M
Last changed : 4/5/2021 11:57:50 PM by JWR
Analysis Method : C:\CHEM32\1\METHODS\8330PLUS-PETNDA.M
Last changed : 4/9/2021 8:22:33 AM by ECL
Method Info : OVD-SOP#HPLC02: 8330PLUS-PETN Calibration 03/31/2021

Sample Info : 1

==========

==========

External Standard Report

==========

Sorted By : Signal
Calib. Data Modified : 4/6/2021 11:29:02 AM
Multiplier : 1.0000
Dilution : 1.0000
Use Multiplier & Dilution Factor with ISTDs

Signal 1: DAD1 B, Sig=254,16 Ref=360,100

RetTime [min]	Type	Area [mAU*s]	Amt/Area	Amount [ug/L]	Grp	Name
3.753		-	-	-		HMX
4.994		-	-	-		RDX
6.093		-	-	-		1,3,5-Trinitrobenzene
6.323	VBA	63.28630	3.56244	225.45392		1,2-Dinitrobenzene
7.259		-	-	-		1,3-Dinitrobenzene
7.516		-	-	-		Tetryl
7.963		-	-	-		Nitrobenzene
8.608		-	-	-		2,4,6-Trinitrotoluene
9.192		-	-	-		4-Amino-2,6-Dinitrotoluene
9.633		-	-	-		2-Amino-4,6-Dinitrotoluene
9.933		-	-	-		2,6-Dinitrotoluene
10.216		-	-	-		2,4-Dinitrotoluene
11.545		-	-	-		2-Nitrotoluene
12.103		-	-	-		4-Nitrotoluene
12.992		-	-	-		3-Nitrotoluene

Totals : 225.45392

Data File C:\CHEM32\1\DATA\040821\040821 2021-04-08 12-12-43\5L028160.D
Sample Name: M1C0730-22

==========

Acq. Operator : ECL Seq. Line : 20
Acq. Instrument : HPLC5 Location : Vial 19
Injection Date : 4/8/2021 9:13:12 PM Inj : 1
Inj Volume : 100 µl
Acq. Method : C:\Chem32\1\DATA\040821\040821 2021-04-08 12-12-43\8330PLUS-PETN.M
Last changed : 4/5/2021 11:57:50 PM by JWR
Analysis Method : C:\CHEM32\1\METHODS\8330PLUS-PETNDA.M
Last changed : 4/9/2021 8:22:33 AM by ECL
Method Info : OVD-SOP#HPLC02: 8330PLUS-PETN Calibration 03/31/2021

Sample Info : 1

==========

Signal 2: DAD1 C, Sig=210,16 Ref=360,100

RetTime [min]	Type	Area [mAU*s]	Amt/Area	Amount [ug/L]	Grp	Name
13.744		-	-	-		PETN

Totals : 0.00000

1 Warnings or Errors :

Warning : Calibrated compound(s) not found

==========

*** End of Report ***

Data File C:\CHEM32\1\DATA\040821\040821 2021-04-08 12-12-43\5L028161.D
Sample Name: M1C0730-23

==========

Acq. Operator : ECL
Seq. Line : 21
Acq. Instrument : HPLC5
Location : Vial 20
Injection Date : 4/8/2021 9:41:22 PM
Inj : 1
Inj Volume : 100 µl
Acq. Method : C:\Chem32\1\DATA\040821\040821 2021-04-08 12-12-43\8330PLUS-PETN.M
Last changed : 4/5/2021 11:57:50 PM by JWR
Analysis Method : C:\CHEM32\1\METHODS\8330PLUS-PETNDA.M
Last changed : 4/9/2021 8:22:33 AM by ECL
Method Info : OVD-SOP#HPLC02: 8330PLUS-PETN Calibration 03/31/2021

Sample Info : 1

==========

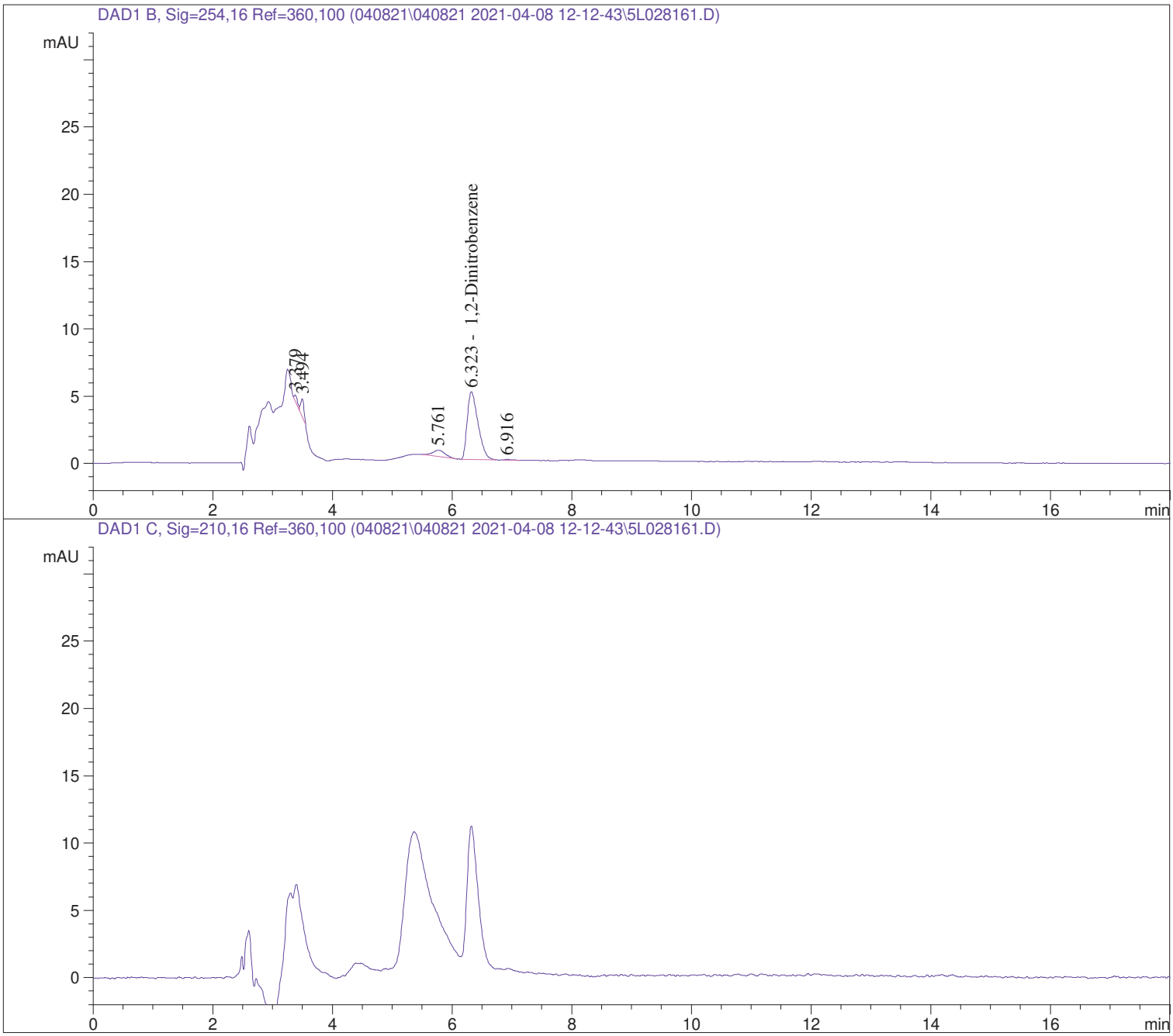

Data File C:\CHEM32\1\DATA\040821\040821 2021-04-08 12-12-43\5L028161.D
Sample Name: M1C0730-23

==========

Acq. Operator : ECL Seq. Line : 21
Acq. Instrument : HPLC5 Location : Vial 20
Injection Date : 4/8/2021 9:41:22 PM Inj : 1
Inj Volume : 100 µl
Acq. Method : C:\Chem32\1\DATA\040821\040821 2021-04-08 12-12-43\8330PLUS-PETN.M
Last changed : 4/5/2021 11:57:50 PM by JWR
Analysis Method : C:\CHEM32\1\METHODS\8330PLUS-PETNDA.M
Last changed : 4/9/2021 8:22:33 AM by ECL
Method Info : OVD-SOP#HPLC02: 8330PLUS-PETN Calibration 03/31/2021

Sample Info : 1

==========

==========

External Standard Report

==========

Sorted By : Signal
Calib. Data Modified : 4/6/2021 11:29:02 AM
Multiplier : 1.0000
Dilution : 1.0000
Use Multiplier & Dilution Factor with ISTDs

Signal 1: DAD1 B, Sig=254,16 Ref=360,100

RetTime [min]	Type	Area [mAU*s]	Amt/Area	Amount [ug/L]	Grp	Name
3.753		-	-	-		HMX
4.994		-	-	-		RDX
6.093		-	-	-		1,3,5-Trinitrobenzene
6.323	VBA	63.24516	3.56245	225.30768		1,2-Dinitrobenzene
7.259		-	-	-		1,3-Dinitrobenzene
7.516		-	-	-		Tetryl
7.963		-	-	-		Nitrobenzene
8.608		-	-	-		2,4,6-Trinitrotoluene
9.192		-	-	-		4-Amino-2,6-Dinitrotoluene
9.633		-	-	-		2-Amino-4,6-Dinitrotoluene
9.933		-	-	-		2,6-Dinitrotoluene
10.216		-	-	-		2,4-Dinitrotoluene
11.545		-	-	-		2-Nitrotoluene
12.103		-	-	-		4-Nitrotoluene
12.992		-	-	-		3-Nitrotoluene

Totals : 225.30768

Data File C:\CHEM32\1\DATA\040821\040821 2021-04-08 12-12-43\5L028161.D
Sample Name: M1C0730-23

==========

Acq. Operator : ECL Seq. Line : 21
Acq. Instrument : HPLC5 Location : Vial 20
Injection Date : 4/8/2021 9:41:22 PM Inj : 1
Inj Volume : 100 µl
Acq. Method : C:\Chem32\1\DATA\040821\040821 2021-04-08 12-12-43\8330PLUS-PETN.M
Last changed : 4/5/2021 11:57:50 PM by JWR
Analysis Method : C:\CHEM32\1\METHODS\8330PLUS-PETNDA.M
Last changed : 4/9/2021 8:22:33 AM by ECL
Method Info : OVD-SOP#HPLC02: 8330PLUS-PETN Calibration 03/31/2021

Sample Info : 1

==========

Signal 2: DAD1 C, Sig=210,16 Ref=360,100

RetTime [min]	Type	Area [mAU*s]	Amt/Area	Amount [ug/L]	Grp	Name
13.744		-	-	-		PETN

Totals : 0.00000

1 Warnings or Errors :

Warning : Calibrated compound(s) not found

==========

*** End of Report ***

Data File C:\CHEM32\1\DATA\040821\040821 2021-04-08 12-12-43\5L028162.D
Sample Name: M1C0730-24

==========

Acq. Operator : ECL
Seq. Line : 22
Acq. Instrument : HPLC5
Location : Vial 21
Injection Date : 4/8/2021 10:09:33 PM
Inj : 1
Inj Volume : 100 µl
Acq. Method : C:\Chem32\1\DATA\040821\040821 2021-04-08 12-12-43\8330PLUS-PETN.M
Last changed : 4/5/2021 11:57:50 PM by JWR
Analysis Method : C:\CHEM32\1\METHODS\8330PLUS-PETNDA.M
Last changed : 4/9/2021 8:22:33 AM by ECL
Method Info : OVD-SOP#HPLC02: 8330PLUS-PETN Calibration 03/31/2021

Sample Info : 1

==========

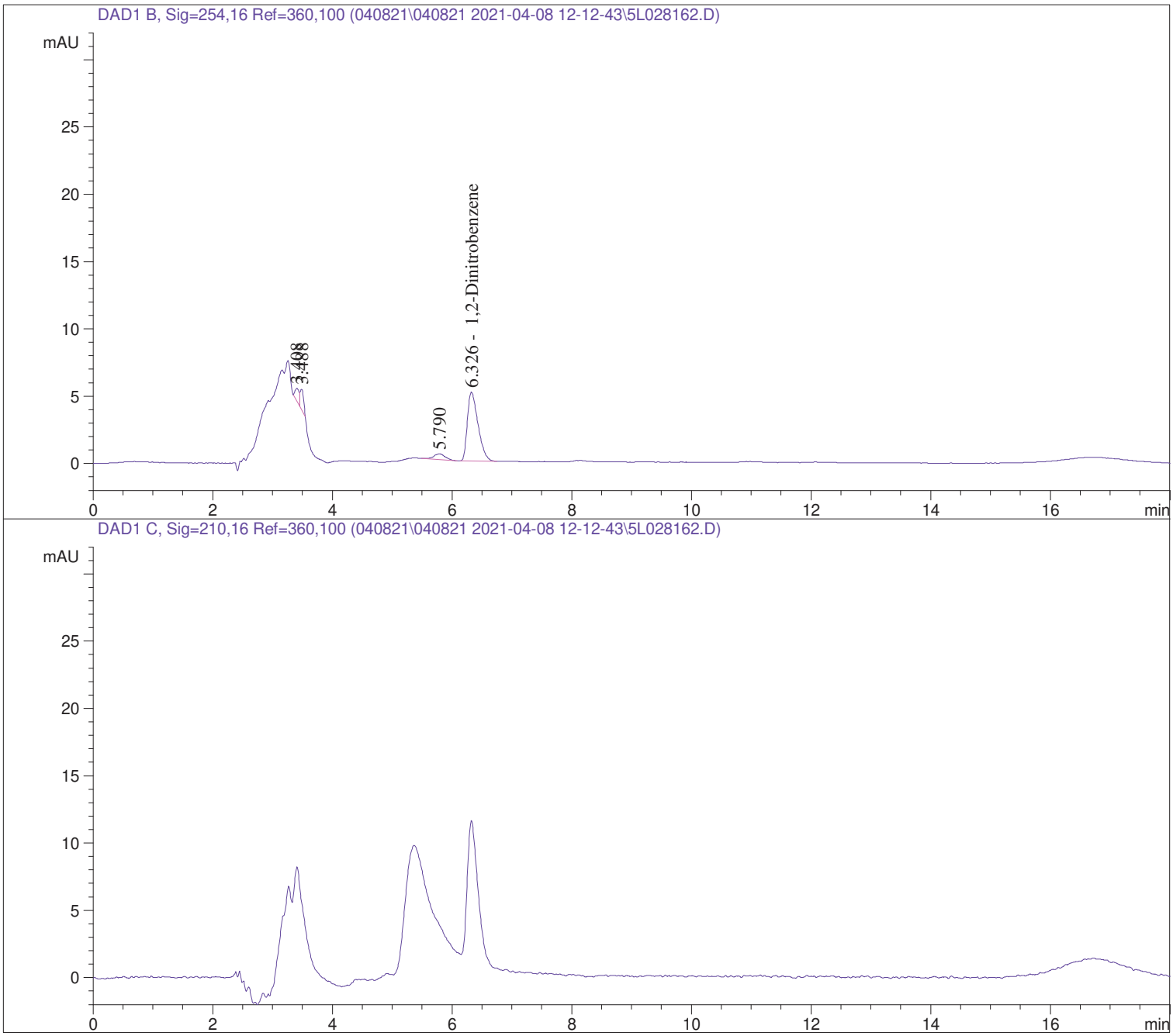

Data File C:\CHEM32\1\DATA\040821\040821 2021-04-08 12-12-43\5L028162.D
Sample Name: M1C0730-24

==========

Acq. Operator : ECL Seq. Line : 22
Acq. Instrument : HPLC5 Location : Vial 21
Injection Date : 4/8/2021 10:09:33 PM Inj : 1
Inj Volume : 100 µl
Acq. Method : C:\Chem32\1\DATA\040821\040821 2021-04-08 12-12-43\8330PLUS-PETN.M
Last changed : 4/5/2021 11:57:50 PM by JWR
Analysis Method : C:\CHEM32\1\METHODS\8330PLUS-PETNDA.M
Last changed : 4/9/2021 8:22:33 AM by ECL
Method Info : OVD-SOP#HPLC02: 8330PLUS-PETN Calibration 03/31/2021

Sample Info : 1

==========

==========

External Standard Report

==========

Sorted By : Signal
Calib. Data Modified : 4/6/2021 11:29:02 AM
Multiplier : 1.0000
Dilution : 1.0000
Use Multiplier & Dilution Factor with ISTDs

Signal 1: DAD1 B, Sig=254,16 Ref=360,100

RetTime [min]	Type	Area [mAU*s]	Amt/Area	Amount [ug/L]	Grp	Name
3.753		-	-	-		HMX
4.994		-	-	-		RDX
6.093		-	-	-		1,3,5-Trinitrobenzene
6.326	VBA	63.99171	3.56235	227.96106		1,2-Dinitrobenzene
7.259		-	-	-		1,3-Dinitrobenzene
7.516		-	-	-		Tetryl
7.963		-	-	-		Nitrobenzene
8.608		-	-	-		2,4,6-Trinitrotoluene
9.192		-	-	-		4-Amino-2,6-Dinitrotoluene
9.633		-	-	-		2-Amino-4,6-Dinitrotoluene
9.933		-	-	-		2,6-Dinitrotoluene
10.216		-	-	-		2,4-Dinitrotoluene
11.545		-	-	-		2-Nitrotoluene
12.103		-	-	-		4-Nitrotoluene
12.992		-	-	-		3-Nitrotoluene

Totals : 227.96106

Data File C:\CHEM32\1\DATA\040821\040821 2021-04-08 12-12-43\5L028162.D
Sample Name: M1C0730-24

==========

Acq. Operator : ECL
Seq. Line : 22
Acq. Instrument : HPLC5
Location : Vial 21
Injection Date : 4/8/2021 10:09:33 PM
Inj : 1
Inj Volume : 100 µl
Acq. Method : C:\Chem32\1\DATA\040821\040821 2021-04-08 12-12-43\8330PLUS-PETN.M
Last changed : 4/5/2021 11:57:50 PM by JWR
Analysis Method : C:\CHEM32\1\METHODS\8330PLUS-PETNDA.M
Last changed : 4/9/2021 8:22:33 AM by ECL
Method Info : OVD-SOP#HPLC02: 8330PLUS-PETN Calibration 03/31/2021

Sample Info : 1

==========

Signal 2: DAD1 C, Sig=210,16 Ref=360,100

RetTime [min]	Type	Area [mAU*s]	Amt/Area	Amount [ug/L]	Grp	Name
13.744		-	-	-		PETN

Totals : 0.00000

1 Warnings or Errors :

Warning : Calibrated compound(s) not found

==========

*** End of Report ***

Data File C:\CHEM32\1\DATA\040821\040821 2021-04-08 12-12-43\5L028164.D
Sample Name: M1C0730-25

==========

Acq. Operator : ECL
Seq. Line : 24
Acq. Instrument : HPLC5
Location : Vial 22
Injection Date : 4/8/2021 11:05:51 PM
Inj : 1
Inj Volume : 100 µl
Acq. Method : C:\Chem32\1\DATA\040821\040821 2021-04-08 12-12-43\8330PLUS-PETN.M
Last changed : 4/5/2021 11:57:50 PM by JWR
Analysis Method : C:\CHEM32\1\METHODS\8330PLUS-PETNDA.M
Last changed : 4/9/2021 8:22:33 AM by ECL
Method Info : OVD-SOP#HPLC02: 8330PLUS-PETN Calibration 03/31/2021

Sample Info : 1

==========

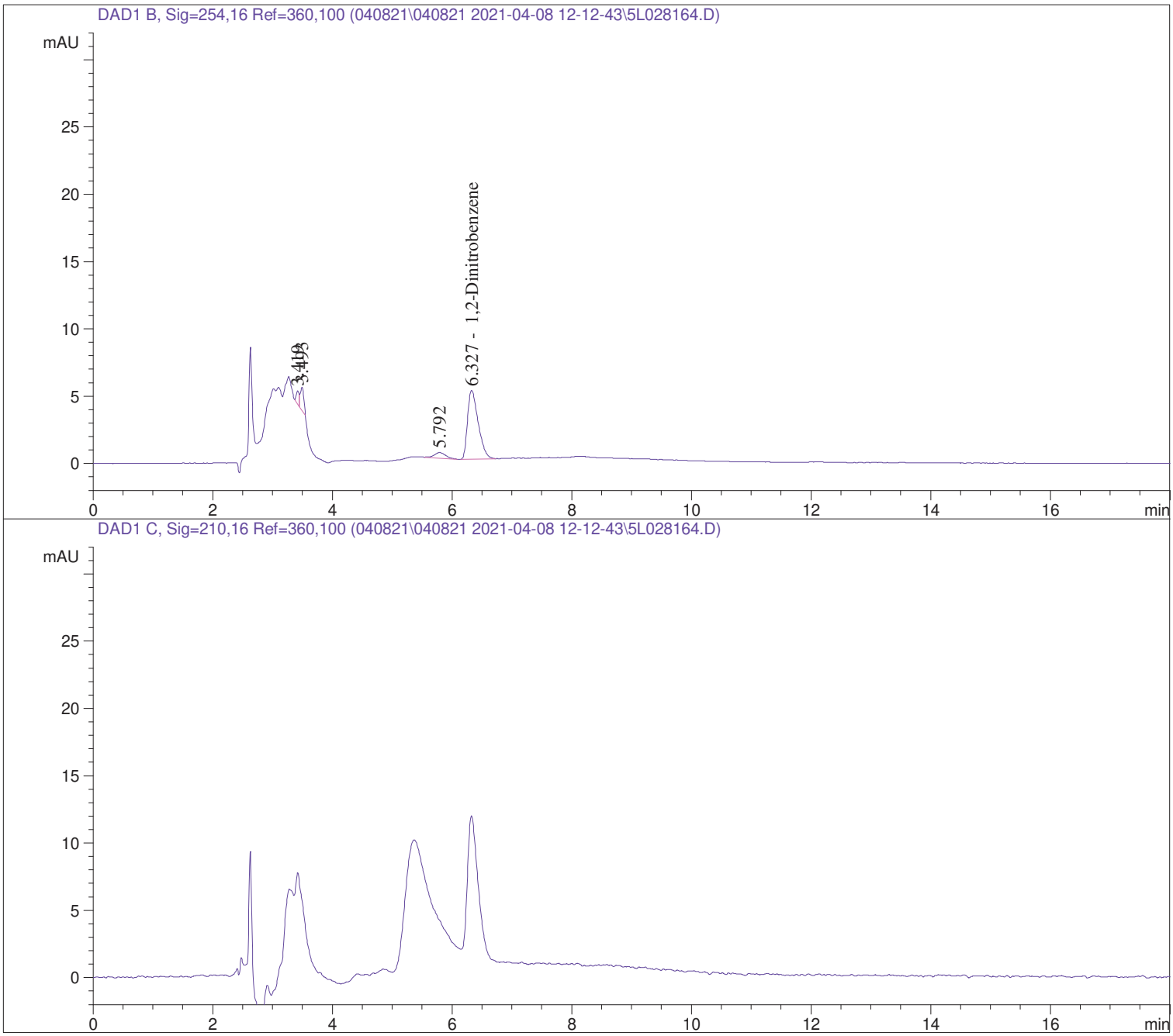

Data File C:\CHEM32\1\DATA\040821\040821 2021-04-08 12-12-43\5L028164.D
Sample Name: M1C0730-25

==========

Acq. Operator : ECL Seq. Line : 24
Acq. Instrument : HPLC5 Location : Vial 22
Injection Date : 4/8/2021 11:05:51 PM Inj : 1
Inj Volume : 100 µl
Acq. Method : C:\Chem32\1\DATA\040821\040821 2021-04-08 12-12-43\8330PLUS-PETN.M
Last changed : 4/5/2021 11:57:50 PM by JWR
Analysis Method : C:\CHEM32\1\METHODS\8330PLUS-PETNDA.M
Last changed : 4/9/2021 8:22:33 AM by ECL
Method Info : OVD-SOP#HPLC02: 8330PLUS-PETN Calibration 03/31/2021

Sample Info : 1

==========

==========

External Standard Report

==========

Sorted By : Signal
Calib. Data Modified : 4/6/2021 11:29:02 AM
Multiplier : 1.0000
Dilution : 1.0000
Use Multiplier & Dilution Factor with ISTDs

Signal 1: DAD1 B, Sig=254,16 Ref=360,100

RetTime [min]	Type	Area [mAU*s]	Amt/Area	Amount [ug/L]	Grp	Name
3.753		-	-	-		HMX
4.994		-	-	-		RDX
6.093		-	-	-		1,3,5-Trinitrobenzene
6.327	VV	63.00432	3.56248	224.45170		1,2-Dinitrobenzene
7.259		-	-	-		1,3-Dinitrobenzene
7.516		-	-	-		Tetryl
7.963		-	-	-		Nitrobenzene
8.608		-	-	-		2,4,6-Trinitrotoluene
9.192		-	-	-		4-Amino-2,6-Dinitrotoluene
9.633		-	-	-		2-Amino-4,6-Dinitrotoluene
9.933		-	-	-		2,6-Dinitrotoluene
10.216		-	-	-		2,4-Dinitrotoluene
11.545		-	-	-		2-Nitrotoluene
12.103		-	-	-		4-Nitrotoluene
12.992		-	-	-		3-Nitrotoluene

Totals : 224.45170

Data File C:\CHEM32\1\DATA\040821\040821 2021-04-08 12-12-43\5L028164.D
Sample Name: M1C0730-25

==========

Acq. Operator : ECL Seq. Line : 24
Acq. Instrument : HPLC5 Location : Vial 22
Injection Date : 4/8/2021 11:05:51 PM Inj : 1
Inj Volume : 100 µl
Acq. Method : C:\Chem32\1\DATA\040821\040821 2021-04-08 12-12-43\8330PLUS-PETN.M
Last changed : 4/5/2021 11:57:50 PM by JWR
Analysis Method : C:\CHEM32\1\METHODS\8330PLUS-PETNDA.M
Last changed : 4/9/2021 8:22:33 AM by ECL
Method Info : OVD-SOP#HPLC02: 8330PLUS-PETN Calibration 03/31/2021

Sample Info : 1

==========

Signal 2: DAD1 C, Sig=210,16 Ref=360,100

RetTime [min]	Type	Area [mAU*s]	Amt/Area	Amount [ug/L]	Grp	Name
13.744		-	-	-		PETN

Totals : 0.00000

1 Warnings or Errors :

Warning : Calibrated compound(s) not found

==========

*** End of Report ***

Data File C:\CHEM32\1\DATA\040821\040821 2021-04-08 12-12-43\5L028165.D
Sample Name: M1C0730-26

==========

Acq. Operator : ECL
Seq. Line : 25
Acq. Instrument : HPLC5
Location : Vial 23
Injection Date : 4/8/2021 11:34:00 PM
Inj : 1
Inj Volume : 100 µl
Acq. Method : C:\Chem32\1\DATA\040821\040821 2021-04-08 12-12-43\8330PLUS-PETN.M
Last changed : 4/5/2021 11:57:50 PM by JWR
Analysis Method : C:\CHEM32\1\METHODS\8330PLUS-PETNDA.M
Last changed : 4/9/2021 8:22:33 AM by ECL
Method Info : OVD-SOP#HPLC02: 8330PLUS-PETN Calibration 03/31/2021

Sample Info : 1

==========

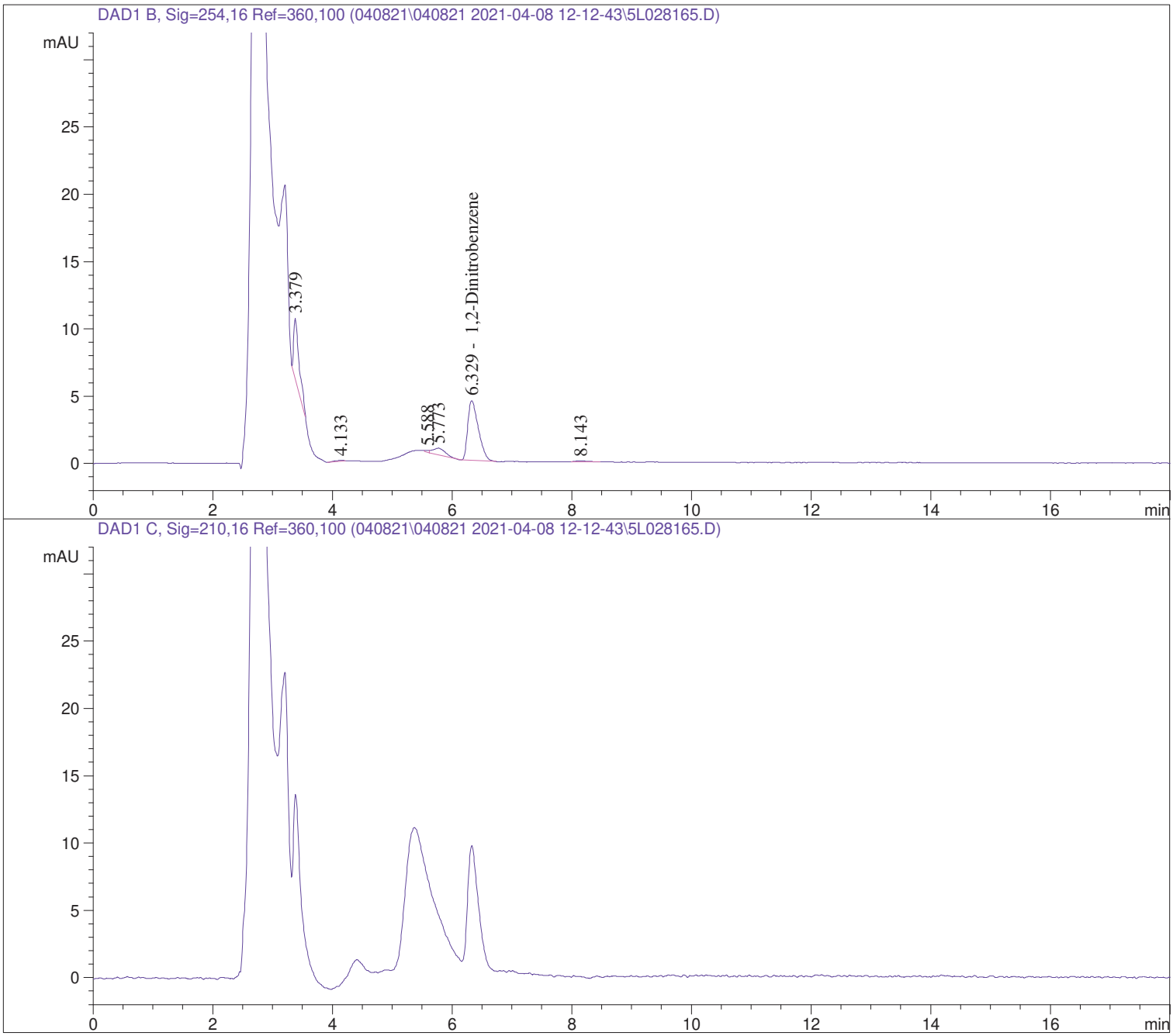

Data File C:\CHEM32\1\DATA\040821\040821 2021-04-08 12-12-43\5L028165.D
Sample Name: M1C0730-26

==========

Acq. Operator : ECL Seq. Line : 25
Acq. Instrument : HPLC5 Location : Vial 23
Injection Date : 4/8/2021 11:34:00 PM Inj : 1
Inj Volume : 100 µl
Acq. Method : C:\Chem32\1\DATA\040821\040821 2021-04-08 12-12-43\8330PLUS-PETN.M
Last changed : 4/5/2021 11:57:50 PM by JWR
Analysis Method : C:\CHEM32\1\METHODS\8330PLUS-PETNDA.M
Last changed : 4/9/2021 8:22:33 AM by ECL
Method Info : OVD-SOP#HPLC02: 8330PLUS-PETN Calibration 03/31/2021

Sample Info : 1

==========

==========

External Standard Report

==========

Sorted By : Signal
Calib. Data Modified : 4/6/2021 11:29:02 AM
Multiplier : 1.0000
Dilution : 1.0000
Use Multiplier & Dilution Factor with ISTDs

Signal 1: DAD1 B, Sig=254,16 Ref=360,100

RetTime [min]	Type	Area [mAU*s]	Amt/Area	Amount [ug/L]	Grp	Name
3.753		-	-	-		HMX
4.994		-	-	-		RDX
6.093		-	-	-		1,3,5-Trinitrobenzene
6.329	VBA	54.83093	3.56372	195.40223		1,2-Dinitrobenzene
7.259		-	-	-		1,3-Dinitrobenzene
7.516		-	-	-		Tetryl
7.963		-	-	-		Nitrobenzene
8.608		-	-	-		2,4,6-Trinitrotoluene
9.192		-	-	-		4-Amino-2,6-Dinitrotoluene
9.633		-	-	-		2-Amino-4,6-Dinitrotoluene
9.933		-	-	-		2,6-Dinitrotoluene
10.216		-	-	-		2,4-Dinitrotoluene
11.545		-	-	-		2-Nitrotoluene
12.103		-	-	-		4-Nitrotoluene
12.992		-	-	-		3-Nitrotoluene

Totals : 195.40223

Data File C:\CHEM32\1\DATA\040821\040821 2021-04-08 12-12-43\5L028165.D
Sample Name: M1C0730-26

==========

Acq. Operator : ECL
Seq. Line : 25
Acq. Instrument : HPLC5
Location : Vial 23
Injection Date : 4/8/2021 11:34:00 PM
Inj : 1
Inj Volume : 100 µl
Acq. Method : C:\Chem32\1\DATA\040821\040821 2021-04-08 12-12-43\8330PLUS-PETN.M
Last changed : 4/5/2021 11:57:50 PM by JWR
Analysis Method : C:\CHEM32\1\METHODS\8330PLUS-PETNDA.M
Last changed : 4/9/2021 8:22:33 AM by ECL
Method Info : OVD-SOP#HPLC02: 8330PLUS-PETN Calibration 03/31/2021

Sample Info : 1

==========

Signal 2: DAD1 C, Sig=210,16 Ref=360,100

RetTime [min]	Type	Area [mAU*s]	Amt/Area	Amount [ug/L]	Grp	Name
13.744		-	-	-		PETN

Totals : 0.00000

1 Warnings or Errors :

Warning : Calibrated compound(s) not found

==========

*** End of Report ***

Data File C:\CHEM32\1\DATA\040821\040821 2021-04-08 12-12-43\5L028166.D
Sample Name: M1C0730-27

==========

Acq. Operator : ECL
Seq. Line : 26
Acq. Instrument : HPLC5
Location : Vial 24
Injection Date : 4/9/2021 12:02:08 AM
Inj : 1
Inj Volume : 100 µl
Acq. Method : C:\Chem32\1\DATA\040821\040821 2021-04-08 12-12-43\8330PLUS-PETN.M
Last changed : 4/5/2021 11:57:50 PM by JWR
Analysis Method : C:\CHEM32\1\METHODS\8330PLUS-PETNDA.M
Last changed : 4/9/2021 8:22:33 AM by ECL
Method Info : OVD-SOP#HPLC02: 8330PLUS-PETN Calibration 03/31/2021

Sample Info : 1

==========

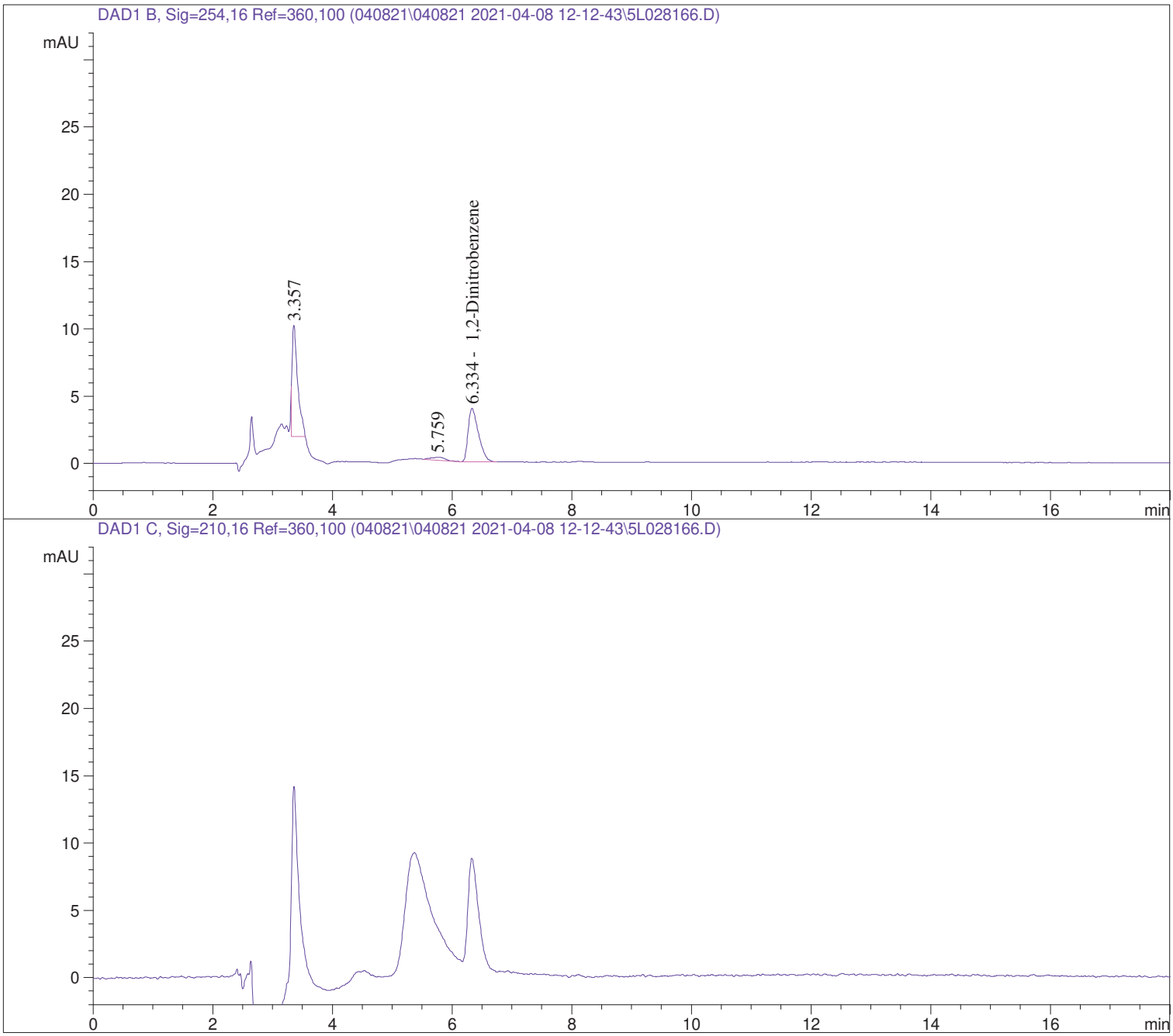

Data File C:\CHEM32\1\DATA\040821\040821 2021-04-08 12-12-43\5L028166.D
Sample Name: M1C0730-27

==========

Acq. Operator : ECL Seq. Line : 26
Acq. Instrument : HPLC5 Location : Vial 24
Injection Date : 4/9/2021 12:02:08 AM Inj : 1
Inj Volume : 100 µl
Acq. Method : C:\Chem32\1\DATA\040821\040821 2021-04-08 12-12-43\8330PLUS-PETN.M
Last changed : 4/5/2021 11:57:50 PM by JWR
Analysis Method : C:\CHEM32\1\METHODS\8330PLUS-PETNDA.M
Last changed : 4/9/2021 8:22:33 AM by ECL
Method Info : OVD-SOP#HPLC02: 8330PLUS-PETN Calibration 03/31/2021

Sample Info : 1

==========

==========

External Standard Report

==========

Sorted By : Signal
Calib. Data Modified : 4/6/2021 11:29:02 AM
Multiplier : 1.0000
Dilution : 1.0000
Use Multiplier & Dilution Factor with ISTDs

Signal 1: DAD1 B, Sig=254,16 Ref=360,100

RetTime [min]	Type	Area [mAU*s]	Amt/Area	Amount [ug/L]	Grp	Name
3.753		-	-	-		HMX
4.994		-	-	-		RDX
6.093		-	-	-		1,3,5-Trinitrobenzene
6.334	VBA	47.95103	3.56510	170.95000		1,2-Dinitrobenzene
7.259		-	-	-		1,3-Dinitrobenzene
7.516		-	-	-		Tetryl
7.963		-	-	-		Nitrobenzene
8.608		-	-	-		2,4,6-Trinitrotoluene
9.192		-	-	-		4-Amino-2,6-Dinitrotoluene
9.633		-	-	-		2-Amino-4,6-Dinitrotoluene
9.933		-	-	-		2,6-Dinitrotoluene
10.216		-	-	-		2,4-Dinitrotoluene
11.545		-	-	-		2-Nitrotoluene
12.103		-	-	-		4-Nitrotoluene
12.992		-	-	-		3-Nitrotoluene

Totals : 170.95000

Data File C:\CHEM32\1\DATA\040821\040821 2021-04-08 12-12-43\5L028166.D
Sample Name: M1C0730-27

==========

Acq. Operator : ECL Seq. Line : 26
Acq. Instrument : HPLC5 Location : Vial 24
Injection Date : 4/9/2021 12:02:08 AM Inj : 1
Inj Volume : 100 µl
Acq. Method : C:\Chem32\1\DATA\040821\040821 2021-04-08 12-12-43\8330PLUS-PETN.M
Last changed : 4/5/2021 11:57:50 PM by JWR
Analysis Method : C:\CHEM32\1\METHODS\8330PLUS-PETNDA.M
Last changed : 4/9/2021 8:22:33 AM by ECL
Method Info : OVD-SOP#HPLC02: 8330PLUS-PETN Calibration 03/31/2021

Sample Info : 1

==========

Signal 2: DAD1 C, Sig=210,16 Ref=360,100

RetTime [min]	Type	Area [mAU*s]	Amt/Area	Amount [ug/L]	Grp	Name
13.744		-	-	-		PETN

Totals : 0.00000

1 Warnings or Errors :

Warning : Calibrated compound(s) not found

==========

*** End of Report ***

Data File C:\CHEM32\1\DATA\040821\040821 2021-04-08 12-12-43\5L028167.D
Sample Name: M1C0730-28

==========

Acq. Operator : ECL
Seq. Line : 27
Acq. Instrument : HPLC5
Location : Vial 25
Injection Date : 4/9/2021 12:30:21 AM
Inj : 1
Inj Volume : 100 µl
Acq. Method : C:\Chem32\1\DATA\040821\040821 2021-04-08 12-12-43\8330PLUS-PETN.M
Last changed : 4/5/2021 11:57:50 PM by JWR
Analysis Method : C:\CHEM32\1\METHODS\8330PLUS-PETNDA.M
Last changed : 4/9/2021 8:22:33 AM by ECL
Method Info : OVD-SOP#HPLC02: 8330PLUS-PETN Calibration 03/31/2021

Sample Info : 1

==========

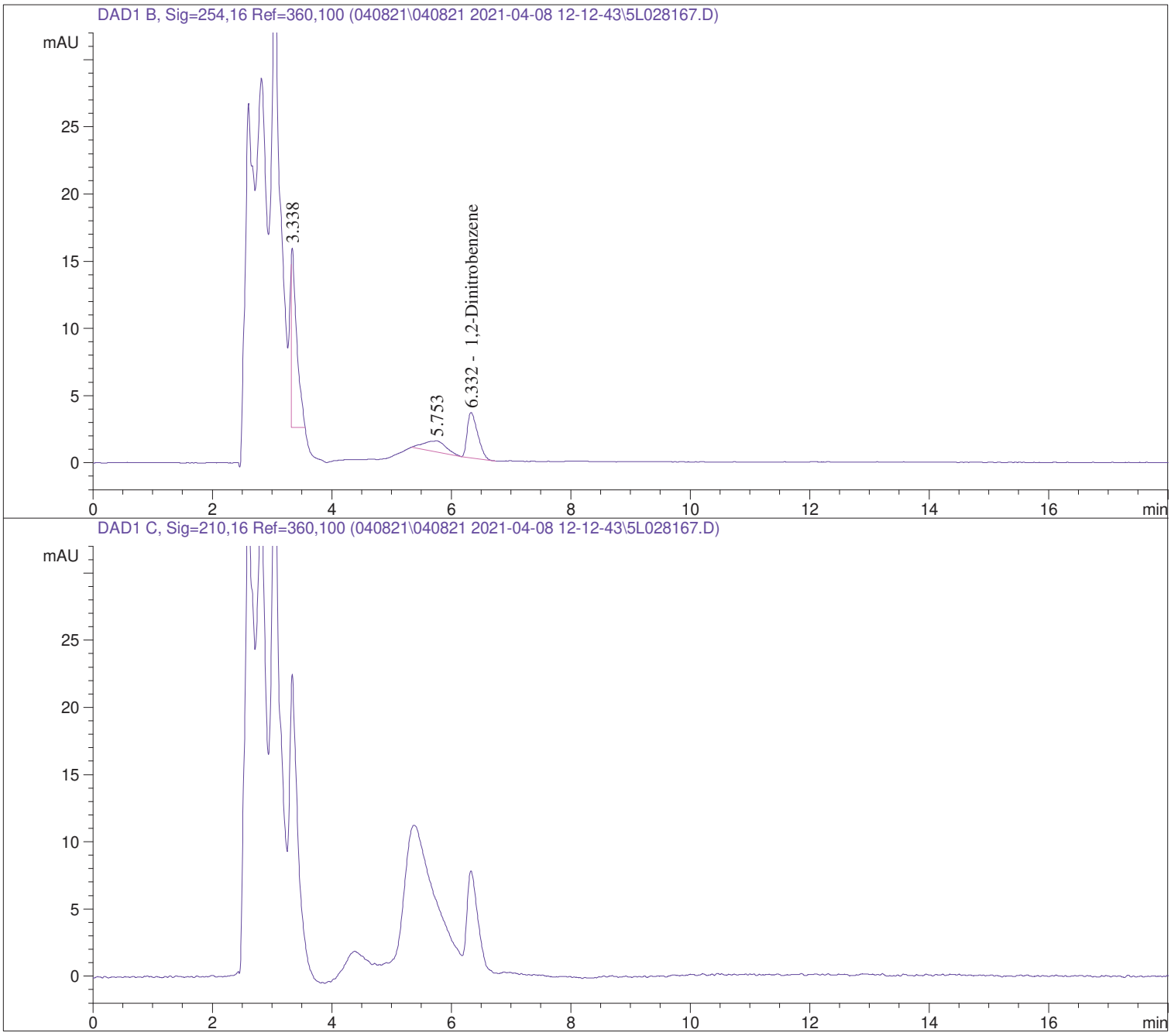

Data File C:\CHEM32\1\DATA\040821\040821 2021-04-08 12-12-43\5L028167.D
Sample Name: M1C0730-28

==========

Acq. Operator : ECL Seq. Line : 27
Acq. Instrument : HPLC5 Location : Vial 25
Injection Date : 4/9/2021 12:30:21 AM Inj : 1
Inj Volume : 100 µl
Acq. Method : C:\Chem32\1\DATA\040821\040821 2021-04-08 12-12-43\8330PLUS-PETN.M
Last changed : 4/5/2021 11:57:50 PM by JWR
Analysis Method : C:\CHEM32\1\METHODS\8330PLUS-PETNDA.M
Last changed : 4/9/2021 8:22:33 AM by ECL
Method Info : OVD-SOP#HPLC02: 8330PLUS-PETN Calibration 03/31/2021

Sample Info : 1

==========

==========

External Standard Report

==========

Sorted By : Signal
Calib. Data Modified : 4/6/2021 11:29:02 AM
Multiplier : 1.0000
Dilution : 1.0000
Use Multiplier & Dilution Factor with ISTDs

Signal 1: DAD1 B, Sig=254,16 Ref=360,100

RetTime [min]	Type	Area [mAU*s]	Amt/Area	Amount [ug/L]	Grp	Name
3.753		-	-	-		HMX
4.994		-	-	-		RDX
6.093		-	-	-		1,3,5-Trinitrobenzene
6.332	VBA	40.78080	3.56702	145.46589		1,2-Dinitrobenzene
7.259		-	-	-		1,3-Dinitrobenzene
7.516		-	-	-		Tetryl
7.963		-	-	-		Nitrobenzene
8.608		-	-	-		2,4,6-Trinitrotoluene
9.192		-	-	-		4-Amino-2,6-Dinitrotoluene
9.633		-	-	-		2-Amino-4,6-Dinitrotoluene
9.933		-	-	-		2,6-Dinitrotoluene
10.216		-	-	-		2,4-Dinitrotoluene
11.545		-	-	-		2-Nitrotoluene
12.103		-	-	-		4-Nitrotoluene
12.992		-	-	-		3-Nitrotoluene

Totals : 145.46589

Data File C:\CHEM32\1\DATA\040821\040821 2021-04-08 12-12-43\5L028167.D
Sample Name: M1C0730-28

==========

Acq. Operator : ECL Seq. Line : 27
Acq. Instrument : HPLC5 Location : Vial 25
Injection Date : 4/9/2021 12:30:21 AM Inj : 1
Inj Volume : 100 µl
Acq. Method : C:\Chem32\1\DATA\040821\040821 2021-04-08 12-12-43\8330PLUS-PETN.M
Last changed : 4/5/2021 11:57:50 PM by JWR
Analysis Method : C:\CHEM32\1\METHODS\8330PLUS-PETNDA.M
Last changed : 4/9/2021 8:22:33 AM by ECL
Method Info : OVD-SOP#HPLC02: 8330PLUS-PETN Calibration 03/31/2021

Sample Info : 1

==========

Signal 2: DAD1 C, Sig=210,16 Ref=360,100

RetTime [min]	Type	Area [mAU*s]	Amt/Area	Amount [ug/L]	Grp	Name
13.744		-	-	-		PETN

Totals : 0.00000

1 Warnings or Errors :

Warning : Calibrated compound(s) not found

==========

*** End of Report ***

Data File C:\CHEM32\1\DATA\040821\040821 2021-04-08 12-12-43\5L028168.D
Sample Name: M1C0730-29

==========

Acq. Operator : ECL
Seq. Line : 28
Acq. Instrument : HPLC5
Location : Vial 26
Injection Date : 4/9/2021 12:58:36 AM
Inj : 1
Inj Volume : 100 µl
Acq. Method : C:\Chem32\1\DATA\040821\040821 2021-04-08 12-12-43\8330PLUS-PETN.M
Last changed : 4/5/2021 11:57:50 PM by JWR
Analysis Method : C:\CHEM32\1\METHODS\8330PLUS-PETNDA.M
Last changed : 4/9/2021 8:22:33 AM by ECL
Method Info : OVD-SOP#HPLC02: 8330PLUS-PETN Calibration 03/31/2021

Sample Info : 1

==========

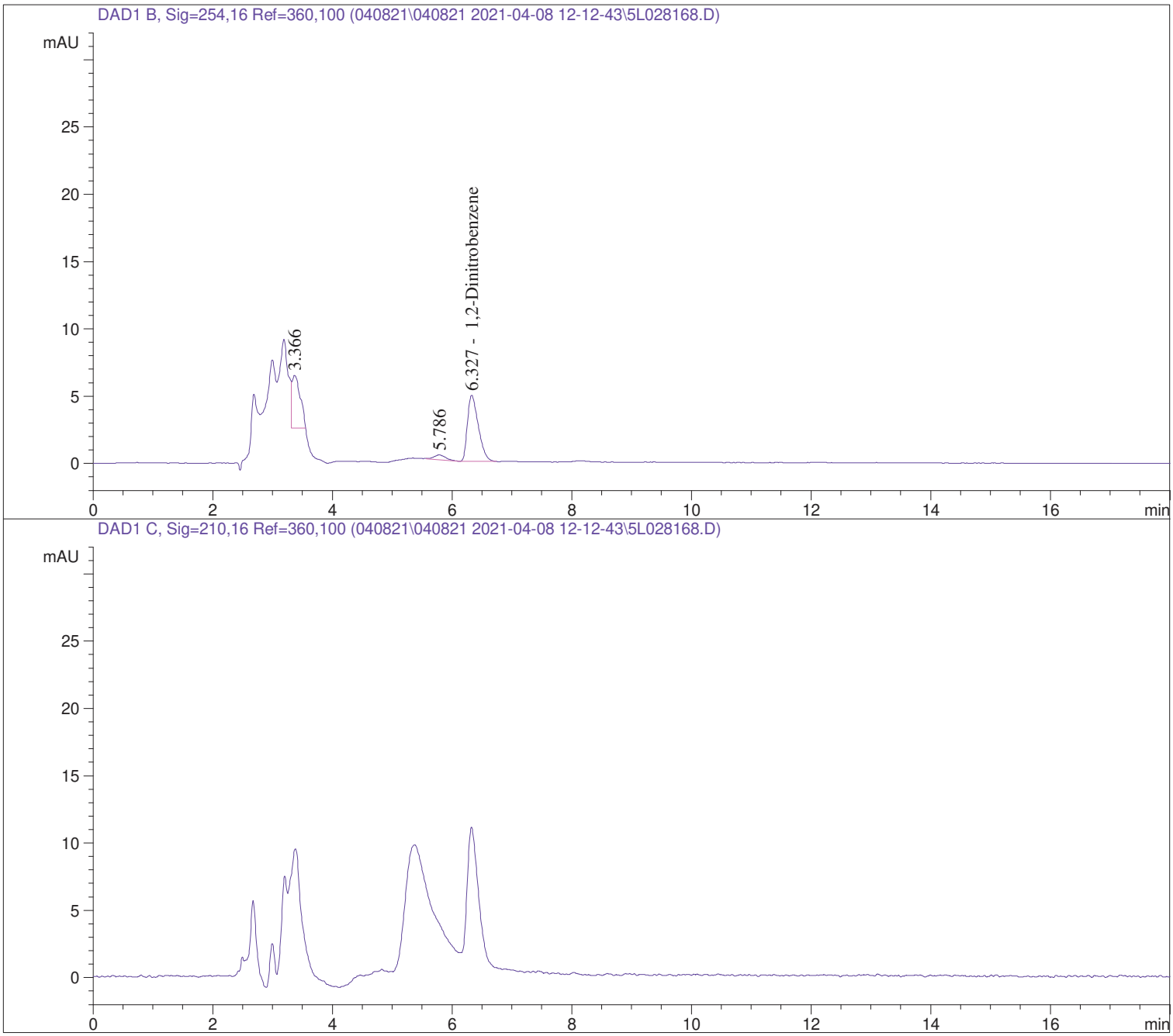

Data File C:\CHEM32\1\DATA\040821\040821 2021-04-08 12-12-43\5L028168.D
Sample Name: M1C0730-29

==========

Acq. Operator : ECL Seq. Line : 28
Acq. Instrument : HPLC5 Location : Vial 26
Injection Date : 4/9/2021 12:58:36 AM Inj : 1
Inj Volume : 100 µl
Acq. Method : C:\Chem32\1\DATA\040821\040821 2021-04-08 12-12-43\8330PLUS-PETN.M
Last changed : 4/5/2021 11:57:50 PM by JWR
Analysis Method : C:\CHEM32\1\METHODS\8330PLUS-PETNDA.M
Last changed : 4/9/2021 8:22:33 AM by ECL
Method Info : OVD-SOP#HPLC02: 8330PLUS-PETN Calibration 03/31/2021

Sample Info : 1

==========

==========

External Standard Report

==========

Sorted By : Signal
Calib. Data Modified : 4/6/2021 11:29:02 AM
Multiplier : 1.0000
Dilution : 1.0000
Use Multiplier & Dilution Factor with ISTDs

Signal 1: DAD1 B, Sig=254,16 Ref=360,100

RetTime [min]	Type	Area [mAU*s]	Amt/Area	Amount [ug/L]	Grp	Name
3.753		-	-	-		HMX
4.994		-	-	-		RDX
6.093		-	-	-		1,3,5-Trinitrobenzene
6.327	VBA	62.04309	3.56261	221.03536		1,2-Dinitrobenzene
7.259		-	-	-		1,3-Dinitrobenzene
7.516		-	-	-		Tetryl
7.963		-	-	-		Nitrobenzene
8.608		-	-	-		2,4,6-Trinitrotoluene
9.192		-	-	-		4-Amino-2,6-Dinitrotoluene
9.633		-	-	-		2-Amino-4,6-Dinitrotoluene
9.933		-	-	-		2,6-Dinitrotoluene
10.216		-	-	-		2,4-Dinitrotoluene
11.545		-	-	-		2-Nitrotoluene
12.103		-	-	-		4-Nitrotoluene
12.992		-	-	-		3-Nitrotoluene

Totals : 221.03536

Data File C:\CHEM32\1\DATA\040821\040821 2021-04-08 12-12-43\5L028168.D
Sample Name: M1C0730-29

==========

Acq. Operator : ECL
Seq. Line : 28
Acq. Instrument : HPLC5
Location : Vial 26
Injection Date : 4/9/2021 12:58:36 AM
Inj : 1
Inj Volume : 100 µl
Acq. Method : C:\Chem32\1\DATA\040821\040821 2021-04-08 12-12-43\8330PLUS-PETN.M
Last changed : 4/5/2021 11:57:50 PM by JWR
Analysis Method : C:\CHEM32\1\METHODS\8330PLUS-PETNDA.M
Last changed : 4/9/2021 8:22:33 AM by ECL
Method Info : OVD-SOP#HPLC02: 8330PLUS-PETN Calibration 03/31/2021

Sample Info : 1

==========

Signal 2: DAD1 C, Sig=210,16 Ref=360,100

RetTime [min]	Type	Area [mAU*s]	Amt/Area	Amount [ug/L]	Grp	Name
13.744		-	-	-		PETN

Totals : 0.00000

1 Warnings or Errors :

Warning : Calibrated compound(s) not found

==========

*** End of Report ***

Data File C:\CHEM32\1\DATA\040821\040821 2021-04-08 12-12-43\5L028169.D
Sample Name: M1C0730-30

==========

Acq. Operator : ECL
Seq. Line : 29
Acq. Instrument : HPLC5
Location : Vial 27
Injection Date : 4/9/2021 1:26:48 AM
Inj : 1
Inj Volume : 100 µl
Acq. Method : C:\Chem32\1\DATA\040821\040821 2021-04-08 12-12-43\8330PLUS-PETN.M
Last changed : 4/5/2021 11:57:50 PM by JWR
Analysis Method : C:\CHEM32\1\METHODS\8330PLUS-PETNDA.M
Last changed : 4/9/2021 8:22:33 AM by ECL
Method Info : OVD-SOP#HPLC02: 8330PLUS-PETN Calibration 03/31/2021

Sample Info : 1

==========

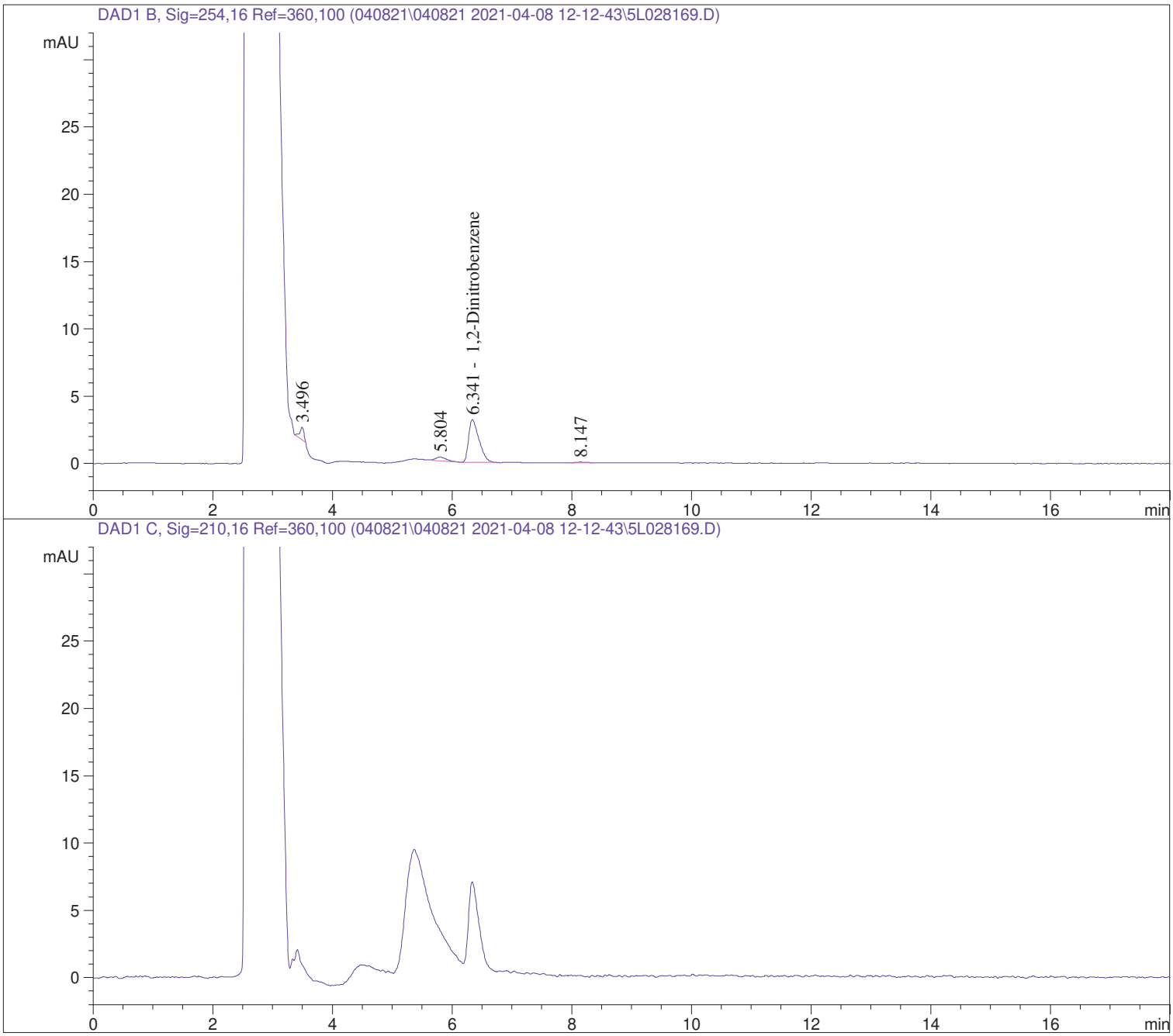

Data File C:\CHEM32\1\DATA\040821\040821 2021-04-08 12-12-43\5L028169.D
Sample Name: M1C0730-30

==========

Acq. Operator : ECL Seq. Line : 29
Acq. Instrument : HPLC5 Location : Vial 27
Injection Date : 4/9/2021 1:26:48 AM Inj : 1
Inj Volume : 100 µl
Acq. Method : C:\Chem32\1\DATA\040821\040821 2021-04-08 12-12-43\8330PLUS-PETN.M
Last changed : 4/5/2021 11:57:50 PM by JWR
Analysis Method : C:\CHEM32\1\METHODS\8330PLUS-PETNDA.M
Last changed : 4/9/2021 8:22:33 AM by ECL
Method Info : OVD-SOP#HPLC02: 8330PLUS-PETN Calibration 03/31/2021

Sample Info : 1

==========

==========

External Standard Report

==========

Sorted By : Signal
Calib. Data Modified : 4/6/2021 11:29:02 AM
Multiplier : 1.0000
Dilution : 1.0000
Use Multiplier & Dilution Factor with ISTDs

Signal 1: DAD1 B, Sig=254,16 Ref=360,100

RetTime [min]	Type	Area [mAU*s]	Amt/Area	Amount [ug/L]	Grp	Name
3.753		-	-	-		HMX
4.994		-	-	-		RDX
6.093		-	-	-		1,3,5-Trinitrobenzene
6.341	VBA	38.28268	3.56786	136.58719		1,2-Dinitrobenzene
7.259		-	-	-		1,3-Dinitrobenzene
7.516		-	-	-		Tetryl
7.963		-	-	-		Nitrobenzene
8.608		-	-	-		2,4,6-Trinitrotoluene
9.192		-	-	-		4-Amino-2,6-Dinitrotoluene
9.633		-	-	-		2-Amino-4,6-Dinitrotoluene
9.933		-	-	-		2,6-Dinitrotoluene
10.216		-	-	-		2,4-Dinitrotoluene
11.545		-	-	-		2-Nitrotoluene
12.103		-	-	-		4-Nitrotoluene
12.992		-	-	-		3-Nitrotoluene

Totals : 136.58719

Data File C:\CHEM32\1\DATA\040821\040821 2021-04-08 12-12-43\5L028169.D
Sample Name: M1C0730-30

==========

Acq. Operator : ECL Seq. Line : 29
Acq. Instrument : HPLC5 Location : Vial 27
Injection Date : 4/9/2021 1:26:48 AM Inj : 1
Inj Volume : 100 µl
Acq. Method : C:\Chem32\1\DATA\040821\040821 2021-04-08 12-12-43\8330PLUS-PETN.M
Last changed : 4/5/2021 11:57:50 PM by JWR
Analysis Method : C:\CHEM32\1\METHODS\8330PLUS-PETNDA.M
Last changed : 4/9/2021 8:22:33 AM by ECL
Method Info : OVD-SOP#HPLC02: 8330PLUS-PETN Calibration 03/31/2021

Sample Info : 1

==========

Signal 2: DAD1 C, Sig=210,16 Ref=360,100

RetTime [min]	Type	Area [mAU*s]	Amt/Area	Amount [ug/L]	Grp	Name
13.744		-	-	-		PETN

Totals : 0.00000

1 Warnings or Errors :

Warning : Calibrated compound(s) not found

==========

*** End of Report ***

Data File C:\CHEM32\1\DATA\040821\040821 2021-04-08 12-12-43\5L028170.D
Sample Name: M1C0730-31

==========

Acq. Operator : ECL
Seq. Line : 30
Acq. Instrument : HPLC5
Location : Vial 28
Injection Date : 4/9/2021 1:54:57 AM
Inj : 1
Inj Volume : 100 µl
Acq. Method : C:\Chem32\1\DATA\040821\040821 2021-04-08 12-12-43\8330PLUS-PETN.M
Last changed : 4/5/2021 11:57:50 PM by JWR
Analysis Method : C:\CHEM32\1\METHODS\8330PLUS-PETNDA.M
Last changed : 4/9/2021 8:22:33 AM by ECL
Method Info : OVD-SOP#HPLC02: 8330PLUS-PETN Calibration 03/31/2021

Sample Info : 1

==========

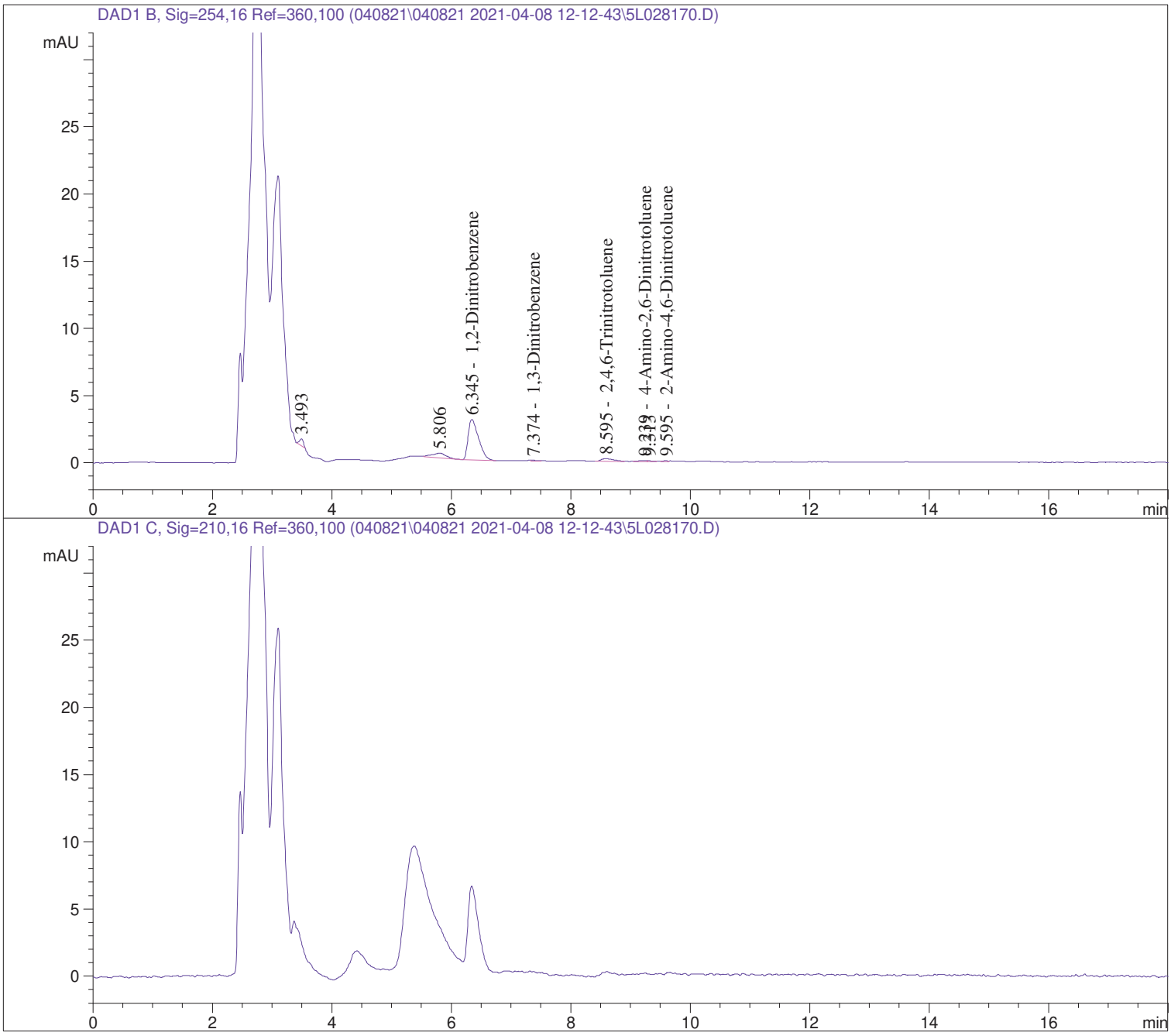

Data File C:\CHEM32\1\DATA\040821\040821 2021-04-08 12-12-43\5L028170.D
Sample Name: M1C0730-31

==========

Acq. Operator : ECL Seq. Line : 30
Acq. Instrument : HPLC5 Location : Vial 28
Injection Date : 4/9/2021 1:54:57 AM Inj : 1
Inj Volume : 100 µl
Acq. Method : C:\Chem32\1\DATA\040821\040821 2021-04-08 12-12-43\8330PLUS-PETN.M
Last changed : 4/5/2021 11:57:50 PM by JWR
Analysis Method : C:\CHEM32\1\METHODS\8330PLUS-PETNDA.M
Last changed : 4/9/2021 8:22:33 AM by ECL
Method Info : OVD-SOP#HPLC02: 8330PLUS-PETN Calibration 03/31/2021

Sample Info : 1

==========

==========

External Standard Report

==========

Sorted By : Signal
Calib. Data Modified : 4/6/2021 11:29:02 AM
Multiplier : 1.0000
Dilution : 1.0000
Use Multiplier & Dilution Factor with ISTDs

Signal 1: DAD1 B, Sig=254,16 Ref=360,100

RetTime [min]	Type	Area [mAU*s]	Amt/Area	Amount [ug/L]	Grp	Name
3.753		-	-	-		HMX
4.994		-	-	-		RDX
6.093		-	-	-		1,3,5-Trinitrobenzene
6.345	VBA	36.66523	3.56846	130.83854		1,2-Dinitrobenzene
7.374	VV	3.79894e-1	1.33949	5.08865e-1		1,3-Dinitrobenzene
7.516		-	-	-		Tetryl
7.963		-	-	-		Nitrobenzene
8.595	VV	2.91928	1.94423	5.67575		2,4,6-Trinitrotoluene
9.239	VV	5.95940e-1	6.00691	3.57975		4-Amino-2,6-Dinitrotoluene
9.595	VV	3.62509e-1	4.26927	1.54765		2-Amino-4,6-Dinitrotoluene
9.933		-	-	-		2,6-Dinitrotoluene
10.216		-	-	-		2,4-Dinitrotoluene
11.545		-	-	-		2-Nitrotoluene
12.103		-	-	-		4-Nitrotoluene
12.992		-	-	-		3-Nitrotoluene

Totals : 142.15055

Data File C:\CHEM32\1\DATA\040821\040821 2021-04-08 12-12-43\5L028170.D
Sample Name: M1C0730-31

==========

Acq. Operator : ECL Seq. Line : 30
Acq. Instrument : HPLC5 Location : Vial 28
Injection Date : 4/9/2021 1:54:57 AM Inj : 1
Inj Volume : 100 µl
Acq. Method : C:\Chem32\1\DATA\040821\040821 2021-04-08 12-12-43\8330PLUS-PETN.M
Last changed : 4/5/2021 11:57:50 PM by JWR
Analysis Method : C:\CHEM32\1\METHODS\8330PLUS-PETNDA.M
Last changed : 4/9/2021 8:22:33 AM by ECL
Method Info : OVD-SOP#HPLC02: 8330PLUS-PETN Calibration 03/31/2021

Sample Info : 1

==========

Signal 2: DAD1 C, Sig=210,16 Ref=360,100

RetTime [min]	Type	Area [mAU*s]	Amt/Area	Amount [ug/L]	Grp	Name
13.744		-	-	-		PETN

Totals : 0.00000

1 Warnings or Errors :

Warning : Calibrated compound(s) not found

==========

*** End of Report ***

Data File C:\CHEM32\1\DATA\040821\040821 2021-04-08 12-12-43\5L028171.D
Sample Name: M1C0730-32

==========

Acq. Operator : ECL
Seq. Line : 31
Acq. Instrument : HPLC5
Location : Vial 29
Injection Date : 4/9/2021 2:23:08 AM
Inj : 1
Inj Volume : 100 µl
Acq. Method : C:\Chem32\1\DATA\040821\040821 2021-04-08 12-12-43\8330PLUS-PETN.M
Last changed : 4/5/2021 11:57:50 PM by JWR
Analysis Method : C:\CHEM32\1\METHODS\8330PLUS-PETNDA.M
Last changed : 4/9/2021 8:22:33 AM by ECL
Method Info : OVD-SOP#HPLC02: 8330PLUS-PETN Calibration 03/31/2021

Sample Info : 1

==========

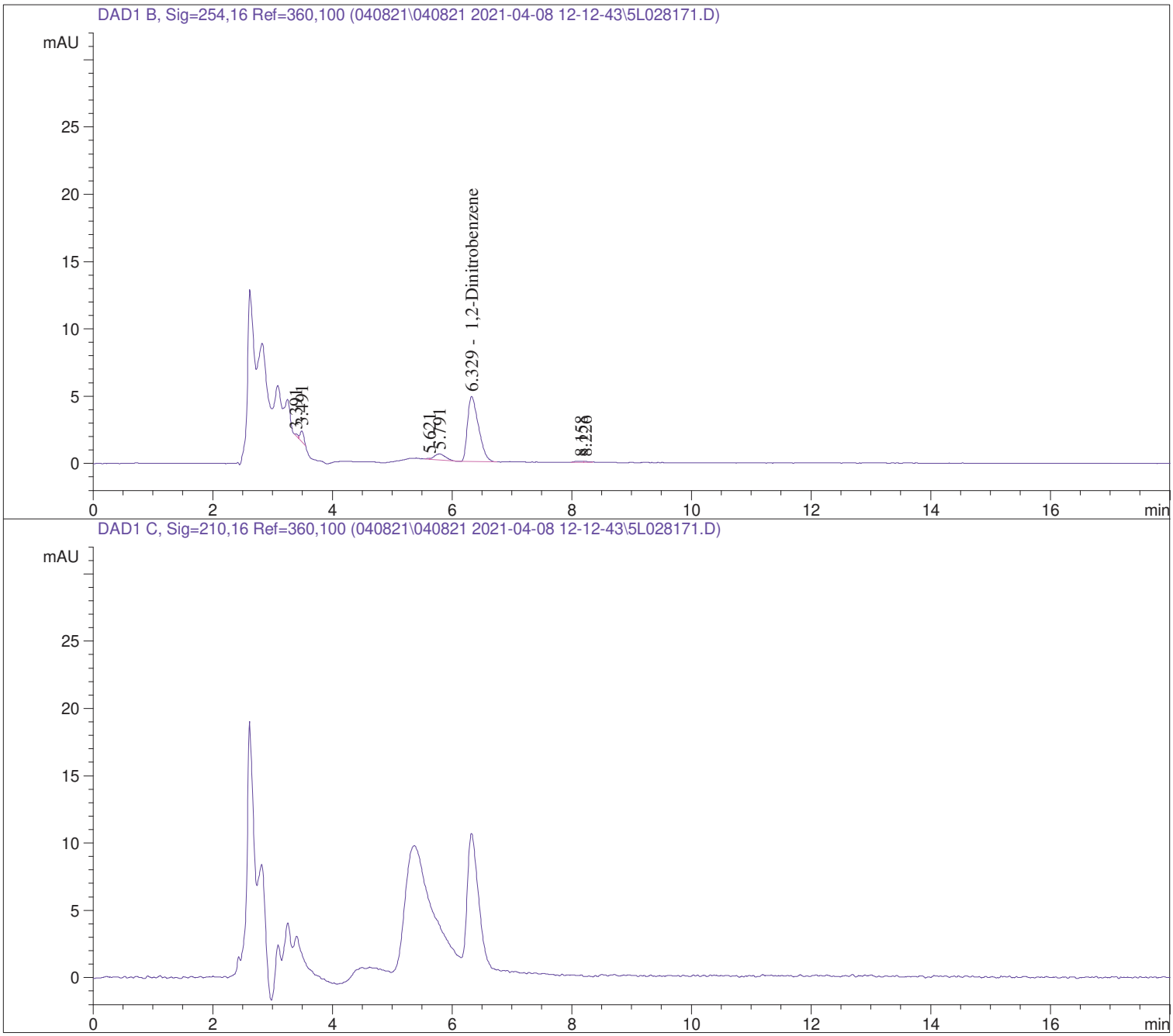

Data File C:\CHEM32\1\DATA\040821\040821 2021-04-08 12-12-43\5L028171.D
Sample Name: M1C0730-32

==========

Acq. Operator : ECL Seq. Line : 31
Acq. Instrument : HPLC5 Location : Vial 29
Injection Date : 4/9/2021 2:23:08 AM Inj : 1
Inj Volume : 100 µl
Acq. Method : C:\Chem32\1\DATA\040821\040821 2021-04-08 12-12-43\8330PLUS-PETN.M
Last changed : 4/5/2021 11:57:50 PM by JWR
Analysis Method : C:\CHEM32\1\METHODS\8330PLUS-PETNDA.M
Last changed : 4/9/2021 8:22:33 AM by ECL
Method Info : OVD-SOP#HPLC02: 8330PLUS-PETN Calibration 03/31/2021

Sample Info : 1

==========

==========

External Standard Report

==========

Sorted By : Signal
Calib. Data Modified : 4/6/2021 11:29:02 AM
Multiplier : 1.0000
Dilution : 1.0000
Use Multiplier & Dilution Factor with ISTDs

Signal 1: DAD1 B, Sig=254,16 Ref=360,100

RetTime [min]	Type	Area [mAU*s]	Amt/Area	Amount [ug/L]	Grp	Name
3.753		-	-	-		HMX
4.994		-	-	-		RDX
6.093		-	-	-		1,3,5-Trinitrobenzene
6.329	VBA	62.14905	3.56260	221.41193		1,2-Dinitrobenzene
7.259		-	-	-		1,3-Dinitrobenzene
7.516		-	-	-		Tetryl
7.963		-	-	-		Nitrobenzene
8.608		-	-	-		2,4,6-Trinitrotoluene
9.192		-	-	-		4-Amino-2,6-Dinitrotoluene
9.633		-	-	-		2-Amino-4,6-Dinitrotoluene
9.933		-	-	-		2,6-Dinitrotoluene
10.216		-	-	-		2,4-Dinitrotoluene
11.545		-	-	-		2-Nitrotoluene
12.103		-	-	-		4-Nitrotoluene
12.992		-	-	-		3-Nitrotoluene

Totals : 221.41193

Data File C:\CHEM32\1\DATA\040821\040821 2021-04-08 12-12-43\5L028171.D
Sample Name: M1C0730-32

==========

Acq. Operator : ECL Seq. Line : 31
Acq. Instrument : HPLC5 Location : Vial 29
Injection Date : 4/9/2021 2:23:08 AM Inj : 1
Inj Volume : 100 µl
Acq. Method : C:\Chem32\1\DATA\040821\040821 2021-04-08 12-12-43\8330PLUS-PETN.M
Last changed : 4/5/2021 11:57:50 PM by JWR
Analysis Method : C:\CHEM32\1\METHODS\8330PLUS-PETNDA.M
Last changed : 4/9/2021 8:22:33 AM by ECL
Method Info : OVD-SOP#HPLC02: 8330PLUS-PETN Calibration 03/31/2021

Sample Info : 1

==========

Signal 2: DAD1 C, Sig=210,16 Ref=360,100

RetTime [min]	Type	Area [mAU*s]	Amt/Area	Amount [ug/L]	Grp	Name
13.744		-	-	-		PETN

Totals : 0.00000

1 Warnings or Errors :

Warning : Calibrated compound(s) not found

==========

*** End of Report ***

Data File C:\CHEM32\1\DATA\040821\040821 2021-04-08 12-12-43\5L028172.D
Sample Name: M1C0730-33

==========

Acq. Operator : ECL
Seq. Line : 32
Acq. Instrument : HPLC5
Location : Vial 30
Injection Date : 4/9/2021 2:51:24 AM
Inj : 1
Inj Volume : 100 µl
Acq. Method : C:\Chem32\1\DATA\040821\040821 2021-04-08 12-12-43\8330PLUS-PETN.M
Last changed : 4/5/2021 11:57:50 PM by JWR
Analysis Method : C:\CHEM32\1\METHODS\8330PLUS-PETNDA.M
Last changed : 4/9/2021 8:22:33 AM by ECL
Method Info : OVD-SOP#HPLC02: 8330PLUS-PETN Calibration 03/31/2021

Sample Info : 1

==========

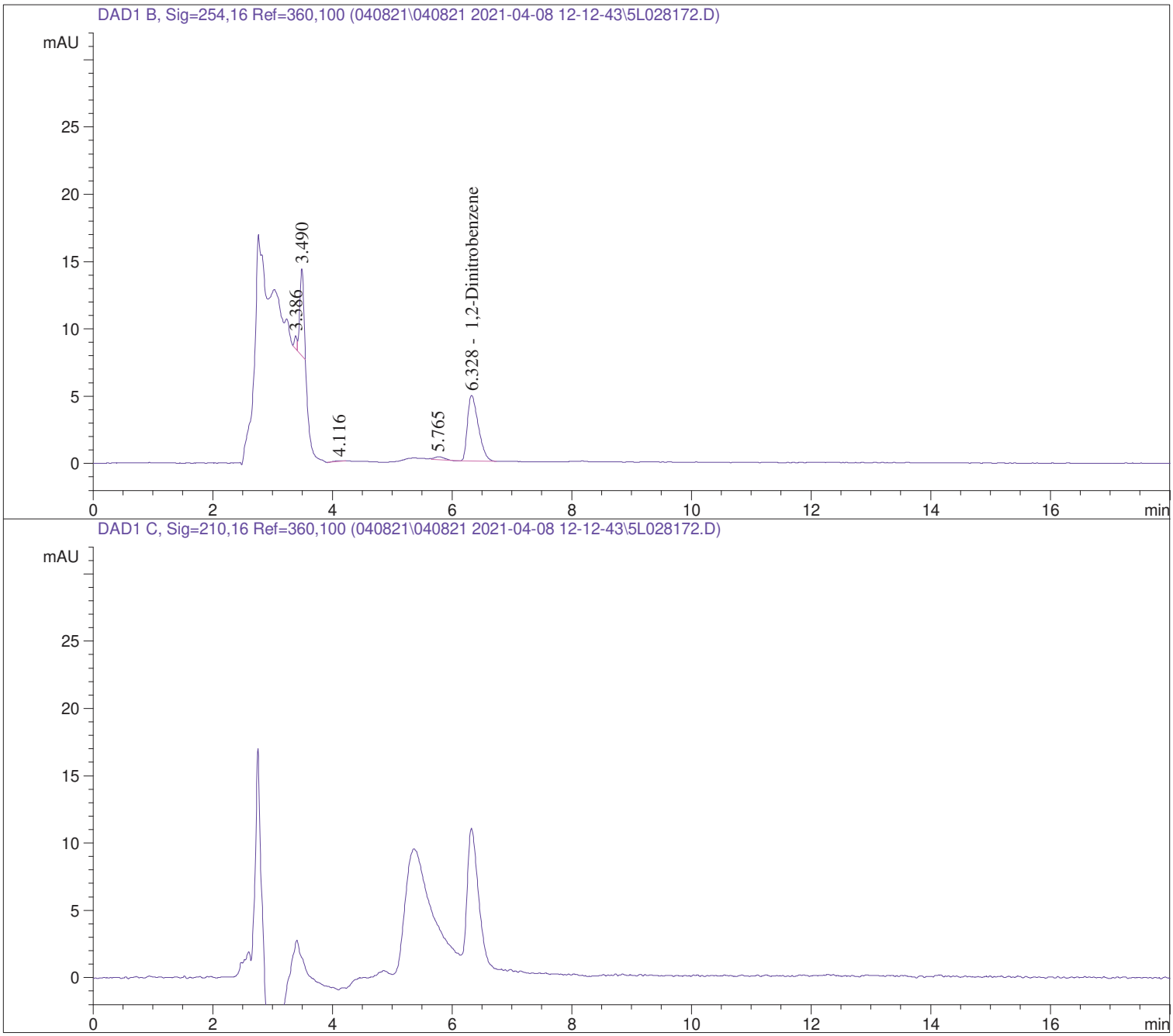

Data File C:\CHEM32\1\DATA\040821\040821 2021-04-08 12-12-43\5L028172.D
Sample Name: M1C0730-33

==========

Acq. Operator : ECL Seq. Line : 32
Acq. Instrument : HPLC5 Location : Vial 30
Injection Date : 4/9/2021 2:51:24 AM Inj : 1
Inj Volume : 100 µl
Acq. Method : C:\Chem32\1\DATA\040821\040821 2021-04-08 12-12-43\8330PLUS-PETN.M
Last changed : 4/5/2021 11:57:50 PM by JWR
Analysis Method : C:\CHEM32\1\METHODS\8330PLUS-PETNDA.M
Last changed : 4/9/2021 8:22:33 AM by ECL
Method Info : OVD-SOP#HPLC02: 8330PLUS-PETN Calibration 03/31/2021

Sample Info : 1

==========

==========

External Standard Report

==========

Sorted By : Signal
Calib. Data Modified : 4/6/2021 11:29:02 AM
Multiplier : 1.0000
Dilution : 1.0000
Use Multiplier & Dilution Factor with ISTDs

Signal 1: DAD1 B, Sig=254,16 Ref=360,100

RetTime [min]	Type	Area [mAU*s]	Amt/Area	Amount [ug/L]	Grp	Name
3.753		-	-	-		HMX
4.994		-	-	-		RDX
6.093		-	-	-		1,3,5-Trinitrobenzene
6.328	VBA	61.94684	3.56262	220.69326		1,2-Dinitrobenzene
7.259		-	-	-		1,3-Dinitrobenzene
7.516		-	-	-		Tetryl
7.963		-	-	-		Nitrobenzene
8.608		-	-	-		2,4,6-Trinitrotoluene
9.192		-	-	-		4-Amino-2,6-Dinitrotoluene
9.633		-	-	-		2-Amino-4,6-Dinitrotoluene
9.933		-	-	-		2,6-Dinitrotoluene
10.216		-	-	-		2,4-Dinitrotoluene
11.545		-	-	-		2-Nitrotoluene
12.103		-	-	-		4-Nitrotoluene
12.992		-	-	-		3-Nitrotoluene

Totals : 220.69326

Data File C:\CHEM32\1\DATA\040821\040821 2021-04-08 12-12-43\5L028172.D
Sample Name: M1C0730-33

==========

Acq. Operator : ECL Seq. Line : 32
Acq. Instrument : HPLC5 Location : Vial 30
Injection Date : 4/9/2021 2:51:24 AM Inj : 1
Inj Volume : 100 µl
Acq. Method : C:\Chem32\1\DATA\040821\040821 2021-04-08 12-12-43\8330PLUS-PETN.M
Last changed : 4/5/2021 11:57:50 PM by JWR
Analysis Method : C:\CHEM32\1\METHODS\8330PLUS-PETNDA.M
Last changed : 4/9/2021 8:22:33 AM by ECL
Method Info : OVD-SOP#HPLC02: 8330PLUS-PETN Calibration 03/31/2021

Sample Info : 1

==========

Signal 2: DAD1 C, Sig=210,16 Ref=360,100

RetTime [min]	Type	Area [mAU*s]	Amt/Area	Amount [ug/L]	Grp	Name
13.744		-	-	-		PETN

Totals : 0.00000

1 Warnings or Errors :

Warning : Calibrated compound(s) not found

==========

*** End of Report ***

Data File C:\CHEM32\1\DATA\040821\040821 2021-04-08 12-12-43\5L028173.D
Sample Name: M1C0730-34

==========

Acq. Operator : ECL
Seq. Line : 33
Acq. Instrument : HPLC5
Location : Vial 31
Injection Date : 4/9/2021 3:19:39 AM
Inj : 1
Inj Volume : 100 µl
Acq. Method : C:\Chem32\1\DATA\040821\040821 2021-04-08 12-12-43\8330PLUS-PETN.M
Last changed : 4/5/2021 11:57:50 PM by JWR
Analysis Method : C:\CHEM32\1\METHODS\8330PLUS-PETNDA.M
Last changed : 4/9/2021 8:22:33 AM by ECL
Method Info : OVD-SOP#HPLC02: 8330PLUS-PETN Calibration 03/31/2021

Sample Info : 1

==========

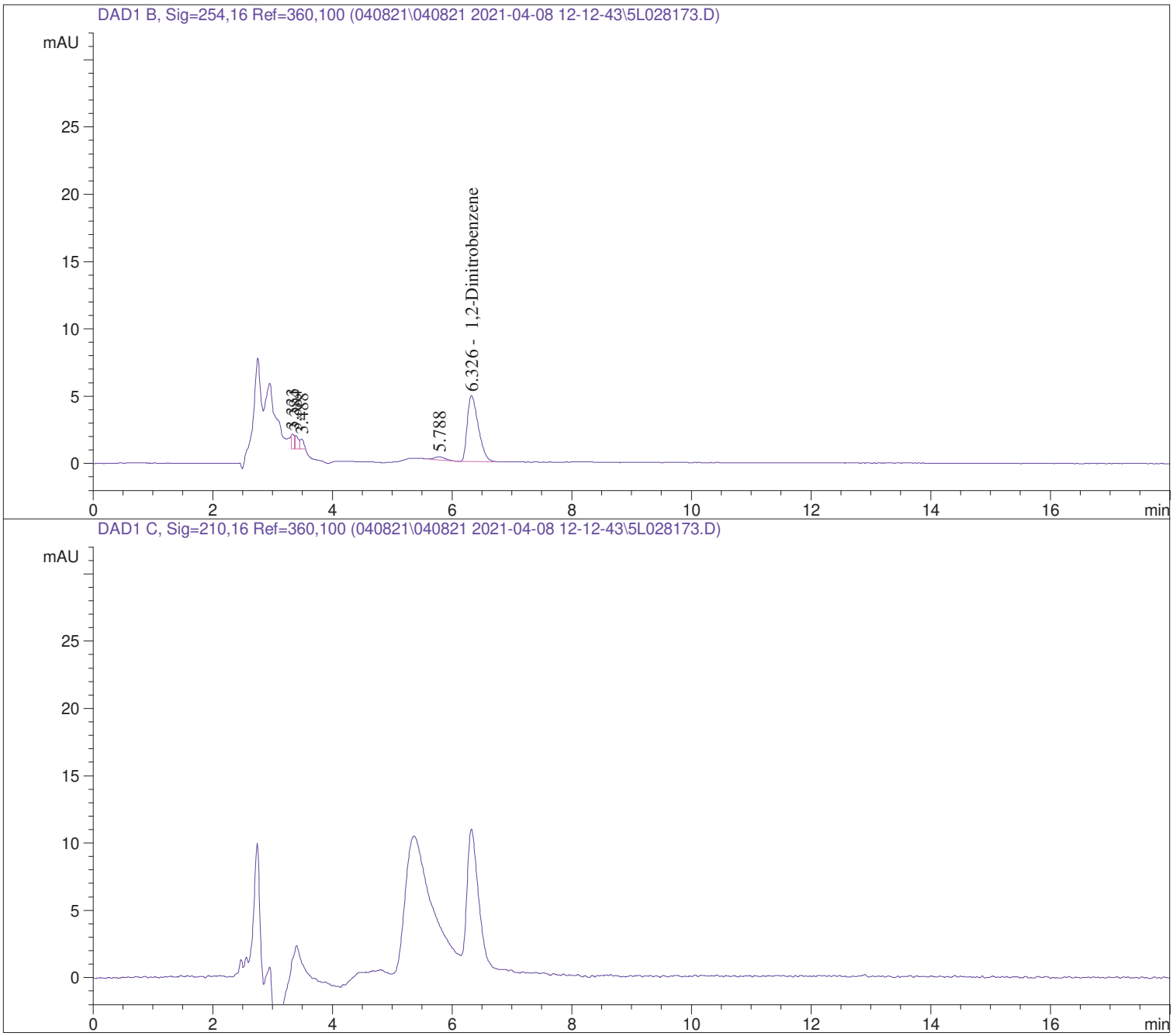

Data File C:\CHEM32\1\DATA\040821\040821 2021-04-08 12-12-43\5L028173.D
Sample Name: M1C0730-34

==========

Acq. Operator : ECL Seq. Line : 33
Acq. Instrument : HPLC5 Location : Vial 31
Injection Date : 4/9/2021 3:19:39 AM Inj : 1
Inj Volume : 100 µl
Acq. Method : C:\Chem32\1\DATA\040821\040821 2021-04-08 12-12-43\8330PLUS-PETN.M
Last changed : 4/5/2021 11:57:50 PM by JWR
Analysis Method : C:\CHEM32\1\METHODS\8330PLUS-PETNDA.M
Last changed : 4/9/2021 8:22:33 AM by ECL
Method Info : OVD-SOP#HPLC02: 8330PLUS-PETN Calibration 03/31/2021

Sample Info : 1

==========

==========

External Standard Report

==========

Sorted By : Signal
Calib. Data Modified : 4/6/2021 11:29:02 AM
Multiplier : 1.0000
Dilution : 1.0000
Use Multiplier & Dilution Factor with ISTDs

Signal 1: DAD1 B, Sig=254,16 Ref=360,100

RetTime [min]	Type	Area [mAU*s]	Amt/Area	Amount [ug/L]	Grp	Name
3.753		-	-	-		HMX
4.994		-	-	-		RDX
6.093		-	-	-		1,3,5-Trinitrobenzene
6.326	VBA	62.62365	3.56253	223.09873		1,2-Dinitrobenzene
7.259		-	-	-		1,3-Dinitrobenzene
7.516		-	-	-		Tetryl
7.963		-	-	-		Nitrobenzene
8.608		-	-	-		2,4,6-Trinitrotoluene
9.192		-	-	-		4-Amino-2,6-Dinitrotoluene
9.633		-	-	-		2-Amino-4,6-Dinitrotoluene
9.933		-	-	-		2,6-Dinitrotoluene
10.216		-	-	-		2,4-Dinitrotoluene
11.545		-	-	-		2-Nitrotoluene
12.103		-	-	-		4-Nitrotoluene
12.992		-	-	-		3-Nitrotoluene

Totals : 223.09873

Data File C:\CHEM32\1\DATA\040821\040821 2021-04-08 12-12-43\5L028173.D
Sample Name: M1C0730-34

==========

Acq. Operator : ECL Seq. Line : 33
Acq. Instrument : HPLC5 Location : Vial 31
Injection Date : 4/9/2021 3:19:39 AM Inj : 1
Inj Volume : 100 µl
Acq. Method : C:\Chem32\1\DATA\040821\040821 2021-04-08 12-12-43\8330PLUS-PETN.M
Last changed : 4/5/2021 11:57:50 PM by JWR
Analysis Method : C:\CHEM32\1\METHODS\8330PLUS-PETNDA.M
Last changed : 4/9/2021 8:22:33 AM by ECL
Method Info : OVD-SOP#HPLC02: 8330PLUS-PETN Calibration 03/31/2021

Sample Info : 1

==========

Signal 2: DAD1 C, Sig=210,16 Ref=360,100

RetTime [min]	Type	Area [mAU*s]	Amt/Area	Amount [ug/L]	Grp	Name
13.744		-	-	-		PETN

Totals : 0.00000

1 Warnings or Errors :

Warning : Calibrated compound(s) not found

==========

*** End of Report ***

Data File C:\CHEM32\1\DATA\041121\041121 2021-04-12 11-27-03\5L028325.D
Sample Name: M1C0730-35

==========

Acq. Operator : ECL
Seq. Line : 50
Acq. Instrument : HPLC5
Location : Vial 56
Injection Date : 4/12/2021 11:31:14 AM
Inj : 1
Inj Volume : 100 µl
Acq. Method : C:\Chem32\1\DATA\041121\041121 2021-04-12 11-27-03\8330PLUS-PETN.M
Last changed : 4/5/2021 11:57:50 PM by JWR
Analysis Method : C:\CHEM32\1\METHODS\8330PLUS-PETNDA.M
Last changed : 4/12/2021 12:10:05 PM by ECL
Method Info : OVD-SOP#HPLC02: 8330PLUS-PETN Calibration 03/31/2021

Sample Info : 1

==========

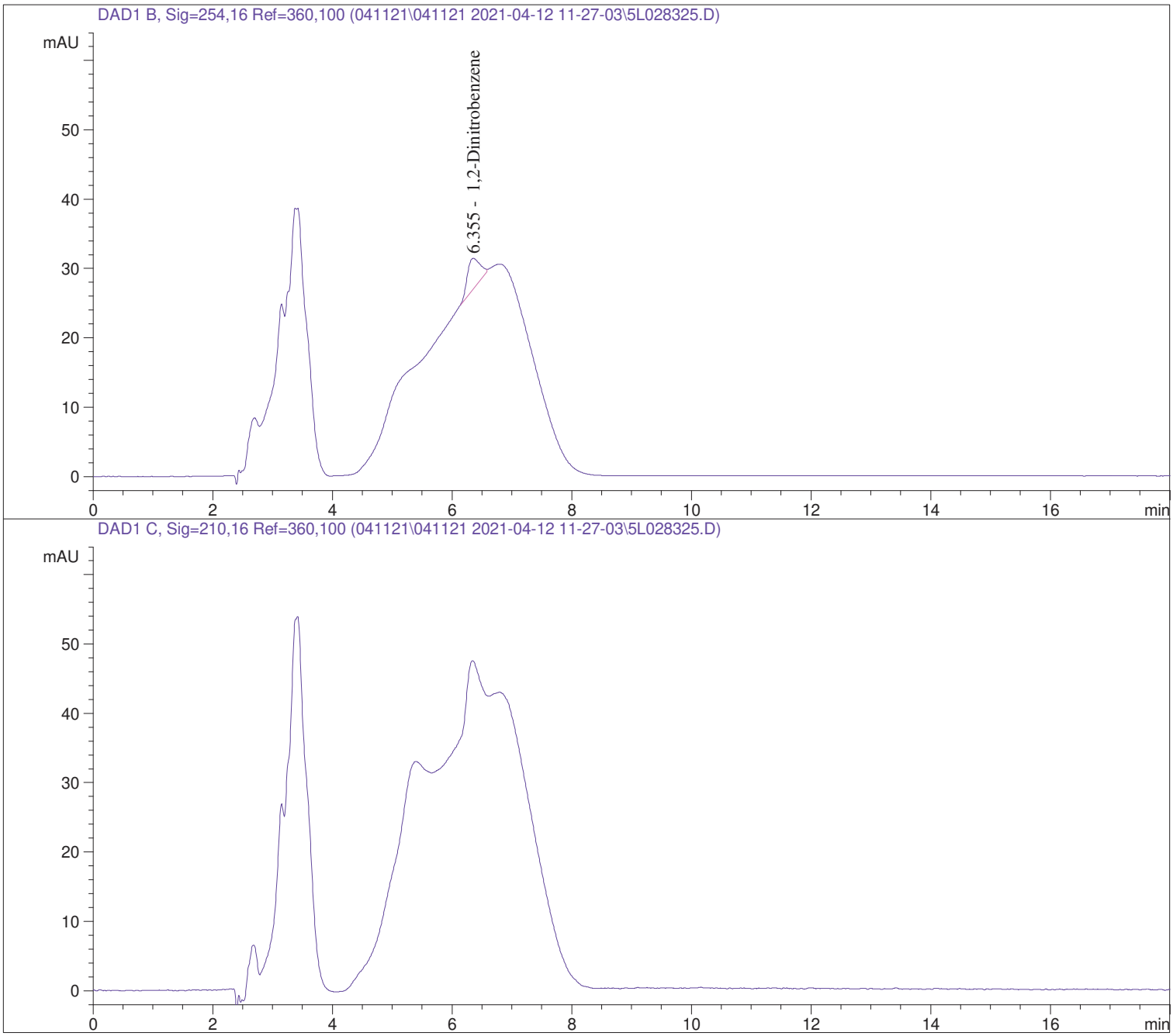

Data File C:\CHEM32\1\DATA\041121\041121 2021-04-12 11-27-03\5L028325.D
Sample Name: M1C0730-35

==========

Acq. Operator : ECL Seq. Line : 50
Acq. Instrument : HPLC5 Location : Vial 56
Injection Date : 4/12/2021 11:31:14 AM Inj : 1
Inj Volume : 100 µl
Acq. Method : C:\Chem32\1\DATA\041121\041121 2021-04-12 11-27-03\8330PLUS-PETN.M
Last changed : 4/5/2021 11:57:50 PM by JWR
Analysis Method : C:\CHEM32\1\METHODS\8330PLUS-PETNDA.M
Last changed : 4/12/2021 12:10:05 PM by ECL
Method Info : OVD-SOP#HPLC02: 8330PLUS-PETN Calibration 03/31/2021

Sample Info : 1

==========

==========

External Standard Report

==========

Sorted By : Signal
Calib. Data Modified : 4/12/2021 8:36:52 AM
Multiplier : 1.0000
Dilution : 1.0000
Use Multiplier & Dilution Factor with ISTDs

Signal 1: DAD1 B, Sig=254,16 Ref=360,100

RetTime [min]	Type	Area [mAU*s]	Amt/Area	Amount [ug/L]	Grp	Name
3.753		-	-	-		HMX
4.994		-	-	-		RDX
6.093		-	-	-		1,3,5-Trinitrobenzene
6.355	BV	62.91869	3.56249	224.14736		1,2-Dinitrobenzene
7.259		-	-	-		1,3-Dinitrobenzene
7.516		-	-	-		Tetryl
7.963		-	-	-		Nitrobenzene
8.608		-	-	-		2,4,6-Trinitrotoluene
9.192		-	-	-		4-Amino-2,6-Dinitrotoluene
9.633		-	-	-		2-Amino-4,6-Dinitrotoluene
9.933		-	-	-		2,6-Dinitrotoluene
10.216		-	-	-		2,4-Dinitrotoluene
11.545		-	-	-		2-Nitrotoluene
12.103		-	-	-		4-Nitrotoluene
12.992		-	-	-		3-Nitrotoluene

Totals : 224.14736

Data File C:\CHEM32\1\DATA\041121\041121 2021-04-12 11-27-03\5L028325.D
Sample Name: M1C0730-35

==========

Acq. Operator : ECL Seq. Line : 50
Acq. Instrument : HPLC5 Location : Vial 56
Injection Date : 4/12/2021 11:31:14 AM Inj : 1
Inj Volume : 100 µl
Acq. Method : C:\Chem32\1\DATA\041121\041121 2021-04-12 11-27-03\8330PLUS-PETN.M
Last changed : 4/5/2021 11:57:50 PM by JWR
Analysis Method : C:\CHEM32\1\METHODS\8330PLUS-PETNDA.M
Last changed : 4/12/2021 12:10:05 PM by ECL
Method Info : OVD-SOP#HPLC02: 8330PLUS-PETN Calibration 03/31/2021

Sample Info : 1

==========

Signal 2: DAD1 C, Sig=210,16 Ref=360,100

RetTime [min]	Type	Area [mAU*s]	Amt/Area	Amount [ug/L]	Grp	Name
13.744		-	-	-		PETN

Totals : 0.00000

1 Warnings or Errors :

Warning : Calibrated compound(s) not found

==========

*** End of Report ***

Data File C:\CHEM32\1\DATA\040921\040921 2021-04-09 12-30-09\5L028186.D
Sample Name: M1C0730-36

==========

Acq. Operator : ECL
Seq. Line : 5
Acq. Instrument : HPLC5
Location : Vial 3
Injection Date : 4/9/2021 2:16:11 PM
Inj : 1
Inj Volume : 100 µl
Acq. Method : C:\Chem32\1\DATA\040921\040921 2021-04-09 12-30-09\8330PLUS-PETN.M
Last changed : 4/5/2021 11:57:50 PM by JWR
Analysis Method : C:\CHEM32\1\METHODS\8330PLUS-PETNDA.M
Last changed : 4/10/2021 11:03:48 AM by ECL
Method Info : OVD-SOP#HPLC02: 8330PLUS-PETN Calibration 03/31/2021

Sample Info : 1

==========

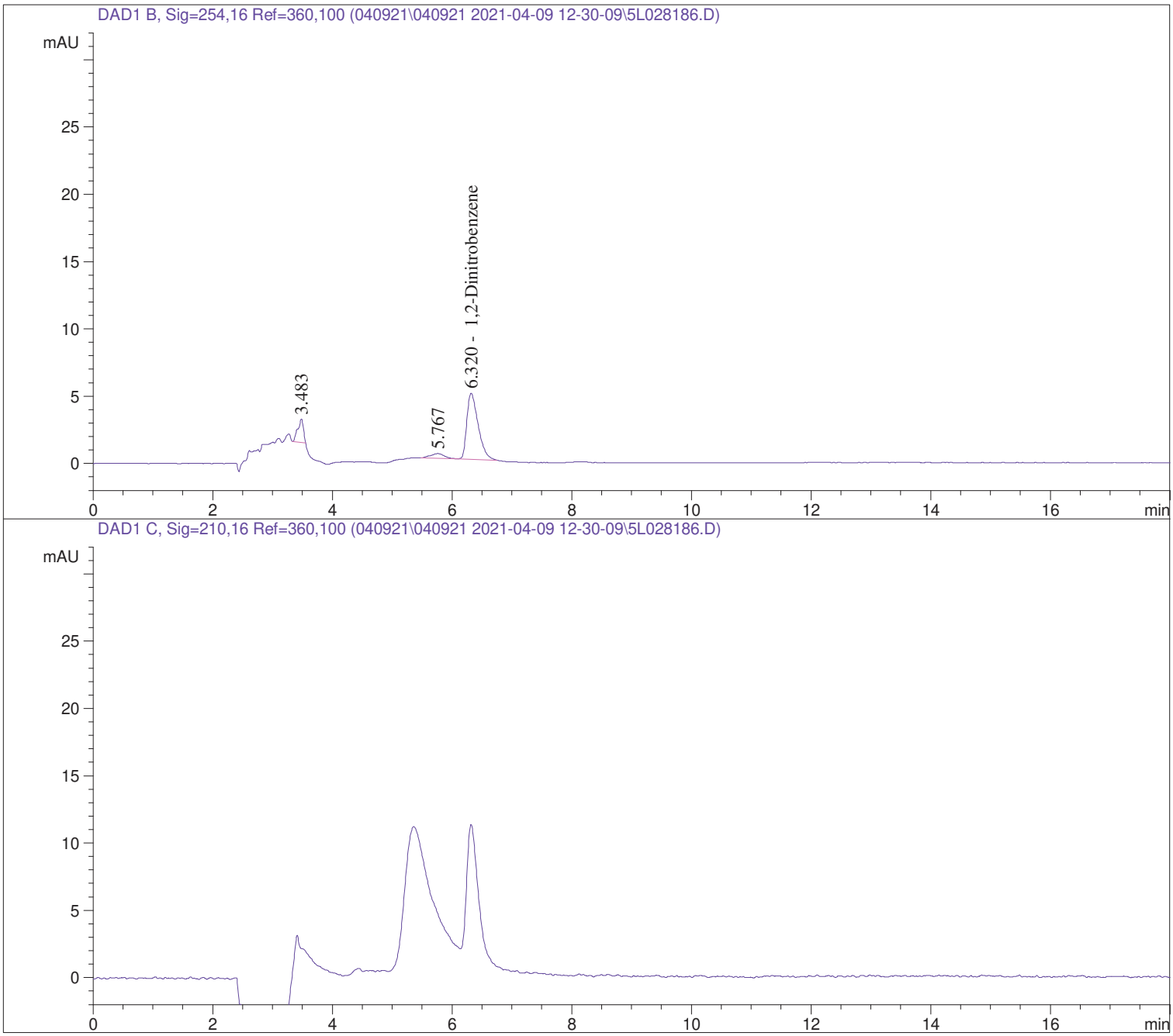

Data File C:\CHEM32\1\DATA\040921\040921 2021-04-09 12-30-09\5L028186.D
Sample Name: M1C0730-36

==========

Acq. Operator : ECL Seq. Line : 5
Acq. Instrument : HPLC5 Location : Vial 3
Injection Date : 4/9/2021 2:16:11 PM Inj : 1
Inj Volume : 100 µl
Acq. Method : C:\Chem32\1\DATA\040921\040921 2021-04-09 12-30-09\8330PLUS-PETN.M
Last changed : 4/5/2021 11:57:50 PM by JWR
Analysis Method : C:\CHEM32\1\METHODS\8330PLUS-PETNDA.M
Last changed : 4/10/2021 11:03:48 AM by ECL
Method Info : OVD-SOP#HPLC02: 8330PLUS-PETN Calibration 03/31/2021

Sample Info : 1

==========

==========

External Standard Report

==========

Sorted By : Signal
Calib. Data Modified : 4/6/2021 11:29:02 AM
Multiplier : 1.0000
Dilution : 1.0000
Use Multiplier & Dilution Factor with ISTDs

Signal 1: DAD1 B, Sig=254,16 Ref=360,100

RetTime [min]	Type	Area [mAU*s]	Amt/Area	Amount [ug/L]	Grp	Name
3.753		-	-	-		HMX
4.994		-	-	-		RDX
6.093		-	-	-		1,3,5-Trinitrobenzene
6.320	VBA	64.92257	3.56224	231.26946		1,2-Dinitrobenzene
7.259		-	-	-		1,3-Dinitrobenzene
7.516		-	-	-		Tetryl
7.963		-	-	-		Nitrobenzene
8.608		-	-	-		2,4,6-Trinitrotoluene
9.192		-	-	-		4-Amino-2,6-Dinitrotoluene
9.633		-	-	-		2-Amino-4,6-Dinitrotoluene
9.933		-	-	-		2,6-Dinitrotoluene
10.216		-	-	-		2,4-Dinitrotoluene
11.545		-	-	-		2-Nitrotoluene
12.103		-	-	-		4-Nitrotoluene
12.992		-	-	-		3-Nitrotoluene

Totals : 231.26946

Data File C:\CHEM32\1\DATA\040921\040921 2021-04-09 12-30-09\5L028186.D
Sample Name: M1C0730-36

==========

Acq. Operator : ECL Seq. Line : 5
Acq. Instrument : HPLC5 Location : Vial 3
Injection Date : 4/9/2021 2:16:11 PM Inj : 1
Inj Volume : 100 µl
Acq. Method : C:\Chem32\1\DATA\040921\040921 2021-04-09 12-30-09\8330PLUS-PETN.M
Last changed : 4/5/2021 11:57:50 PM by JWR
Analysis Method : C:\CHEM32\1\METHODS\8330PLUS-PETNDA.M
Last changed : 4/10/2021 11:03:48 AM by ECL
Method Info : OVD-SOP#HPLC02: 8330PLUS-PETN Calibration 03/31/2021

Sample Info : 1

==========

Signal 2: DAD1 C, Sig=210,16 Ref=360,100

RetTime [min]	Type	Area [mAU*s]	Amt/Area	Amount [ug/L]	Grp	Name
13.744		-	-	-		PETN

Totals : 0.00000

1 Warnings or Errors :

Warning : Calibrated compound(s) not found

==========

*** End of Report ***

Data File C:\CHEM32\1\DATA\040921\040921 2021-04-09 12-30-09\5L028187.D
Sample Name: M1C0730-37

==========

Acq. Operator : ECL
Seq. Line : 6
Acq. Instrument : HPLC5
Location : Vial 4
Injection Date : 4/9/2021 2:44:20 PM
Inj : 1
Inj Volume : 100 µl
Acq. Method : C:\Chem32\1\DATA\040921\040921 2021-04-09 12-30-09\8330PLUS-PETN.M
Last changed : 4/5/2021 11:57:50 PM by JWR
Analysis Method : C:\CHEM32\1\METHODS\8330PLUS-PETNDA.M
Last changed : 4/10/2021 11:03:48 AM by ECL
Method Info : OVD-SOP#HPLC02: 8330PLUS-PETN Calibration 03/31/2021

Sample Info : 1

==========

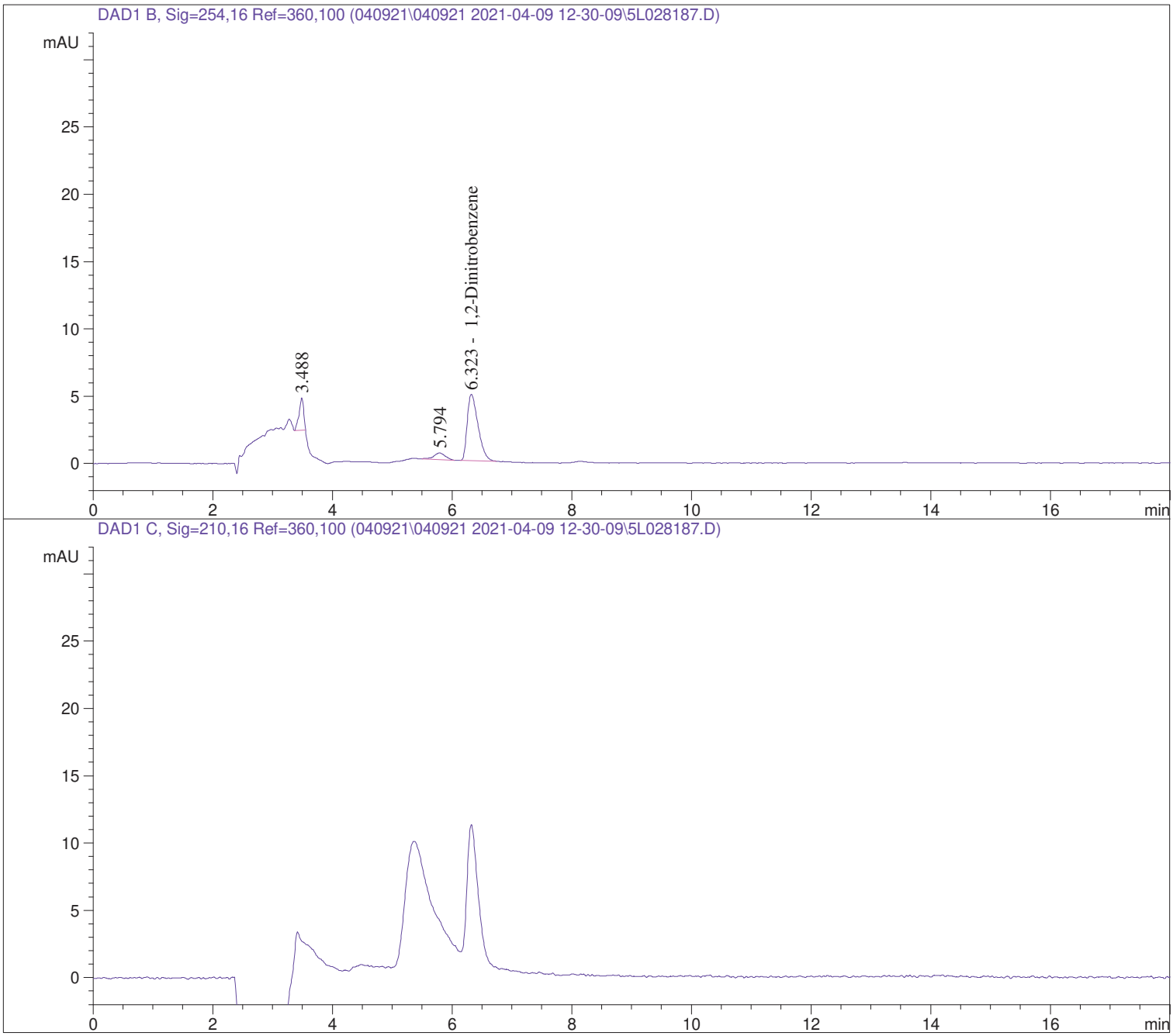

Data File C:\CHEM32\1\DATA\040921\040921 2021-04-09 12-30-09\5L028187.D
Sample Name: M1C0730-37

==========

Acq. Operator : ECL Seq. Line : 6
Acq. Instrument : HPLC5 Location : Vial 4
Injection Date : 4/9/2021 2:44:20 PM Inj : 1
Inj Volume : 100 µl
Acq. Method : C:\Chem32\1\DATA\040921\040921 2021-04-09 12-30-09\8330PLUS-PETN.M
Last changed : 4/5/2021 11:57:50 PM by JWR
Analysis Method : C:\CHEM32\1\METHODS\8330PLUS-PETNDA.M
Last changed : 4/10/2021 11:03:48 AM by ECL
Method Info : OVD-SOP#HPLC02: 8330PLUS-PETN Calibration 03/31/2021

Sample Info : 1

==========

==========

External Standard Report

==========

Sorted By : Signal
Calib. Data Modified : 4/6/2021 11:29:02 AM
Multiplier : 1.0000
Dilution : 1.0000
Use Multiplier & Dilution Factor with ISTDs

Signal 1: DAD1 B, Sig=254,16 Ref=360,100

RetTime [min]	Type	Area [mAU*s]	Amt/Area	Amount [ug/L]	Grp	Name
3.753		-	-	-		HMX
4.994		-	-	-		RDX
6.093		-	-	-		1,3,5-Trinitrobenzene
6.323	VBA	61.89215	3.56263	220.49887		1,2-Dinitrobenzene
7.259		-	-	-		1,3-Dinitrobenzene
7.516		-	-	-		Tetryl
7.963		-	-	-		Nitrobenzene
8.608		-	-	-		2,4,6-Trinitrotoluene
9.192		-	-	-		4-Amino-2,6-Dinitrotoluene
9.633		-	-	-		2-Amino-4,6-Dinitrotoluene
9.933		-	-	-		2,6-Dinitrotoluene
10.216		-	-	-		2,4-Dinitrotoluene
11.545		-	-	-		2-Nitrotoluene
12.103		-	-	-		4-Nitrotoluene
12.992		-	-	-		3-Nitrotoluene

Totals : 220.49887

Data File C:\CHEM32\1\DATA\040921\040921 2021-04-09 12-30-09\5L028187.D
Sample Name: M1C0730-37

==========

Acq. Operator : ECL Seq. Line : 6
Acq. Instrument : HPLC5 Location : Vial 4
Injection Date : 4/9/2021 2:44:20 PM Inj : 1
Inj Volume : 100 µl
Acq. Method : C:\Chem32\1\DATA\040921\040921 2021-04-09 12-30-09\8330PLUS-PETN.M
Last changed : 4/5/2021 11:57:50 PM by JWR
Analysis Method : C:\CHEM32\1\METHODS\8330PLUS-PETNDA.M
Last changed : 4/10/2021 11:03:48 AM by ECL
Method Info : OVD-SOP#HPLC02: 8330PLUS-PETN Calibration 03/31/2021

Sample Info : 1

==========

Signal 2: DAD1 C, Sig=210,16 Ref=360,100

RetTime [min]	Type	Area [mAU*s]	Amt/Area	Amount [ug/L]	Grp	Name
13.744		-	-	-		PETN

Totals : 0.00000

1 Warnings or Errors :

Warning : Calibrated compound(s) not found

==========

*** End of Report ***

Data File C:\CHEM32\1\DATA\040921\040921 2021-04-09 12-30-09\5L028188.D
Sample Name: M1C0730-38

==========

Acq. Operator : ECL
Seq. Line : 7
Acq. Instrument : HPLC5
Location : Vial 5
Injection Date : 4/9/2021 3:12:34 PM
Inj : 1
Inj Volume : 100 µl
Acq. Method : C:\Chem32\1\DATA\040921\040921 2021-04-09 12-30-09\8330PLUS-PETN.M
Last changed : 4/5/2021 11:57:50 PM by JWR
Analysis Method : C:\CHEM32\1\METHODS\8330PLUS-PETNDA.M
Last changed : 4/10/2021 11:06:30 AM by ECL
Method Info : OVD-SOP#HPLC02: 8330PLUS-PETN Calibration 03/31/2021

Sample Info : 1

==========

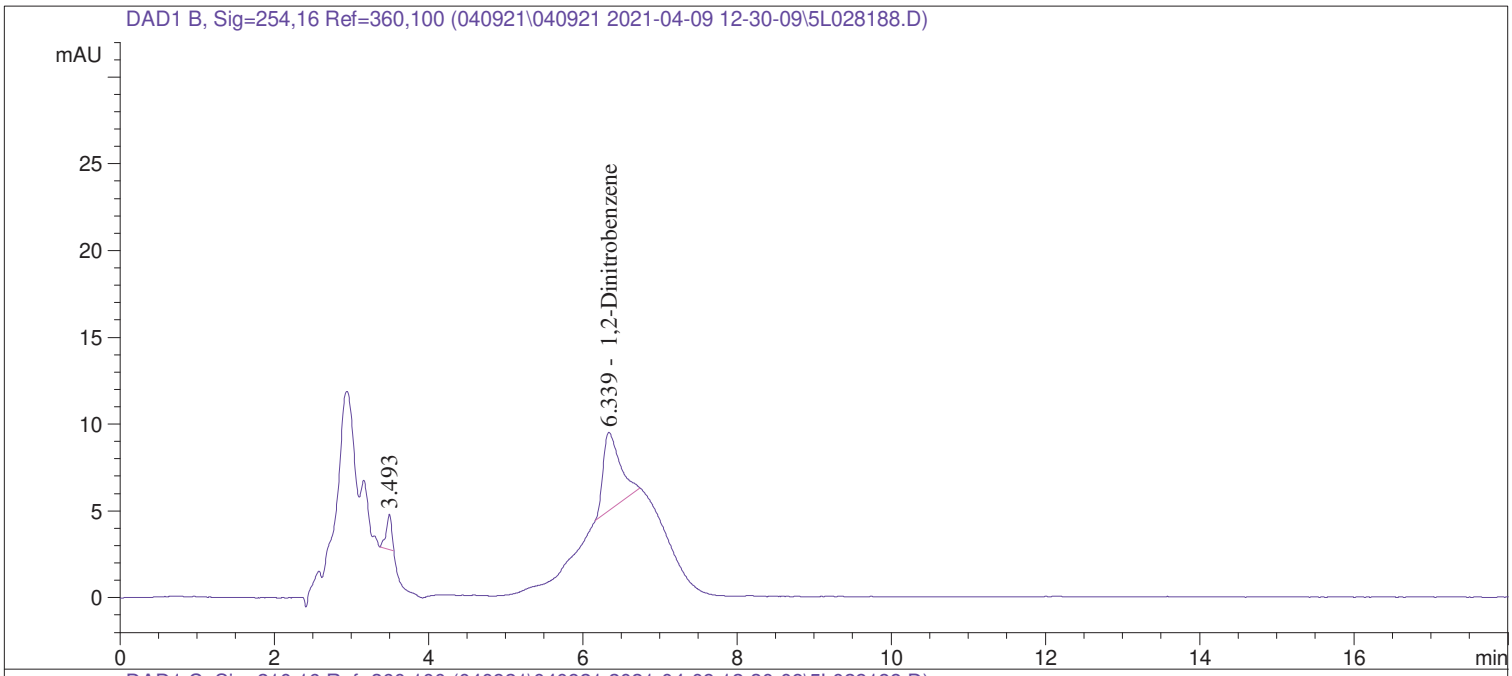

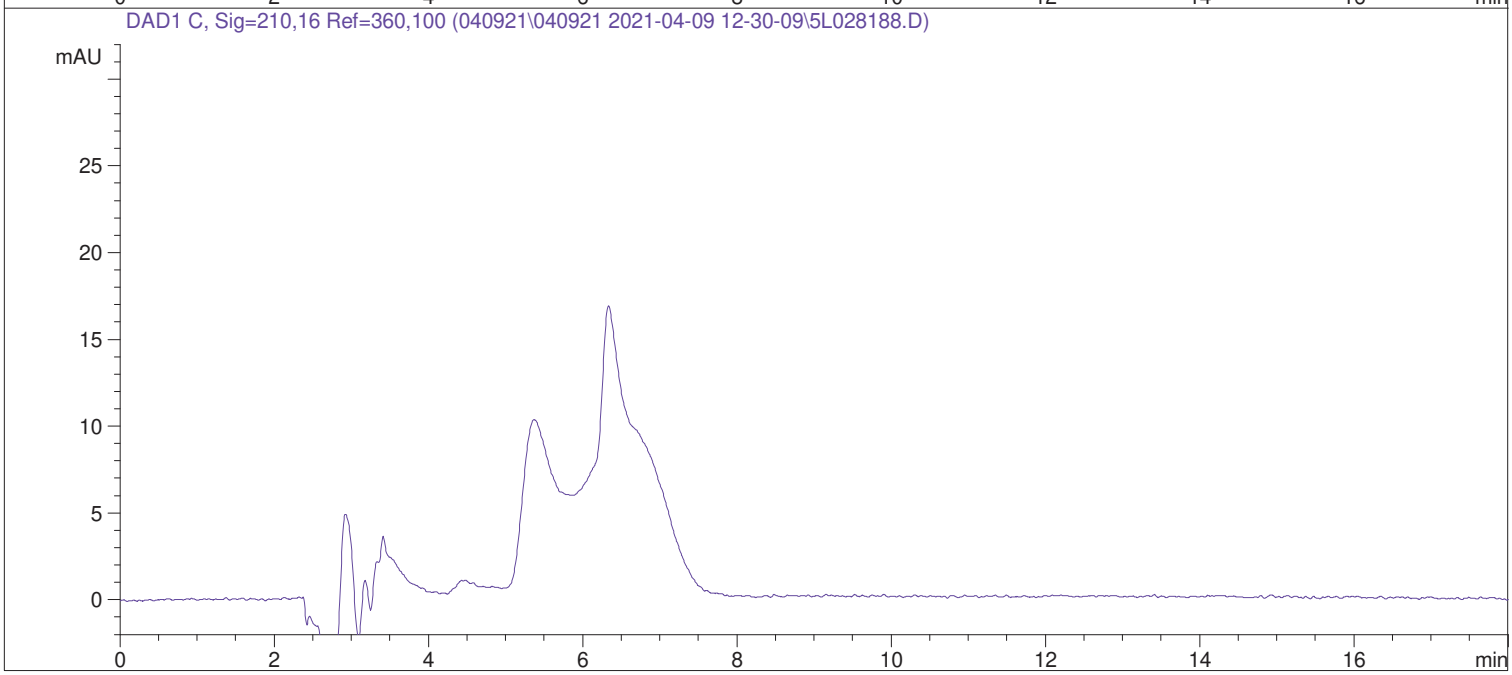

Data File C:\CHEM32\1\DATA\040921\040921 2021-04-09 12-30-09\5L028188.D
Sample Name: M1C0730-38

==========

Acq. Operator : ECL Seq. Line : 7
Acq. Instrument : HPLC5 Location : Vial 5
Injection Date : 4/9/2021 3:12:34 PM Inj : 1
Inj Volume : 100 µl
Acq. Method : C:\Chem32\1\DATA\040921\040921 2021-04-09 12-30-09\8330PLUS-PETN.M
Last changed : 4/5/2021 11:57:50 PM by JWR
Analysis Method : C:\CHEM32\1\METHODS\8330PLUS-PETNDA.M
Last changed : 4/10/2021 11:06:30 AM by ECL
Method Info : OVD-SOP#HPLC02: 8330PLUS-PETN Calibration 03/31/2021

Sample Info : 1

==========

==========

External Standard Report

==========

Sorted By : Signal
Calib. Data Modified : 4/6/2021 11:29:02 AM
Multiplier : 1.0000
Dilution : 1.0000
Use Multiplier & Dilution Factor with ISTDs

Signal 1: DAD1 B, Sig=254,16 Ref=360,100

RetTime [min]	Type	Area [mAU*s]	Amt/Area	Amount [ug/L]	Grp	Name
3.753		-	-	-		HMX
4.994		-	-	-		RDX
6.093		-	-	-		1,3,5-Trinitrobenzene
6.339	BBA	67.72213	3.56190	241.21953		1,2-Dinitrobenzene
7.259		-	-	-		1,3-Dinitrobenzene
7.516		-	-	-		Tetryl
7.963		-	-	-		Nitrobenzene
8.608		-	-	-		2,4,6-Trinitrotoluene
9.192		-	-	-		4-Amino-2,6-Dinitrotoluene
9.633		-	-	-		2-Amino-4,6-Dinitrotoluene
9.933		-	-	-		2,6-Dinitrotoluene
10.216		-	-	-		2,4-Dinitrotoluene
11.545		-	-	-		2-Nitrotoluene
12.103		-	-	-		4-Nitrotoluene
12.992		-	-	-		3-Nitrotoluene

Totals : 241.21953

Data File C:\CHEM32\1\DATA\040921\040921 2021-04-09 12-30-09\5L028188.D
Sample Name: M1C0730-38

==========

Acq. Operator : ECL
Seq. Line : 7
Acq. Instrument : HPLC5
Location : Vial 5
Injection Date : 4/9/2021 3:12:34 PM
Inj : 1
Inj Volume : 100 µl
Acq. Method : C:\Chem32\1\DATA\040921\040921 2021-04-09 12-30-09\8330PLUS-PETN.M
Last changed : 4/5/2021 11:57:50 PM by JWR
Analysis Method : C:\CHEM32\1\METHODS\8330PLUS-PETNDA.M
Last changed : 4/10/2021 11:06:30 AM by ECL
Method Info : OVD-SOP#HPLC02: 8330PLUS-PETN Calibration 03/31/2021

Sample Info : 1

==========

Signal 2: DAD1 C, Sig=210,16 Ref=360,100

RetTime [min]	Type	Area [mAU*s]	Amt/Area	Amount [ug/L]	Grp	Name
13.744		-	-	-		PETN

Totals : 0.00000

1 Warnings or Errors :

Warning : Calibrated compound(s) not found

==========

*** End of Report ***

Data File C:\CHEM32\1\DATA\040921\040921 2021-04-09 12-30-09\5L028189.D
Sample Name: M1C0730-39

==========

Acq. Operator : ECL
Seq. Line : 8
Acq. Instrument : HPLC5
Location : Vial 6
Injection Date : 4/9/2021 3:40:43 PM
Inj : 1
Inj Volume : 100 µl
Acq. Method : C:\Chem32\1\DATA\040921\040921 2021-04-09 12-30-09\8330PLUS-PETN.M
Last changed : 4/5/2021 11:57:50 PM by JWR
Analysis Method : C:\CHEM32\1\METHODS\8330PLUS-PETNDA.M
Last changed : 4/10/2021 11:08:44 AM by ECL
Method Info : OVD-SOP#HPLC02: 8330PLUS-PETN Calibration 03/31/2021

Sample Info : 1

==========

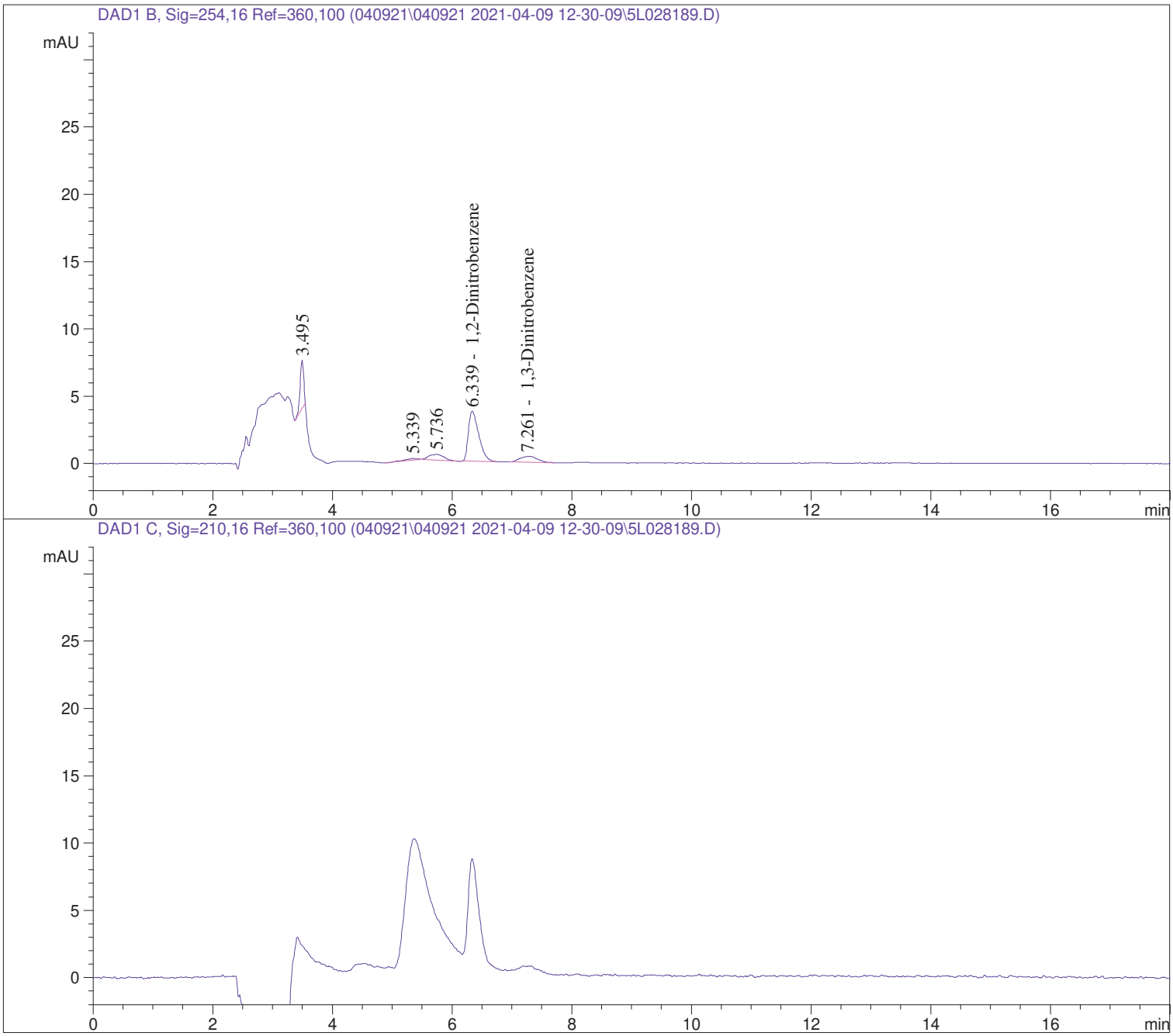

Data File C:\CHEM32\1\DATA\040921\040921 2021-04-09 12-30-09\5L028189.D
Sample Name: M1C0730-39

==========

Acq. Operator : ECL Seq. Line : 8
Acq. Instrument : HPLC5 Location : Vial 6
Injection Date : 4/9/2021 3:40:43 PM Inj : 1
Inj Volume : 100 µl
Acq. Method : C:\Chem32\1\DATA\040921\040921 2021-04-09 12-30-09\8330PLUS-PETN.M
Last changed : 4/5/2021 11:57:50 PM by JWR
Analysis Method : C:\CHEM32\1\METHODS\8330PLUS-PETNDA.M
Last changed : 4/10/2021 11:08:44 AM by ECL
Method Info : OVD-SOP#HPLC02: 8330PLUS-PETN Calibration 03/31/2021

Sample Info : 1

==========

==========

External Standard Report

==========

Sorted By : Signal
Calib. Data Modified : 4/6/2021 11:29:02 AM
Multiplier : 1.0000
Dilution : 1.0000
Use Multiplier & Dilution Factor with ISTDs

Signal 1: DAD1 B, Sig=254,16 Ref=360,100

RetTime [min]	Type	Area [mAU*s]	Amt/Area	Amount [ug/L]	Grp	Name
3.753		-	-	-		HMX
4.994		-	-	-		RDX
6.093		-	-	-		1,3,5-Trinitrobenzene
6.339	BBA	44.76995	3.56587	159.64396		1,2-Dinitrobenzene
7.261	BV	8.95652	1.79453	16.07272		1,3-Dinitrobenzene
7.516		-	-	-		Tetryl
7.963		-	-	-		Nitrobenzene
8.608		-	-	-		2,4,6-Trinitrotoluene
9.192		-	-	-		4-Amino-2,6-Dinitrotoluene
9.633		-	-	-		2-Amino-4,6-Dinitrotoluene
9.933		-	-	-		2,6-Dinitrotoluene
10.216		-	-	-		2,4-Dinitrotoluene
11.545		-	-	-		2-Nitrotoluene
12.103		-	-	-		4-Nitrotoluene
12.992		-	-	-		3-Nitrotoluene

Totals : 175.71668

Data File C:\CHEM32\1\DATA\040921\040921 2021-04-09 12-30-09\5L028189.D
Sample Name: M1C0730-39

==========

Acq. Operator : ECL Seq. Line : 8
Acq. Instrument : HPLC5 Location : Vial 6
Injection Date : 4/9/2021 3:40:43 PM Inj : 1
Inj Volume : 100 µl
Acq. Method : C:\Chem32\1\DATA\040921\040921 2021-04-09 12-30-09\8330PLUS-PETN.M
Last changed : 4/5/2021 11:57:50 PM by JWR
Analysis Method : C:\CHEM32\1\METHODS\8330PLUS-PETNDA.M
Last changed : 4/10/2021 11:08:44 AM by ECL
Method Info : OVD-SOP#HPLC02: 8330PLUS-PETN Calibration 03/31/2021

Sample Info : 1

==========

Signal 2: DAD1 C, Sig=210,16 Ref=360,100

RetTime [min]	Type	Area [mAU*s]	Amt/Area	Amount [ug/L]	Grp	Name
13.744		-	-	-		PETN

Totals : 0.00000

1 Warnings or Errors :

Warning : Calibrated compound(s) not found

==========

*** End of Report ***

Data File C:\CHEM32\1\DATA\040921\040921 2021-04-09 12-30-09\5L028200.D
Sample Name: M1C0730-40

==========

Acq. Operator : ECL
Seq. Line : 19
Acq. Instrument : HPLC5
Location : Vial 11
Injection Date : 4/9/2021 7:08:24 PM
Inj : 1
Inj Volume : 100 µl
Acq. Method : C:\Chem32\1\DATA\040921\040921 2021-04-09 12-30-09\8330PLUS-PETN.M
Last changed : 4/5/2021 11:57:50 PM by JWR
Analysis Method : C:\CHEM32\1\METHODS\8330PLUS-PETNDA.M
Last changed : 4/10/2021 11:15:54 AM by ECL
Method Info : OVD-SOP#HPLC02: 8330PLUS-PETN Calibration 03/31/2021

Sample Info : 1

==========

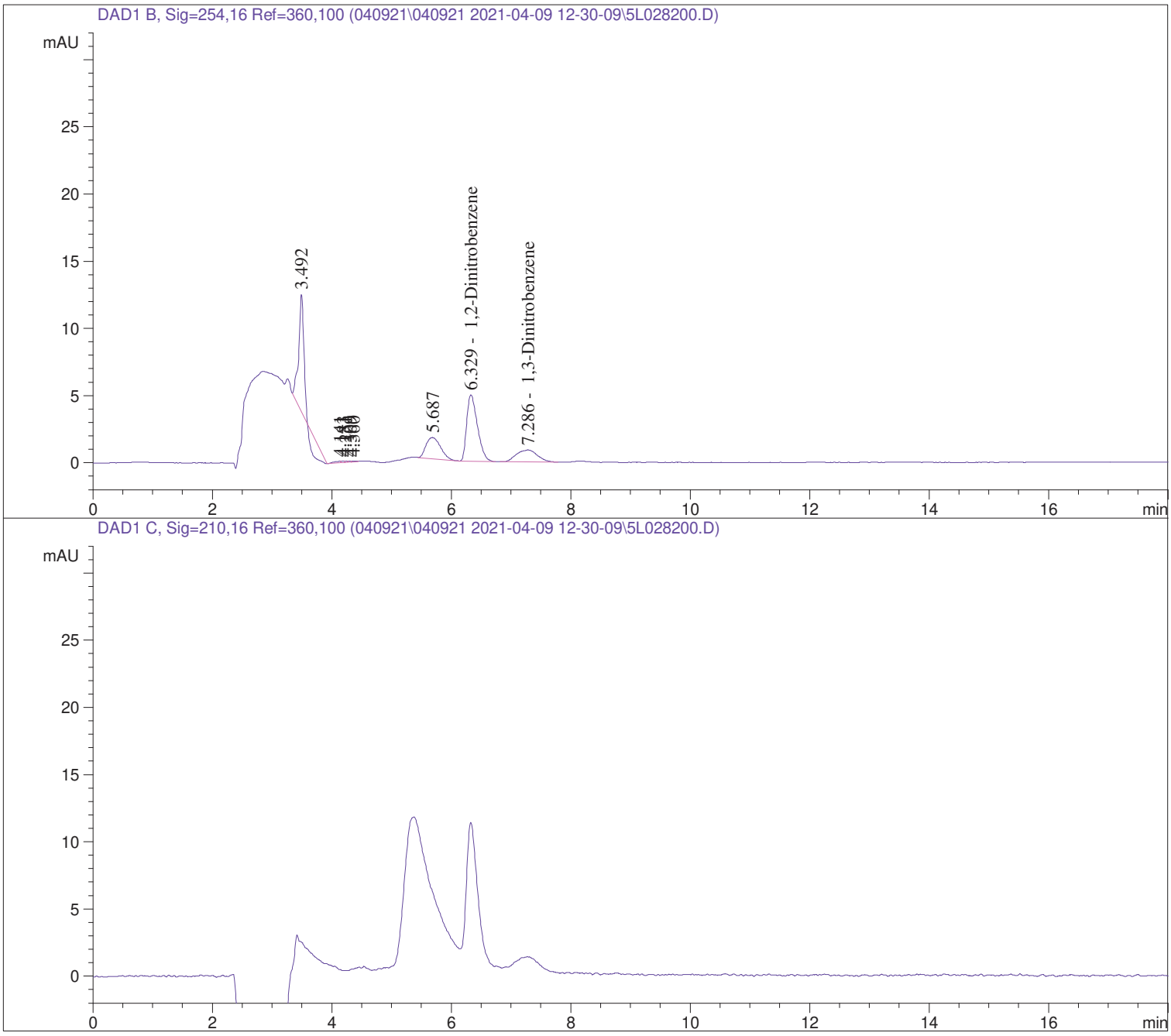

Data File C:\CHEM32\1\DATA\040921\040921 2021-04-09 12-30-09\5L028200.D
Sample Name: M1C0730-40

==========

Acq. Operator : ECL Seq. Line : 19
Acq. Instrument : HPLC5 Location : Vial 11
Injection Date : 4/9/2021 7:08:24 PM Inj : 1
Inj Volume : 100 µl
Acq. Method : C:\Chem32\1\DATA\040921\040921 2021-04-09 12-30-09\8330PLUS-PETN.M
Last changed : 4/5/2021 11:57:50 PM by JWR
Analysis Method : C:\CHEM32\1\METHODS\8330PLUS-PETNDA.M
Last changed : 4/10/2021 11:15:54 AM by ECL
Method Info : OVD-SOP#HPLC02: 8330PLUS-PETN Calibration 03/31/2021

Sample Info : 1

==========

==========

External Standard Report

==========

Sorted By : Signal
Calib. Data Modified : 4/6/2021 11:29:02 AM
Multiplier : 1.0000
Dilution : 1.0000
Use Multiplier & Dilution Factor with ISTDs

Signal 1: DAD1 B, Sig=254,16 Ref=360,100

RetTime [min]	Type	Area [mAU*s]	Amt/Area	Amount [ug/L]	Grp	Name
3.753		-	-	-		HMX
4.994		-	-	-		RDX
6.093		-	-	-		1,3,5-Trinitrobenzene
6.329	VBA	61.89346	3.56263	220.50355		1,2-Dinitrobenzene
7.286	BV	21.93769	1.80645	39.62940		1,3-Dinitrobenzene
7.516		-	-	-		Tetryl
7.963		-	-	-		Nitrobenzene
8.608		-	-	-		2,4,6-Trinitrotoluene
9.192		-	-	-		4-Amino-2,6-Dinitrotoluene
9.633		-	-	-		2-Amino-4,6-Dinitrotoluene
9.933		-	-	-		2,6-Dinitrotoluene
10.216		-	-	-		2,4-Dinitrotoluene
11.545		-	-	-		2-Nitrotoluene
12.103		-	-	-		4-Nitrotoluene
12.992		-	-	-		3-Nitrotoluene

Totals : 260.13294

Data File C:\CHEM32\1\DATA\040921\040921 2021-04-09 12-30-09\5L028200.D
Sample Name: M1C0730-40

==========

Acq. Operator : ECL Seq. Line : 19
Acq. Instrument : HPLC5 Location : Vial 11
Injection Date : 4/9/2021 7:08:24 PM Inj : 1
Inj Volume : 100 µl
Acq. Method : C:\Chem32\1\DATA\040921\040921 2021-04-09 12-30-09\8330PLUS-PETN.M
Last changed : 4/5/2021 11:57:50 PM by JWR
Analysis Method : C:\CHEM32\1\METHODS\8330PLUS-PETNDA.M
Last changed : 4/10/2021 11:15:54 AM by ECL
Method Info : OVD-SOP#HPLC02: 8330PLUS-PETN Calibration 03/31/2021

Sample Info : 1

==========

Signal 2: DAD1 C, Sig=210,16 Ref=360,100

RetTime [min]	Type	Area [mAU*s]	Amt/Area	Amount [ug/L]	Grp	Name
13.744		-	-	-		PETN

Totals : 0.00000

1 Warnings or Errors :

Warning : Calibrated compound(s) not found

==========

*** End of Report ***

Data File C:\CHEM32\1\DATA\041221\041221 2021-04-12 16-17-55\6L0008586.D
Sample Name: M1C0730-40RE1

==========

Acq. Operator : JWR
Seq. Line : 6
Acq. Instrument : HPLC6
Location : 6
Injection Date : 4/12/2021 9:35:00 PM
Inj : 1
Inj Volume : 100.000 µl
Acq. Method : C:\Chem32\1\Data\041221\041221 2021-04-12 16-17-55\8330.M
Last changed : 4/12/2021 4:17:55 PM by ECL
Analysis Method : C:\CHEM32\1\METHODS\8330DATA.M
Last changed : 4/13/2021 4:13:57 PM by JWR
Method Info : OVD-SOP#HPLC02 : 8330 Calibration 03/31/2021

Sample Info : 1

==========

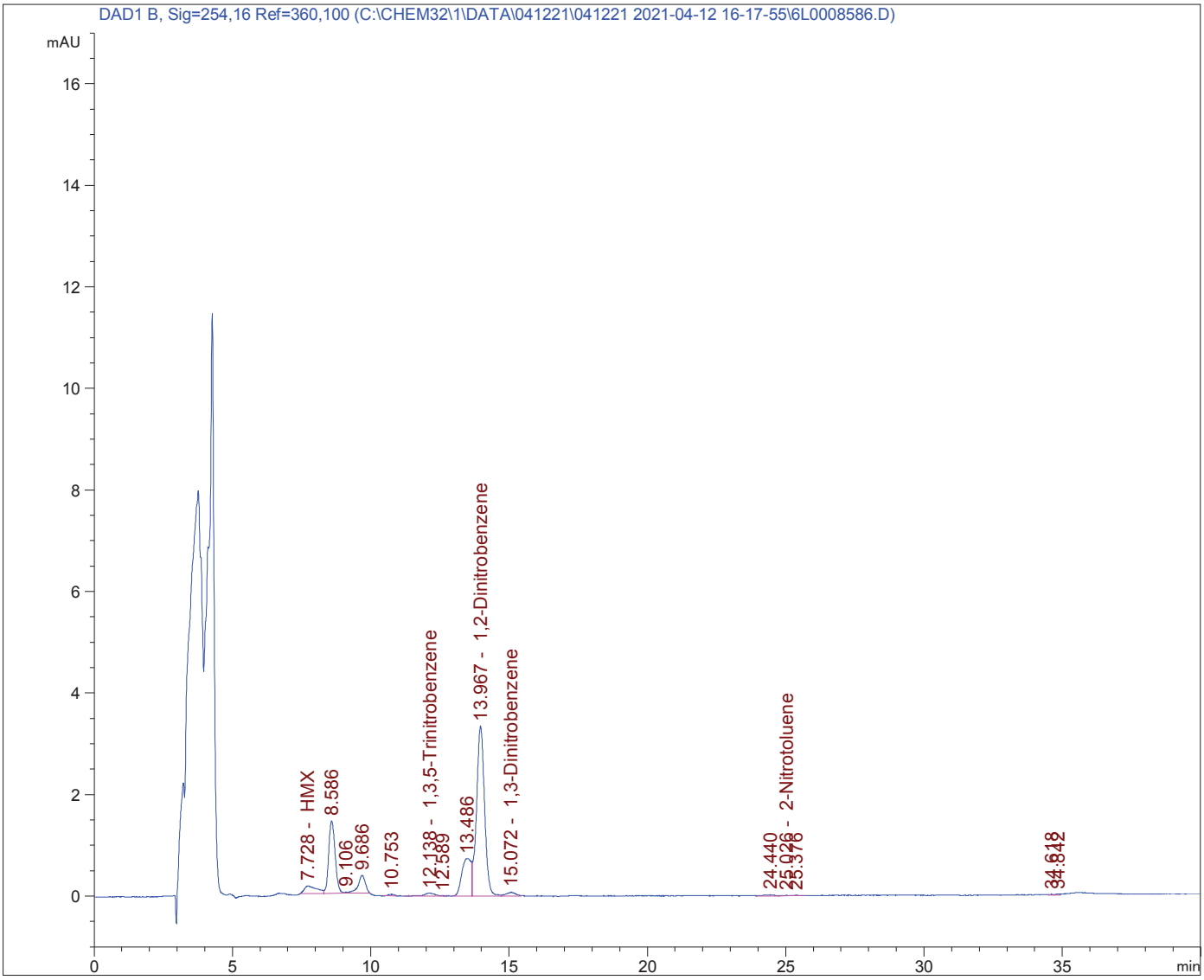

Data File C:\CHEM32\1\DATA\041221\041221 2021-04-12 16-17-55\6L0008586.D
Sample Name: M1C0730-40RE1

==========

Acq. Operator : JWR Seq. Line : 6
Acq. Instrument : HPLC6 Location : 6
Injection Date : 4/12/2021 9:35:00 PM Inj : 1
Inj Volume : 100.000 µl
Acq. Method : C:\Chem32\1\Data\041221\041221 2021-04-12 16-17-55\8330.M
Last changed : 4/12/2021 4:17:55 PM by ECL
Analysis Method : C:\CHEM32\1\METHODS\8330DATA.M
Last changed : 4/13/2021 4:13:57 PM by JWR
Method Info : OVD-SOP#HPLC02 : 8330 Calibration 03/31/2021

Sample Info : 1

==========

==========

External Standard Report

==========

Sorted By : Signal
Calib. Data Modified : 4/12/2021 5:27:03 PM
Multiplier : 1.0000
Dilution : 1.0000
Do not use Multiplier & Dilution Factor with ISTDs

Signal 1: DAD1 B, Sig=254,16 Ref=360,100

RetTime [min]	Type	Area [mAU*s]	Amt/Area	Amount [ug/L]	Grp	Name
7.728	BV	4.76211	4.54656	21.65125		HMX
11.768		-	-	-		RDX
12.138	BV	1.80995	2.55457	4.62365		1,3,5-Trinitrobenzene
13.967	VB	68.05173	3.78870	257.82751		1,2-Dinitrobenzene
15.072	BV	1.76090	1.96945	3.46802		1,3-Dinitrobenzene
15.946		-	-	-		Nitrobenzene
19.357		-	-	-		2,4,6-Trinitrotoluene
19.936		-	-	-		Tetryl
22.117		-	-	-		2,6-Dinitrotoluene
23.452		-	-	-		2,4-Dinitrotoluene
25.026	VV	1.70801e-1	12.87294	2.19871		2-Nitrotoluene
27.155		-	-	-		4-Nitrotoluene
29.061		-	-	-		3-Nitrotoluene
29.824		-	-	-		4-Amino-2,6-Dinitrotoluene
32.411		-	-	-		2-Amino-4,6-Dinitrotoluene

Totals : 289.76913

1 Warnings or Errors :

Warning : Calibrated compound(s) not found

==========

*** End of Report ***

Data File C:\CHEM32\1\DATA\040921\040921 2021-04-09 12-30-09\5L028203.D
Sample Name: M1C0730-41

==========

Acq. Operator : ECL
Seq. Line : 22
Acq. Instrument : HPLC5
Location : Vial 14
Injection Date : 4/9/2021 8:32:58 PM
Inj : 1
Inj Volume : 100 µl
Acq. Method : C:\Chem32\1\DATA\040921\040921 2021-04-09 12-30-09\8330PLUS-PETN.M
Last changed : 4/5/2021 11:57:50 PM by JWR
Analysis Method : C:\CHEM32\1\METHODS\8330PLUS-PETNDA.M
Last changed : 4/10/2021 11:15:54 AM by ECL
Method Info : OVD-SOP#HPLC02: 8330PLUS-PETN Calibration 03/31/2021

Sample Info : 1

==========

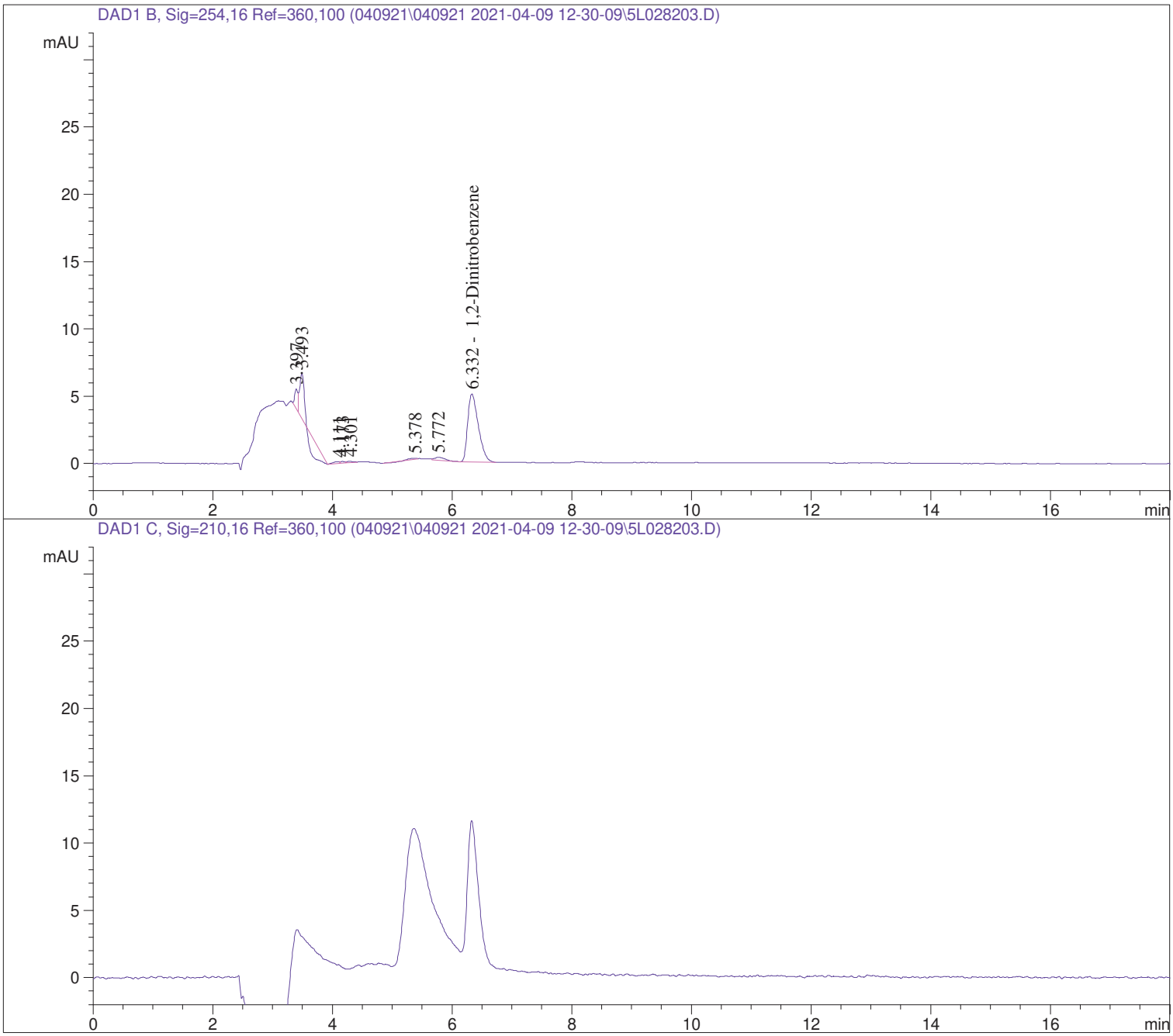

Data File C:\CHEM32\1\DATA\040921\040921 2021-04-09 12-30-09\5L028203.D
Sample Name: M1C0730-41

==========

Acq. Operator : ECL Seq. Line : 22
Acq. Instrument : HPLC5 Location : Vial 14
Injection Date : 4/9/2021 8:32:58 PM Inj : 1
Inj Volume : 100 µl
Acq. Method : C:\Chem32\1\DATA\040921\040921 2021-04-09 12-30-09\8330PLUS-PETN.M
Last changed : 4/5/2021 11:57:50 PM by JWR
Analysis Method : C:\CHEM32\1\METHODS\8330PLUS-PETNDA.M
Last changed : 4/10/2021 11:15:54 AM by ECL
Method Info : OVD-SOP#HPLC02: 8330PLUS-PETN Calibration 03/31/2021

Sample Info : 1

==========

==========

External Standard Report

==========

Sorted By : Signal
Calib. Data Modified : 4/6/2021 11:29:02 AM
Multiplier : 1.0000
Dilution : 1.0000
Use Multiplier & Dilution Factor with ISTDs

Signal 1: DAD1 B, Sig=254,16 Ref=360,100

RetTime [min]	Type	Area [mAU*s]	Amt/Area	Amount [ug/L]	Grp	Name
3.753		-	-	-		HMX
4.994		-	-	-		RDX
6.093		-	-	-		1,3,5-Trinitrobenzene
6.332	VV	62.55598	3.56254	222.85824		1,2-Dinitrobenzene
7.259		-	-	-		1,3-Dinitrobenzene
7.516		-	-	-		Tetryl
7.963		-	-	-		Nitrobenzene
8.608		-	-	-		2,4,6-Trinitrotoluene
9.192		-	-	-		4-Amino-2,6-Dinitrotoluene
9.633		-	-	-		2-Amino-4,6-Dinitrotoluene
9.933		-	-	-		2,6-Dinitrotoluene
10.216		-	-	-		2,4-Dinitrotoluene
11.545		-	-	-		2-Nitrotoluene
12.103		-	-	-		4-Nitrotoluene
12.992		-	-	-		3-Nitrotoluene

Totals : 222.85824

Data File C:\CHEM32\1\DATA\040921\040921 2021-04-09 12-30-09\5L028203.D
Sample Name: M1C0730-41

==========

Acq. Operator : ECL Seq. Line : 22
Acq. Instrument : HPLC5 Location : Vial 14
Injection Date : 4/9/2021 8:32:58 PM Inj : 1
Inj Volume : 100 µl
Acq. Method : C:\Chem32\1\DATA\040921\040921 2021-04-09 12-30-09\8330PLUS-PETN.M
Last changed : 4/5/2021 11:57:50 PM by JWR
Analysis Method : C:\CHEM32\1\METHODS\8330PLUS-PETNDA.M
Last changed : 4/10/2021 11:15:54 AM by ECL
Method Info : OVD-SOP#HPLC02: 8330PLUS-PETN Calibration 03/31/2021

Sample Info : 1

==========

Signal 2: DAD1 C, Sig=210,16 Ref=360,100

RetTime [min]	Type	Area [mAU*s]	Amt/Area	Amount [ug/L]	Grp	Name
13.744		-	-	-		PETN

Totals : 0.00000

1 Warnings or Errors :

Warning : Calibrated compound(s) not found

==========

*** End of Report ***

Data File C:\CHEM32\1\DATA\040921\040921 2021-04-09 12-30-09\5L028207.D
Sample Name: M1C0730-42

==========

Acq. Operator : ECL
Seq. Line : 26
Acq. Instrument : HPLC5
Location : Vial 17
Injection Date : 4/9/2021 10:25:45 PM
Inj : 1
Inj Volume : 100 µl
Acq. Method : C:\Chem32\1\DATA\040921\040921 2021-04-09 12-30-09\8330PLUS-PETN.M
Last changed : 4/5/2021 11:57:50 PM by JWR
Analysis Method : C:\CHEM32\1\METHODS\8330PLUS-PETNDA.M
Last changed : 4/10/2021 11:15:54 AM by ECL
Method Info : OVD-SOP#HPLC02: 8330PLUS-PETN Calibration 03/31/2021

Sample Info : 1

==========

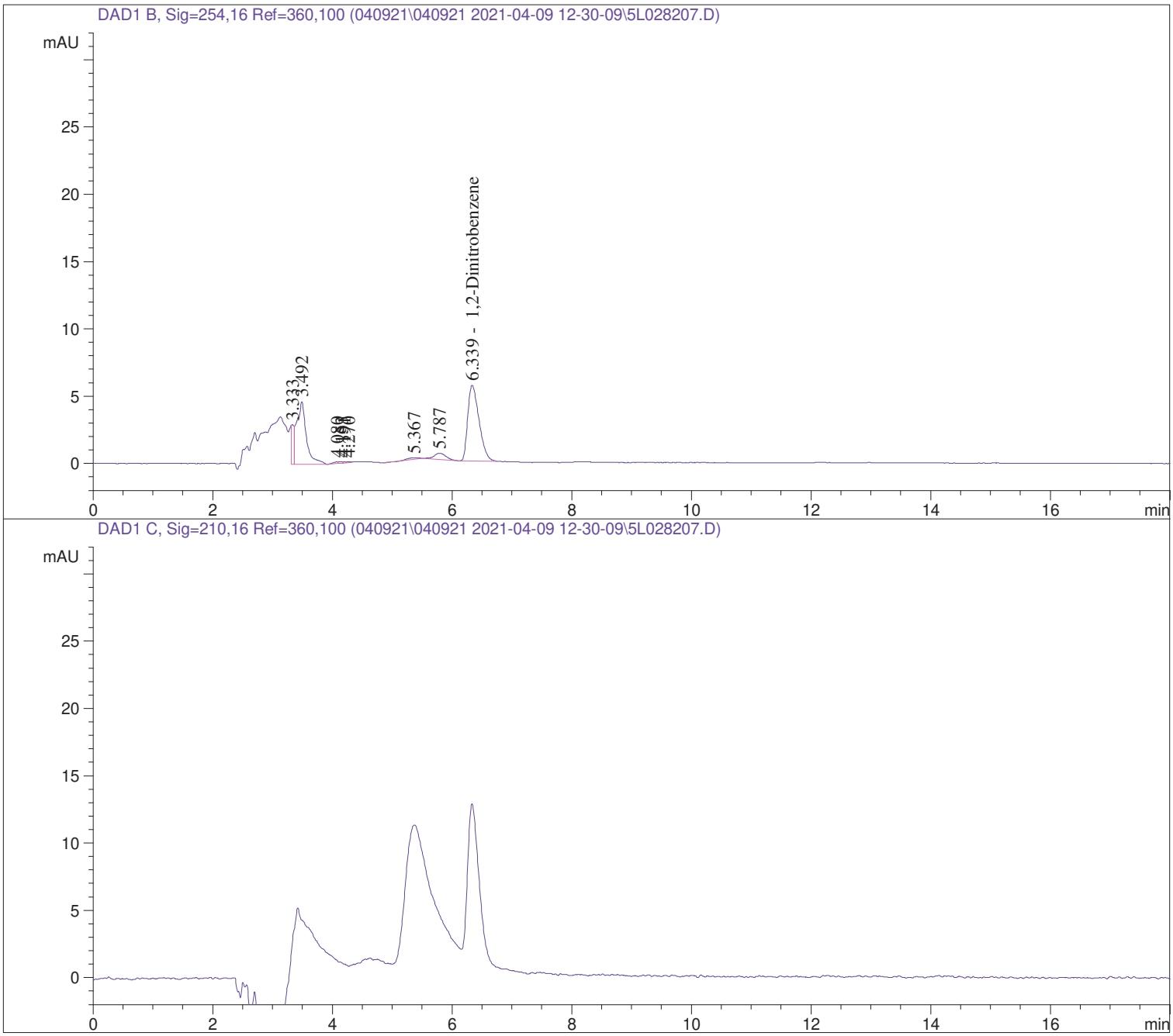

Data File C:\CHEM32\1\DATA\040921\040921 2021-04-09 12-30-09\5L028207.D
Sample Name: M1C0730-42

==========

Acq. Operator : ECL
Seq. Line : 26
Acq. Instrument : HPLC5
Location : Vial 17
Injection Date : 4/9/2021 10:25:45 PM
Inj : 1
Inj Volume : 100 µl
Acq. Method : C:\Chem32\1\DATA\040921\040921 2021-04-09 12-30-09\8330PLUS-PETN.M
Last changed : 4/5/2021 11:57:50 PM by JWR
Analysis Method : C:\CHEM32\1\METHODS\8330PLUS-PETNDA.M
Last changed : 4/10/2021 11:15:54 AM by ECL
Method Info : OVD-SOP#HPLC02: 8330PLUS-PETN Calibration 03/31/2021

Sample Info : 1

==========

==========

External Standard Report

==========

Sorted By : Signal
Calib. Data Modified : 4/6/2021 11:29:02 AM
Multiplier : 1.0000
Dilution : 1.0000
Use Multiplier & Dilution Factor with ISTDs

Signal 1: DAD1 B, Sig=254,16 Ref=360,100

RetTime [min]	Type	Area [mAU*s]	Amt/Area	Amount [ug/L]	Grp	Name
3.753		-	-	-		HMX
4.994		-	-	-		RDX
6.093		-	-	-		1,3,5-Trinitrobenzene
6.339	VBA	73.50281	3.56129	261.76495		1,2-Dinitrobenzene
7.259		-	-	-		1,3-Dinitrobenzene
7.516		-	-	-		Tetryl
7.963		-	-	-		Nitrobenzene
8.608		-	-	-		2,4,6-Trinitrotoluene
9.192		-	-	-		4-Amino-2,6-Dinitrotoluene
9.633		-	-	-		2-Amino-4,6-Dinitrotoluene
9.933		-	-	-		2,6-Dinitrotoluene
10.216		-	-	-		2,4-Dinitrotoluene
11.545		-	-	-		2-Nitrotoluene
12.103		-	-	-		4-Nitrotoluene
12.992		-	-	-		3-Nitrotoluene

Totals : 261.76495

Data File C:\CHEM32\1\DATA\040921\040921 2021-04-09 12-30-09\5L028207.D
Sample Name: M1C0730-42

==========

Acq. Operator : ECL Seq. Line : 26
Acq. Instrument : HPLC5 Location : Vial 17
Injection Date : 4/9/2021 10:25:45 PM Inj : 1
Inj Volume : 100 µl
Acq. Method : C:\Chem32\1\DATA\040921\040921 2021-04-09 12-30-09\8330PLUS-PETN.M
Last changed : 4/5/2021 11:57:50 PM by JWR
Analysis Method : C:\CHEM32\1\METHODS\8330PLUS-PETNDA.M
Last changed : 4/10/2021 11:15:54 AM by ECL
Method Info : OVD-SOP#HPLC02: 8330PLUS-PETN Calibration 03/31/2021

Sample Info : 1

==========

Signal 2: DAD1 C, Sig=210,16 Ref=360,100

RetTime [min]	Type	Area [mAU*s]	Amt/Area	Amount [ug/L]	Grp	Name
13.744		-	-	-		PETN

Totals : 0.00000

1 Warnings or Errors :

Warning : Calibrated compound(s) not found

==========

*** End of Report ***

Data File C:\CHEM32\1\DATA\040921\040921 2021-04-09 12-30-09\5L028208.D
Sample Name: M1C0730-43

==========

Acq. Operator : ECL
Seq. Line : 27
Acq. Instrument : HPLC5
Location : Vial 18
Injection Date : 4/9/2021 10:53:55 PM
Inj : 1
Inj Volume : 100 µl
Acq. Method : C:\Chem32\1\DATA\040921\040921 2021-04-09 12-30-09\8330PLUS-PETN.M
Last changed : 4/5/2021 11:57:50 PM by JWR
Analysis Method : C:\CHEM32\1\METHODS\8330PLUS-PETNDA.M
Last changed : 4/10/2021 11:15:54 AM by ECL
Method Info : OVD-SOP#HPLC02: 8330PLUS-PETN Calibration 03/31/2021

Sample Info : 1

==========

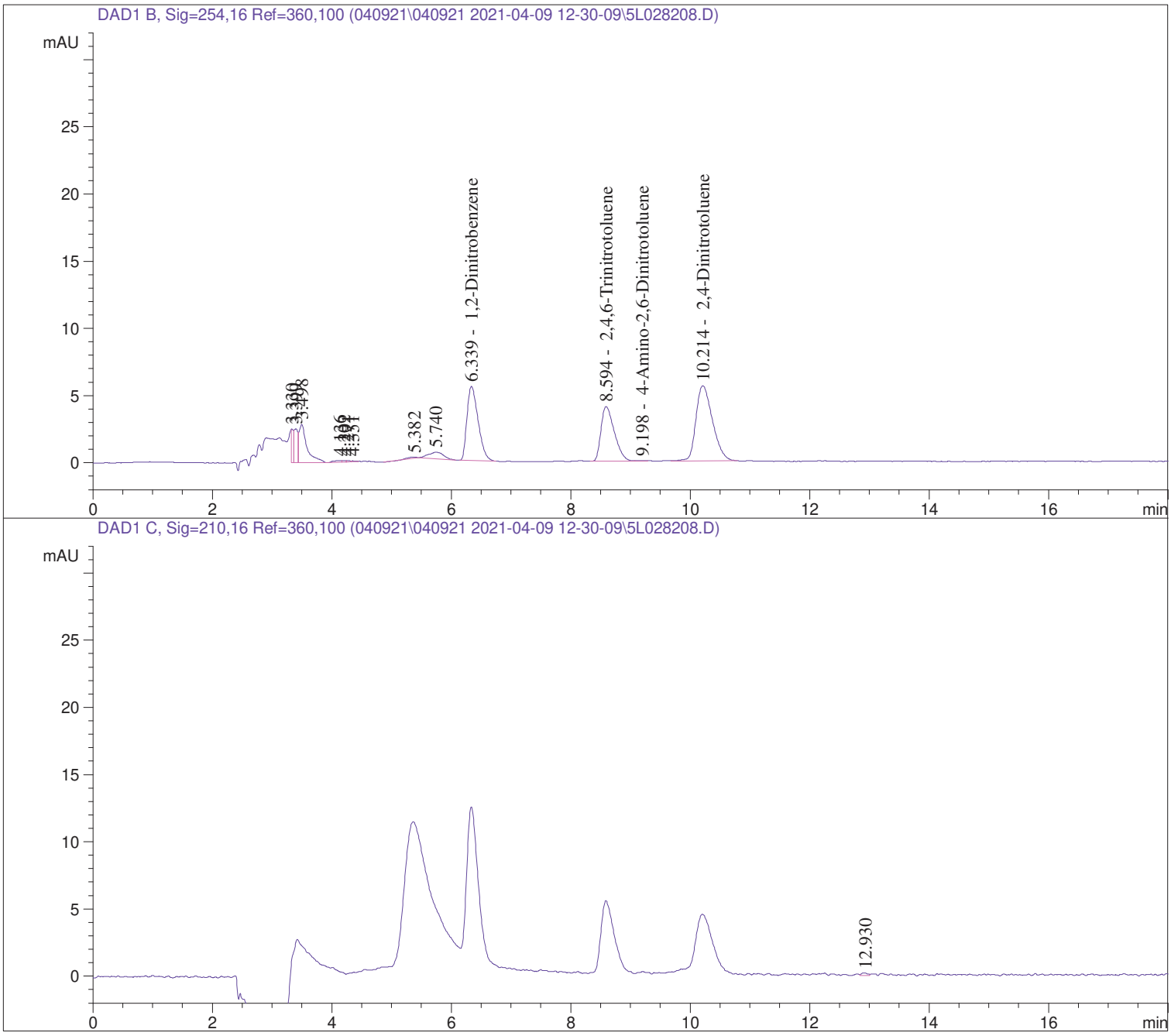

Data File C:\CHEM32\1\DATA\040921\040921 2021-04-09 12-30-09\5L028208.D
Sample Name: M1C0730-43

==========

Acq. Operator : ECL Seq. Line : 27
Acq. Instrument : HPLC5 Location : Vial 18
Injection Date : 4/9/2021 10:53:55 PM Inj : 1
Inj Volume : 100 µl
Acq. Method : C:\Chem32\1\DATA\040921\040921 2021-04-09 12-30-09\8330PLUS-PETN.M
Last changed : 4/5/2021 11:57:50 PM by JWR
Analysis Method : C:\CHEM32\1\METHODS\8330PLUS-PETNDA.M
Last changed : 4/10/2021 11:15:54 AM by ECL
Method Info : OVD-SOP#HPLC02: 8330PLUS-PETN Calibration 03/31/2021

Sample Info : 1

==========

==========

External Standard Report

==========

Sorted By : Signal
Calib. Data Modified : 4/6/2021 11:29:02 AM
Multiplier : 1.0000
Dilution : 1.0000
Use Multiplier & Dilution Factor with ISTDs

Signal 1: DAD1 B, Sig=254,16 Ref=360,100

RetTime [min]	Type	Area [mAU*s]	Amt/Area	Amount [ug/L]	Grp	Name
3.753		-	-	-		HMX
4.994		-	-	-		RDX
6.093		-	-	-		1,3,5-Trinitrobenzene
6.339	VBA	71.71464	3.56147	255.40951		1,2-Dinitrobenzene
7.259		-	-	-		1,3-Dinitrobenzene
7.516		-	-	-		Tetryl
7.963		-	-	-		Nitrobenzene
8.594	VV	63.05106	2.51867	158.80504		2,4,6-Trinitrotoluene
9.198	VV	5.84221e-1	6.03919	3.52822		4-Amino-2,6-Dinitrotoluene
9.633		-	-	-		2-Amino-4,6-Dinitrotoluene
9.933		-	-	-		2,6-Dinitrotoluene
10.214	VBA	108.03277	1.82402	197.05399		2,4-Dinitrotoluene
11.545		-	-	-		2-Nitrotoluene
12.103		-	-	-		4-Nitrotoluene
12.992		-	-	-		3-Nitrotoluene

Totals : 614.79677

Data File C:\CHEM32\1\DATA\040921\040921 2021-04-09 12-30-09\5L028208.D
Sample Name: M1C0730-43

==========

Acq. Operator : ECL Seq. Line : 27
Acq. Instrument : HPLC5 Location : Vial 18
Injection Date : 4/9/2021 10:53:55 PM Inj : 1
Inj Volume : 100 µl
Acq. Method : C:\Chem32\1\DATA\040921\040921 2021-04-09 12-30-09\8330PLUS-PETN.M
Last changed : 4/5/2021 11:57:50 PM by JWR
Analysis Method : C:\CHEM32\1\METHODS\8330PLUS-PETNDA.M
Last changed : 4/10/2021 11:15:54 AM by ECL
Method Info : OVD-SOP#HPLC02: 8330PLUS-PETN Calibration 03/31/2021

Sample Info : 1

==========

Signal 2: DAD1 C, Sig=210,16 Ref=360,100

RetTime [min]	Type	Area [mAU*s]	Amt/Area	Amount [ug/L]	Grp	Name
13.744		-	-	-		PETN

Totals : 0.00000

1 Warnings or Errors :

Warning : Calibrated compound(s) not found

==========

*** End of Report ***

Data File C:\CHEM32\1\DATA\041221\041221 2021-04-12 16-17-55\6L0008587.D
Sample Name: M1C0730-43RE1

==========

Acq. Operator : JWR
Seq. Line : 7
Acq. Instrument : HPLC6
Location : 7
Injection Date : 4/12/2021 10:37:51 PM
Inj : 1
Inj Volume : 100.000 µl
Acq. Method : C:\Chem32\1\Data\041221\041221 2021-04-12 16-17-55\8330.M
Last changed : 4/12/2021 4:17:55 PM by ECL
Analysis Method : C:\CHEM32\1\METHODS\8330DATA.M
Last changed : 4/13/2021 4:13:57 PM by JWR
Method Info : OVD-SOP#HPLC02 : 8330 Calibration 03/31/2021

Sample Info : 1

==========

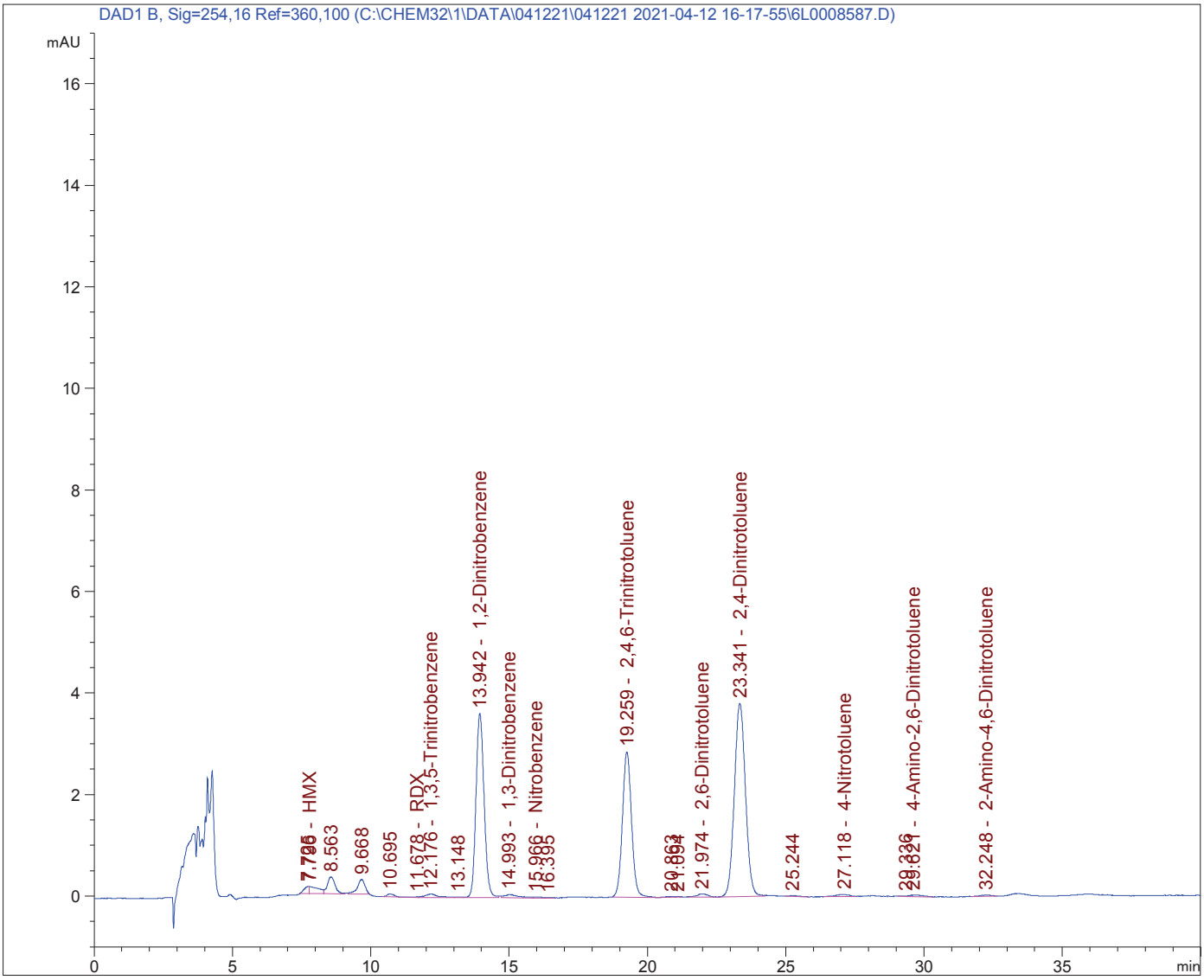

Data File C:\CHEM32\1\DATA\041221\041221 2021-04-12 16-17-55\6L0008587.D
Sample Name: M1C0730-43RE1

==========

Acq. Operator : JWR Seq. Line : 7
Acq. Instrument : HPLC6 Location : 7
Injection Date : 4/12/2021 10:37:51 PM Inj : 1
Inj Volume : 100.000 µl
Acq. Method : C:\Chem32\1\Data\041221\041221 2021-04-12 16-17-55\8330.M
Last changed : 4/12/2021 4:17:55 PM by ECL
Analysis Method : C:\CHEM32\1\METHODS\8330DATA.M
Last changed : 4/13/2021 4:13:57 PM by JWR
Method Info : OVD-SOP#HPLC02 : 8330 Calibration 03/31/2021

Sample Info : 1

==========

==========

External Standard Report

==========

Sorted By : Signal
Calib. Data Modified : 4/12/2021 5:27:03 PM
Multiplier : 1.0000
Dilution : 1.0000
Do not use Multiplier & Dilution Factor with ISTDs

Signal 1: DAD1 B, Sig=254,16 Ref=360,100

RetTime [min]	Type	Area [mAU*s]	Amt/Area	Amount [ug/L]	Grp	Name
7.796	VV	3.35723	3.93809	13.22109		HMX
11.678	VV	2.49029e-1	3.84919	9.58560e-1		RDX
12.176	VV	2.20208	2.52651	5.56358		1,3,5-Trinitrobenzene
13.942	VB	74.04164	3.78796	280.46687		1,2-Dinitrobenzene
14.993	BV	2.36248	1.90282	4.49538		1,3-Dinitrobenzene
15.966	VV	3.63730e-1	6.78188	2.46677		Nitrobenzene
19.259	BV	65.81178	2.48203	163.34678		2,4,6-Trinitrotoluene
19.936		-	-	-		Tetryl
21.974	BV	1.67363	4.02127	6.73012		2,6-Dinitrotoluene
23.341	VB	106.01672	1.89799	201.21892		2,4-Dinitrotoluene
24.954		-	-	-		2-Nitrotoluene
27.118	BV	1.45297	5.37085	7.80371		4-Nitrotoluene
29.061		-	-	-		3-Nitrotoluene
29.621	VB	1.04834	4.44917	4.66423		4-Amino-2,6-Dinitrotoluene
32.248	VV	8.71429e-1	3.56255	3.10451		2-Amino-4,6-Dinitrotoluene

Totals : 694.04053

1 Warnings or Errors :

Warning : Calibrated compound(s) not found

==========

*** End of Report ***

Data File C:\CHEM32\1\DATA\040921\040921 2021-04-09 12-30-09\5L028209.D
Sample Name: M1C0730-44

==========

Acq. Operator : ECL
Seq. Line : 28
Acq. Instrument : HPLC5
Location : Vial 19
Injection Date : 4/9/2021 11:22:05 PM
Inj : 1
Inj Volume : 100 µl
Acq. Method : C:\Chem32\1\DATA\040921\040921 2021-04-09 12-30-09\8330PLUS-PETN.M
Last changed : 4/5/2021 11:57:50 PM by JWR
Analysis Method : C:\CHEM32\1\METHODS\8330PLUS-PETNDA.M
Last changed : 4/10/2021 11:15:54 AM by ECL
Method Info : OVD-SOP#HPLC02: 8330PLUS-PETN Calibration 03/31/2021

Sample Info : 1

==========

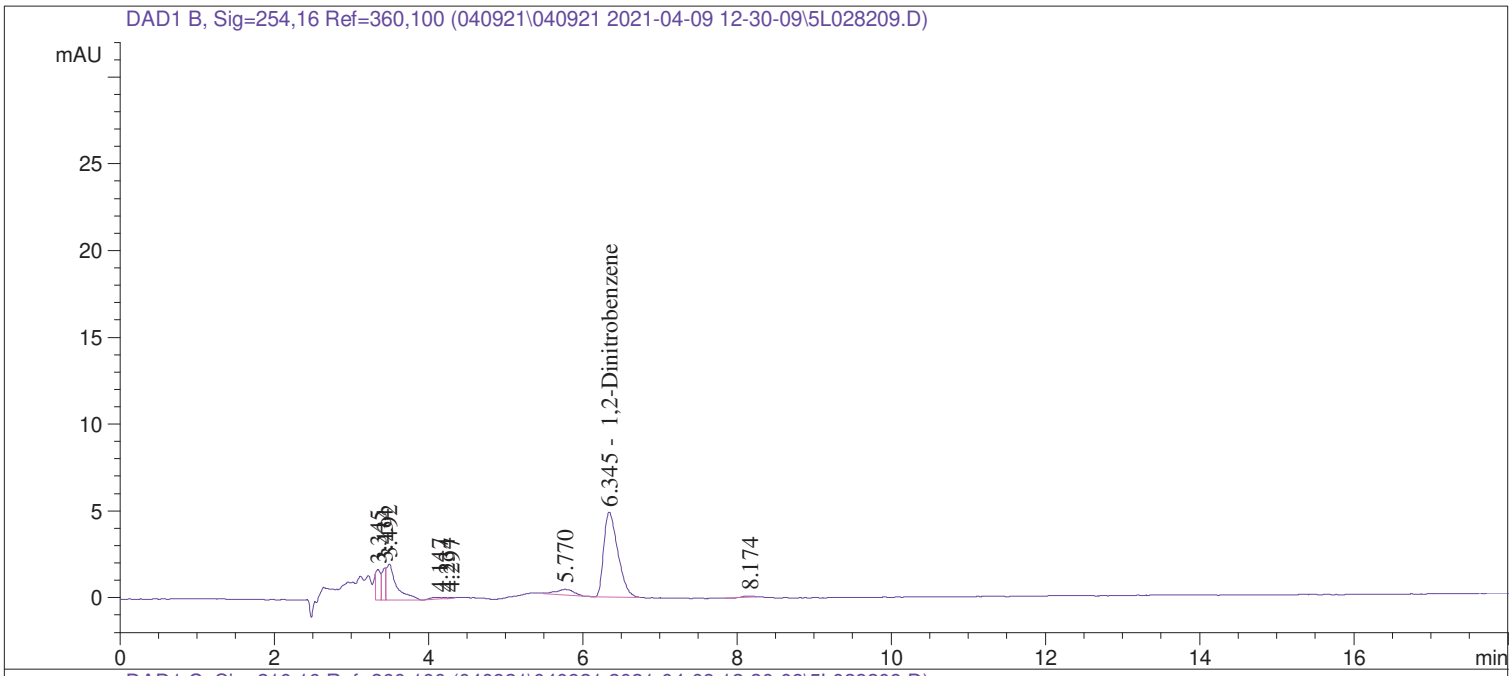

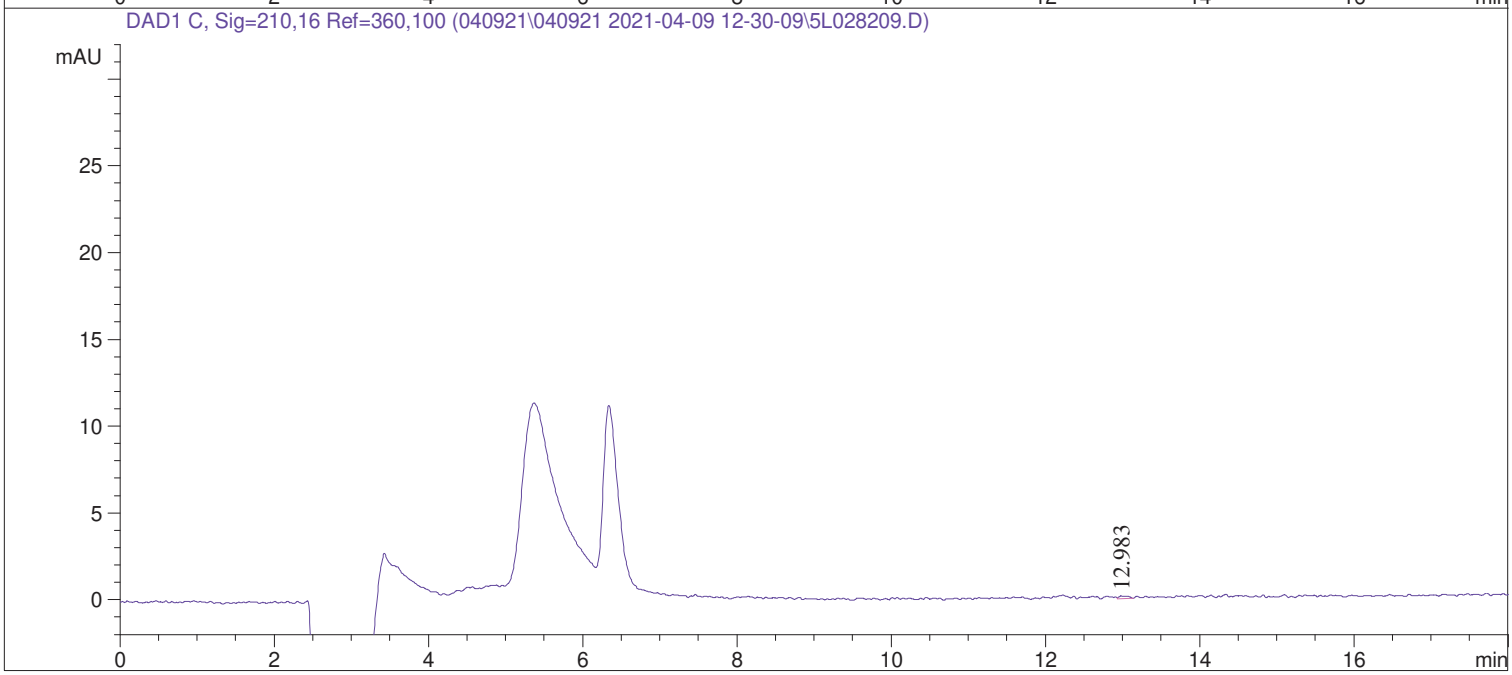

Data File C:\CHEM32\1\DATA\040921\040921 2021-04-09 12-30-09\5L028209.D
Sample Name: M1C0730-44

==========

Acq. Operator : ECL Seq. Line : 28
Acq. Instrument : HPLC5 Location : Vial 19
Injection Date : 4/9/2021 11:22:05 PM Inj : 1
Inj Volume : 100 µl
Acq. Method : C:\Chem32\1\DATA\040921\040921 2021-04-09 12-30-09\8330PLUS-PETN.M
Last changed : 4/5/2021 11:57:50 PM by JWR
Analysis Method : C:\CHEM32\1\METHODS\8330PLUS-PETNDA.M
Last changed : 4/10/2021 11:15:54 AM by ECL
Method Info : OVD-SOP#HPLC02: 8330PLUS-PETN Calibration 03/31/2021

Sample Info : 1

==========

==========

External Standard Report

==========

Sorted By : Signal
Calib. Data Modified : 4/6/2021 11:29:02 AM
Multiplier : 1.0000
Dilution : 1.0000
Use Multiplier & Dilution Factor with ISTDs

Signal 1: DAD1 B, Sig=254,16 Ref=360,100

RetTime [min]	Type	Area [mAU*s]	Amt/Area	Amount [ug/L]	Grp	Name
3.753		-	-	-		HMX
4.994		-	-	-		RDX
6.093		-	-	-		1,3,5-Trinitrobenzene
6.345	VBA	62.23528	3.56258	221.71841		1,2-Dinitrobenzene
7.259		-	-	-		1,3-Dinitrobenzene
7.516		-	-	-		Tetryl
7.963		-	-	-		Nitrobenzene
8.608		-	-	-		2,4,6-Trinitrotoluene
9.192		-	-	-		4-Amino-2,6-Dinitrotoluene
9.633		-	-	-		2-Amino-4,6-Dinitrotoluene
9.933		-	-	-		2,6-Dinitrotoluene
10.216		-	-	-		2,4-Dinitrotoluene
11.545		-	-	-		2-Nitrotoluene
12.103		-	-	-		4-Nitrotoluene
12.992		-	-	-		3-Nitrotoluene

Totals : 221.71841

Data File C:\CHEM32\1\DATA\040921\040921 2021-04-09 12-30-09\5L028209.D
Sample Name: M1C0730-44

==========

Acq. Operator : ECL Seq. Line : 28
Acq. Instrument : HPLC5 Location : Vial 19
Injection Date : 4/9/2021 11:22:05 PM Inj : 1
Inj Volume : 100 µl
Acq. Method : C:\Chem32\1\DATA\040921\040921 2021-04-09 12-30-09\8330PLUS-PETN.M
Last changed : 4/5/2021 11:57:50 PM by JWR
Analysis Method : C:\CHEM32\1\METHODS\8330PLUS-PETNDA.M
Last changed : 4/10/2021 11:15:54 AM by ECL
Method Info : OVD-SOP#HPLC02: 8330PLUS-PETN Calibration 03/31/2021

Sample Info : 1

==========

Signal 2: DAD1 C, Sig=210,16 Ref=360,100

RetTime [min]	Type	Area [mAU*s]	Amt/Area	Amount [ug/L]	Grp	Name
13.744		-	-	-		PETN

Totals : 0.00000

1 Warnings or Errors :

Warning : Calibrated compound(s) not found

==========

*** End of Report ***

Data File C:\CHEM32\1\DATA\040921\040921 2021-04-09 12-30-09\5L028210.D
Sample Name: M1C0730-45

==========

Acq. Operator : ECL
Seq. Line : 29
Acq. Instrument : HPLC5
Location : Vial 20
Injection Date : 4/9/2021 11:50:21 PM
Inj : 1
Inj Volume : 100 µl
Acq. Method : C:\Chem32\1\DATA\040921\040921 2021-04-09 12-30-09\8330PLUS-PETN.M
Last changed : 4/5/2021 11:57:50 PM by JWR
Analysis Method : C:\CHEM32\1\METHODS\8330PLUS-PETNDA.M
Last changed : 4/10/2021 11:15:54 AM by ECL
Method Info : OVD-SOP#HPLC02: 8330PLUS-PETN Calibration 03/31/2021

Sample Info : 1

==========

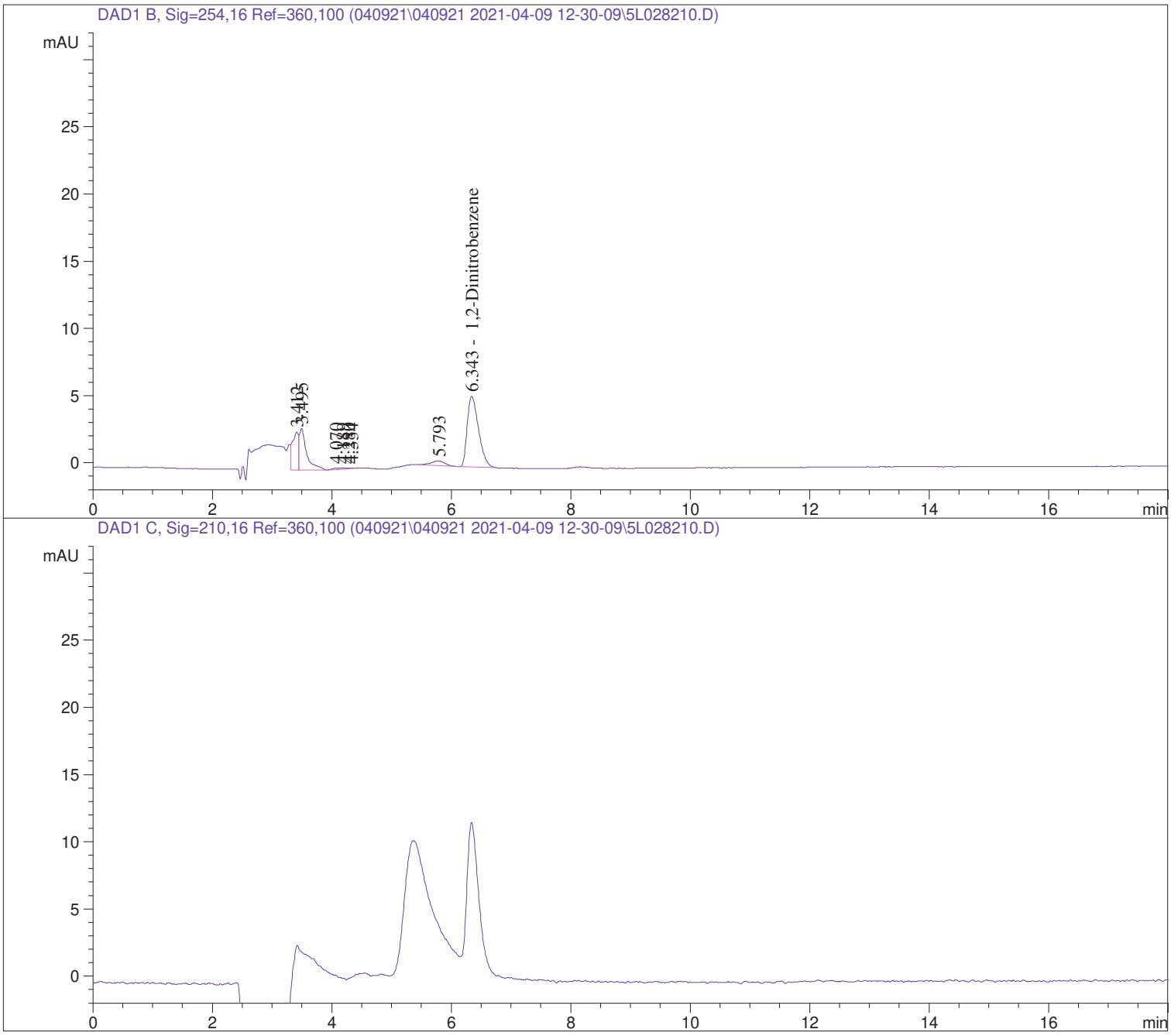

Data File C:\CHEM32\1\DATA\040921\040921 2021-04-09 12-30-09\5L028210.D
Sample Name: M1C0730-45

==========

Acq. Operator : ECL Seq. Line : 29
Acq. Instrument : HPLC5 Location : Vial 20
Injection Date : 4/9/2021 11:50:21 PM Inj : 1
Inj Volume : 100 µl
Acq. Method : C:\Chem32\1\DATA\040921\040921 2021-04-09 12-30-09\8330PLUS-PETN.M
Last changed : 4/5/2021 11:57:50 PM by JWR
Analysis Method : C:\CHEM32\1\METHODS\8330PLUS-PETNDA.M
Last changed : 4/10/2021 11:15:54 AM by ECL
Method Info : OVD-SOP#HPLC02: 8330PLUS-PETN Calibration 03/31/2021

Sample Info : 1

==========

==========

External Standard Report

==========

Sorted By : Signal
Calib. Data Modified : 4/6/2021 11:29:02 AM
Multiplier : 1.0000
Dilution : 1.0000
Use Multiplier & Dilution Factor with ISTDs

Signal 1: DAD1 B, Sig=254,16 Ref=360,100

RetTime [min]	Type	Area [mAU*s]	Amt/Area	Amount [ug/L]	Grp	Name
3.753		-	-	-		HMX
4.994		-	-	-		RDX
6.093		-	-	-		1,3,5-Trinitrobenzene
6.343	VBA	69.19057	3.56174	246.43858		1,2-Dinitrobenzene
7.259		-	-	-		1,3-Dinitrobenzene
7.516		-	-	-		Tetryl
7.963		-	-	-		Nitrobenzene
8.608		-	-	-		2,4,6-Trinitrotoluene
9.192		-	-	-		4-Amino-2,6-Dinitrotoluene
9.633		-	-	-		2-Amino-4,6-Dinitrotoluene
9.933		-	-	-		2,6-Dinitrotoluene
10.216		-	-	-		2,4-Dinitrotoluene
11.545		-	-	-		2-Nitrotoluene
12.103		-	-	-		4-Nitrotoluene
12.992		-	-	-		3-Nitrotoluene

Totals : 246.43858

Data File C:\CHEM32\1\DATA\040921\040921 2021-04-09 12-30-09\5L028210.D
Sample Name: M1C0730-45

==========

Acq. Operator : ECL Seq. Line : 29
Acq. Instrument : HPLC5 Location : Vial 20
Injection Date : 4/9/2021 11:50:21 PM Inj : 1
Inj Volume : 100 µl
Acq. Method : C:\Chem32\1\DATA\040921\040921 2021-04-09 12-30-09\8330PLUS-PETN.M
Last changed : 4/5/2021 11:57:50 PM by JWR
Analysis Method : C:\CHEM32\1\METHODS\8330PLUS-PETNDA.M
Last changed : 4/10/2021 11:15:54 AM by ECL
Method Info : OVD-SOP#HPLC02: 8330PLUS-PETN Calibration 03/31/2021

Sample Info : 1

==========

Signal 2: DAD1 C, Sig=210,16 Ref=360,100

RetTime [min]	Type	Area [mAU*s]	Amt/Area	Amount [ug/L]	Grp	Name
13.744		-	-	-		PETN

Totals : 0.00000

1 Warnings or Errors :

Warning : Calibrated compound(s) not found

==========

*** End of Report ***

Data File C:\CHEM32\1\DATA\040921\040921 2021-04-09 12-30-09\5L028211.D
Sample Name: M1C0730-46

==========

Acq. Operator : ECL
Seq. Line : 30
Acq. Instrument : HPLC5
Location : Vial 21
Injection Date : 4/10/2021 12:18:33 AM
Inj : 1
Inj Volume : 100 µl
Acq. Method : C:\Chem32\1\DATA\040921\040921 2021-04-09 12-30-09\8330PLUS-PETN.M
Last changed : 4/5/2021 11:57:50 PM by JWR
Analysis Method : C:\CHEM32\1\METHODS\8330PLUS-PETNDA.M
Last changed : 4/10/2021 11:15:54 AM by ECL
Method Info : OVD-SOP#HPLC02: 8330PLUS-PETN Calibration 03/31/2021

Sample Info : 1

==========

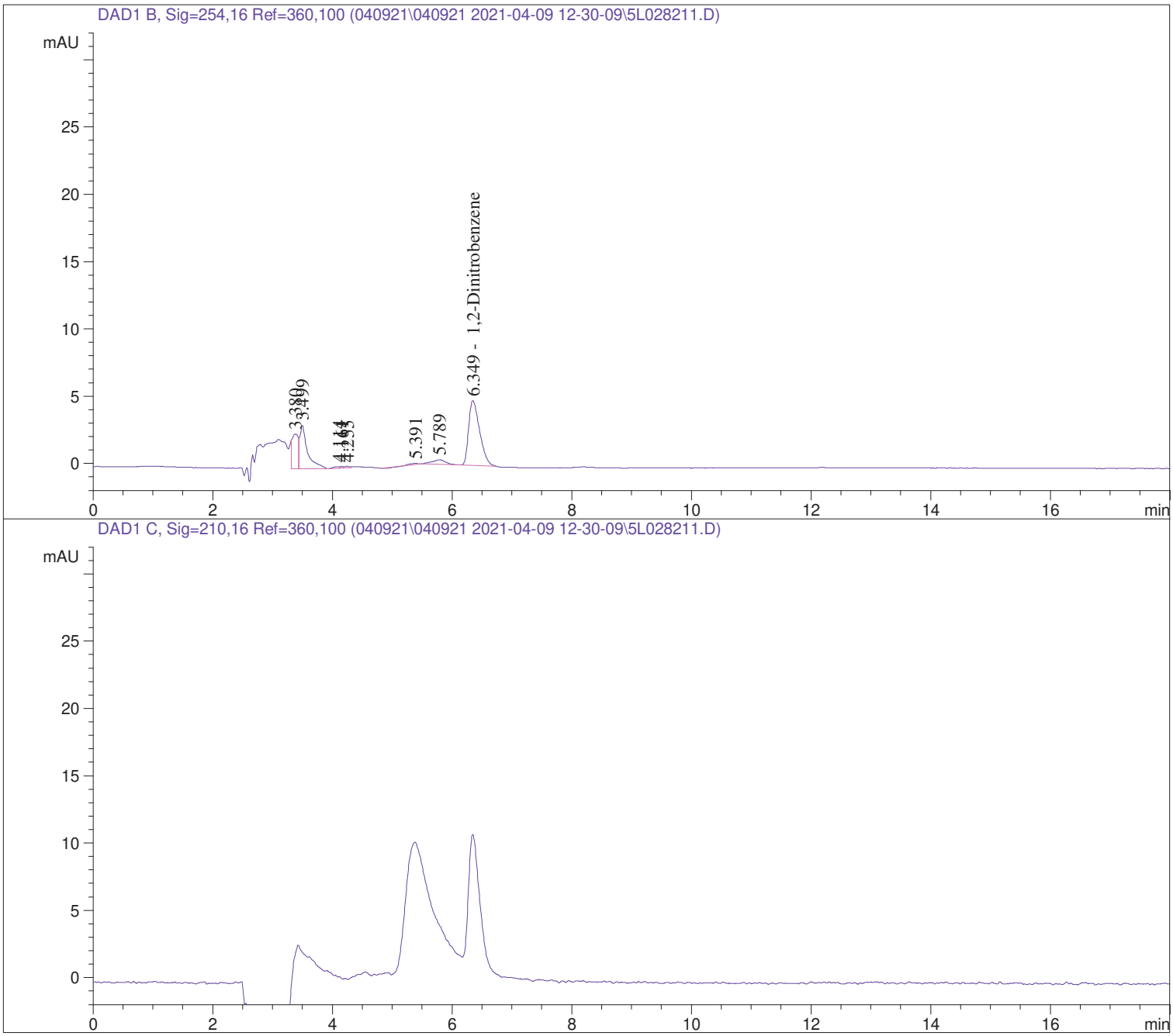

Data File C:\CHEM32\1\DATA\040921\040921 2021-04-09 12-30-09\5L028211.D
Sample Name: M1C0730-46

==========

Acq. Operator : ECL Seq. Line : 30
Acq. Instrument : HPLC5 Location : Vial 21
Injection Date : 4/10/2021 12:18:33 AM Inj : 1
Inj Volume : 100 µl
Acq. Method : C:\Chem32\1\DATA\040921\040921 2021-04-09 12-30-09\8330PLUS-PETN.M
Last changed : 4/5/2021 11:57:50 PM by JWR
Analysis Method : C:\CHEM32\1\METHODS\8330PLUS-PETNDA.M
Last changed : 4/10/2021 11:15:54 AM by ECL
Method Info : OVD-SOP#HPLC02: 8330PLUS-PETN Calibration 03/31/2021

Sample Info : 1

==========

==========

External Standard Report

==========

Sorted By : Signal
Calib. Data Modified : 4/6/2021 11:29:02 AM
Multiplier : 1.0000
Dilution : 1.0000
Use Multiplier & Dilution Factor with ISTDs

Signal 1: DAD1 B, Sig=254,16 Ref=360,100

RetTime [min]	Type	Area [mAU*s]	Amt/Area	Amount [ug/L]	Grp	Name
3.753		-	-	-		HMX
4.994		-	-	-		RDX
6.093		-	-	-		1,3,5-Trinitrobenzene
6.349	VBA	62.16415	3.56259	221.46560		1,2-Dinitrobenzene
7.259		-	-	-		1,3-Dinitrobenzene
7.516		-	-	-		Tetryl
7.963		-	-	-		Nitrobenzene
8.608		-	-	-		2,4,6-Trinitrotoluene
9.192		-	-	-		4-Amino-2,6-Dinitrotoluene
9.633		-	-	-		2-Amino-4,6-Dinitrotoluene
9.933		-	-	-		2,6-Dinitrotoluene
10.216		-	-	-		2,4-Dinitrotoluene
11.545		-	-	-		2-Nitrotoluene
12.103		-	-	-		4-Nitrotoluene
12.992		-	-	-		3-Nitrotoluene

Totals : 221.46560

Data File C:\CHEM32\1\DATA\040921\040921 2021-04-09 12-30-09\5L028211.D
Sample Name: M1C0730-46

==========

Acq. Operator : ECL Seq. Line : 30
Acq. Instrument : HPLC5 Location : Vial 21
Injection Date : 4/10/2021 12:18:33 AM Inj : 1
Inj Volume : 100 µl
Acq. Method : C:\Chem32\1\DATA\040921\040921 2021-04-09 12-30-09\8330PLUS-PETN.M
Last changed : 4/5/2021 11:57:50 PM by JWR
Analysis Method : C:\CHEM32\1\METHODS\8330PLUS-PETNDA.M
Last changed : 4/10/2021 11:15:54 AM by ECL
Method Info : OVD-SOP#HPLC02: 8330PLUS-PETN Calibration 03/31/2021

Sample Info : 1

==========

Signal 2: DAD1 C, Sig=210,16 Ref=360,100

RetTime [min]	Type	Area [mAU*s]	Amt/Area	Amount [ug/L]	Grp	Name
13.744		-	-	-		PETN

Totals : 0.00000

1 Warnings or Errors :

Warning : Calibrated compound(s) not found

==========

*** End of Report ***

Data File C:\CHEM32\1\DATA\040921\040921 2021-04-09 12-30-09\5L028212.D
Sample Name: M1C0730-50

==========

Acq. Operator : ECL
Seq. Line : 31
Acq. Instrument : HPLC5
Location : Vial 22
Injection Date : 4/10/2021 12:46:40 AM
Inj : 1
Inj Volume : 100 µl
Acq. Method : C:\Chem32\1\DATA\040921\040921 2021-04-09 12-30-09\8330PLUS-PETN.M
Last changed : 4/5/2021 11:57:50 PM by JWR
Analysis Method : C:\CHEM32\1\METHODS\8330PLUS-PETNDA.M
Last changed : 4/10/2021 11:15:54 AM by ECL
Method Info : OVD-SOP#HPLC02: 8330PLUS-PETN Calibration 03/31/2021

Sample Info : 1

==========

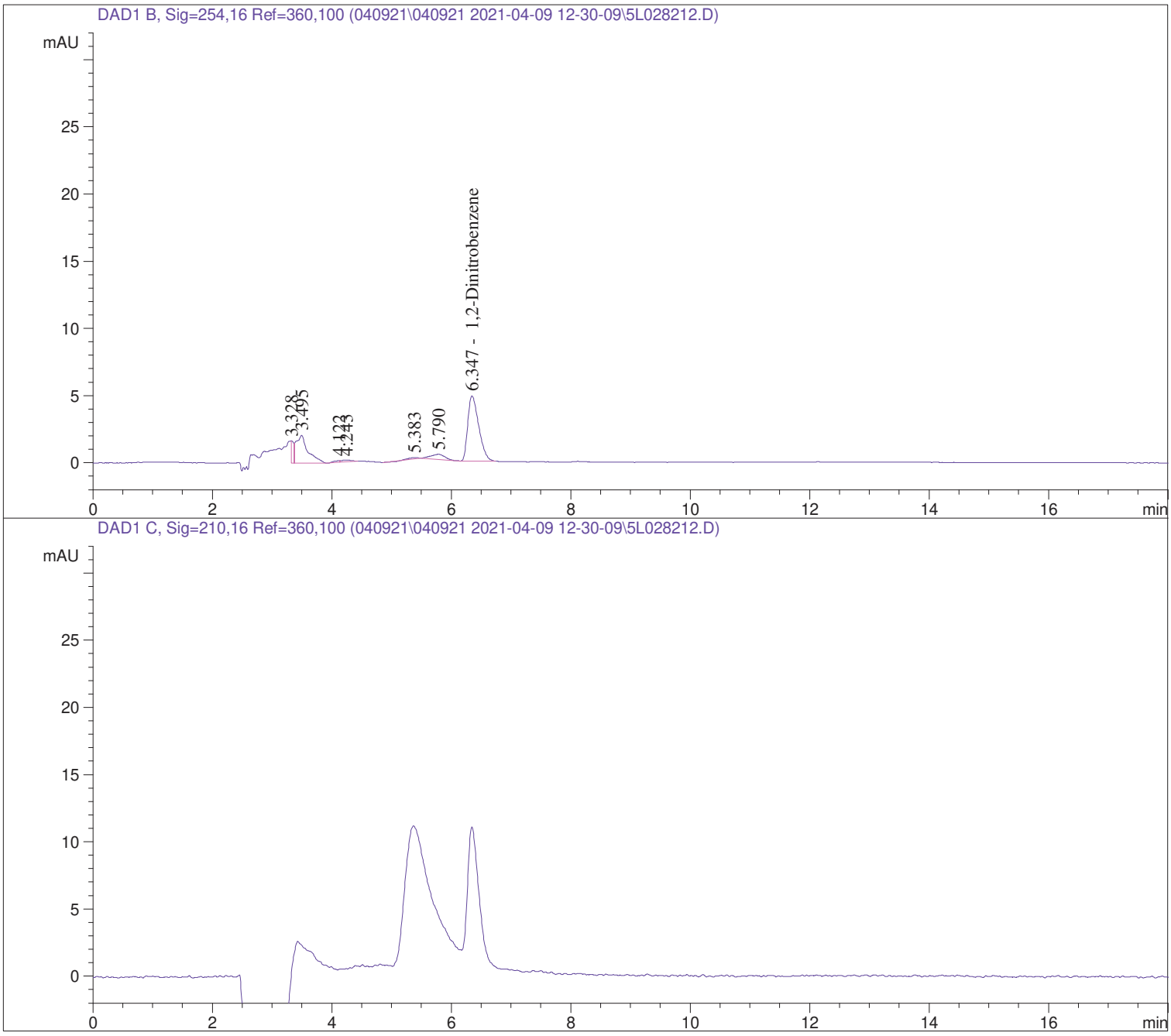

Data File C:\CHEM32\1\DATA\040921\040921 2021-04-09 12-30-09\5L028212.D
Sample Name: M1C0730-50

==========

Acq. Operator : ECL Seq. Line : 31
Acq. Instrument : HPLC5 Location : Vial 22
Injection Date : 4/10/2021 12:46:40 AM Inj : 1
Inj Volume : 100 µl
Acq. Method : C:\Chem32\1\DATA\040921\040921 2021-04-09 12-30-09\8330PLUS-PETN.M
Last changed : 4/5/2021 11:57:50 PM by JWR
Analysis Method : C:\CHEM32\1\METHODS\8330PLUS-PETNDA.M
Last changed : 4/10/2021 11:15:54 AM by ECL
Method Info : OVD-SOP#HPLC02: 8330PLUS-PETN Calibration 03/31/2021

Sample Info : 1

==========

==========

External Standard Report

==========

Sorted By : Signal
Calib. Data Modified : 4/6/2021 11:29:02 AM
Multiplier : 1.0000
Dilution : 1.0000
Use Multiplier & Dilution Factor with ISTDs

Signal 1: DAD1 B, Sig=254,16 Ref=360,100

RetTime [min]	Type	Area [mAU*s]	Amt/Area	Amount [ug/L]	Grp	Name
3.753		-	-	-		HMX
4.994		-	-	-		RDX
6.093		-	-	-		1,3,5-Trinitrobenzene
6.347	VBA	61.90551	3.56263	220.54636		1,2-Dinitrobenzene
7.259		-	-	-		1,3-Dinitrobenzene
7.516		-	-	-		Tetryl
7.963		-	-	-		Nitrobenzene
8.608		-	-	-		2,4,6-Trinitrotoluene
9.192		-	-	-		4-Amino-2,6-Dinitrotoluene
9.633		-	-	-		2-Amino-4,6-Dinitrotoluene
9.933		-	-	-		2,6-Dinitrotoluene
10.216		-	-	-		2,4-Dinitrotoluene
11.545		-	-	-		2-Nitrotoluene
12.103		-	-	-		4-Nitrotoluene
12.992		-	-	-		3-Nitrotoluene

Totals : 220.54636

Data File C:\CHEM32\1\DATA\040921\040921 2021-04-09 12-30-09\5L028212.D
Sample Name: M1C0730-50

==========

Acq. Operator : ECL Seq. Line : 31
Acq. Instrument : HPLC5 Location : Vial 22
Injection Date : 4/10/2021 12:46:40 AM Inj : 1
Inj Volume : 100 µl
Acq. Method : C:\Chem32\1\DATA\040921\040921 2021-04-09 12-30-09\8330PLUS-PETN.M
Last changed : 4/5/2021 11:57:50 PM by JWR
Analysis Method : C:\CHEM32\1\METHODS\8330PLUS-PETNDA.M
Last changed : 4/10/2021 11:15:54 AM by ECL
Method Info : OVD-SOP#HPLC02: 8330PLUS-PETN Calibration 03/31/2021

Sample Info : 1

==========

Signal 2: DAD1 C, Sig=210,16 Ref=360,100

RetTime [min]	Type	Area [mAU*s]	Amt/Area	Amount [ug/L]	Grp	Name
13.744		-	-	-		PETN

Totals : 0.00000

1 Warnings or Errors :

Warning : Calibrated compound(s) not found

==========

*** End of Report ***

Data File C:\CHEM32\1\DATA\040921\040921 2021-04-09 12-30-09\5L028213.D
Sample Name: M1C0730-51

==========

Acq. Operator : ECL
Seq. Line : 32
Acq. Instrument : HPLC5
Location : Vial 23
Injection Date : 4/10/2021 1:14:50 AM
Inj : 1
Inj Volume : 100 µl
Acq. Method : C:\Chem32\1\DATA\040921\040921 2021-04-09 12-30-09\8330PLUS-PETN.M
Last changed : 4/5/2021 11:57:50 PM by JWR
Analysis Method : C:\CHEM32\1\METHODS\8330PLUS-PETNDA.M
Last changed : 4/10/2021 11:15:54 AM by ECL
Method Info : OVD-SOP#HPLC02: 8330PLUS-PETN Calibration 03/31/2021

Sample Info : 1

==========

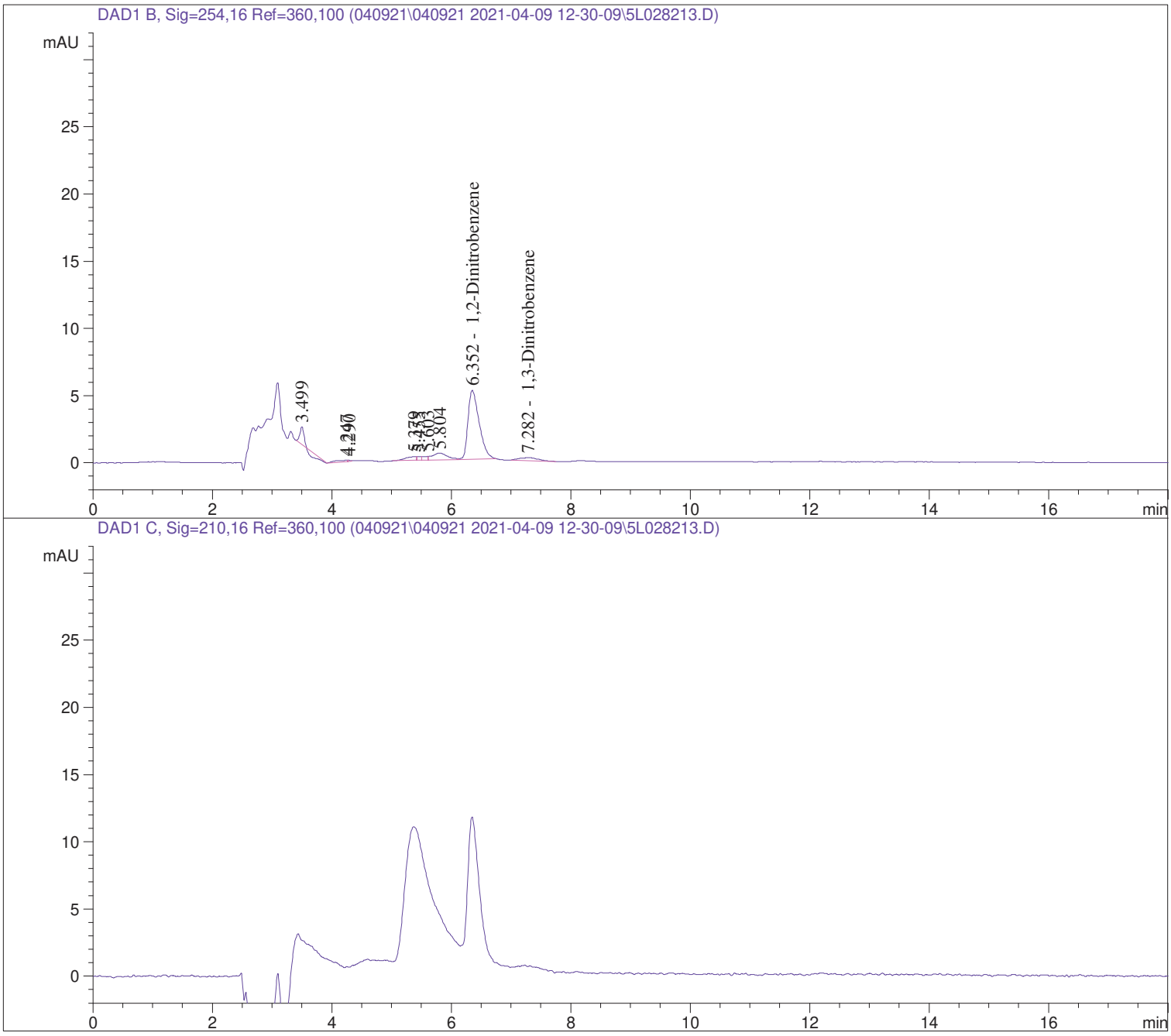

Data File C:\CHEM32\1\DATA\040921\040921 2021-04-09 12-30-09\5L028213.D
Sample Name: M1C0730-51

==========

Acq. Operator : ECL Seq. Line : 32
Acq. Instrument : HPLC5 Location : Vial 23
Injection Date : 4/10/2021 1:14:50 AM Inj : 1
Inj Volume : 100 µl
Acq. Method : C:\Chem32\1\DATA\040921\040921 2021-04-09 12-30-09\8330PLUS-PETN.M
Last changed : 4/5/2021 11:57:50 PM by JWR
Analysis Method : C:\CHEM32\1\METHODS\8330PLUS-PETNDA.M
Last changed : 4/10/2021 11:15:54 AM by ECL
Method Info : OVD-SOP#HPLC02: 8330PLUS-PETN Calibration 03/31/2021

Sample Info : 1

==========

==========

External Standard Report

==========

Sorted By : Signal
Calib. Data Modified : 4/6/2021 11:29:02 AM
Multiplier : 1.0000
Dilution : 1.0000
Use Multiplier & Dilution Factor with ISTDs

Signal 1: DAD1 B, Sig=254,16 Ref=360,100

RetTime [min]	Type	Area [mAU*s]	Amt/Area	Amount [ug/L]	Grp	Name
3.753		-	-	-		HMX
4.994		-	-	-		RDX
6.093		-	-	-		1,3,5-Trinitrobenzene
6.352	VBA	66.69475	3.56202	237.56805		1,2-Dinitrobenzene
7.282	VV	5.18573	1.77987	9.22992		1,3-Dinitrobenzene
7.516		-	-	-		Tetryl
7.963		-	-	-		Nitrobenzene
8.608		-	-	-		2,4,6-Trinitrotoluene
9.192		-	-	-		4-Amino-2,6-Dinitrotoluene
9.633		-	-	-		2-Amino-4,6-Dinitrotoluene
9.933		-	-	-		2,6-Dinitrotoluene
10.216		-	-	-		2,4-Dinitrotoluene
11.545		-	-	-		2-Nitrotoluene
12.103		-	-	-		4-Nitrotoluene
12.992		-	-	-		3-Nitrotoluene

Totals : 246.79797

Data File C:\CHEM32\1\DATA\040921\040921 2021-04-09 12-30-09\5L028213.D
Sample Name: M1C0730-51

==========

Acq. Operator : ECL Seq. Line : 32
Acq. Instrument : HPLC5 Location : Vial 23
Injection Date : 4/10/2021 1:14:50 AM Inj : 1
Inj Volume : 100 µl
Acq. Method : C:\Chem32\1\DATA\040921\040921 2021-04-09 12-30-09\8330PLUS-PETN.M
Last changed : 4/5/2021 11:57:50 PM by JWR
Analysis Method : C:\CHEM32\1\METHODS\8330PLUS-PETNDA.M
Last changed : 4/10/2021 11:15:54 AM by ECL
Method Info : OVD-SOP#HPLC02: 8330PLUS-PETN Calibration 03/31/2021

Sample Info : 1

==========

Signal 2: DAD1 C, Sig=210,16 Ref=360,100

RetTime [min]	Type	Area [mAU*s]	Amt/Area	Amount [ug/L]	Grp	Name
13.744		-	-	-		PETN

Totals : 0.00000

1 Warnings or Errors :

Warning : Calibrated compound(s) not found

==========

*** End of Report ***

Data File C:\CHEM32\1\DATA\040921\040921 2021-04-09 12-30-09\5L028214.D
Sample Name: M1C0730-52

==========

Acq. Operator : ECL
Seq. Line : 33
Acq. Instrument : HPLC5
Location : Vial 24
Injection Date : 4/10/2021 1:42:59 AM
Inj : 1
Inj Volume : 100 µl
Acq. Method : C:\Chem32\1\DATA\040921\040921 2021-04-09 12-30-09\8330PLUS-PETN.M
Last changed : 4/5/2021 11:57:50 PM by JWR
Analysis Method : C:\CHEM32\1\METHODS\8330PLUS-PETNDA.M
Last changed : 4/10/2021 11:15:54 AM by ECL
Method Info : OVD-SOP#HPLC02: 8330PLUS-PETN Calibration 03/31/2021

Sample Info : 1

==========

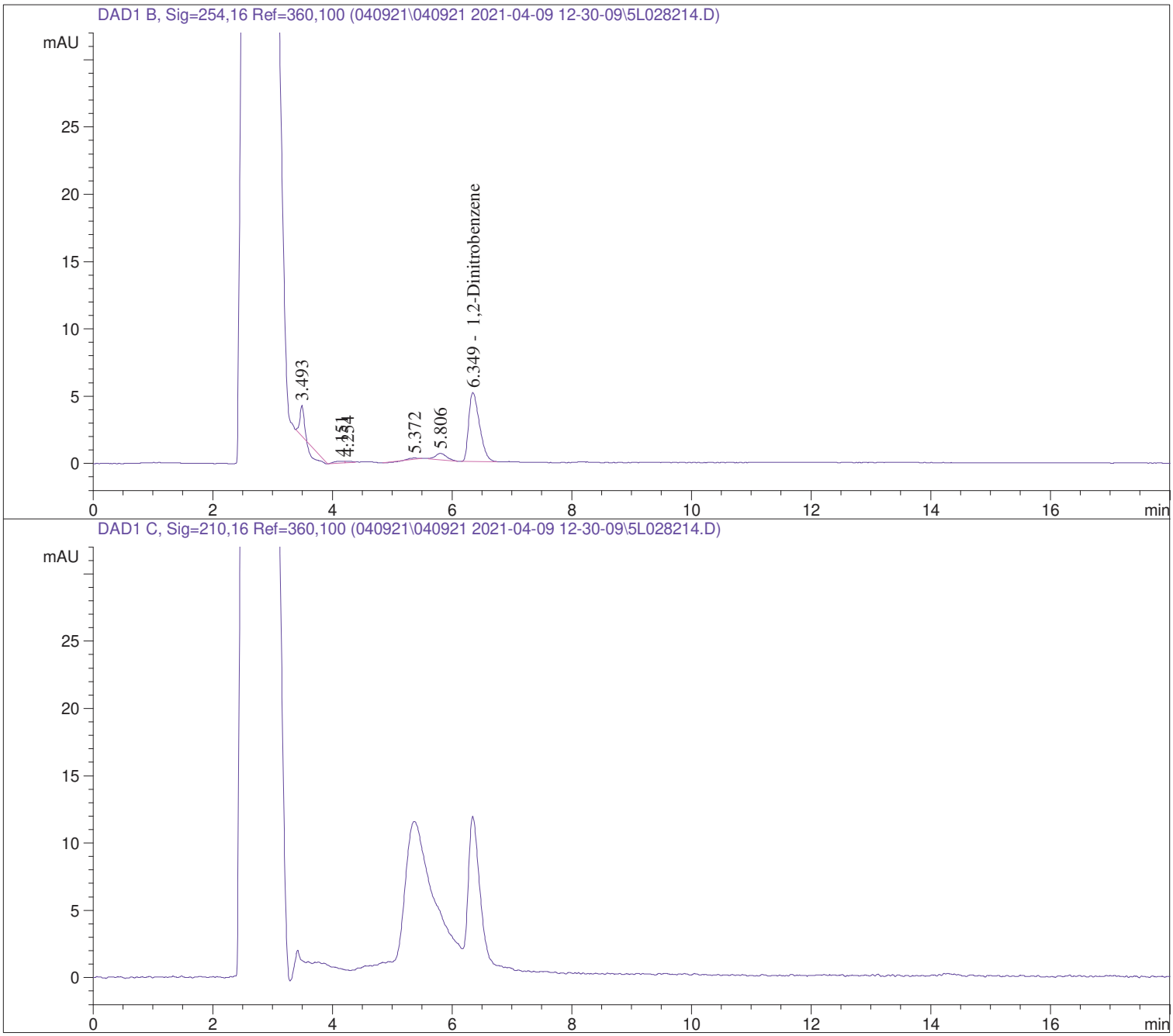

Data File C:\CHEM32\1\DATA\040921\040921 2021-04-09 12-30-09\5L028214.D
Sample Name: M1C0730-52

==========

Acq. Operator : ECL Seq. Line : 33
Acq. Instrument : HPLC5 Location : Vial 24
Injection Date : 4/10/2021 1:42:59 AM Inj : 1
Inj Volume : 100 µl
Acq. Method : C:\Chem32\1\DATA\040921\040921 2021-04-09 12-30-09\8330PLUS-PETN.M
Last changed : 4/5/2021 11:57:50 PM by JWR
Analysis Method : C:\CHEM32\1\METHODS\8330PLUS-PETNDA.M
Last changed : 4/10/2021 11:15:54 AM by ECL
Method Info : OVD-SOP#HPLC02: 8330PLUS-PETN Calibration 03/31/2021

Sample Info : 1

==========

==========

External Standard Report

==========

Sorted By : Signal
Calib. Data Modified : 4/6/2021 11:29:02 AM
Multiplier : 1.0000
Dilution : 1.0000
Use Multiplier & Dilution Factor with ISTDs

Signal 1: DAD1 B, Sig=254,16 Ref=360,100

RetTime [min]	Type	Area [mAU*s]	Amt/Area	Amount [ug/L]	Grp	Name
3.753		-	-	-		HMX
4.994		-	-	-		RDX
6.093		-	-	-		1,3,5-Trinitrobenzene
6.349	VBA	64.07720	3.56234	228.26489		1,2-Dinitrobenzene
7.259		-	-	-		1,3-Dinitrobenzene
7.516		-	-	-		Tetryl
7.963		-	-	-		Nitrobenzene
8.608		-	-	-		2,4,6-Trinitrotoluene
9.192		-	-	-		4-Amino-2,6-Dinitrotoluene
9.633		-	-	-		2-Amino-4,6-Dinitrotoluene
9.933		-	-	-		2,6-Dinitrotoluene
10.216		-	-	-		2,4-Dinitrotoluene
11.545		-	-	-		2-Nitrotoluene
12.103		-	-	-		4-Nitrotoluene
12.992		-	-	-		3-Nitrotoluene

Totals : 228.26489

Data File C:\CHEM32\1\DATA\040921\040921 2021-04-09 12-30-09\5L028214.D
Sample Name: M1C0730-52

==========

Acq. Operator : ECL Seq. Line : 33
Acq. Instrument : HPLC5 Location : Vial 24
Injection Date : 4/10/2021 1:42:59 AM Inj : 1
Inj Volume : 100 µl
Acq. Method : C:\Chem32\1\DATA\040921\040921 2021-04-09 12-30-09\8330PLUS-PETN.M
Last changed : 4/5/2021 11:57:50 PM by JWR
Analysis Method : C:\CHEM32\1\METHODS\8330PLUS-PETNDA.M
Last changed : 4/10/2021 11:15:54 AM by ECL
Method Info : OVD-SOP#HPLC02: 8330PLUS-PETN Calibration 03/31/2021

Sample Info : 1

==========

Signal 2: DAD1 C, Sig=210,16 Ref=360,100

RetTime [min]	Type	Area [mAU*s]	Amt/Area	Amount [ug/L]	Grp	Name
13.744		-	-	-		PETN

Totals : 0.00000

1 Warnings or Errors :

Warning : Calibrated compound(s) not found

==========

*** End of Report ***

Data File C:\CHEM32\1\DATA\040921\040921 2021-04-09 12-30-09\5L028215.D
Sample Name: M1C0730-53

==========

Acq. Operator : ECL
Seq. Line : 34
Acq. Instrument : HPLC5
Location : Vial 25
Injection Date : 4/10/2021 2:11:12 AM
Inj : 1
Inj Volume : 100 µl
Acq. Method : C:\Chem32\1\DATA\040921\040921 2021-04-09 12-30-09\8330PLUS-PETN.M
Last changed : 4/5/2021 11:57:50 PM by JWR
Analysis Method : C:\CHEM32\1\METHODS\8330PLUS-PETNDA.M
Last changed : 4/10/2021 11:15:54 AM by ECL
Method Info : OVD-SOP#HPLC02: 8330PLUS-PETN Calibration 03/31/2021

Sample Info : 1

==========

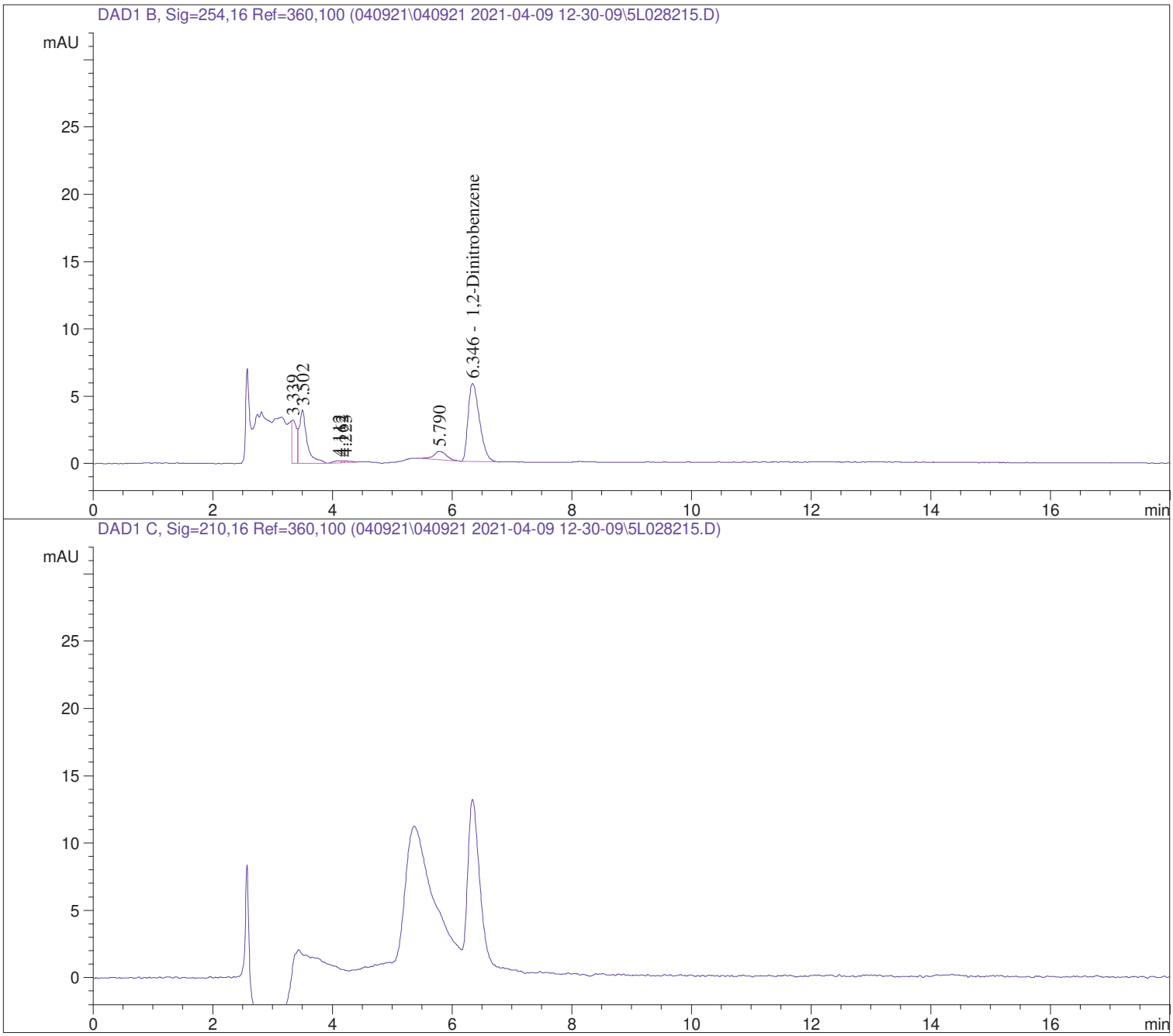

Data File C:\CHEM32\1\DATA\040921\040921 2021-04-09 12-30-09\5L028215.D
Sample Name: M1C0730-53

==========

Acq. Operator : ECL Seq. Line : 34
Acq. Instrument : HPLC5 Location : Vial 25
Injection Date : 4/10/2021 2:11:12 AM Inj : 1
Inj Volume : 100 µl
Acq. Method : C:\Chem32\1\DATA\040921\040921 2021-04-09 12-30-09\8330PLUS-PETN.M
Last changed : 4/5/2021 11:57:50 PM by JWR
Analysis Method : C:\CHEM32\1\METHODS\8330PLUS-PETNDA.M
Last changed : 4/10/2021 11:15:54 AM by ECL
Method Info : OVD-SOP#HPLC02: 8330PLUS-PETN Calibration 03/31/2021

Sample Info : 1

==========

==========

External Standard Report

==========

Sorted By : Signal
Calib. Data Modified : 4/6/2021 11:29:02 AM
Multiplier : 1.0000
Dilution : 1.0000
Use Multiplier & Dilution Factor with ISTDs

Signal 1: DAD1 B, Sig=254,16 Ref=360,100

RetTime [min]	Type	Area [mAU*s]	Amt/Area	Amount [ug/L]	Grp	Name
3.753		-	-	-		HMX
4.994		-	-	-		RDX
6.093		-	-	-		1,3,5-Trinitrobenzene
6.346	VBA	76.25877	3.56103	271.56005		1,2-Dinitrobenzene
7.259		-	-	-		1,3-Dinitrobenzene
7.516		-	-	-		Tetryl
7.963		-	-	-		Nitrobenzene
8.608		-	-	-		2,4,6-Trinitrotoluene
9.192		-	-	-		4-Amino-2,6-Dinitrotoluene
9.633		-	-	-		2-Amino-4,6-Dinitrotoluene
9.933		-	-	-		2,6-Dinitrotoluene
10.216		-	-	-		2,4-Dinitrotoluene
11.545		-	-	-		2-Nitrotoluene
12.103		-	-	-		4-Nitrotoluene
12.992		-	-	-		3-Nitrotoluene

Totals : 271.56005

Data File C:\CHEM32\1\DATA\040921\040921 2021-04-09 12-30-09\5L028215.D
Sample Name: M1C0730-53

==========

Acq. Operator : ECL
Seq. Line : 34
Acq. Instrument : HPLC5
Location : Vial 25
Injection Date : 4/10/2021 2:11:12 AM
Inj : 1
Inj Volume : 100 µl
Acq. Method : C:\Chem32\1\DATA\040921\040921 2021-04-09 12-30-09\8330PLUS-PETN.M
Last changed : 4/5/2021 11:57:50 PM by JWR
Analysis Method : C:\CHEM32\1\METHODS\8330PLUS-PETNDA.M
Last changed : 4/10/2021 11:15:54 AM by ECL
Method Info : OVD-SOP#HPLC02: 8330PLUS-PETN Calibration 03/31/2021

Sample Info : 1

==========

Signal 2: DAD1 C, Sig=210,16 Ref=360,100

RetTime [min]	Type	Area [mAU*s]	Amt/Area	Amount [ug/L]	Grp	Name
13.744		-	-	-		PETN

Totals : 0.00000

1 Warnings or Errors :

Warning : Calibrated compound(s) not found

==========

*** End of Report ***

Data File C:\CHEM32\1\DATA\040921\040921 2021-04-09 12-30-09\5L028216.D
Sample Name: M1C0730-54

==========

Acq. Operator : ECL
Seq. Line : 35
Acq. Instrument : HPLC5
Location : Vial 26
Injection Date : 4/10/2021 2:39:19 AM
Inj : 1
Inj Volume : 100 µl
Acq. Method : C:\Chem32\1\DATA\040921\040921 2021-04-09 12-30-09\8330PLUS-PETN.M
Last changed : 4/5/2021 11:57:50 PM by JWR
Analysis Method : C:\CHEM32\1\METHODS\8330PLUS-PETNDA.M
Last changed : 4/10/2021 11:15:54 AM by ECL
Method Info : OVD-SOP#HPLC02: 8330PLUS-PETN Calibration 03/31/2021

Sample Info : 1

==========

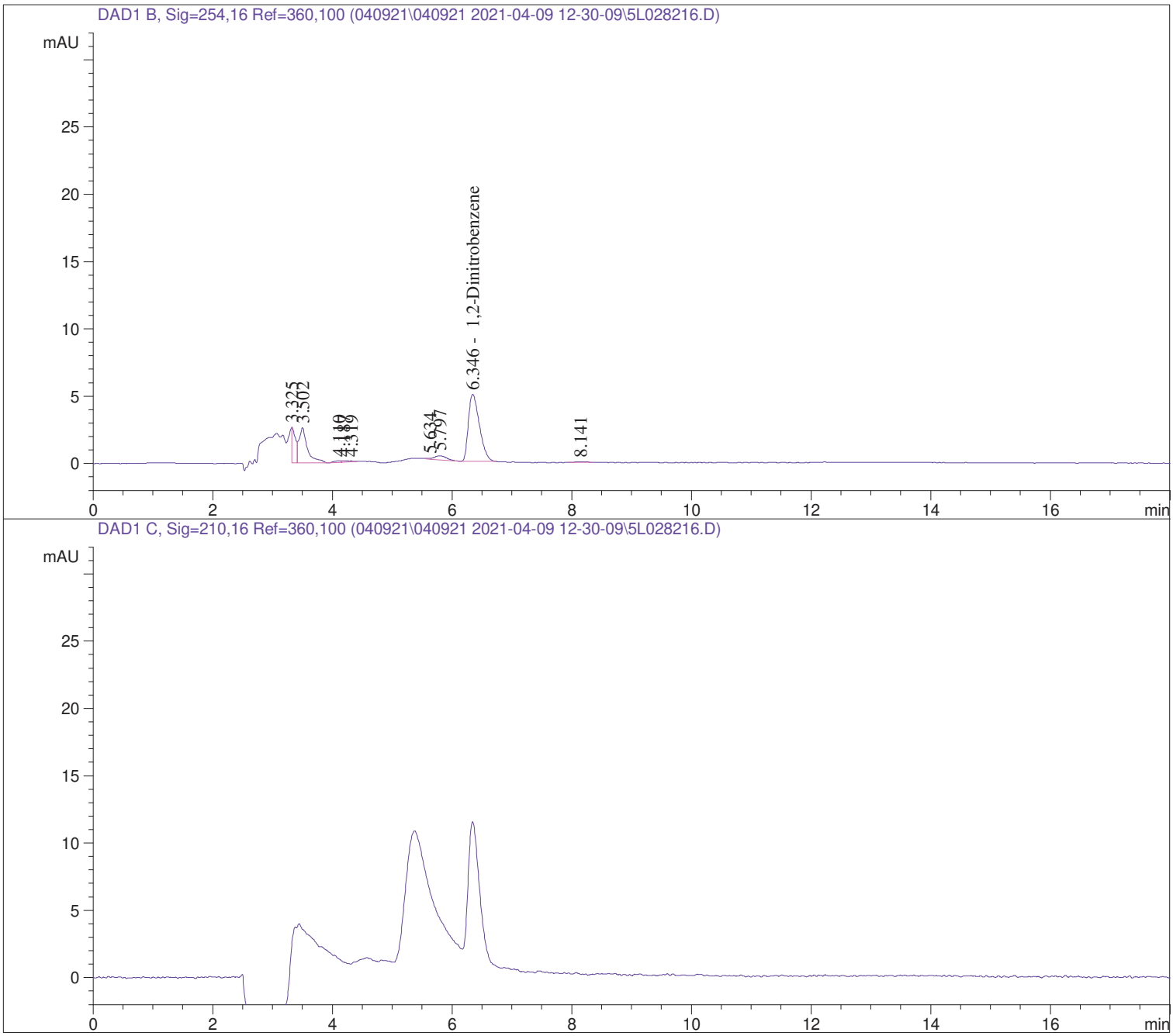

Data File C:\CHEM32\1\DATA\040921\040921 2021-04-09 12-30-09\5L028216.D
Sample Name: M1C0730-54

==========

Acq. Operator : ECL Seq. Line : 35
Acq. Instrument : HPLC5 Location : Vial 26
Injection Date : 4/10/2021 2:39:19 AM Inj : 1
Inj Volume : 100 µl
Acq. Method : C:\Chem32\1\DATA\040921\040921 2021-04-09 12-30-09\8330PLUS-PETN.M
Last changed : 4/5/2021 11:57:50 PM by JWR
Analysis Method : C:\CHEM32\1\METHODS\8330PLUS-PETNDA.M
Last changed : 4/10/2021 11:15:54 AM by ECL
Method Info : OVD-SOP#HPLC02: 8330PLUS-PETN Calibration 03/31/2021

Sample Info : 1

==========

==========

External Standard Report

==========

Sorted By : Signal
Calib. Data Modified : 4/6/2021 11:29:02 AM
Multiplier : 1.0000
Dilution : 1.0000
Use Multiplier & Dilution Factor with ISTDs

Signal 1: DAD1 B, Sig=254,16 Ref=360,100

RetTime [min]	Type	Area [mAU*s]	Amt/Area	Amount [ug/L]	Grp	Name
3.753		-	-	-		HMX
4.994		-	-	-		RDX
6.093		-	-	-		1,3,5-Trinitrobenzene
6.346	VBA	63.63831	3.56240	226.70499		1,2-Dinitrobenzene
7.259		-	-	-		1,3-Dinitrobenzene
7.516		-	-	-		Tetryl
7.963		-	-	-		Nitrobenzene
8.608		-	-	-		2,4,6-Trinitrotoluene
9.192		-	-	-		4-Amino-2,6-Dinitrotoluene
9.633		-	-	-		2-Amino-4,6-Dinitrotoluene
9.933		-	-	-		2,6-Dinitrotoluene
10.216		-	-	-		2,4-Dinitrotoluene
11.545		-	-	-		2-Nitrotoluene
12.103		-	-	-		4-Nitrotoluene
12.992		-	-	-		3-Nitrotoluene

Totals : 226.70499

Data File C:\CHEM32\1\DATA\040921\040921 2021-04-09 12-30-09\5L028216.D
Sample Name: M1C0730-54

==========

Acq. Operator : ECL
Seq. Line : 35
Acq. Instrument : HPLC5
Location : Vial 26
Injection Date : 4/10/2021 2:39:19 AM
Inj : 1
Inj Volume : 100 µl
Acq. Method : C:\Chem32\1\DATA\040921\040921 2021-04-09 12-30-09\8330PLUS-PETN.M
Last changed : 4/5/2021 11:57:50 PM by JWR
Analysis Method : C:\CHEM32\1\METHODS\8330PLUS-PETNDA.M
Last changed : 4/10/2021 11:15:54 AM by ECL
Method Info : OVD-SOP#HPLC02: 8330PLUS-PETN Calibration 03/31/2021

Sample Info : 1

==========

Signal 2: DAD1 C, Sig=210,16 Ref=360,100

RetTime [min]	Type	Area [mAU*s]	Amt/Area	Amount [ug/L]	Grp	Name
13.744		-	-	-		PETN

Totals : 0.00000

1 Warnings or Errors :

Warning : Calibrated compound(s) not found

==========

*** End of Report ***

Data File C:\CHEM32\1\DATA\040921\040921 2021-04-09 12-30-09\5L028218.D
Sample Name: M1C0730-55

==========

Acq. Operator : ECL
Seq. Line : 37
Acq. Instrument : HPLC5
Location : Vial 27
Injection Date : 4/10/2021 3:35:42 AM
Inj : 1
Inj Volume : 100 µl
Acq. Method : C:\Chem32\1\DATA\040921\040921 2021-04-09 12-30-09\8330PLUS-PETN.M
Last changed : 4/5/2021 11:57:50 PM by JWR
Analysis Method : C:\CHEM32\1\METHODS\8330PLUS-PETNDA.M
Last changed : 4/10/2021 11:15:54 AM by ECL
Method Info : OVD-SOP#HPLC02: 8330PLUS-PETN Calibration 03/31/2021

Sample Info : 1

==========

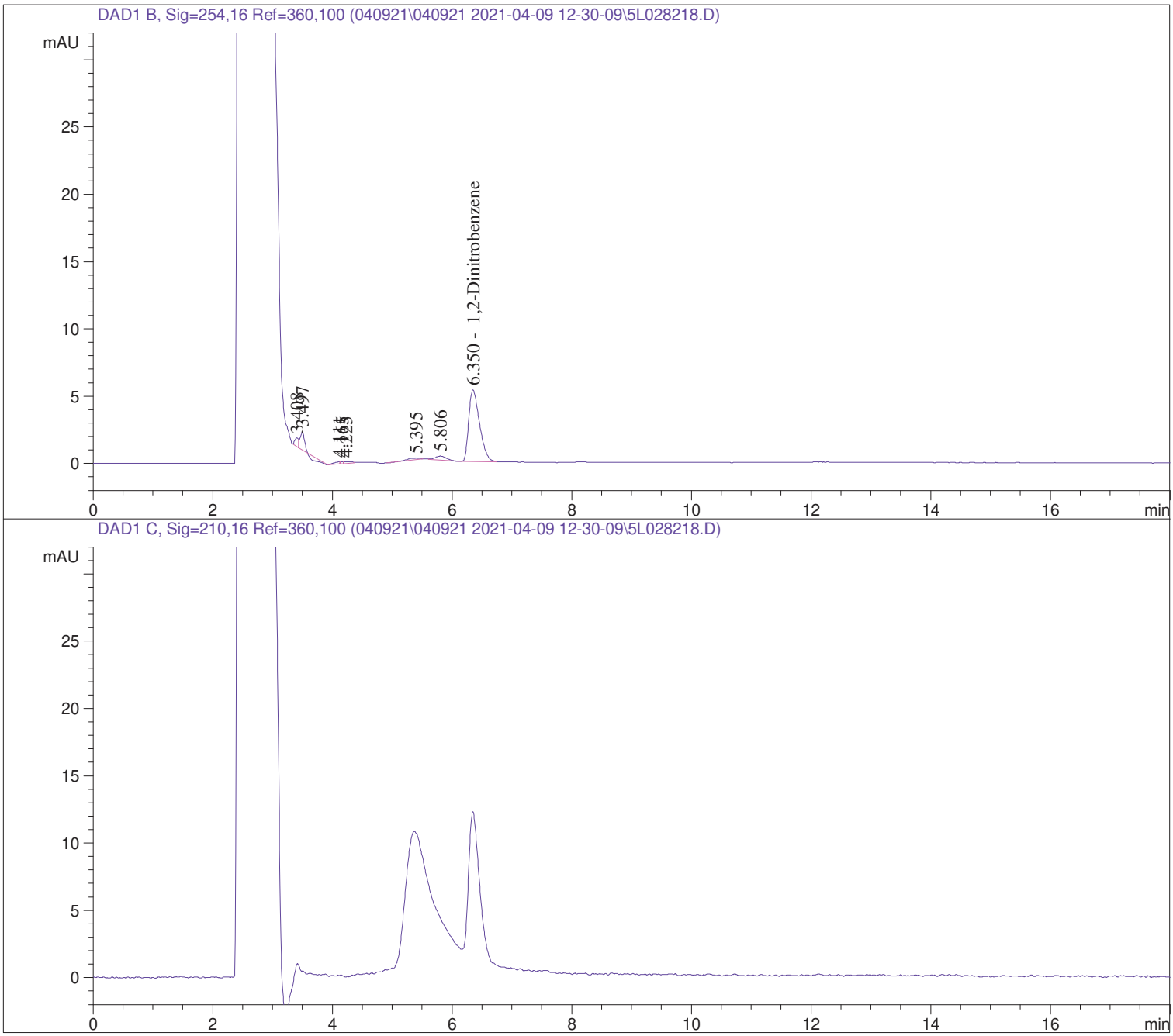

Data File C:\CHEM32\1\DATA\040921\040921 2021-04-09 12-30-09\5L028218.D
Sample Name: M1C0730-55

==========

Acq. Operator : ECL Seq. Line : 37
Acq. Instrument : HPLC5 Location : Vial 27
Injection Date : 4/10/2021 3:35:42 AM Inj : 1
Inj Volume : 100 µl
Acq. Method : C:\Chem32\1\DATA\040921\040921 2021-04-09 12-30-09\8330PLUS-PETN.M
Last changed : 4/5/2021 11:57:50 PM by JWR
Analysis Method : C:\CHEM32\1\METHODS\8330PLUS-PETNDA.M
Last changed : 4/10/2021 11:15:54 AM by ECL
Method Info : OVD-SOP#HPLC02: 8330PLUS-PETN Calibration 03/31/2021

Sample Info : 1

==========

==========

External Standard Report

==========

Sorted By : Signal
Calib. Data Modified : 4/6/2021 11:29:02 AM
Multiplier : 1.0000
Dilution : 1.0000
Use Multiplier & Dilution Factor with ISTDs

Signal 1: DAD1 B, Sig=254,16 Ref=360,100

RetTime [min]	Type	Area [mAU*s]	Amt/Area	Amount [ug/L]	Grp	Name
3.753		-	-	-		HMX
4.994		-	-	-		RDX
6.093		-	-	-		1,3,5-Trinitrobenzene
6.350	VBA	66.72322	3.56202	237.66925		1,2-Dinitrobenzene
7.259		-	-	-		1,3-Dinitrobenzene
7.516		-	-	-		Tetryl
7.963		-	-	-		Nitrobenzene
8.608		-	-	-		2,4,6-Trinitrotoluene
9.192		-	-	-		4-Amino-2,6-Dinitrotoluene
9.633		-	-	-		2-Amino-4,6-Dinitrotoluene
9.933		-	-	-		2,6-Dinitrotoluene
10.216		-	-	-		2,4-Dinitrotoluene
11.545		-	-	-		2-Nitrotoluene
12.103		-	-	-		4-Nitrotoluene
12.992		-	-	-		3-Nitrotoluene

Totals : 237.66925

Data File C:\CHEM32\1\DATA\040921\040921 2021-04-09 12-30-09\5L028218.D
Sample Name: M1C0730-55

==========

Acq. Operator : ECL
Seq. Line : 37
Acq. Instrument : HPLC5
Location : Vial 27
Injection Date : 4/10/2021 3:35:42 AM
Inj : 1
Inj Volume : 100 µl
Acq. Method : C:\Chem32\1\DATA\040921\040921 2021-04-09 12-30-09\8330PLUS-PETN.M
Last changed : 4/5/2021 11:57:50 PM by JWR
Analysis Method : C:\CHEM32\1\METHODS\8330PLUS-PETNDA.M
Last changed : 4/10/2021 11:15:54 AM by ECL
Method Info : OVD-SOP#HPLC02: 8330PLUS-PETN Calibration 03/31/2021

Sample Info : 1

==========

Signal 2: DAD1 C, Sig=210,16 Ref=360,100

RetTime [min]	Type	Area [mAU*s]	Amt/Area	Amount [ug/L]	Grp	Name
13.744		-	-	-		PETN

Totals : 0.00000

1 Warnings or Errors :

Warning : Calibrated compound(s) not found

==========

*** End of Report ***

Data File C:\CHEM32\1\DATA\040921\040921 2021-04-09 12-30-09\5L028219.D
Sample Name: M1C0730-56

==========

Acq. Operator : ECL
Seq. Line : 38
Acq. Instrument : HPLC5
Location : Vial 28
Injection Date : 4/10/2021 4:03:55 AM
Inj : 1
Inj Volume : 100 µl
Acq. Method : C:\Chem32\1\DATA\040921\040921 2021-04-09 12-30-09\8330PLUS-PETN.M
Last changed : 4/5/2021 11:57:50 PM by JWR
Analysis Method : C:\CHEM32\1\METHODS\8330PLUS-PETNDA.M
Last changed : 4/10/2021 11:15:54 AM by ECL
Method Info : OVD-SOP#HPLC02: 8330PLUS-PETN Calibration 03/31/2021

Sample Info : 1

==========

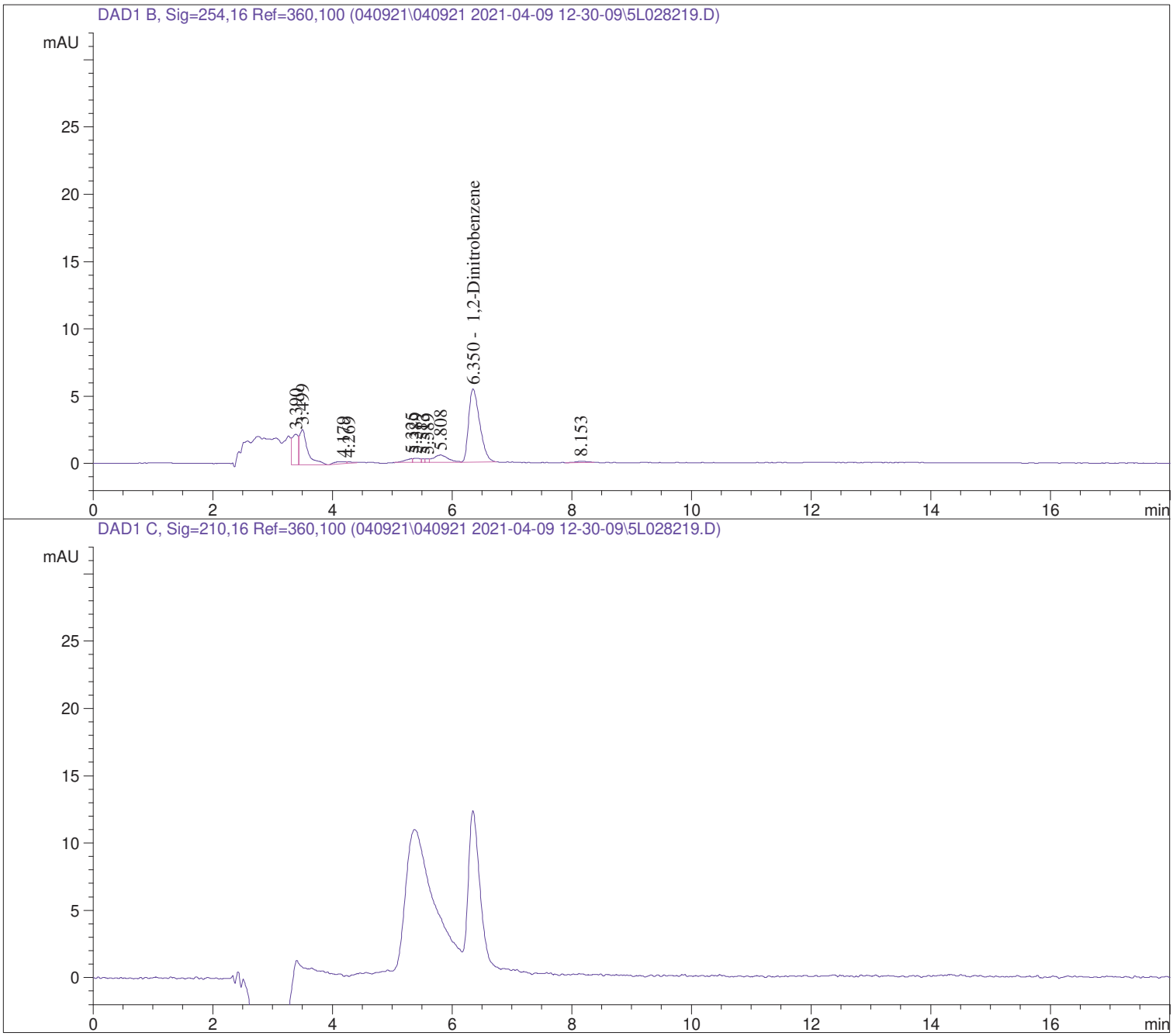

Data File C:\CHEM32\1\DATA\040921\040921 2021-04-09 12-30-09\5L028219.D
Sample Name: M1C0730-56

==========

Acq. Operator : ECL Seq. Line : 38
Acq. Instrument : HPLC5 Location : Vial 28
Injection Date : 4/10/2021 4:03:55 AM Inj : 1
Inj Volume : 100 µl
Acq. Method : C:\Chem32\1\DATA\040921\040921 2021-04-09 12-30-09\8330PLUS-PETN.M
Last changed : 4/5/2021 11:57:50 PM by JWR
Analysis Method : C:\CHEM32\1\METHODS\8330PLUS-PETNDA.M
Last changed : 4/10/2021 11:15:54 AM by ECL
Method Info : OVD-SOP#HPLC02: 8330PLUS-PETN Calibration 03/31/2021

Sample Info : 1

==========

==========

External Standard Report

==========

Sorted By : Signal
Calib. Data Modified : 4/6/2021 11:29:02 AM
Multiplier : 1.0000
Dilution : 1.0000
Use Multiplier & Dilution Factor with ISTDs

Signal 1: DAD1 B, Sig=254,16 Ref=360,100

RetTime [min]	Type	Area [mAU*s]	Amt/Area	Amount [ug/L]	Grp	Name
3.753		-	-	-		HMX
4.994		-	-	-		RDX
6.093		-	-	-		1,3,5-Trinitrobenzene
6.350	VBA	69.83633	3.56167	248.73371		1,2-Dinitrobenzene
7.259		-	-	-		1,3-Dinitrobenzene
7.516		-	-	-		Tetryl
7.963		-	-	-		Nitrobenzene
8.608		-	-	-		2,4,6-Trinitrotoluene
9.192		-	-	-		4-Amino-2,6-Dinitrotoluene
9.633		-	-	-		2-Amino-4,6-Dinitrotoluene
9.933		-	-	-		2,6-Dinitrotoluene
10.216		-	-	-		2,4-Dinitrotoluene
11.545		-	-	-		2-Nitrotoluene
12.103		-	-	-		4-Nitrotoluene
12.992		-	-	-		3-Nitrotoluene

Totals : 248.73371

Data File C:\CHEM32\1\DATA\040921\040921 2021-04-09 12-30-09\5L028219.D
Sample Name: M1C0730-56

==========

Acq. Operator : ECL
Seq. Line : 38
Acq. Instrument : HPLC5
Location : Vial 28
Injection Date : 4/10/2021 4:03:55 AM
Inj : 1
Inj Volume : 100 µl
Acq. Method : C:\Chem32\1\DATA\040921\040921 2021-04-09 12-30-09\8330PLUS-PETN.M
Last changed : 4/5/2021 11:57:50 PM by JWR
Analysis Method : C:\CHEM32\1\METHODS\8330PLUS-PETNDA.M
Last changed : 4/10/2021 11:15:54 AM by ECL
Method Info : OVD-SOP#HPLC02: 8330PLUS-PETN Calibration 03/31/2021

Sample Info : 1

==========

Signal 2: DAD1 C, Sig=210,16 Ref=360,100

RetTime [min]	Type	Area [mAU*s]	Amt/Area	Amount [ug/L]	Grp	Name
13.744		-	-	-		PETN

Totals : 0.00000

1 Warnings or Errors :

Warning : Calibrated compound(s) not found

==========

*** End of Report ***

Data File C:\CHEM32\1\DATA\040921\040921 2021-04-09 12-30-09\5L028220.D
Sample Name: M1C0730-57

==========

Acq. Operator : ECL
Seq. Line : 39
Acq. Instrument : HPLC5
Location : Vial 29
Injection Date : 4/10/2021 4:32:08 AM
Inj : 1
Inj Volume : 100 µl
Acq. Method : C:\Chem32\1\DATA\040921\040921 2021-04-09 12-30-09\8330PLUS-PETN.M
Last changed : 4/5/2021 11:57:50 PM by JWR
Analysis Method : C:\CHEM32\1\METHODS\8330PLUS-PETNDA.M
Last changed : 4/10/2021 11:15:54 AM by ECL
Method Info : OVD-SOP#HPLC02: 8330PLUS-PETN Calibration 03/31/2021

Sample Info : 1

==========

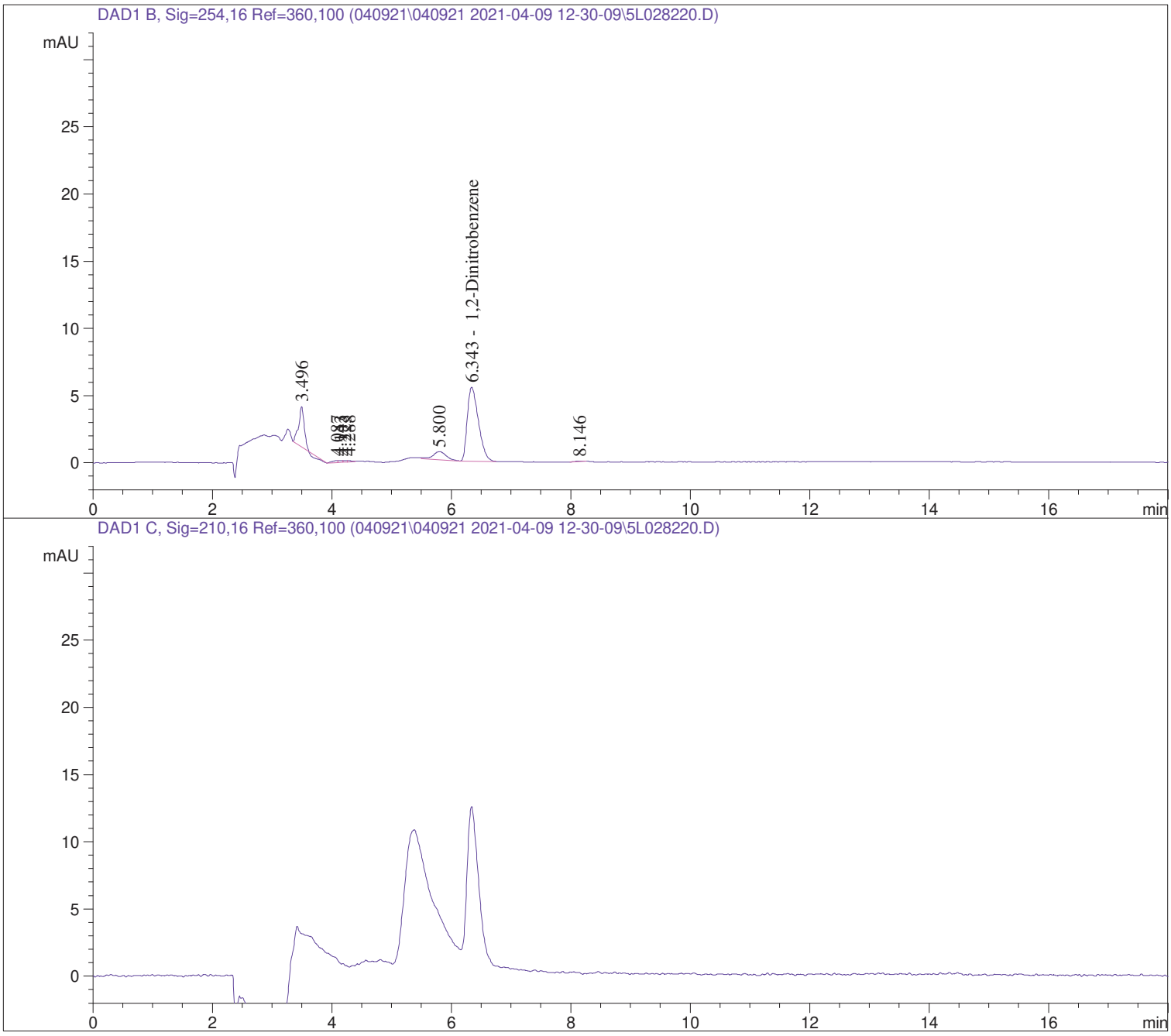

Data File C:\CHEM32\1\DATA\040921\040921 2021-04-09 12-30-09\5L028220.D
Sample Name: M1C0730-57

==========

Acq. Operator : ECL Seq. Line : 39
Acq. Instrument : HPLC5 Location : Vial 29
Injection Date : 4/10/2021 4:32:08 AM Inj : 1
Inj Volume : 100 µl
Acq. Method : C:\Chem32\1\DATA\040921\040921 2021-04-09 12-30-09\8330PLUS-PETN.M
Last changed : 4/5/2021 11:57:50 PM by JWR
Analysis Method : C:\CHEM32\1\METHODS\8330PLUS-PETNDA.M
Last changed : 4/10/2021 11:15:54 AM by ECL
Method Info : OVD-SOP#HPLC02: 8330PLUS-PETN Calibration 03/31/2021

Sample Info : 1

==========

==========

External Standard Report

==========

Sorted By : Signal
Calib. Data Modified : 4/6/2021 11:29:02 AM
Multiplier : 1.0000
Dilution : 1.0000
Use Multiplier & Dilution Factor with ISTDs

Signal 1: DAD1 B, Sig=254,16 Ref=360,100

RetTime [min]	Type	Area [mAU*s]	Amt/Area	Amount [ug/L]	Grp	Name
3.753		-	-	-		HMX
4.994		-	-	-		RDX
6.093		-	-	-		1,3,5-Trinitrobenzene
6.343	VBA	71.15186	3.56153	253.40933		1,2-Dinitrobenzene
7.259		-	-	-		1,3-Dinitrobenzene
7.516		-	-	-		Tetryl
7.963		-	-	-		Nitrobenzene
8.608		-	-	-		2,4,6-Trinitrotoluene
9.192		-	-	-		4-Amino-2,6-Dinitrotoluene
9.633		-	-	-		2-Amino-4,6-Dinitrotoluene
9.933		-	-	-		2,6-Dinitrotoluene
10.216		-	-	-		2,4-Dinitrotoluene
11.545		-	-	-		2-Nitrotoluene
12.103		-	-	-		4-Nitrotoluene
12.992		-	-	-		3-Nitrotoluene

Totals : 253.40933

Data File C:\CHEM32\1\DATA\040921\040921 2021-04-09 12-30-09\5L028220.D
Sample Name: M1C0730-57

==========

Acq. Operator : ECL
Seq. Line : 39
Acq. Instrument : HPLC5
Location : Vial 29
Injection Date : 4/10/2021 4:32:08 AM
Inj : 1
Inj Volume : 100 µl
Acq. Method : C:\Chem32\1\DATA\040921\040921 2021-04-09 12-30-09\8330PLUS-PETN.M
Last changed : 4/5/2021 11:57:50 PM by JWR
Analysis Method : C:\CHEM32\1\METHODS\8330PLUS-PETNDA.M
Last changed : 4/10/2021 11:15:54 AM by ECL
Method Info : OVD-SOP#HPLC02: 8330PLUS-PETN Calibration 03/31/2021

Sample Info : 1

==========

Signal 2: DAD1 C, Sig=210,16 Ref=360,100

RetTime [min]	Type	Area [mAU*s]	Amt/Area	Amount [ug/L]	Grp	Name
13.744		-	-	-		PETN

Totals : 0.00000

1 Warnings or Errors :

Warning : Calibrated compound(s) not found

==========

*** End of Report ***

Data File C:\CHEM32\1\DATA\040921\040921 2021-04-09 12-30-09\5L028221.D
Sample Name: M1C0730-58

==========

Acq. Operator : ECL
Seq. Line : 40
Acq. Instrument : HPLC5
Location : Vial 30
Injection Date : 4/10/2021 5:00:20 AM
Inj : 1
Inj Volume : 100 µl
Acq. Method : C:\Chem32\1\DATA\040921\040921 2021-04-09 12-30-09\8330PLUS-PETN.M
Last changed : 4/5/2021 11:57:50 PM by JWR
Analysis Method : C:\CHEM32\1\METHODS\8330PLUS-PETNDA.M
Last changed : 4/10/2021 11:15:54 AM by ECL
Method Info : OVD-SOP#HPLC02: 8330PLUS-PETN Calibration 03/31/2021

Sample Info : 1

==========

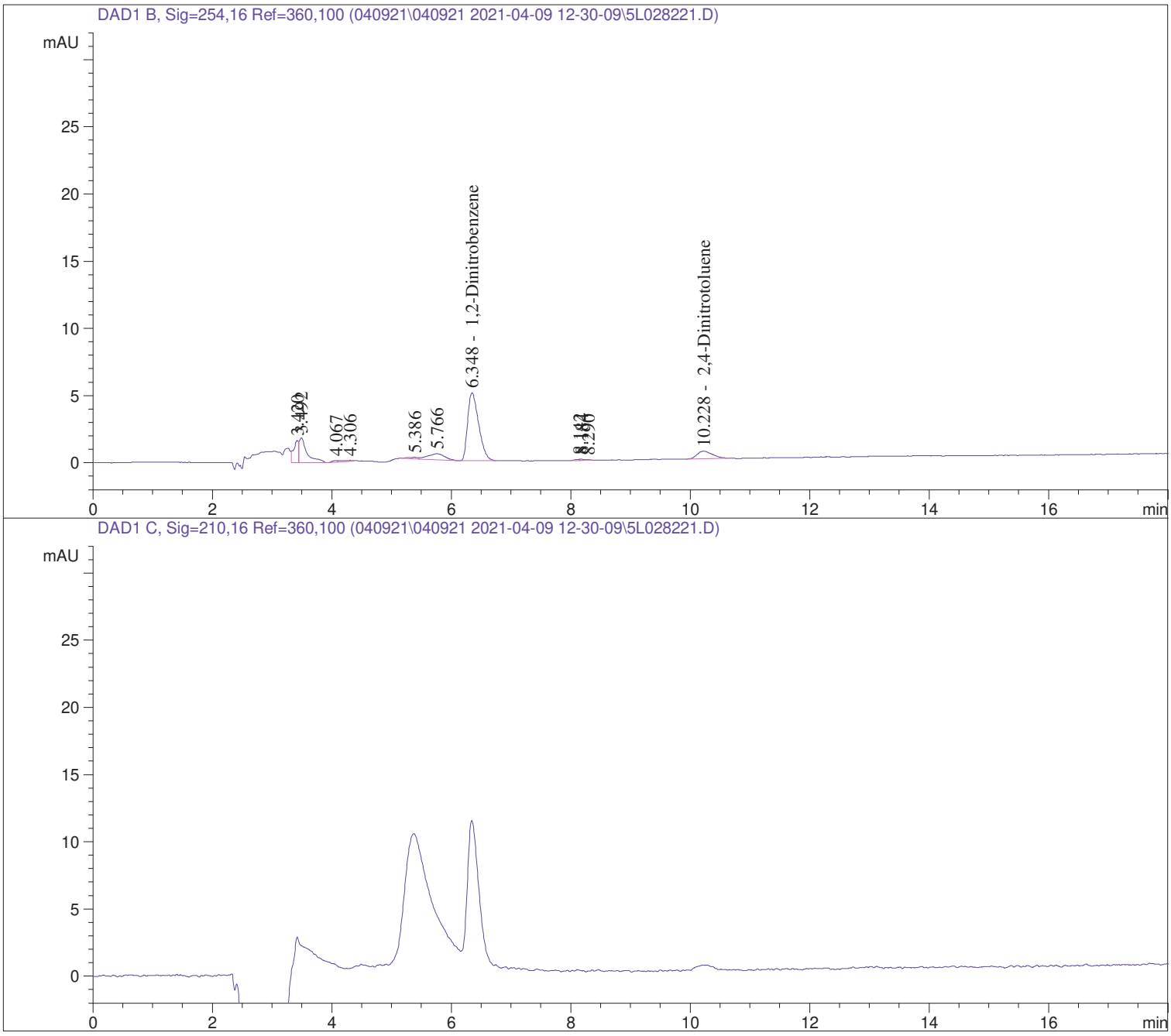

Data File C:\CHEM32\1\DATA\040921\040921 2021-04-09 12-30-09\5L028221.D
Sample Name: M1C0730-58

==========

Acq. Operator : ECL Seq. Line : 40
Acq. Instrument : HPLC5 Location : Vial 30
Injection Date : 4/10/2021 5:00:20 AM Inj : 1
Inj Volume : 100 µl
Acq. Method : C:\Chem32\1\DATA\040921\040921 2021-04-09 12-30-09\8330PLUS-PETN.M
Last changed : 4/5/2021 11:57:50 PM by JWR
Analysis Method : C:\CHEM32\1\METHODS\8330PLUS-PETNDA.M
Last changed : 4/10/2021 11:15:54 AM by ECL
Method Info : OVD-SOP#HPLC02: 8330PLUS-PETN Calibration 03/31/2021

Sample Info : 1

==========

==========

External Standard Report

==========

Sorted By : Signal
Calib. Data Modified : 4/6/2021 11:29:02 AM
Multiplier : 1.0000
Dilution : 1.0000
Use Multiplier & Dilution Factor with ISTDs

Signal 1: DAD1 B, Sig=254,16 Ref=360,100

RetTime [min]	Type	Area [mAU*s]	Amt/Area	Amount [ug/L]	Grp	Name
3.753		-	-	-		HMX
4.994		-	-	-		RDX
6.093		-	-	-		1,3,5-Trinitrobenzene
6.348	VBA	64.78813	3.56225	230.79165		1,2-Dinitrobenzene
7.259		-	-	-		1,3-Dinitrobenzene
7.516		-	-	-		Tetryl
7.963		-	-	-		Nitrobenzene
8.608		-	-	-		2,4,6-Trinitrotoluene
9.192		-	-	-		4-Amino-2,6-Dinitrotoluene
9.633		-	-	-		2-Amino-4,6-Dinitrotoluene
9.933		-	-	-		2,6-Dinitrotoluene
10.228	VV	10.35452	1.80815	18.72255		2,4-Dinitrotoluene
11.545		-	-	-		2-Nitrotoluene
12.103		-	-	-		4-Nitrotoluene
12.992		-	-	-		3-Nitrotoluene

Totals : 249.51419

Data File C:\CHEM32\1\DATA\040921\040921 2021-04-09 12-30-09\5L028221.D
Sample Name: M1C0730-58

==========

Acq. Operator : ECL
Seq. Line : 40
Acq. Instrument : HPLC5
Location : Vial 30
Injection Date : 4/10/2021 5:00:20 AM
Inj : 1
Inj Volume : 100 µl
Acq. Method : C:\Chem32\1\DATA\040921\040921 2021-04-09 12-30-09\8330PLUS-PETN.M
Last changed : 4/5/2021 11:57:50 PM by JWR
Analysis Method : C:\CHEM32\1\METHODS\8330PLUS-PETNDA.M
Last changed : 4/10/2021 11:15:54 AM by ECL
Method Info : OVD-SOP#HPLC02: 8330PLUS-PETN Calibration 03/31/2021

Sample Info : 1

==========

Signal 2: DAD1 C, Sig=210,16 Ref=360,100

RetTime [min]	Type	Area [mAU*s]	Amt/Area	Amount [ug/L]	Grp	Name
13.744		-	-	-		PETN

Totals : 0.00000

1 Warnings or Errors :

Warning : Calibrated compound(s) not found

==========

*** End of Report ***

Data File C:\CHEM32\1\DATA\040921\040921 2021-04-09 12-30-09\5L028222.D
Sample Name: M1C0730-59

==========

Acq. Operator : ECL
Seq. Line : 41
Acq. Instrument : HPLC5
Location : Vial 31
Injection Date : 4/10/2021 5:28:35 AM
Inj : 1
Inj Volume : 100 µl
Acq. Method : C:\Chem32\1\DATA\040921\040921 2021-04-09 12-30-09\8330PLUS-PETN.M
Last changed : 4/5/2021 11:57:50 PM by JWR
Analysis Method : C:\CHEM32\1\METHODS\8330PLUS-PETNDA.M
Last changed : 4/10/2021 11:15:54 AM by ECL
Method Info : OVD-SOP#HPLC02: 8330PLUS-PETN Calibration 03/31/2021

Sample Info : 1

==========

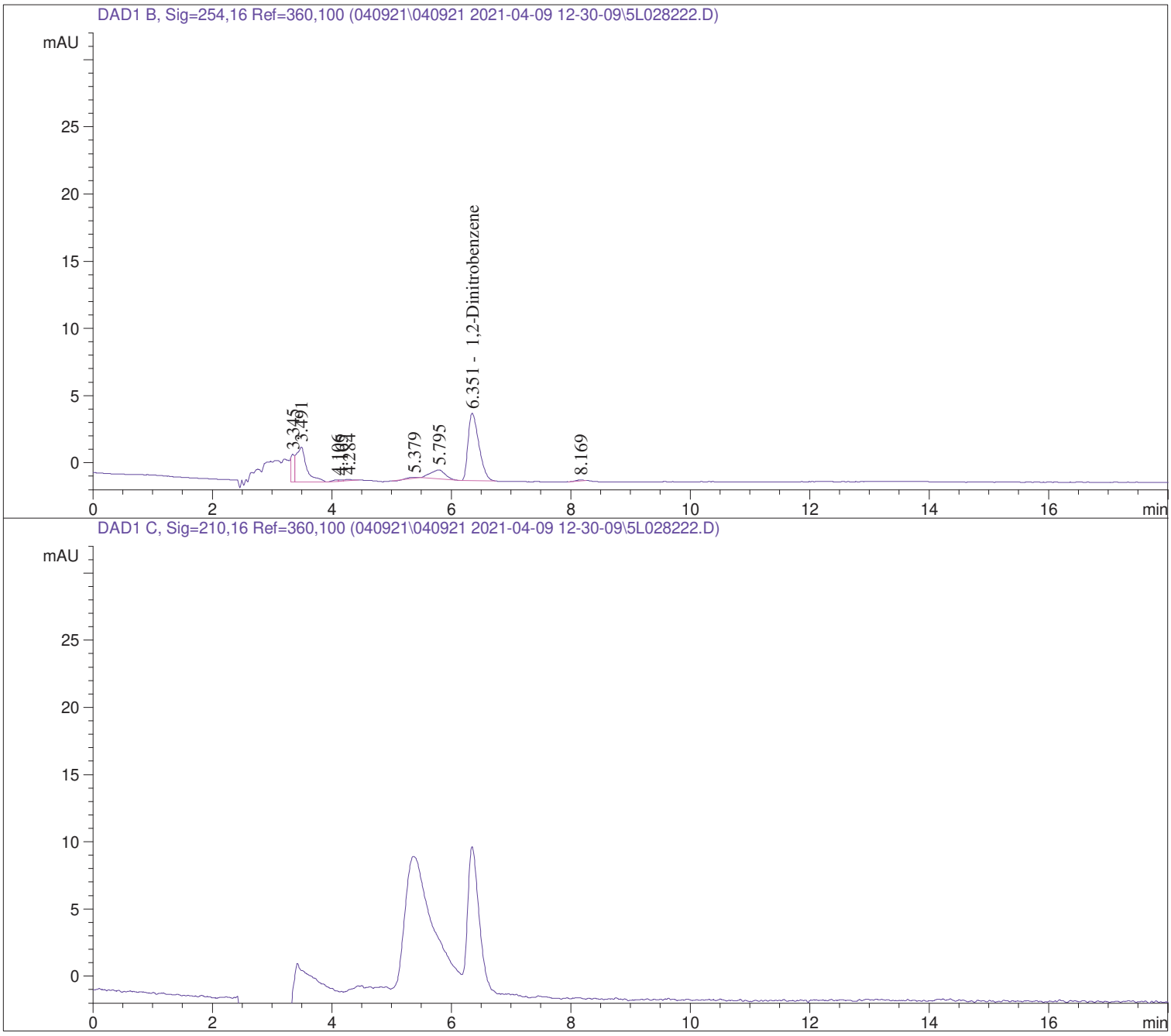

Data File C:\CHEM32\1\DATA\040921\040921 2021-04-09 12-30-09\5L028222.D
Sample Name: M1C0730-59

==========

Acq. Operator : ECL Seq. Line : 41
Acq. Instrument : HPLC5 Location : Vial 31
Injection Date : 4/10/2021 5:28:35 AM Inj : 1
Inj Volume : 100 µl
Acq. Method : C:\Chem32\1\DATA\040921\040921 2021-04-09 12-30-09\8330PLUS-PETN.M
Last changed : 4/5/2021 11:57:50 PM by JWR
Analysis Method : C:\CHEM32\1\METHODS\8330PLUS-PETNDA.M
Last changed : 4/10/2021 11:15:54 AM by ECL
Method Info : OVD-SOP#HPLC02: 8330PLUS-PETN Calibration 03/31/2021

Sample Info : 1

==========

==========

External Standard Report

==========

Sorted By : Signal
Calib. Data Modified : 4/6/2021 11:29:02 AM
Multiplier : 1.0000
Dilution : 1.0000
Use Multiplier & Dilution Factor with ISTDs

Signal 1: DAD1 B, Sig=254,16 Ref=360,100

RetTime [min]	Type	Area [mAU*s]	Amt/Area	Amount [ug/L]	Grp	Name
3.753		-	-	-		HMX
4.994		-	-	-		RDX
6.093		-	-	-		1,3,5-Trinitrobenzene
6.351	VBA	63.56626	3.56241	226.44892		1,2-Dinitrobenzene
7.259		-	-	-		1,3-Dinitrobenzene
7.516		-	-	-		Tetryl
7.963		-	-	-		Nitrobenzene
8.608		-	-	-		2,4,6-Trinitrotoluene
9.192		-	-	-		4-Amino-2,6-Dinitrotoluene
9.633		-	-	-		2-Amino-4,6-Dinitrotoluene
9.933		-	-	-		2,6-Dinitrotoluene
10.216		-	-	-		2,4-Dinitrotoluene
11.545		-	-	-		2-Nitrotoluene
12.103		-	-	-		4-Nitrotoluene
12.992		-	-	-		3-Nitrotoluene

Totals : 226.44892

Data File C:\CHEM32\1\DATA\040921\040921 2021-04-09 12-30-09\5L028222.D
Sample Name: M1C0730-59

==========

Acq. Operator : ECL
Seq. Line : 41
Acq. Instrument : HPLC5
Location : Vial 31
Injection Date : 4/10/2021 5:28:35 AM
Inj : 1
Inj Volume : 100 µl
Acq. Method : C:\Chem32\1\DATA\040921\040921 2021-04-09 12-30-09\8330PLUS-PETN.M
Last changed : 4/5/2021 11:57:50 PM by JWR
Analysis Method : C:\CHEM32\1\METHODS\8330PLUS-PETNDA.M
Last changed : 4/10/2021 11:15:54 AM by ECL
Method Info : OVD-SOP#HPLC02: 8330PLUS-PETN Calibration 03/31/2021

Sample Info : 1

==========

Signal 2: DAD1 C, Sig=210,16 Ref=360,100

RetTime [min]	Type	Area [mAU*s]	Amt/Area	Amount [ug/L]	Grp	Name
13.744		-	-	-		PETN

Totals : 0.00000

1 Warnings or Errors :

Warning : Calibrated compound(s) not found

==========

*** End of Report ***

Data File C:\CHEM32\1\DATA\041221\041221 2021-04-12 19-11-55\5L028350.D
Sample Name: M1C0730-31RE1

==========

Acq. Operator : JWR
Seq. Line : 20
Acq. Instrument : HPLC5
Location : Vial 19
Injection Date : 4/13/2021 4:10:28 AM
Inj : 1
Inj Volume : 100 µl
Acq. Method : C:\Chem32\1\DATA\041221\041221 2021-04-12 19-11-55\8330PLUS-PETN.M
Last changed : 4/12/2021 7:11:51 PM by JWR
Analysis Method : C:\CHEM32\1\METHODS\8330PLUS-PETNDA.M
Last changed : 4/13/2021 8:55:33 AM by ECL
Method Info : OVD-SOP#HPLC02: 8330PLUS-PETN Calibration 03/31/2021

Sample Info : 1

==========

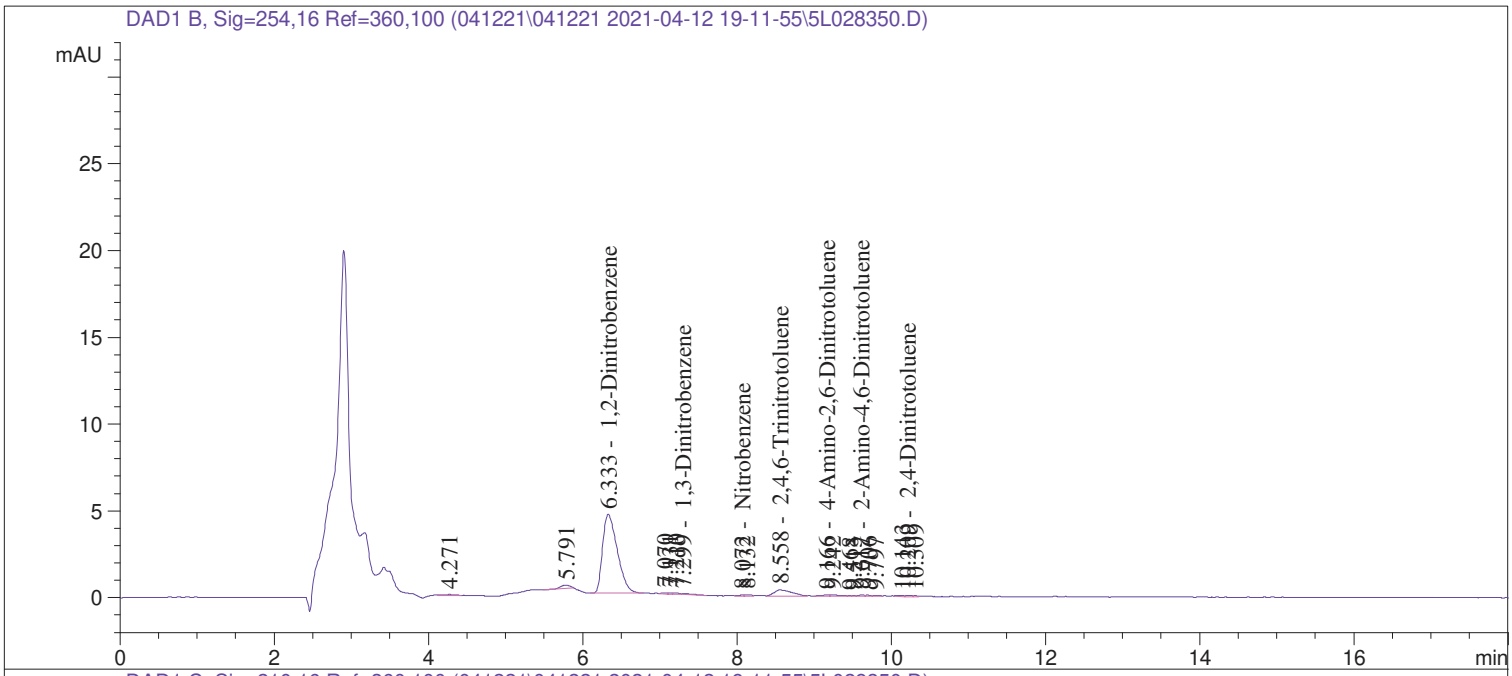

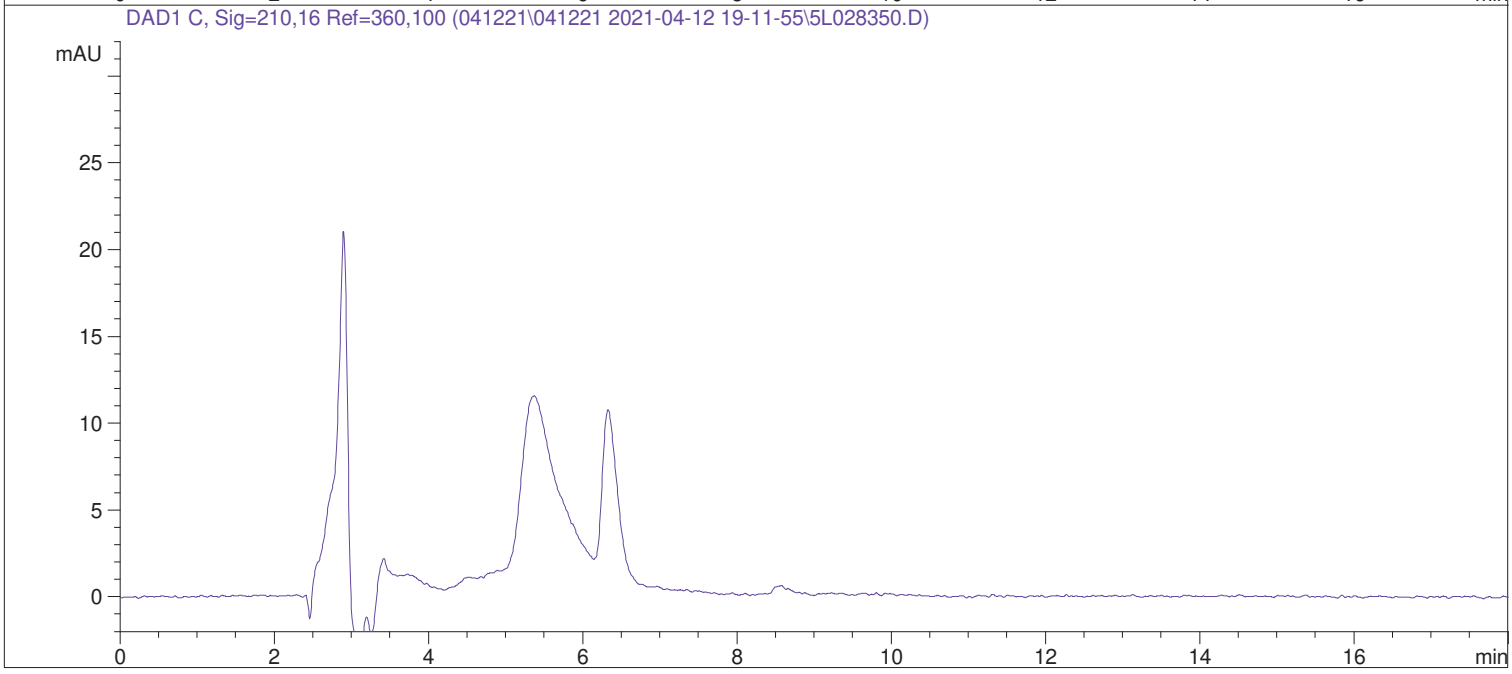

Data File C:\CHEM32\1\DATA\041221\041221 2021-04-12 19-11-55\5L028350.D
Sample Name: M1C0730-31RE1

==========

Acq. Operator : JWR Seq. Line : 20
Acq. Instrument : HPLC5 Location : Vial 19
Injection Date : 4/13/2021 4:10:28 AM Inj : 1
Inj Volume : 100 µl
Acq. Method : C:\Chem32\1\DATA\041221\041221 2021-04-12 19-11-55\8330PLUS-PETN.M
Last changed : 4/12/2021 7:11:51 PM by JWR
Analysis Method : C:\CHEM32\1\METHODS\8330PLUS-PETNDA.M
Last changed : 4/13/2021 8:55:33 AM by ECL
Method Info : OVD-SOP#HPLC02: 8330PLUS-PETN Calibration 03/31/2021

Sample Info : 1

==========

==========

External Standard Report

==========

Sorted By : Signal
Calib. Data Modified : 4/12/2021 8:36:52 AM
Multiplier : 1.0000
Dilution : 1.0000
Use Multiplier & Dilution Factor with ISTDs

Signal 1: DAD1 B, Sig=254,16 Ref=360,100

RetTime [min]	Type	Area [mAU*s]	Amt/Area	Amount [ug/L]	Grp	Name
3.753		-	-	-		HMX
4.994		-	-	-		RDX
6.093		-	-	-		1,3,5-Trinitrobenzene
6.333	BBA	60.46249	3.56283	215.41766		1,2-Dinitrobenzene
7.299	VV	7.31439e-1	1.56788	1.14681		1,3-Dinitrobenzene
7.516		-	-	-		Tetryl
8.072	VV	3.00101e-1	2.82020e-1	8.46345e-2		Nitrobenzene
8.558	VV	5.89558	2.24831	13.25507		2,4,6-Trinitrotoluene
9.166	VV	5.97001e-1	6.00405	3.58442		4-Amino-2,6-Dinitrotoluene
9.617	VV	4.82004e-1	3.95409	1.90589		2-Amino-4,6-Dinitrotoluene
9.933		-	-	-		2,6-Dinitrotoluene
10.209	VV	3.67570e-1	1.33131	4.89350e-1		2,4-Dinitrotoluene
11.545		-	-	-		2-Nitrotoluene
12.103		-	-	-		4-Nitrotoluene
12.992		-	-	-		3-Nitrotoluene

Totals : 235.88384

Data File C:\CHEM32\1\DATA\041221\041221 2021-04-12 19-11-55\5L028350.D
Sample Name: M1C0730-31RE1

==========

Acq. Operator : JWR
Seq. Line : 20
Acq. Instrument : HPLC5
Location : Vial 19
Injection Date : 4/13/2021 4:10:28 AM
Inj : 1
Inj Volume : 100 µl
Acq. Method : C:\Chem32\1\DATA\041221\041221 2021-04-12 19-11-55\8330PLUS-PETN.M
Last changed : 4/12/2021 7:11:51 PM by JWR
Analysis Method : C:\CHEM32\1\METHODS\8330PLUS-PETNDA.M
Last changed : 4/13/2021 8:55:33 AM by ECL
Method Info : OVD-SOP#HPLC02: 8330PLUS-PETN Calibration 03/31/2021

Sample Info : 1

==========

Signal 2: DAD1 C, Sig=210,16 Ref=360,100

RetTime [min]	Type	Area [mAU*s]	Amt/Area	Amount [ug/L]	Grp	Name
13.744		-	-	-		PETN

Totals : 0.00000

1 Warnings or Errors :

Warning : Calibrated compound(s) not found

==========

*** End of Report ***

MICROBAC®

Section C:
HPLC Organics
EPA 8330B
QC Sample Raw Data

Microbac Laboratories, Inc.
158 Starlite Drive | Marietta, OH 45750 | 800.373.4071 | www.microbac.com

Data File C:\CHEM32\1\DATA\030921\030921 2021-03-09 15-59-18\5L027794.D
Sample Name: B1C0516-BLK1

==========

Acq. Operator : JWR
Seq. Line : 2
Acq. Instrument : HPLC5
Location : Vial 2
Injection Date : 3/9/2021 4:53:46 PM
Inj : 1
Inj Volume : 100 µl
Acq. Method : C:\Chem32\1\DATA\030921\030921 2021-03-09 15-59-18\8330PLUS-PETN.M
Last changed : 3/9/2021 3:58:59 PM by JWR
Analysis Method : C:\CHEM32\1\METHODS\8330PLUS-PETNDA.M
Last changed : 3/10/2021 1:36:43 PM by JWR
Method Info : OVD-SOP#HPLC02: 8330PLUS-PETN Calibration 02/16/2021

Sample Info : 1 (Surr 500ppb "OC")

==========

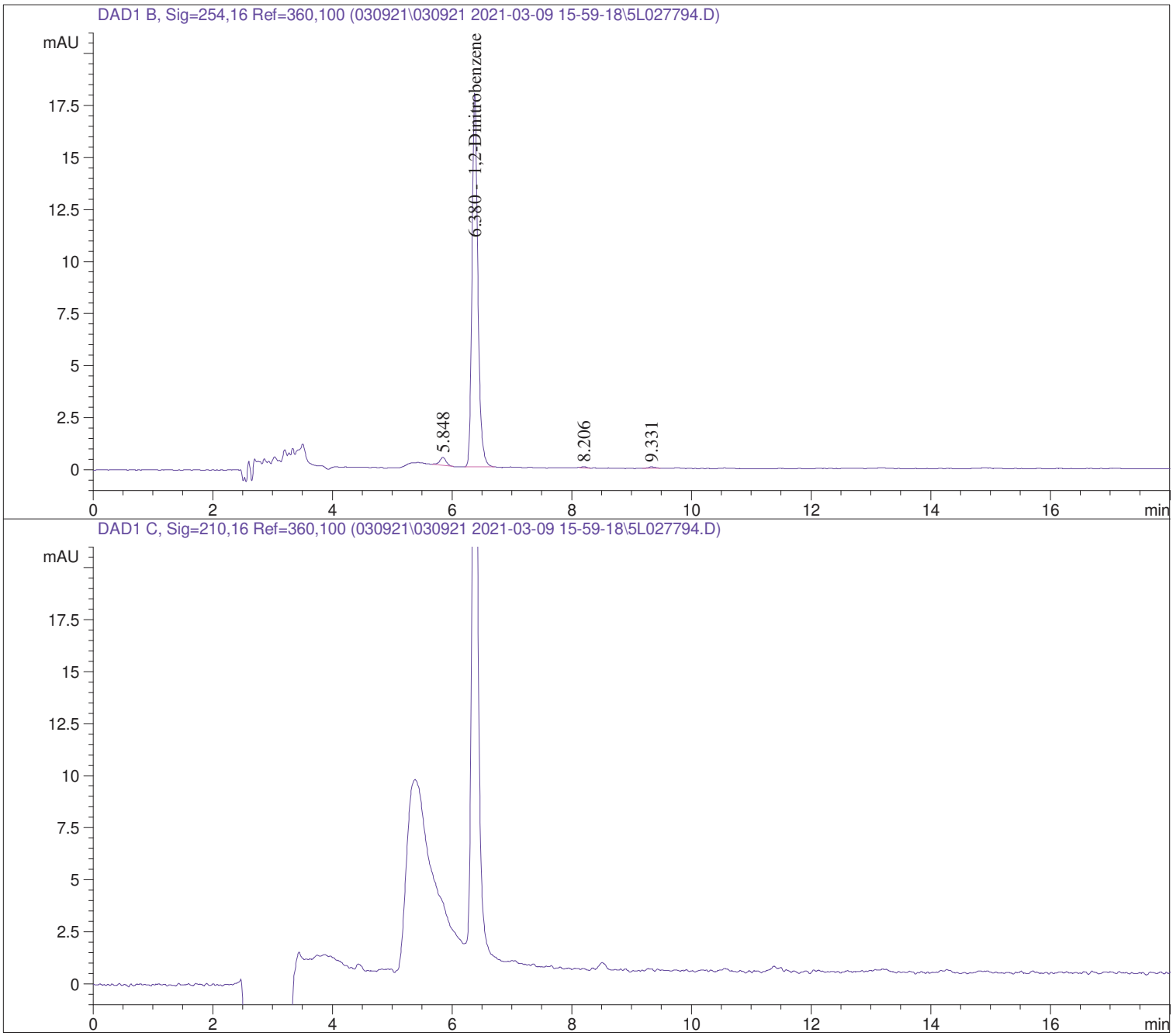

Data File C:\CHEM32\1\DATA\030921\030921 2021-03-09 15-59-18\5L027794.D
Sample Name: B1C0516-BLK1

==========

Acq. Operator : JWR Seq. Line : 2
Acq. Instrument : HPLC5 Location : Vial 2
Injection Date : 3/9/2021 4:53:46 PM Inj : 1
Inj Volume : 100 µl
Acq. Method : C:\Chem32\1\DATA\030921\030921 2021-03-09 15-59-18\8330PLUS-PETN.M
Last changed : 3/9/2021 3:58:59 PM by JWR
Analysis Method : C:\CHEM32\1\METHODS\8330PLUS-PETNDA.M
Last changed : 3/10/2021 1:36:43 PM by JWR
Method Info : OVD-SOP#HPLC02: 8330PLUS-PETN Calibration 02/16/2021

Sample Info : 1 (Surr 500ppb "OC")

==========

==========

External Standard Report

==========

Sorted By : Signal
Calib. Data Modified : 3/9/2021 5:36:24 PM
Multiplier : 1.0000
Dilution : 1.0000
Use Multiplier & Dilution Factor with ISTDs

Signal 1: DAD1 B, Sig=254,16 Ref=360,100

RetTime [min]	Type	Area [mAU*s]	Amt/Area	Amount [ug/L]	Grp	Name
3.756		-	-	-		HMX
4.991		-	-	-		RDX
6.080		-	-	-		1,3,5-Trinitrobenzene
6.380	BBA	122.48270	3.60178	441.15517		1,2-Dinitrobenzene
7.232		-	-	-		1,3-Dinitrobenzene
7.490		-	-	-		Tetryl
7.929		-	-	-		Nitrobenzene
8.576		-	-	-		2,4,6-Trinitrotoluene
9.160		-	-	-		4-Amino-2,6-Dinitrotoluene
9.596		-	-	-		2-Amino-4,6-Dinitrotoluene
9.891		-	-	-		2,6-Dinitrotoluene
10.163		-	-	-		2,4-Dinitrotoluene
11.487		-	-	-		2-Nitrotoluene
12.035		-	-	-		4-Nitrotoluene
12.917		-	-	-		3-Nitrotoluene

Totals : 441.15517

Data File C:\CHEM32\1\DATA\030921\030921 2021-03-09 15-59-18\5L027794.D
Sample Name: B1C0516-BLK1

==========

Acq. Operator : JWR Seq. Line : 2
Acq. Instrument : HPLC5 Location : Vial 2
Injection Date : 3/9/2021 4:53:46 PM Inj : 1
Inj Volume : 100 µl
Acq. Method : C:\Chem32\1\DATA\030921\030921 2021-03-09 15-59-18\8330PLUS-PETN.M
Last changed : 3/9/2021 3:58:59 PM by JWR
Analysis Method : C:\CHEM32\1\METHODS\8330PLUS-PETNDA.M
Last changed : 3/10/2021 1:36:43 PM by JWR
Method Info : OVD-SOP#HPLC02: 8330PLUS-PETN Calibration 02/16/2021

Sample Info : 1 (Surr 500ppb "OC")

==========

Signal 2: DAD1 C, Sig=210,16 Ref=360,100

RetTime [min]	Type	Area [mAU*s]	Amt/Area	Amount [ug/L]	Grp	Name
13.653		-	-	-		PETN

Totals : 0.00000

2 Warnings or Errors :

Warning : Calibration warnings (see calibration table listing)
Warning : Calibrated compound(s) not found

==========

*** End of Report ***

Data File C:\CHEM32\1\DATA\031021\031021 2021-03-10 13-57-44\6L0008438.D
Sample Name: B1C0516-BLK2

==========

Acq. Operator : JWR
Seq. Line : 2
Acq. Instrument : HPLC6
Location : 2
Injection Date : 3/10/2021 3:44:19 PM
Inj : 1
Inj Volume : 100.000 µl
Acq. Method : C:\Chem32\1\Data\031021\031021 2021-03-10 13-57-44\8330.M
Last changed : 3/10/2021 1:57:44 PM by JWR
Analysis Method : C:\CHEM32\1\METHODS\8330DATA.M
Last changed : 3/11/2021 10:31:23 AM by JWR
Method Info : OVD-SOP#HPLC02 : 8330 Calibration 23-MAY-2020

Sample Info : 1 (Surr 500ppb "OC")

==========

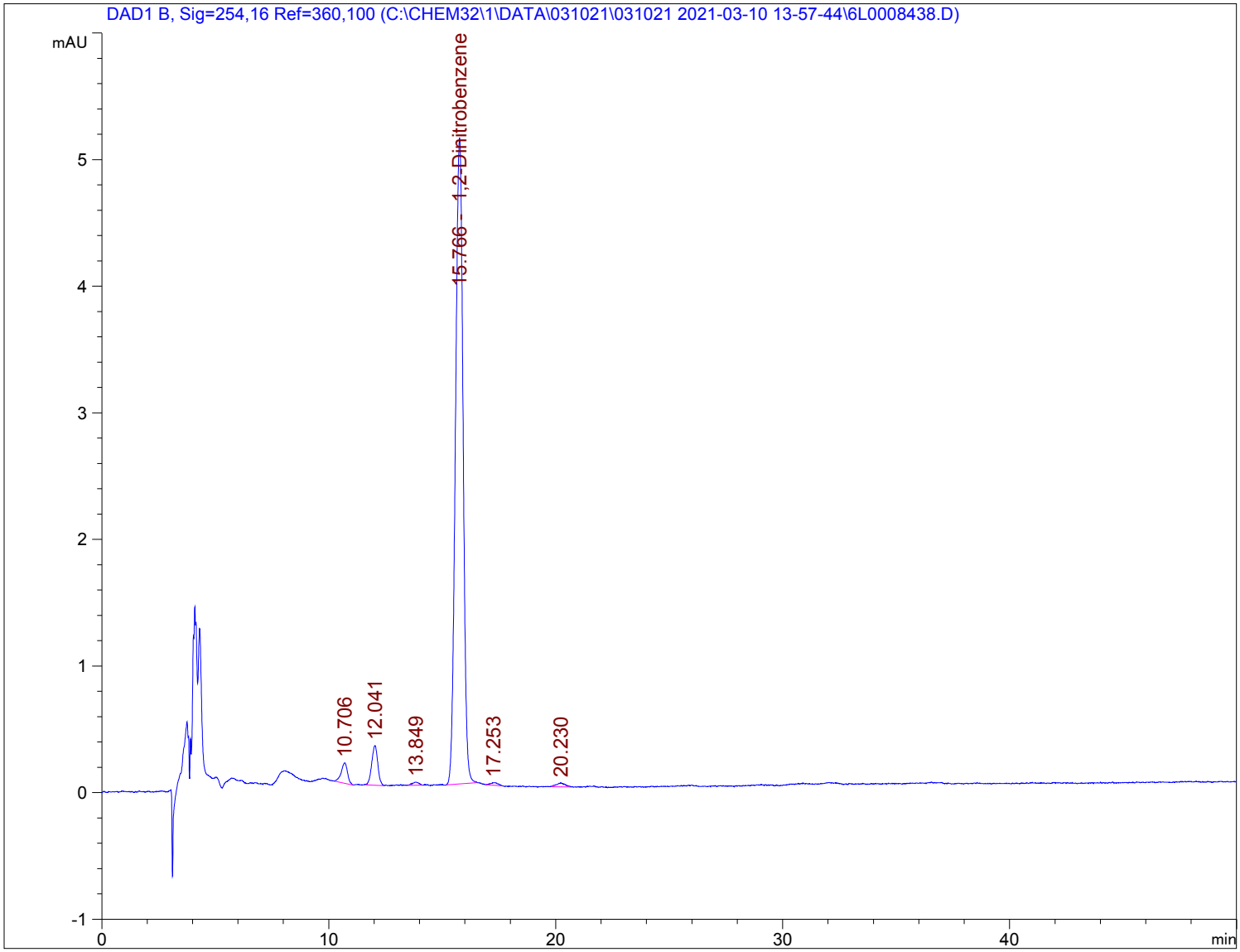

Data File C:\CHEM32\1\DATA\031021\031021 2021-03-10 13-57-44\6L0008438.D
Sample Name: B1C0516-BLK2

==========

Acq. Operator : JWR
Seq. Line : 2
Acq. Instrument : HPLC6
Location : 2
Injection Date : 3/10/2021 3:44:19 PM
Inj : 1
Inj Volume : 100.000 µl
Acq. Method : C:\Chem32\1\Data\031021\031021 2021-03-10 13-57-44\8330.M
Last changed : 3/10/2021 1:57:44 PM by JWR
Analysis Method : C:\CHEM32\1\METHODS\8330DATA.M
Last changed : 3/11/2021 10:31:23 AM by JWR
Method Info : OVD-SOP#HPLC02 : 8330 Calibration 23-MAY-2020

Sample Info : 1 (Surr 500ppb "OC")

==========

==========

External Standard Report

==========

Sorted By : Signal
Calib. Data Modified : 3/10/2021 3:35:02 PM
Multiplier : 1.0000
Dilution : 1.0000
Do not use Multiplier & Dilution Factor with ISTDs

Signal 1: DAD1 B, Sig=254,16 Ref=360,100

RetTime [min]	Type	Area [mAU*s]	Amt/Area	Amount [ug/L]	Grp	Name
8.385		-	-	-		HMX
12.720		-	-	-		RDX
13.358		-	-	-		1,3,5-Trinitrobenzene
15.766	BB	118.03677	3.62082	427.39017		1,2-Dinitrobenzene
16.587		-	-	-		1,3-Dinitrobenzene
17.800		-	-	-		Nitrobenzene
21.870		-	-	-		2,4,6-Trinitrotoluene
22.645		-	-	-		Tetryl
25.458		-	-	-		2,6-Dinitrotoluene
26.794		-	-	-		2,4-Dinitrotoluene
28.969		-	-	-		2-Nitrotoluene
31.586		-	-	-		4-Nitrotoluene
33.877		-	-	-		3-Nitrotoluene
34.786		-	-	-		4-Amino-2,6-Dinitrotoluene
37.355		-	-	-		2-Amino-4,6-Dinitrotoluene

Totals : 427.39017

1 Warnings or Errors :

Warning : Calibrated compound(s) not found

==========

*** End of Report ***

Data File C:\CHEM32\1\DATA\030921\030921 2021-03-09 15-59-18\5L027795.D
Sample Name: B1C0516-BS1

==========

Acq. Operator : JWR
Seq. Line : 3
Acq. Instrument : HPLC5
Location : Vial 3
Injection Date : 3/9/2021 5:31:56 PM
Inj : 1
Inj Volume : 100 µl
Acq. Method : C:\Chem32\1\DATA\030921\030921 2021-03-09 15-59-18\8330PLUS-PETN.M
Last changed : 3/9/2021 3:58:59 PM by JWR
Analysis Method : C:\CHEM32\1\METHODS\8330PLUS-PETNDA.M
Last changed : 3/10/2021 9:52:02 AM by JWR
Method Info : OVD-SOP#HPLC02: 8330PLUS-PETN Calibration 02/16/2021

Sample Info : 1 (500ppb "OC")

==========

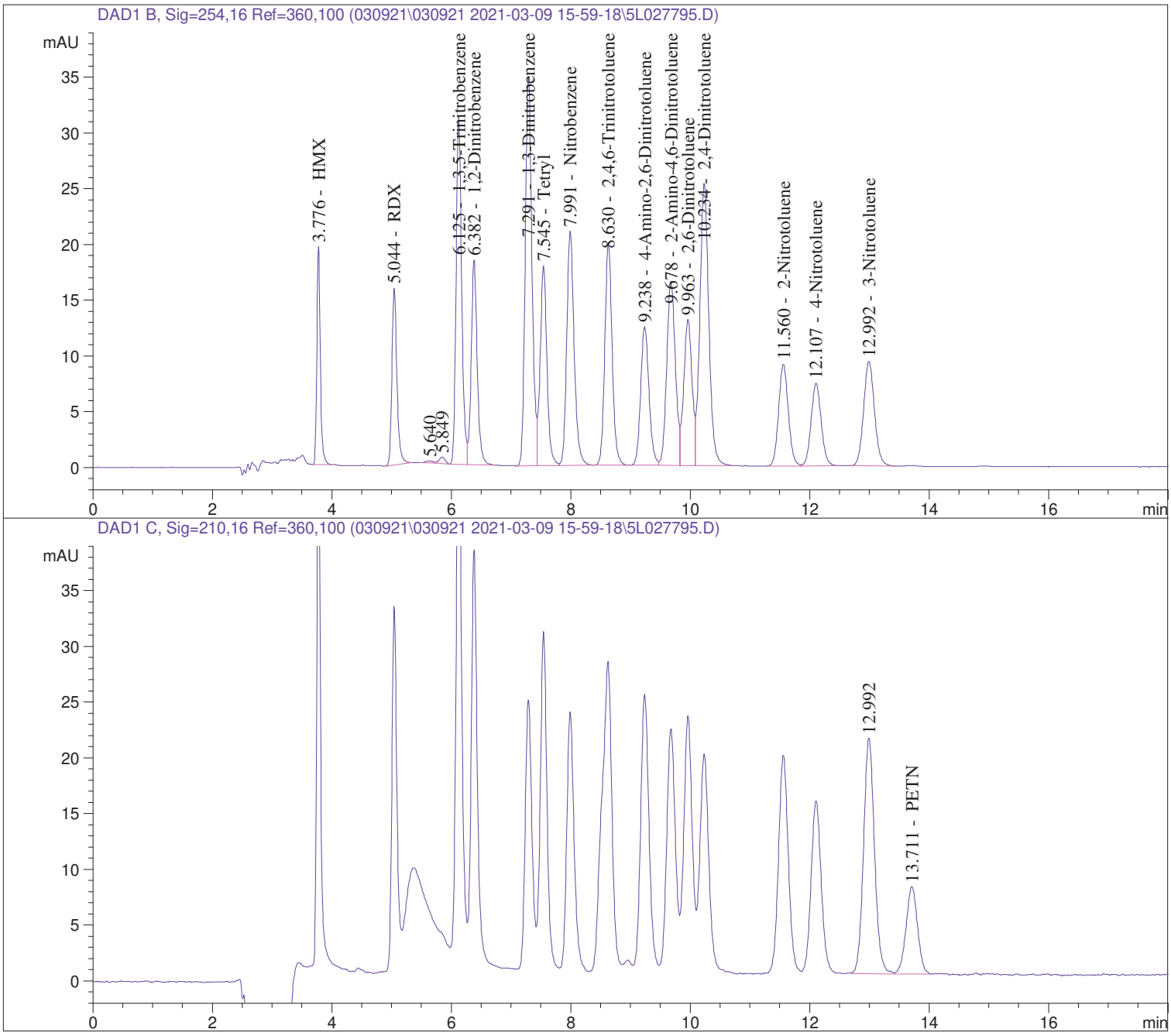

Data File C:\CHEM32\1\DATA\030921\030921 2021-03-09 15-59-18\5L027795.D
Sample Name: B1C0516-BS1

==========

Acq. Operator : JWR
Seq. Line : 3
Acq. Instrument : HPLC5
Location : Vial 3
Injection Date : 3/9/2021 5:31:56 PM
Inj : 1
Inj Volume : 100 µl
Acq. Method : C:\Chem32\1\DATA\030921\030921 2021-03-09 15-59-18\8330PLUS-PETN.M
Last changed : 3/9/2021 3:58:59 PM by JWR
Analysis Method : C:\CHEM32\1\METHODS\8330PLUS-PETNDA.M
Last changed : 3/10/2021 9:52:02 AM by JWR
Method Info : OVD-SOP#HPLC02: 8330PLUS-PETN Calibration 02/16/2021

Sample Info : 1 (500ppb "OC")

==========

==========

External Standard Report

==========

Sorted By : Signal
Calib. Data Modified : 3/9/2021 5:36:24 PM
Multiplier : 1.0000
Dilution : 1.0000
Use Multiplier & Dilution Factor with ISTDs

Signal 1: DAD1 B, Sig=254,16 Ref=360,100

RetTime [min]	Type	Area [mAU*s]	Amt/Area	Amount [ug/L]	Grp	Name
3.776	BBA	79.18959	6.23073	493.40925		HMX
5.044	BBA	92.56750	5.19757	481.12591		RDX
6.125	VV	200.14552	2.64755	529.89603		1,3,5-Trinitrobenzene
6.382	VBA	128.15469	3.60177	461.58341		1,2-Dinitrobenzene
7.291	VV	270.85388	1.78221	482.71734		1,3-Dinitrobenzene
7.545	VV	142.04750	3.19530	453.88432		Tetryl
7.991	VV	180.92458	2.63642	476.99389		Nitrobenzene
8.630	VF	170.24583	2.55855	435.58275		2,4,6-Trinitrotoluene
9.238	VV	120.53613	4.40783	531.30248		4-Amino-2,6-Dinitrotoluene
9.678	VV	166.12009	3.07520	510.85319		2-Amino-4,6-Dinitrotoluene
9.963	VV	126.70757	3.84659	487.39239		2,6-Dinitrotoluene
10.234	VBA	265.76233	1.81419	482.14401		2,4-Dinitrotoluene
11.560	BV	103.35999	4.59437	474.87455		2-Nitrotoluene
12.107	VBA	87.23548	5.46734	476.94568		4-Nitrotoluene
12.992	BBA	119.35832	4.07145	485.96128		3-Nitrotoluene

Totals : 7264.66646

Data File C:\CHEM32\1\DATA\030921\030921 2021-03-09 15-59-18\5L027795.D
Sample Name: B1C0516-BS1

==========

Acq. Operator : JWR
Seq. Line : 3
Acq. Instrument : HPLC5
Location : Vial 3
Injection Date : 3/9/2021 5:31:56 PM
Inj : 1
Inj Volume : 100 µl
Acq. Method : C:\Chem32\1\DATA\030921\030921 2021-03-09 15-59-18\8330PLUS-PETN.M
Last changed : 3/9/2021 3:58:59 PM by JWR
Analysis Method : C:\CHEM32\1\METHODS\8330PLUS-PETNDA.M
Last changed : 3/10/2021 9:52:02 AM by JWR
Method Info : OVD-SOP#HPLC02: 8330PLUS-PETN Calibration 02/16/2021

Sample Info : 1 (500ppb "OC")

==========

Signal 2: DAD1 C, Sig=210,16 Ref=360,100

RetTime [min]	Type	Area [mAU*s]	Amt/Area	Amount [ug/L]	Grp	Name
13.711	VBA	104.68329	4.06770	425.81983		PETN

Totals : 425.81983

1 Warnings or Errors :

Warning : Calibration warnings (see calibration table listing)

==========

*** End of Report ***

Data File C:\CHEM32\1\DATA\031021\031021 2021-03-10 13-57-44\6L0008439.D
Sample Name: B1C0516-BS2

==========

Acq. Operator : JWR
Seq. Line : 3
Acq. Instrument : HPLC6
Location : 3
Injection Date : 3/10/2021 5:17:08 PM
Inj : 1
Inj Volume : 100.000 µl
Acq. Method : C:\Chem32\1\Data\031021\031021 2021-03-10 13-57-44\8330.M
Last changed : 3/10/2021 1:57:44 PM by JWR
Analysis Method : C:\CHEM32\1\METHODS\8330DATA.M
Last changed : 3/11/2021 10:09:44 AM by JWR
Method Info : OVD-SOP#HPLC02 : 8330 Calibration 23-MAY-2020

Sample Info : 1 (500ppb "OC")

==========

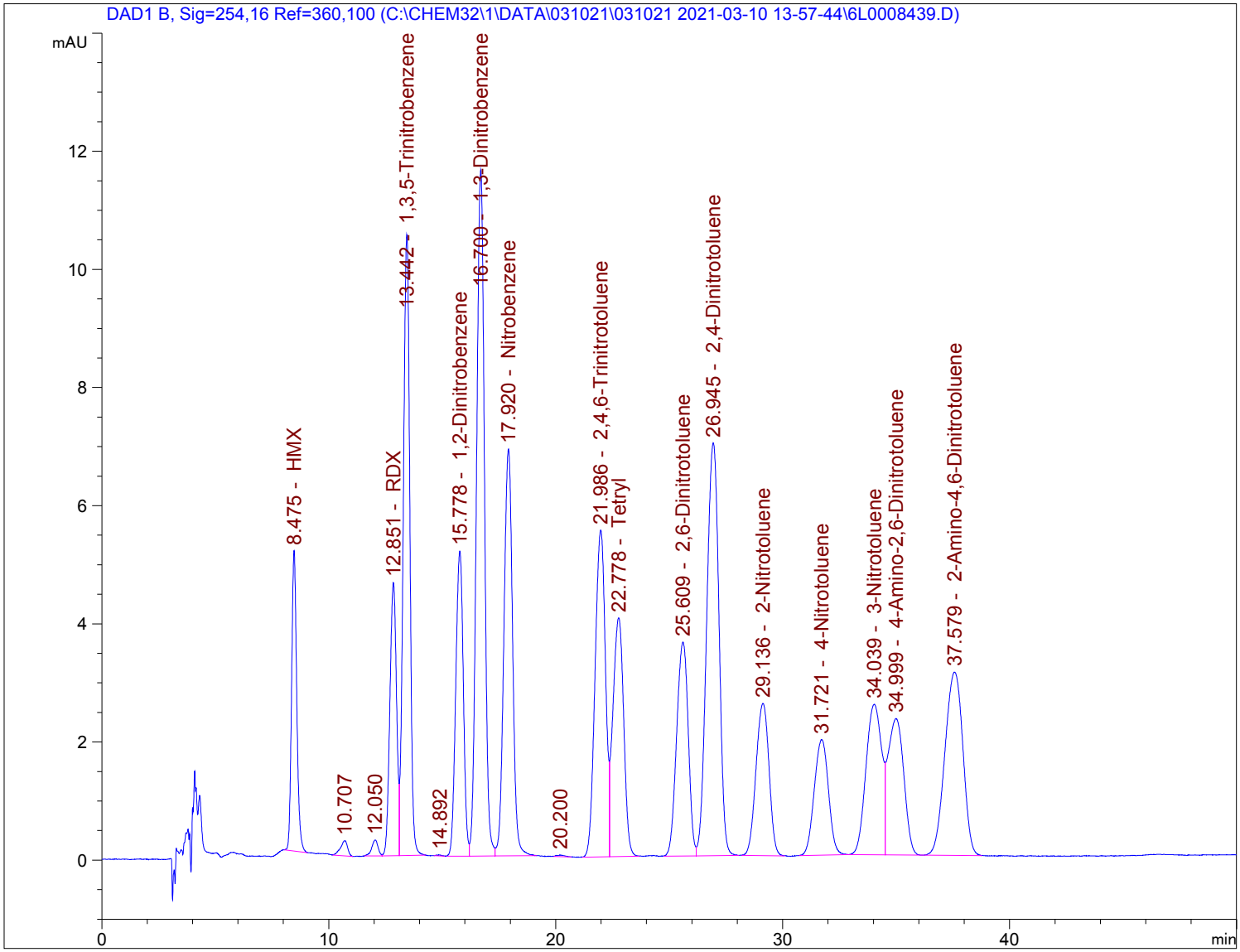

Data File C:\CHEM32\1\DATA\031021\031021 2021-03-10 13-57-44\6L0008439.D
Sample Name: B1C0516-BS2

==========

Acq. Operator : JWR
Seq. Line : 3
Acq. Instrument : HPLC6
Location : 3
Injection Date : 3/10/2021 5:17:08 PM
Inj : 1
Inj Volume : 100.000 µl
Acq. Method : C:\Chem32\1\Data\031021\031021 2021-03-10 13-57-44\8330.M
Last changed : 3/10/2021 1:57:44 PM by JWR
Analysis Method : C:\CHEM32\1\METHODS\8330DATA.M
Last changed : 3/11/2021 10:09:44 AM by JWR
Method Info : OVD-SOP#HPLC02 : 8330 Calibration 23-MAY-2020

Sample Info : 1 (500ppb "OC")

==========

==========

External Standard Report

==========

Sorted By : Signal
Calib. Data Modified : 3/10/2021 3:35:02 PM
Multiplier : 1.0000
Dilution : 1.0000
Do not use Multiplier & Dilution Factor with ISTDs

Signal 1: DAD1 B, Sig=254,16 Ref=360,100

RetTime [min]	Type	Area [mAU*s]	Amt/Area	Amount [ug/L]	Grp	Name
8.475	BBA	80.17535	5.81193	465.97349		HMX
12.851	VV	94.08173	4.97077	467.65818		RDX
13.442	VBA	211.66924	2.34597	496.56954		1,3,5-Trinitrobenzene
15.778	BV	119.71277	3.62086	433.46369		1,2-Dinitrobenzene
16.700	VV	283.54282	1.62980	462.11684		1,3-Dinitrobenzene
17.920	VBA	182.68762	2.52505	461.29601		Nitrobenzene
21.986	BV	176.22710	2.39539	422.13195		2,4,6-Trinitrotoluene
22.778	VBA	134.81288	3.17149	427.55708		Tetryl
25.609	VV	129.20306	3.76723	486.73749		2,6-Dinitrotoluene
26.945	VV	263.60159	1.83281	483.13141		2,4-Dinitrotoluene
29.136	VF	103.15058	4.55481	469.83100		2-Nitrotoluene
31.721	BV	85.38252	5.41761	462.56934		4-Nitrotoluene
34.039	VV	123.80417	3.99043	494.03225		3-Nitrotoluene
34.999	VV	112.36417	4.20242	472.20165		4-Amino-2,6-Dinitrotoluene
37.579	VBA	171.30064	2.76084	472.93448		2-Amino-4,6-Dinitrotoluene

Totals : 6978.20440

==========

*** End of Report ***

Data File C:\CHEM32\1\DATA\030921\030921 2021-03-09 15-59-18\5L027796.D
Sample Name: B1C0516-BSD1

==========

Acq. Operator : JWR
Seq. Line : 4
Acq. Instrument : HPLC5
Location : Vial 4
Injection Date : 3/9/2021 6:10:06 PM
Inj : 1
Inj Volume : 100 µl
Acq. Method : C:\Chem32\1\DATA\030921\030921 2021-03-09 15-59-18\8330PLUS-PETN.M
Last changed : 3/9/2021 3:58:59 PM by JWR
Analysis Method : C:\CHEM32\1\METHODS\8330PLUS-PETNDA.M
Last changed : 3/10/2021 10:09:07 AM by JWR
Method Info : OVD-SOP#HPLC02: 8330PLUS-PETN Calibration 02/16/2021

Sample Info : 1 (500ppb "OC")

==========

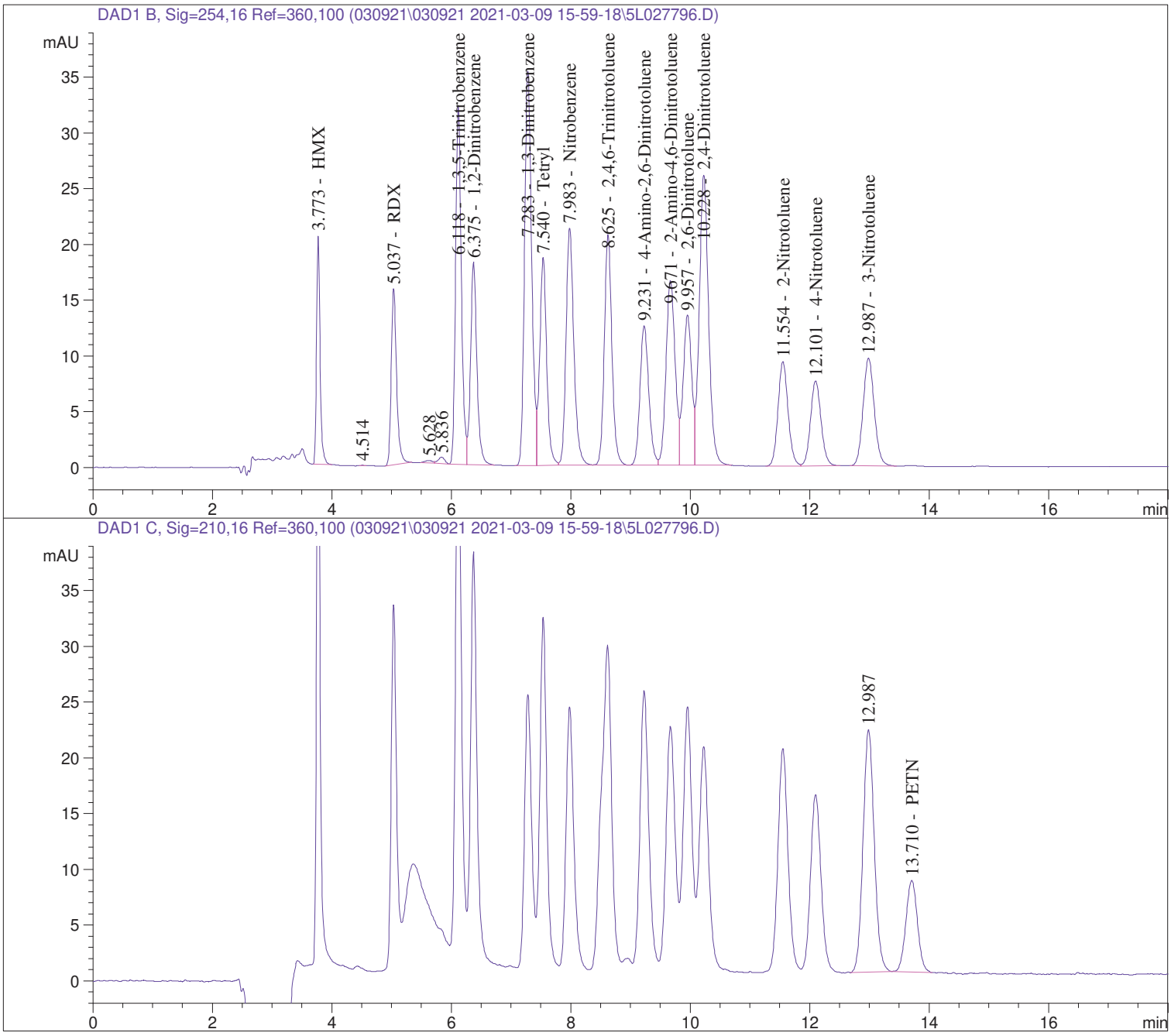

Data File C:\CHEM32\1\DATA\030921\030921 2021-03-09 15-59-18\5L027796.D
Sample Name: B1C0516-BSD1

==========

Acq. Operator : JWR
Seq. Line : 4
Acq. Instrument : HPLC5
Location : Vial 4
Injection Date : 3/9/2021 6:10:06 PM
Inj : 1
Inj Volume : 100 µl
Acq. Method : C:\Chem32\1\DATA\030921\030921 2021-03-09 15-59-18\8330PLUS-PETN.M
Last changed : 3/9/2021 3:58:59 PM by JWR
Analysis Method : C:\CHEM32\1\METHODS\8330PLUS-PETNDA.M
Last changed : 3/10/2021 10:09:07 AM by JWR
Method Info : OVD-SOP#HPLC02: 8330PLUS-PETN Calibration 02/16/2021

Sample Info : 1 (500ppb "OC")

==========

==========

External Standard Report

==========

Sorted By : Signal
Calib. Data Modified : 3/9/2021 5:36:24 PM
Multiplier : 1.0000
Dilution : 1.0000
Use Multiplier & Dilution Factor with ISTDs

Signal 1: DAD1 B, Sig=254,16 Ref=360,100

RetTime [min]	Type	Area [mAU*s]	Amt/Area	Amount [ug/L]	Grp	Name
3.773	BBA	84.54832	6.23244	526.94190		HMX
5.037	BBA	99.20913	5.19149	515.04345		RDX
6.118	VV	213.85252	2.64761	566.19747		1,3,5-Trinitrobenzene
6.375	VBA	134.08817	3.60176	482.95340		1,2-Dinitrobenzene
7.283	VV	289.75668	1.78232	516.43830		1,3-Dinitrobenzene
7.540	VV	152.43033	3.19538	487.07351		Tetryl
7.983	VV	193.76923	2.63649	510.87017		Nitrobenzene
8.625	VV	182.08801	2.55885	465.93620		2,4,6-Trinitrotoluene
9.231	VV	127.83878	4.40816	563.53329		4-Amino-2,6-Dinitrotoluene
9.671	VV	176.04498	3.07523	541.37875		2-Amino-4,6-Dinitrotoluene
9.957	VV	135.17523	3.84735	520.06616		2,6-Dinitrotoluene
10.228	VBA	285.15518	1.81439	517.38136		2,4-Dinitrotoluene
11.554	BV	109.84638	4.59474	504.71532		2-Nitrotoluene
12.101	VBA	93.31062	5.46746	510.17168		4-Nitrotoluene
12.987	BBA	126.68353	4.07152	515.79413		3-Nitrotoluene

Totals : 7744.49507

Data File C:\CHEM32\1\DATA\030921\030921 2021-03-09 15-59-18\5L027796.D
Sample Name: B1C0516-BSD1

==========

Acq. Operator : JWR
Seq. Line : 4
Acq. Instrument : HPLC5
Location : Vial 4
Injection Date : 3/9/2021 6:10:06 PM
Inj : 1
Inj Volume : 100 µl
Acq. Method : C:\Chem32\1\DATA\030921\030921 2021-03-09 15-59-18\8330PLUS-PETN.M
Last changed : 3/9/2021 3:58:59 PM by JWR
Analysis Method : C:\CHEM32\1\METHODS\8330PLUS-PETNDA.M
Last changed : 3/10/2021 10:09:07 AM by JWR
Method Info : OVD-SOP#HPLC02: 8330PLUS-PETN Calibration 02/16/2021

Sample Info : 1 (500ppb "OC")

==========

Signal 2: DAD1 C, Sig=210,16 Ref=360,100

RetTime [min]	Type	Area [mAU*s]	Amt/Area	Amount [ug/L]	Grp	Name
13.710	VBA	110.59073	4.06792	449.87396		PETN

Totals : 449.87396

1 Warnings or Errors :

Warning : Calibration warnings (see calibration table listing)

==========

*** End of Report ***

Data File C:\CHEM32\1\DATA\031021\031021 2021-03-10 13-57-44\6L0008440.D
Sample Name: B1C0516-BSD2

==========

Acq. Operator : JWR
Seq. Line : 4
Acq. Instrument : HPLC6
Location : 4
Injection Date : 3/10/2021 6:49:59 PM
Inj : 1
Inj Volume : 100.000 µl
Acq. Method : C:\Chem32\1\Data\031021\031021 2021-03-10 13-57-44\8330.M
Last changed : 3/10/2021 1:57:44 PM by JWR
Analysis Method : C:\CHEM32\1\METHODS\8330DATA.M
Last changed : 3/11/2021 9:58:17 AM by JWR
Method Info : OVD-SOP#HPLC02 : 8330 Calibration 23-MAY-2020

Sample Info : 1 (500ppb "OC")

==========

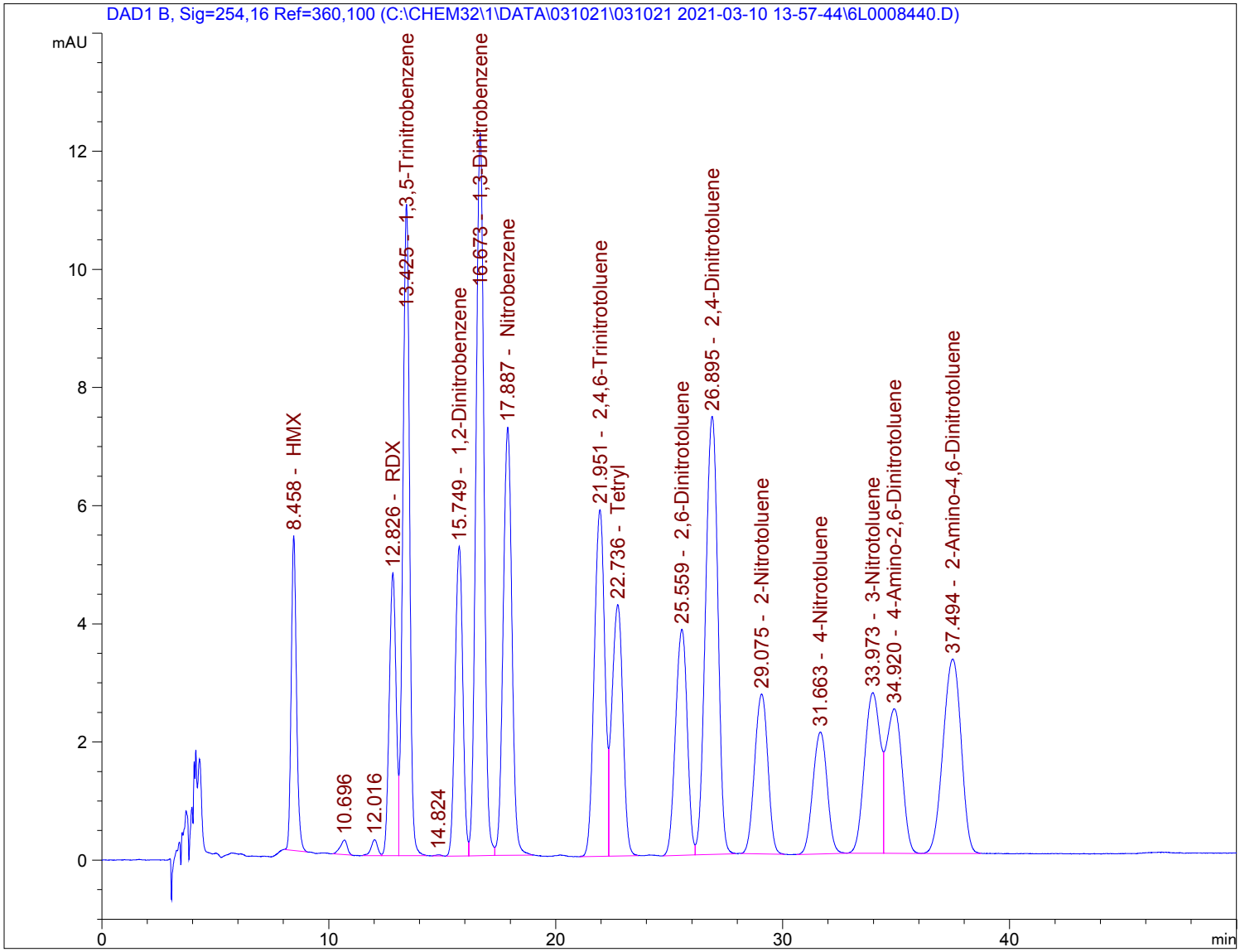

Data File C:\CHEM32\1\DATA\031021\031021 2021-03-10 13-57-44\6L0008440.D
Sample Name: B1C0516-BSD2

==========

Acq. Operator : JWR
Seq. Line : 4
Acq. Instrument : HPLC6
Location : 4
Injection Date : 3/10/2021 6:49:59 PM
Inj : 1
Inj Volume : 100.000 µl
Acq. Method : C:\Chem32\1\Data\031021\031021 2021-03-10 13-57-44\8330.M
Last changed : 3/10/2021 1:57:44 PM by JWR
Analysis Method : C:\CHEM32\1\METHODS\8330DATA.M
Last changed : 3/11/2021 9:58:17 AM by JWR
Method Info : OVD-SOP#HPLC02 : 8330 Calibration 23-MAY-2020

Sample Info : 1 (500ppb "OC")

==========

==========

External Standard Report

==========

Sorted By : Signal
Calib. Data Modified : 3/10/2021 3:35:02 PM
Multiplier : 1.0000
Dilution : 1.0000
Do not use Multiplier & Dilution Factor with ISTDs

Signal 1: DAD1 B, Sig=254,16 Ref=360,100

RetTime [min]	Type	Area [mAU*s]	Amt/Area	Amount [ug/L]	Grp	Name
8.458	BBA	85.52786	5.81305	497.17814		HMX
12.826	VV	100.44674	4.97204	499.42527		RDX
13.425	VBA	226.83852	2.34603	532.16922		1,3,5-Trinitrobenzene
15.749	BV	123.68758	3.62096	447.86767		1,2-Dinitrobenzene
16.673	VV	302.65970	1.62978	493.27022		1,3-Dinitrobenzene
17.887	VBA	194.11818	2.52488	490.12465		Nitrobenzene
21.951	BV	188.62050	2.39567	451.87216		2,4,6-Trinitrotoluene
22.736	VV	143.20280	3.17090	454.08135		Tetryl
25.559	BV	137.49316	3.76737	517.98742		2,6-Dinitrotoluene
26.895	VBA	281.29031	1.83294	515.58758		2,4-Dinitrotoluene
29.075	BF	109.82685	4.55521	500.28444		2-Nitrotoluene
31.663	BV	90.53437	5.41750	490.47003		4-Nitrotoluene
33.973	VV	132.45758	3.99072	528.60145		3-Nitrotoluene
34.920	VV	118.75773	4.20234	499.06038		4-Amino-2,6-Dinitrotoluene
37.494	VF	181.96942	2.76094	502.40586		2-Amino-4,6-Dinitrotoluene

Totals : 7420.38583

==========

*** End of Report ***

Data File C:\CHEM32\1\DATA\040721\040721 2021-04-07 11-24-23\5L028119.D
Sample Name: B1C0966-BLK1

==========

Acq. Operator : ECL
Seq. Line : 24
Acq. Instrument : HPLC5
Location : Vial 22
Injection Date : 4/7/2021 10:23:22 PM
Inj : 1
Inj Volume : 100 µl
Acq. Method : C:\Chem32\1\DATA\040721\040721 2021-04-07 11-24-23\8330PLUS-PETN.M
Last changed : 4/5/2021 11:57:50 PM by JWR
Analysis Method : C:\CHEM32\1\METHODS\8330PLUS-PETNDA.M
Last changed : 4/8/2021 8:15:51 AM by ECL
Method Info : OVD-SOP#HPLC02: 8330PLUS-PETN Calibration 03/31/2021

Sample Info : 1

==========

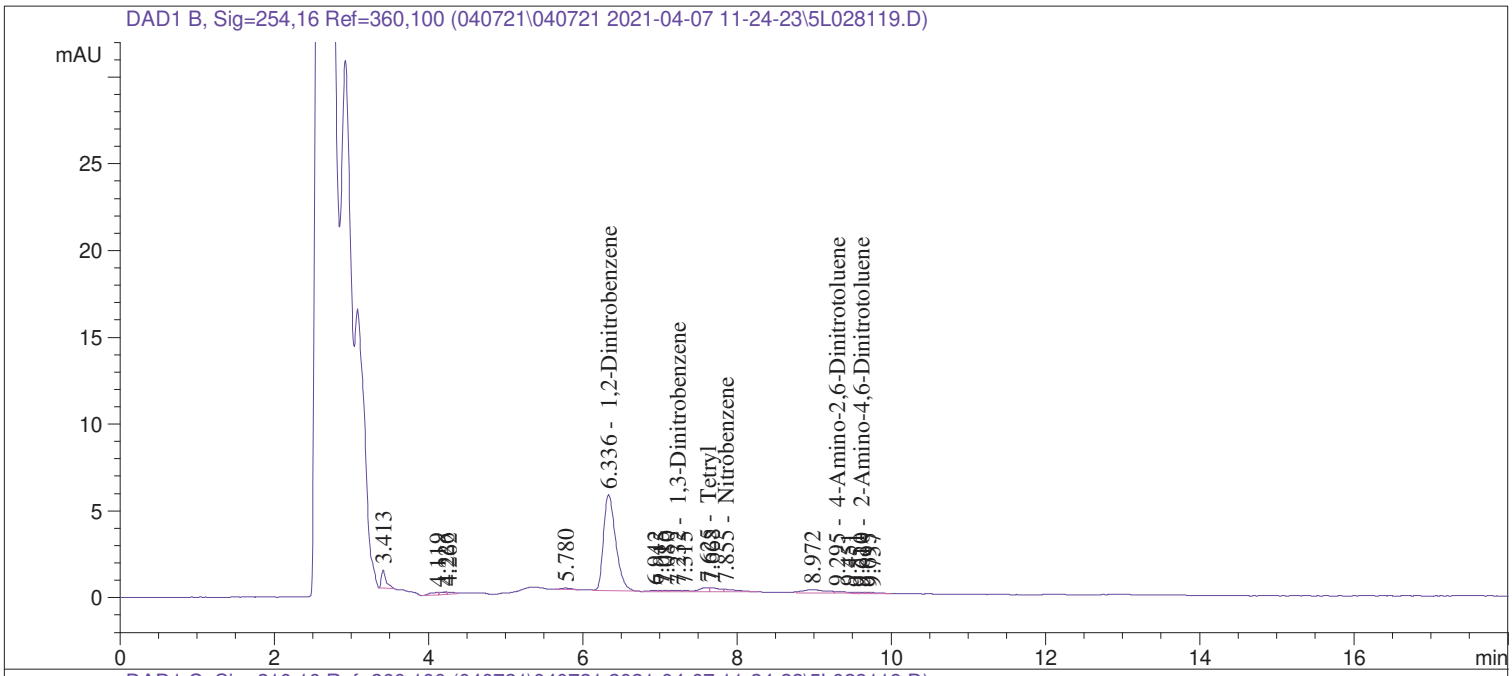

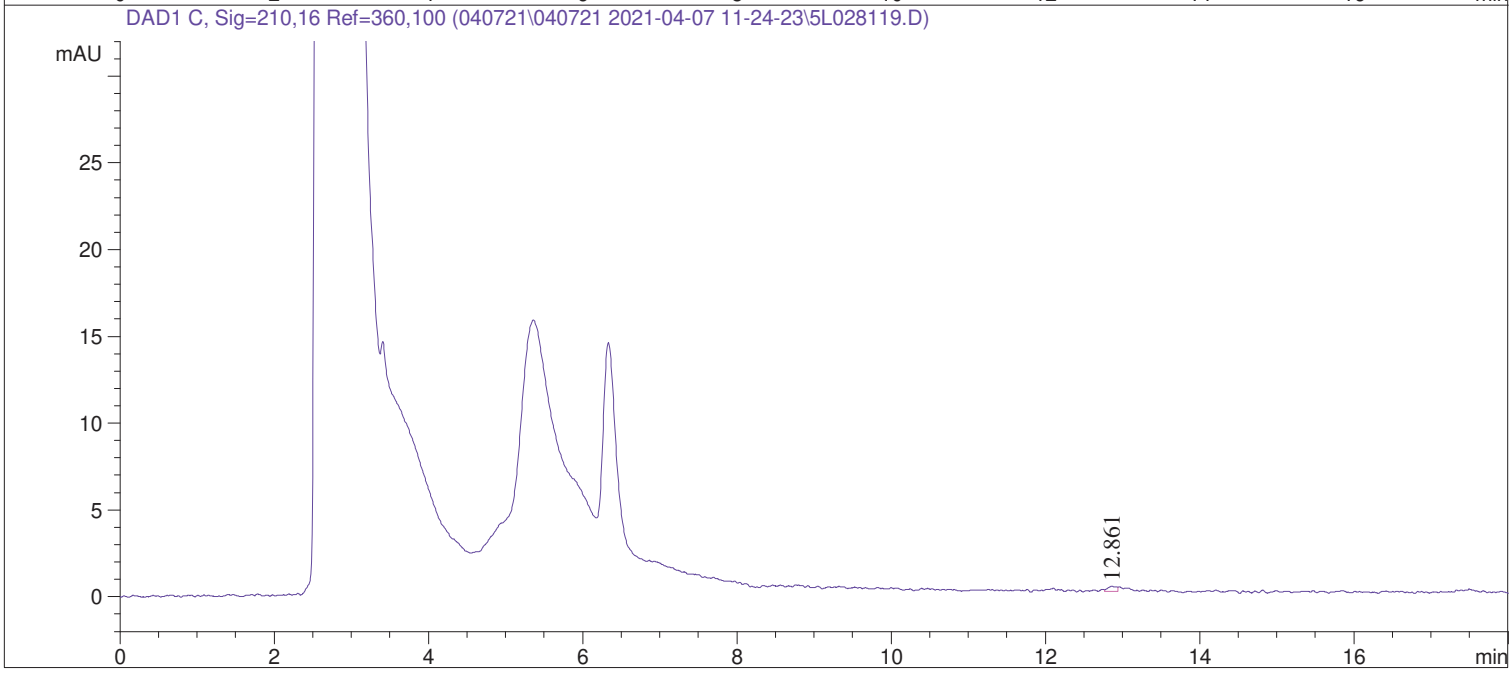

Data File C:\CHEM32\1\DATA\040721\040721 2021-04-07 11-24-23\5L028119.D
Sample Name: B1C0966-BLK1

==========

Acq. Operator : ECL
Seq. Line : 24
Acq. Instrument : HPLC5
Location : Vial 22
Injection Date : 4/7/2021 10:23:22 PM
Inj : 1
Inj Volume : 100 µl
Acq. Method : C:\Chem32\1\DATA\040721\040721 2021-04-07 11-24-23\8330PLUS-PETN.M
Last changed : 4/5/2021 11:57:50 PM by JWR
Analysis Method : C:\CHEM32\1\METHODS\8330PLUS-PETNDA.M
Last changed : 4/8/2021 8:15:51 AM by ECL
Method Info : OVD-SOP#HPLC02: 8330PLUS-PETN Calibration 03/31/2021

Sample Info : 1

==========

==========

External Standard Report

==========

Sorted By : Signal
Calib. Data Modified : 4/6/2021 11:29:02 AM
Multiplier : 1.0000
Dilution : 1.0000
Use Multiplier & Dilution Factor with ISTDs

Signal 1: DAD1 B, Sig=254,16 Ref=360,100

RetTime [min]	Type	Area [mAU*s]	Amt/Area	Amount [ug/L]	Grp	Name
3.753		-	-	-		HMX
4.994		-	-	-		RDX
6.093		-	-	-		1,3,5-Trinitrobenzene
6.336	VBA	60.76685	3.56279	216.49938		1,2-Dinitrobenzene
7.232	VV	7.89035e-1	1.58589	1.25133		1,3-Dinitrobenzene
7.625	VV	2.08939	2.88995	6.03822		Tetryl
7.855	VV	1.87658	2.27182	4.26325		Nitrobenzene
8.608		-	-	-		2,4,6-Trinitrotoluene
9.295	VV	8.17269e-1	5.57112	4.55311		4-Amino-2,6-Dinitrotoluene
9.610	VV	3.03124e-1	4.51834	1.36962		2-Amino-4,6-Dinitrotoluene
9.933		-	-	-		2,6-Dinitrotoluene
10.216		-	-	-		2,4-Dinitrotoluene
11.545		-	-	-		2-Nitrotoluene
12.103		-	-	-		4-Nitrotoluene
12.992		-	-	-		3-Nitrotoluene

Totals : 233.97491

Data File C:\CHEM32\1\DATA\040721\040721 2021-04-07 11-24-23\5L028119.D
Sample Name: B1C0966-BLK1

==========

Acq. Operator : ECL Seq. Line : 24
Acq. Instrument : HPLC5 Location : Vial 22
Injection Date : 4/7/2021 10:23:22 PM Inj : 1
Inj Volume : 100 µl
Acq. Method : C:\Chem32\1\DATA\040721\040721 2021-04-07 11-24-23\8330PLUS-PETN.M
Last changed : 4/5/2021 11:57:50 PM by JWR
Analysis Method : C:\CHEM32\1\METHODS\8330PLUS-PETNDA.M
Last changed : 4/8/2021 8:15:51 AM by ECL
Method Info : OVD-SOP#HPLC02: 8330PLUS-PETN Calibration 03/31/2021

Sample Info : 1

==========

Signal 2: DAD1 C, Sig=210,16 Ref=360,100

RetTime [min]	Type	Area [mAU*s]	Amt/Area	Amount [ug/L]	Grp	Name
13.744		-	-	-		PETN

Totals : 0.00000

1 Warnings or Errors :

Warning : Calibrated compound(s) not found

==========

*** End of Report ***

Data File C:\CHEM32\1\DATA\040721\040721 2021-04-07 11-24-23\5L028120.D
Sample Name: B1C0966-BLK2

==========

Acq. Operator : ECL
Seq. Line : 25
Acq. Instrument : HPLC5
Location : Vial 23
Injection Date : 4/7/2021 10:51:32 PM
Inj : 1
Inj Volume : 100 µl
Acq. Method : C:\Chem32\1\DATA\040721\040721 2021-04-07 11-24-23\8330PLUS-PETN.M
Last changed : 4/5/2021 11:57:50 PM by JWR
Analysis Method : C:\CHEM32\1\METHODS\8330PLUS-PETNDA.M
Last changed : 4/8/2021 8:15:51 AM by ECL
Method Info : OVD-SOP#HPLC02: 8330PLUS-PETN Calibration 03/31/2021

Sample Info : 1

==========

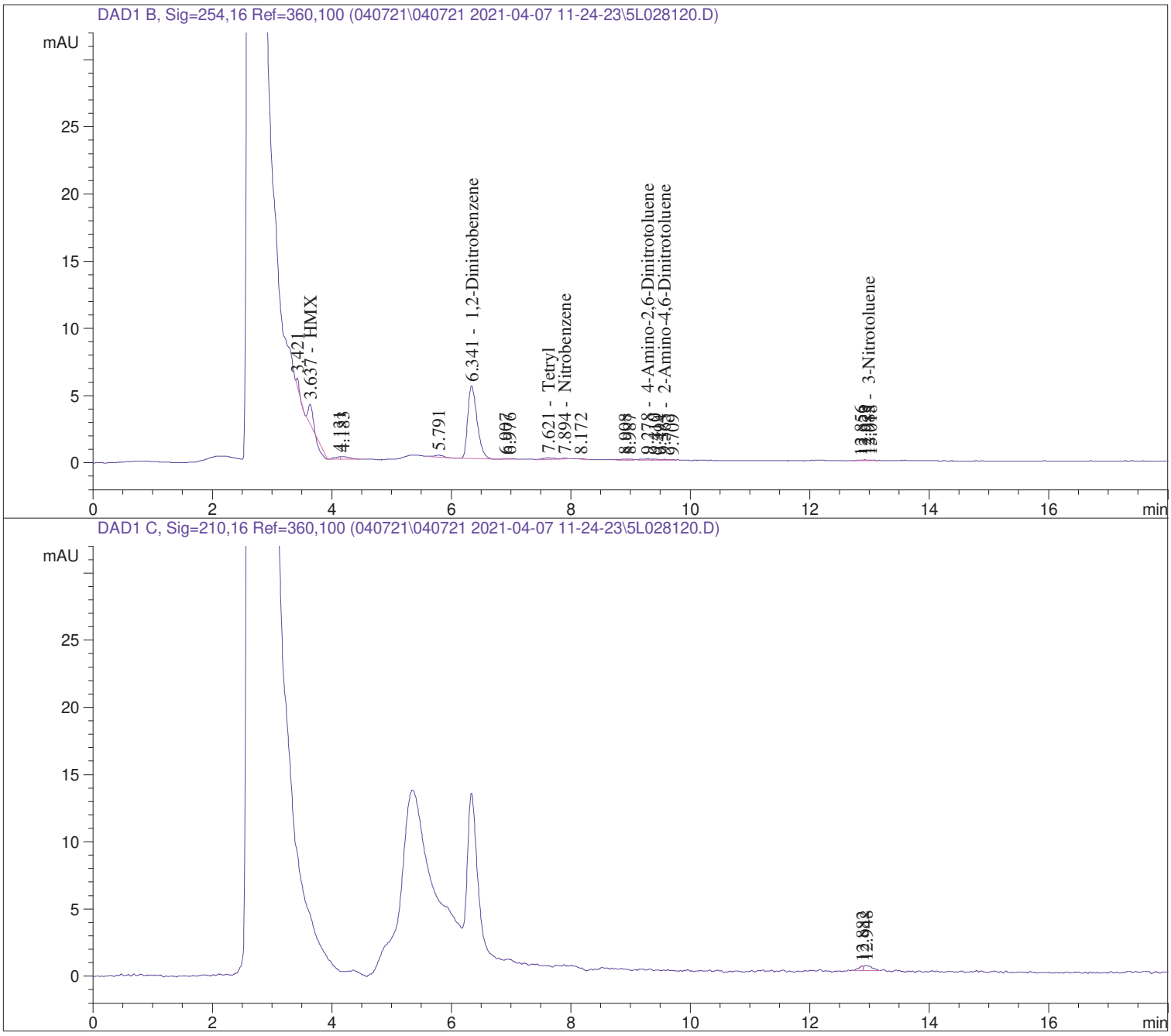

Data File C:\CHEM32\1\DATA\040721\040721 2021-04-07 11-24-23\5L028120.D
Sample Name: B1C0966-BLK2

==========

Acq. Operator : ECL
Seq. Line : 25
Acq. Instrument : HPLC5
Location : Vial 23
Injection Date : 4/7/2021 10:51:32 PM
Inj : 1
Inj Volume : 100 µl
Acq. Method : C:\Chem32\1\DATA\040721\040721 2021-04-07 11-24-23\8330PLUS-PETN.M
Last changed : 4/5/2021 11:57:50 PM by JWR
Analysis Method : C:\CHEM32\1\METHODS\8330PLUS-PETNDA.M
Last changed : 4/8/2021 8:15:51 AM by ECL
Method Info : OVD-SOP#HPLC02: 8330PLUS-PETN Calibration 03/31/2021

Sample Info : 1

==========

==========

External Standard Report

==========

Sorted By : Signal
Calib. Data Modified : 4/6/2021 11:29:02 AM
Multiplier : 1.0000
Dilution : 1.0000
Use Multiplier & Dilution Factor with ISTDs

Signal 1: DAD1 B, Sig=254,16 Ref=360,100

RetTime [min]	Type	Area [mAU*s]	Amt/Area	Amount [ug/L]	Grp	Name
3.637	BV	3.48532	5.48024	19.10042		HMX
4.994		-	-	-		RDX
6.093		-	-	-		1,3,5-Trinitrobenzene
6.341	VBA	59.04210	3.56304	210.36937		1,2-Dinitrobenzene
7.259		-	-	-		1,3-Dinitrobenzene
7.621	VV	1.32497	2.83491	3.75616		Tetryl
7.894	VV	3.82352e-1	7.91546e-1	3.02649e-1		Nitrobenzene
8.608		-	-	-		2,4,6-Trinitrotoluene
9.278	VV	1.13459	5.24296	5.94859		4-Amino-2,6-Dinitrotoluene
9.565	VV	5.32362e-1	3.86364	2.05686		2-Amino-4,6-Dinitrotoluene
9.933		-	-	-		2,6-Dinitrotoluene
10.216		-	-	-		2,4-Dinitrotoluene
11.545		-	-	-		2-Nitrotoluene
12.103		-	-	-		4-Nitrotoluene
12.985	VV	1.17581e-1	5.04991	5.93772e-1		3-Nitrotoluene

Totals : 242.12781

Data File C:\CHEM32\1\DATA\040721\040721 2021-04-07 11-24-23\5L028120.D
Sample Name: B1C0966-BLK2

==========

Acq. Operator : ECL Seq. Line : 25
Acq. Instrument : HPLC5 Location : Vial 23
Injection Date : 4/7/2021 10:51:32 PM Inj : 1
Inj Volume : 100 µl
Acq. Method : C:\Chem32\1\DATA\040721\040721 2021-04-07 11-24-23\8330PLUS-PETN.M
Last changed : 4/5/2021 11:57:50 PM by JWR
Analysis Method : C:\CHEM32\1\METHODS\8330PLUS-PETNDA.M
Last changed : 4/8/2021 8:15:51 AM by ECL
Method Info : OVD-SOP#HPLC02: 8330PLUS-PETN Calibration 03/31/2021

Sample Info : 1

==========

Signal 2: DAD1 C, Sig=210,16 Ref=360,100

RetTime [min]	Type	Area [mAU*s]	Amt/Area	Amount [ug/L]	Grp	Name
13.744		-	-	-		PETN

Totals : 0.00000

1 Warnings or Errors :

Warning : Calibrated compound(s) not found

==========

*** End of Report ***

Data File C:\CHEM32\1\DATA\040721\040721 2021-04-07 11-24-23\5L028124.D
Sample Name: B1C0966-DUP1

==========

Acq. Operator : ECL
Seq. Line : 29
Acq. Instrument : HPLC5
Location : Vial 27
Injection Date : 4/8/2021 12:44:12 AM
Inj : 1
Inj Volume : 100 µl
Acq. Method : C:\Chem32\1\DATA\040721\040721 2021-04-07 11-24-23\8330PLUS-PETN.M
Last changed : 4/5/2021 11:57:50 PM by JWR
Analysis Method : C:\CHEM32\1\METHODS\8330PLUS-PETNDA.M
Last changed : 4/8/2021 8:15:51 AM by ECL
Method Info : OVD-SOP#HPLC02: 8330PLUS-PETN Calibration 03/31/2021

Sample Info : 1

==========

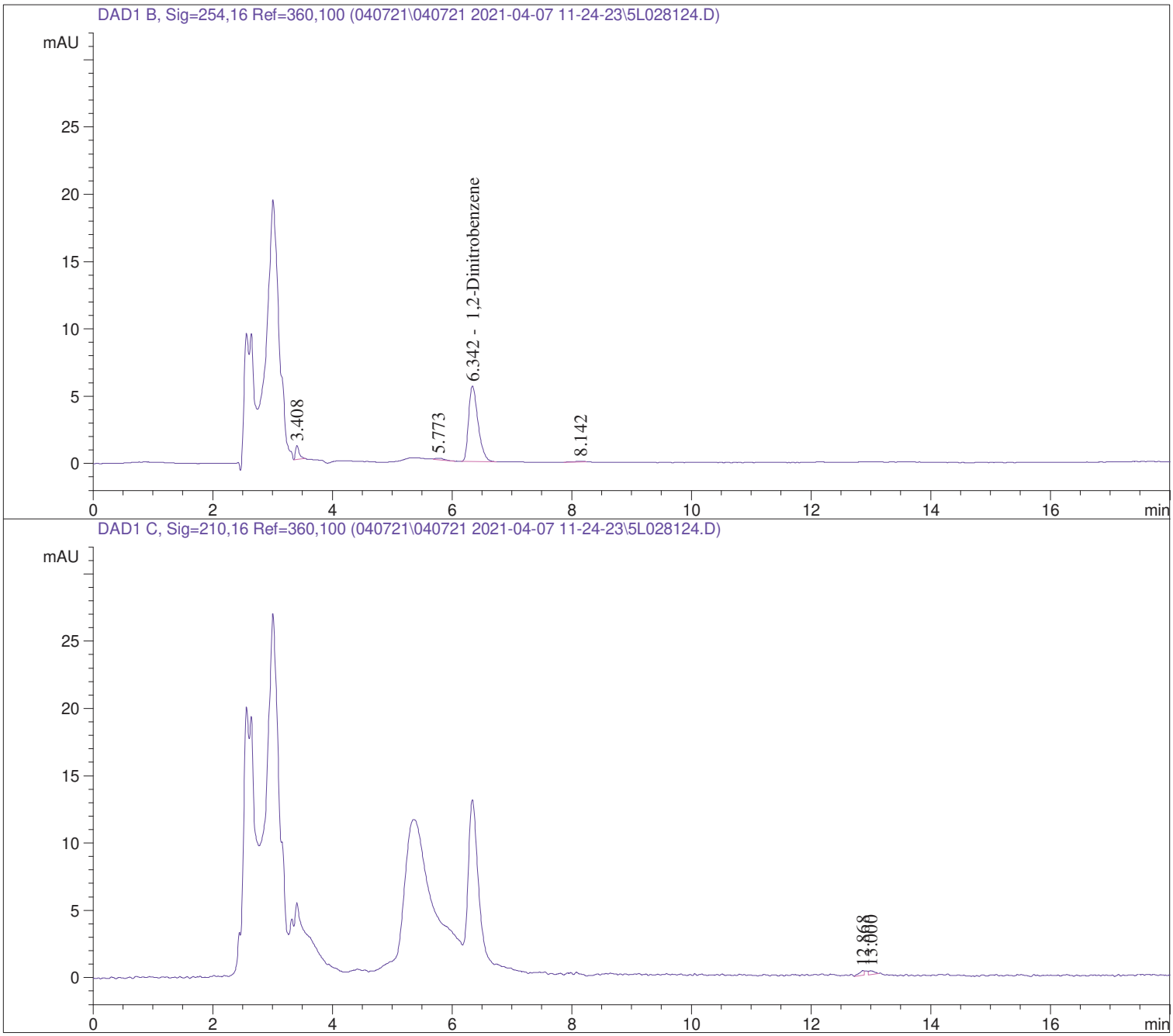

Data File C:\CHEM32\1\DATA\040721\040721 2021-04-07 11-24-23\5L028124.D
Sample Name: B1C0966-DUP1

==========

Acq. Operator : ECL
Seq. Line : 29
Acq. Instrument : HPLC5
Location : Vial 27
Injection Date : 4/8/2021 12:44:12 AM
Inj : 1
Inj Volume : 100 µl
Acq. Method : C:\Chem32\1\DATA\040721\040721 2021-04-07 11-24-23\8330PLUS-PETN.M
Last changed : 4/5/2021 11:57:50 PM by JWR
Analysis Method : C:\CHEM32\1\METHODS\8330PLUS-PETNDA.M
Last changed : 4/8/2021 8:15:51 AM by ECL
Method Info : OVD-SOP#HPLC02: 8330PLUS-PETN Calibration 03/31/2021

Sample Info : 1

==========

==========

External Standard Report

==========

Sorted By : Signal
Calib. Data Modified : 4/6/2021 11:29:02 AM
Multiplier : 1.0000
Dilution : 1.0000
Use Multiplier & Dilution Factor with ISTDs

Signal 1: DAD1 B, Sig=254,16 Ref=360,100

RetTime [min]	Type	Area [mAU*s]	Amt/Area	Amount [ug/L]	Grp	Name
3.753		-	-	-		HMX
4.994		-	-	-		RDX
6.093		-	-	-		1,3,5-Trinitrobenzene
6.342	VBA	61.57897	3.56267	219.38580		1,2-Dinitrobenzene
7.259		-	-	-		1,3-Dinitrobenzene
7.516		-	-	-		Tetryl
7.963		-	-	-		Nitrobenzene
8.608		-	-	-		2,4,6-Trinitrotoluene
9.192		-	-	-		4-Amino-2,6-Dinitrotoluene
9.633		-	-	-		2-Amino-4,6-Dinitrotoluene
9.933		-	-	-		2,6-Dinitrotoluene
10.216		-	-	-		2,4-Dinitrotoluene
11.545		-	-	-		2-Nitrotoluene
12.103		-	-	-		4-Nitrotoluene
12.992		-	-	-		3-Nitrotoluene

Totals : 219.38580

Data File C:\CHEM32\1\DATA\040721\040721 2021-04-07 11-24-23\5L028124.D
Sample Name: B1C0966-DUP1

==========

Acq. Operator : ECL Seq. Line : 29
Acq. Instrument : HPLC5 Location : Vial 27
Injection Date : 4/8/2021 12:44:12 AM Inj : 1
Inj Volume : 100 µl
Acq. Method : C:\Chem32\1\DATA\040721\040721 2021-04-07 11-24-23\8330PLUS-PETN.M
Last changed : 4/5/2021 11:57:50 PM by JWR
Analysis Method : C:\CHEM32\1\METHODS\8330PLUS-PETNDA.M
Last changed : 4/8/2021 8:15:51 AM by ECL
Method Info : OVD-SOP#HPLC02: 8330PLUS-PETN Calibration 03/31/2021

Sample Info : 1

==========

Signal 2: DAD1 C, Sig=210,16 Ref=360,100

RetTime [min]	Type	Area [mAU*s]	Amt/Area	Amount [ug/L]	Grp	Name
13.744		-	-	-		PETN

Totals : 0.00000

1 Warnings or Errors :

Warning : Calibrated compound(s) not found

==========

*** End of Report ***

Data File C:\CHEM32\1\DATA\040721\040721 2021-04-07 11-24-23\5L028125.D
Sample Name: B1C0966-DUP2

==========

Acq. Operator : ECL
Seq. Line : 30
Acq. Instrument : HPLC5
Location : Vial 28
Injection Date : 4/8/2021 1:12:28 AM
Inj : 1
Inj Volume : 100 µl
Acq. Method : C:\Chem32\1\DATA\040721\040721 2021-04-07 11-24-23\8330PLUS-PETN.M
Last changed : 4/5/2021 11:57:50 PM by JWR
Analysis Method : C:\CHEM32\1\METHODS\8330PLUS-PETNDA.M
Last changed : 4/8/2021 8:15:51 AM by ECL
Method Info : OVD-SOP#HPLC02: 8330PLUS-PETN Calibration 03/31/2021

Sample Info : 1

==========

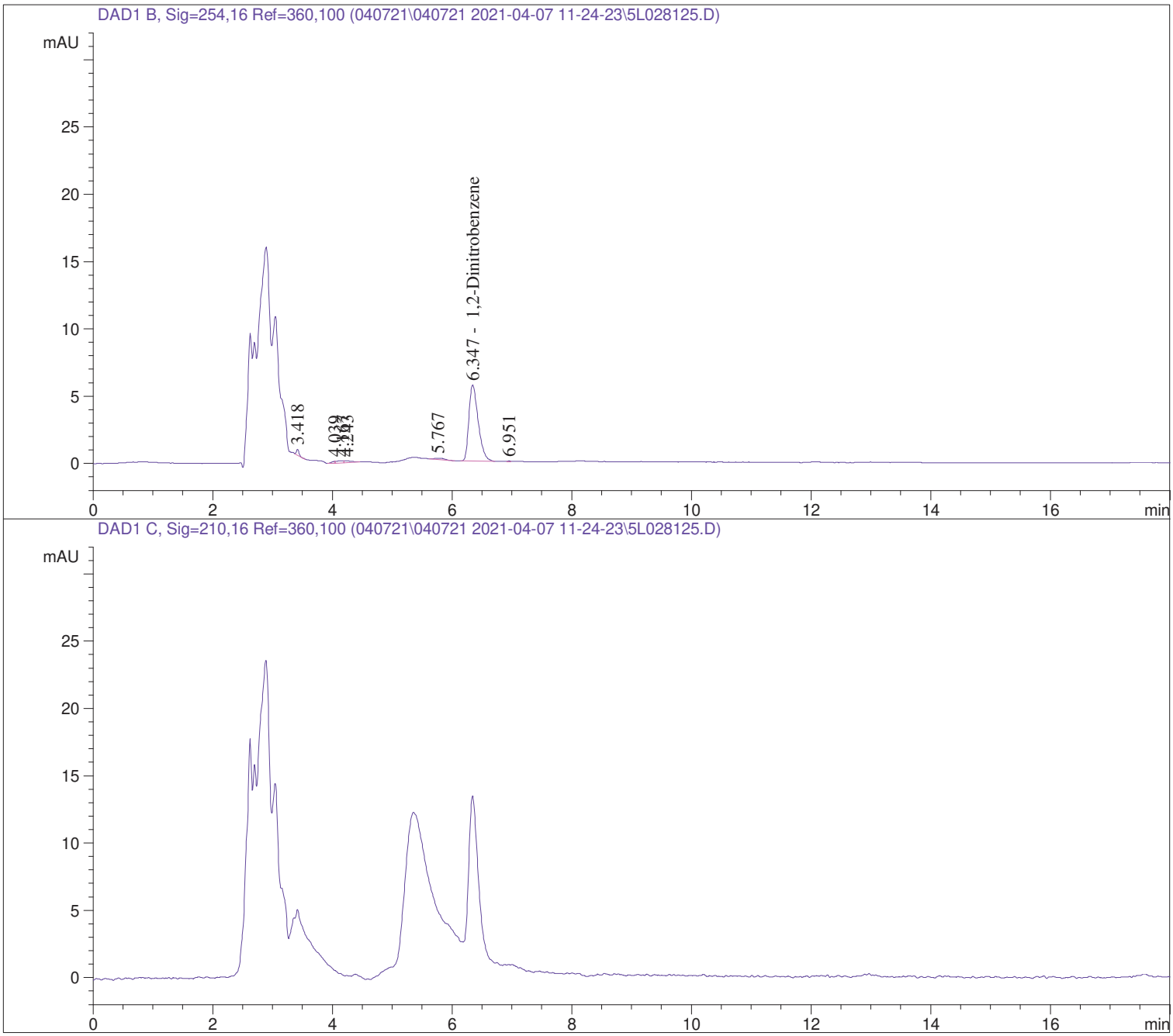

Data File C:\CHEM32\1\DATA\040721\040721 2021-04-07 11-24-23\5L028125.D
Sample Name: B1C0966-DUP2

==========

Acq. Operator : ECL
Seq. Line : 30
Acq. Instrument : HPLC5
Location : Vial 28
Injection Date : 4/8/2021 1:12:28 AM
Inj : 1
Inj Volume : 100 µl
Acq. Method : C:\Chem32\1\DATA\040721\040721 2021-04-07 11-24-23\8330PLUS-PETN.M
Last changed : 4/5/2021 11:57:50 PM by JWR
Analysis Method : C:\CHEM32\1\METHODS\8330PLUS-PETNDA.M
Last changed : 4/8/2021 8:15:51 AM by ECL
Method Info : OVD-SOP#HPLC02: 8330PLUS-PETN Calibration 03/31/2021

Sample Info : 1

==========

==========

External Standard Report

==========

Sorted By : Signal
Calib. Data Modified : 4/6/2021 11:29:02 AM
Multiplier : 1.0000
Dilution : 1.0000
Use Multiplier & Dilution Factor with ISTDs

Signal 1: DAD1 B, Sig=254,16 Ref=360,100

RetTime [min]	Type	Area [mAU*s]	Amt/Area	Amount [ug/L]	Grp	Name
3.753		-	-	-		HMX
4.994		-	-	-		RDX
6.093		-	-	-		1,3,5-Trinitrobenzene
6.347	VV	61.06033	3.56275	217.54248		1,2-Dinitrobenzene
7.259		-	-	-		1,3-Dinitrobenzene
7.516		-	-	-		Tetryl
7.963		-	-	-		Nitrobenzene
8.608		-	-	-		2,4,6-Trinitrotoluene
9.192		-	-	-		4-Amino-2,6-Dinitrotoluene
9.633		-	-	-		2-Amino-4,6-Dinitrotoluene
9.933		-	-	-		2,6-Dinitrotoluene
10.216		-	-	-		2,4-Dinitrotoluene
11.545		-	-	-		2-Nitrotoluene
12.103		-	-	-		4-Nitrotoluene
12.992		-	-	-		3-Nitrotoluene

Totals : 217.54248

Data File C:\CHEM32\1\DATA\040721\040721 2021-04-07 11-24-23\5L028125.D
Sample Name: B1C0966-DUP2

==========

Acq. Operator : ECL Seq. Line : 30
Acq. Instrument : HPLC5 Location : Vial 28
Injection Date : 4/8/2021 1:12:28 AM Inj : 1
Inj Volume : 100 µl
Acq. Method : C:\Chem32\1\DATA\040721\040721 2021-04-07 11-24-23\8330PLUS-PETN.M
Last changed : 4/5/2021 11:57:50 PM by JWR
Analysis Method : C:\CHEM32\1\METHODS\8330PLUS-PETNDA.M
Last changed : 4/8/2021 8:15:51 AM by ECL
Method Info : OVD-SOP#HPLC02: 8330PLUS-PETN Calibration 03/31/2021

Sample Info : 1

==========

Signal 2: DAD1 C, Sig=210,16 Ref=360,100

RetTime [min]	Type	Area [mAU*s]	Amt/Area	Amount [ug/L]	Grp	Name
13.744		-	-	-		PETN

Totals : 0.00000

1 Warnings or Errors :

Warning : Calibrated compound(s) not found

==========

*** End of Report ***

Data File C:\CHEM32\1\DATA\040721\040721 2021-04-07 11-24-23\5L028121.D
Sample Name: B1C0966-BS1

==========

Acq. Operator : ECL
Seq. Line : 26
Acq. Instrument : HPLC5
Location : Vial 24
Injection Date : 4/7/2021 11:19:41 PM
Inj : 1
Inj Volume : 100 µl
Acq. Method : C:\Chem32\1\DATA\040721\040721 2021-04-07 11-24-23\8330PLUS-PETN.M
Last changed : 4/5/2021 11:57:50 PM by JWR
Analysis Method : C:\CHEM32\1\METHODS\8330PLUS-PETNDA.M
Last changed : 4/8/2021 8:15:51 AM by ECL
Method Info : OVD-SOP#HPLC02: 8330PLUS-PETN Calibration 03/31/2021

Sample Info : 1

==========

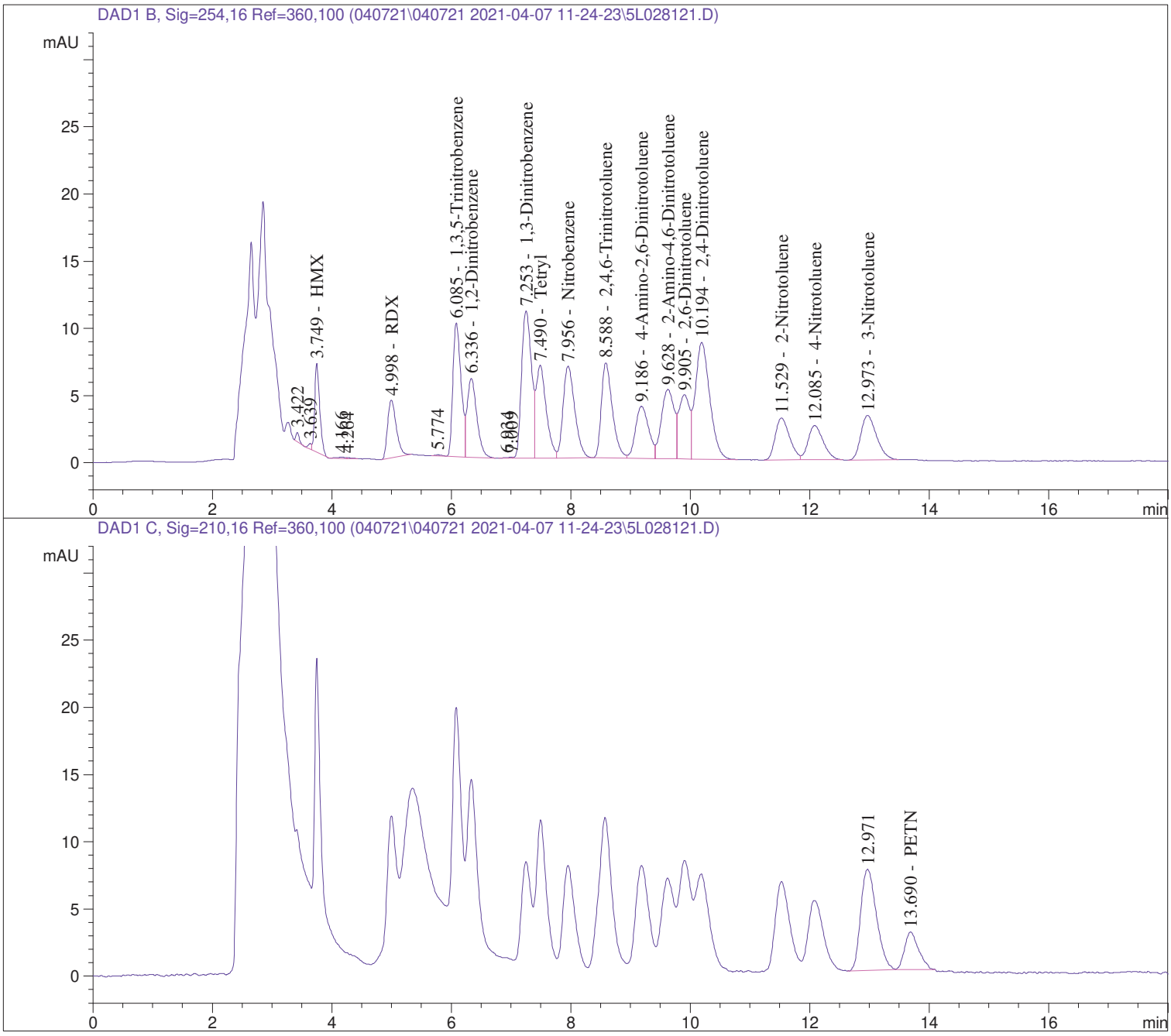

Data File C:\CHEM32\1\DATA\040721\040721 2021-04-07 11-24-23\5L028121.D
Sample Name: B1C0966-BS1

==========

Acq. Operator : ECL
Seq. Line : 26
Acq. Instrument : HPLC5
Location : Vial 24
Injection Date : 4/7/2021 11:19:41 PM
Inj : 1
Inj Volume : 100 µl
Acq. Method : C:\Chem32\1\DATA\040721\040721 2021-04-07 11-24-23\8330PLUS-PETN.M
Last changed : 4/5/2021 11:57:50 PM by JWR
Analysis Method : C:\CHEM32\1\METHODS\8330PLUS-PETNDA.M
Last changed : 4/8/2021 8:15:51 AM by ECL
Method Info : OVD-SOP#HPLC02: 8330PLUS-PETN Calibration 03/31/2021

Sample Info : 1

==========

==========

External Standard Report

==========

Sorted By : Signal
Calib. Data Modified : 4/6/2021 11:29:02 AM
Multiplier : 1.0000
Dilution : 1.0000
Use Multiplier & Dilution Factor with ISTDs

Signal 1: DAD1 B, Sig=254,16 Ref=360,100

RetTime [min]	Type	Area [mAU*s]	Amt/Area	Amount [ug/L]	Grp	Name
3.749	VV	38.43072	6.17011	237.12192		HMX
4.998	BBA	43.23750	5.27923	228.26088		RDX
6.085	VV	94.55147	2.62178	247.89292		1,3,5-Trinitrobenzene
6.336	VBA	66.90453	3.56200	238.31364		1,2-Dinitrobenzene
7.253	VV	127.46122	1.81327	231.12099		1,3-Dinitrobenzene
7.490	VV	81.54990	2.98291	243.25603		Tetryl
7.956	VV	93.20407	2.64297	246.33535		Nitrobenzene
8.588	VV	90.34225	2.52710	228.30375		2,4,6-Trinitrotoluene
9.186	VV	59.97866	4.41374	264.73052		4-Amino-2,6-Dinitrotoluene
9.628	VV	77.18118	3.00390	231.84431		2-Amino-4,6-Dinitrotoluene
9.905	VV	60.54166	3.84430	232.74020		2,6-Dinitrotoluene
10.194	VBA	146.53084	1.82446	267.34002		2,4-Dinitrotoluene
11.529	BV	52.20658	4.51852	235.89636		2-Nitrotoluene
12.085	VBA	45.13539	5.36755	242.26638		4-Nitrotoluene
12.973	BBA	60.79031	4.00518	243.47616		3-Nitrotoluene

Totals : 3618.89942

Data File C:\CHEM32\1\DATA\040721\040721 2021-04-07 11-24-23\5L028121.D
Sample Name: B1C0966-BS1

==========

Acq. Operator : ECL
Seq. Line : 26
Acq. Instrument : HPLC5
Location : Vial 24
Injection Date : 4/7/2021 11:19:41 PM
Inj : 1
Inj Volume : 100 µl
Acq. Method : C:\Chem32\1\DATA\040721\040721 2021-04-07 11-24-23\8330PLUS-PETN.M
Last changed : 4/5/2021 11:57:50 PM by JWR
Analysis Method : C:\CHEM32\1\METHODS\8330PLUS-PETNDA.M
Last changed : 4/8/2021 8:15:51 AM by ECL
Method Info : OVD-SOP#HPLC02: 8330PLUS-PETN Calibration 03/31/2021

Sample Info : 1

==========

Signal 2: DAD1 C, Sig=210,16 Ref=360,100

RetTime [min]	Type	Area [mAU*s]	Amt/Area	Amount [ug/L]	Grp	Name
13.690	VBA	45.34548	3.81803	173.13041		PETN

Totals : 173.13041

==========

*** End of Report ***

Data File C:\CHEM32\1\DATA\040721\040721 2021-04-07 11-24-23\5L028136.D
Sample Name: B1C0966-MS1

==========

Acq. Operator : ECL
Seq. Line : 41
Acq. Instrument : HPLC5
Location : Vial 38
Injection Date : 4/8/2021 6:22:40 AM
Inj : 1
Inj Volume : 100 µl
Acq. Method : C:\Chem32\1\DATA\040721\040721 2021-04-07 11-24-23\8330PLUS-PETN.M
Last changed : 4/5/2021 11:57:50 PM by JWR
Analysis Method : C:\CHEM32\1\METHODS\8330PLUS-PETNDA.M
Last changed : 4/9/2021 8:22:33 AM by ECL
Method Info : OVD-SOP#HPLC02: 8330PLUS-PETN Calibration 03/31/2021

Sample Info : 1

==========

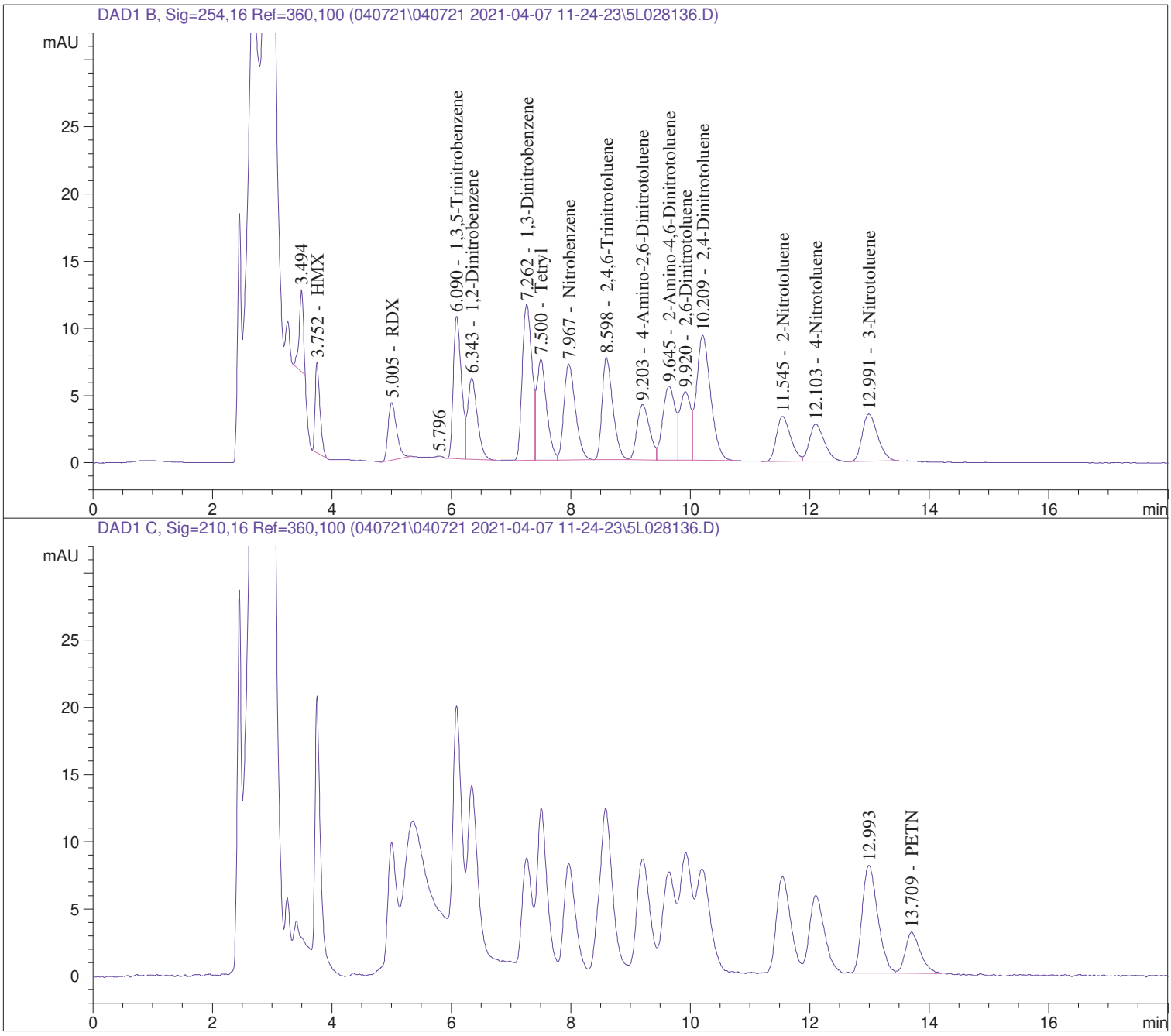

Data File C:\CHEM32\1\DATA\040721\040721 2021-04-07 11-24-23\5L028136.D
Sample Name: B1C0966-MS1

==========

Acq. Operator : ECL
Seq. Line : 41
Acq. Instrument : HPLC5
Location : Vial 38
Injection Date : 4/8/2021 6:22:40 AM
Inj : 1
Inj Volume : 100 µl
Acq. Method : C:\Chem32\1\DATA\040721\040721 2021-04-07 11-24-23\8330PLUS-PETN.M
Last changed : 4/5/2021 11:57:50 PM by JWR
Analysis Method : C:\CHEM32\1\METHODS\8330PLUS-PETNDA.M
Last changed : 4/9/2021 8:22:33 AM by ECL
Method Info : OVD-SOP#HPLC02: 8330PLUS-PETN Calibration 03/31/2021

Sample Info : 1

==========

==========

External Standard Report

==========

Sorted By : Signal
Calib. Data Modified : 4/6/2021 11:29:02 AM
Multiplier : 1.0000
Dilution : 1.0000
Use Multiplier & Dilution Factor with ISTDs

Signal 1: DAD1 B, Sig=254,16 Ref=360,100

RetTime [min]	Type	Area [mAU*s]	Amt/Area	Amount [ug/L]	Grp	Name
3.752	BV	37.88057	6.16911	233.68954		HMX
5.005	BBA	42.17184	5.28329	222.80592		RDX
6.090	VV	100.26279	2.62174	262.86331		1,3,5-Trinitrobenzene
6.343	VBA	68.05299	3.56186	242.39547		1,2-Dinitrobenzene
7.262	VV	132.46950	1.81332	240.20942		1,3-Dinitrobenzene
7.500	VV	86.21800	2.98304	257.19198		Tetryl
7.967	VV	95.33188	2.64314	251.97531		Nitrobenzene
8.598	VV	94.94398	2.52804	240.02232		2,4,6-Trinitrotoluene
9.203	VV	60.59361	4.41358	267.43489		4-Amino-2,6-Dinitrotoluene
9.645	VV	80.01423	3.00369	240.33757		2-Amino-4,6-Dinitrotoluene
9.920	VV	64.47650	3.84501	247.91255		2,6-Dinitrotoluene
10.209	VBA	153.43420	1.82452	279.94351		2,4-Dinitrotoluene
11.545	BV	55.39782	4.51913	250.34985		2-Nitrotoluene
12.103	VBA	47.36489	5.36717	254.21553		4-Nitrotoluene
12.991	BBA	63.21801	4.00510	253.19459		3-Nitrotoluene

Totals : 3744.54177

Data File C:\CHEM32\1\DATA\040721\040721 2021-04-07 11-24-23\5L028136.D
Sample Name: B1C0966-MS1

==========

Acq. Operator : ECL
Seq. Line : 41
Acq. Instrument : HPLC5
Location : Vial 38
Injection Date : 4/8/2021 6:22:40 AM
Inj : 1
Inj Volume : 100 µl
Acq. Method : C:\Chem32\1\DATA\040721\040721 2021-04-07 11-24-23\8330PLUS-PETN.M
Last changed : 4/5/2021 11:57:50 PM by JWR
Analysis Method : C:\CHEM32\1\METHODS\8330PLUS-PETNDA.M
Last changed : 4/9/2021 8:22:33 AM by ECL
Method Info : OVD-SOP#HPLC02: 8330PLUS-PETN Calibration 03/31/2021

Sample Info : 1

==========

Signal 2: DAD1 C, Sig=210,16 Ref=360,100

RetTime [min]	Type	Area [mAU*s]	Amt/Area	Amount [ug/L]	Grp	Name
13.709	VV	53.52819	3.82952	204.98741		PETN

Totals : 204.98741

==========

*** End of Report ***

Data File C:\CHEM32\1\DATA\040721\040721 2021-04-07 11-24-23\5L028137.D
Sample Name: B1C0966-MSD1

==========

Acq. Operator : ECL
Seq. Line : 42
Acq. Instrument : HPLC5
Location : Vial 39
Injection Date : 4/8/2021 6:50:50 AM
Inj : 1
Inj Volume : 100 µl
Acq. Method : C:\Chem32\1\DATA\040721\040721 2021-04-07 11-24-23\8330PLUS-PETN.M
Last changed : 4/5/2021 11:57:50 PM by JWR
Analysis Method : C:\CHEM32\1\METHODS\8330PLUS-PETNDA.M
Last changed : 4/9/2021 8:22:33 AM by ECL
Method Info : OVD-SOP#HPLC02: 8330PLUS-PETN Calibration 03/31/2021

Sample Info : 1

==========

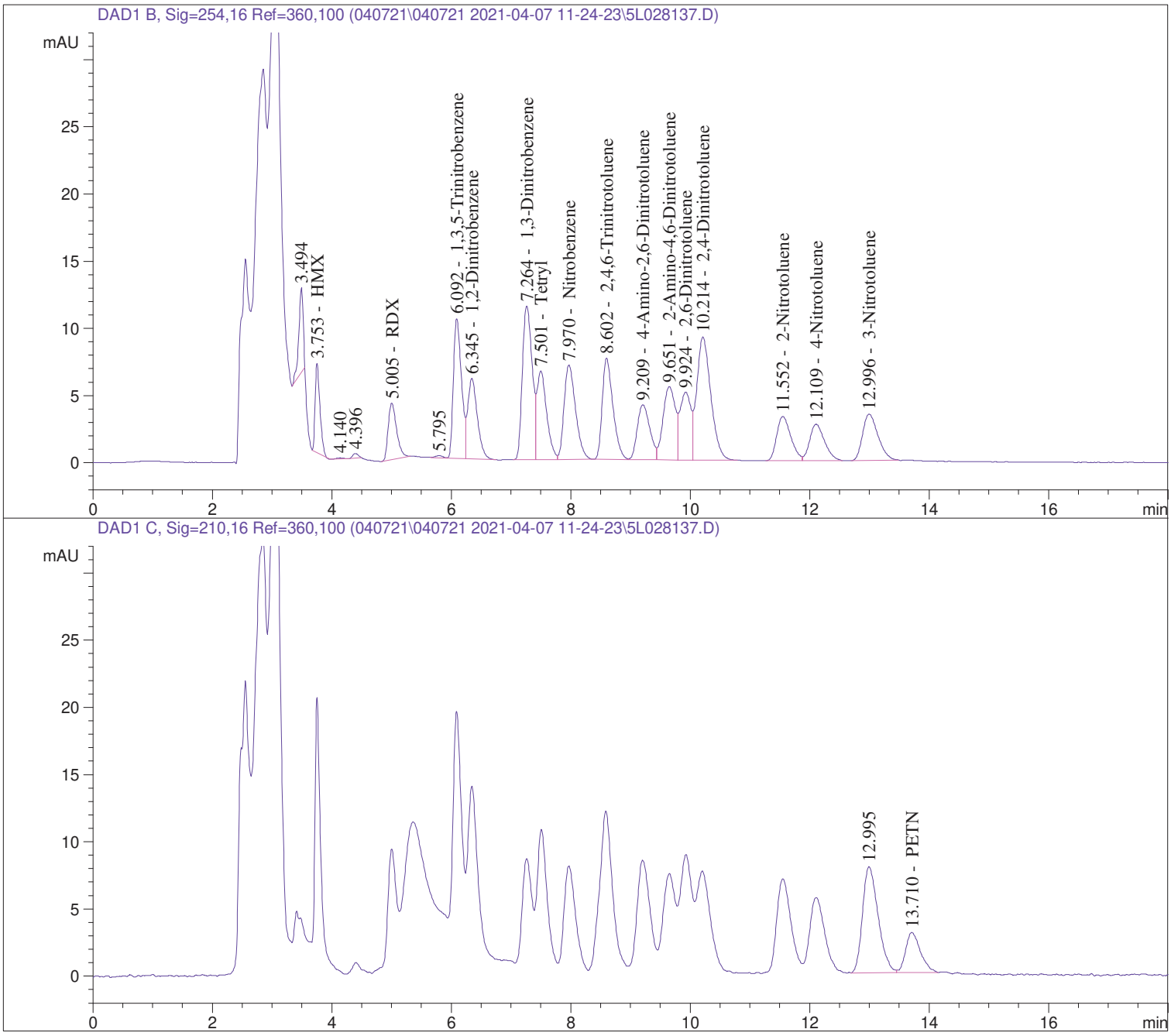

Data File C:\CHEM32\1\DATA\040721\040721 2021-04-07 11-24-23\5L028137.D
Sample Name: B1C0966-MSD1

==========

Acq. Operator : ECL
Seq. Line : 42
Acq. Instrument : HPLC5
Location : Vial 39
Injection Date : 4/8/2021 6:50:50 AM
Inj : 1
Inj Volume : 100 µl
Acq. Method : C:\Chem32\1\DATA\040721\040721 2021-04-07 11-24-23\8330PLUS-PETN.M
Last changed : 4/5/2021 11:57:50 PM by JWR
Analysis Method : C:\CHEM32\1\METHODS\8330PLUS-PETNDA.M
Last changed : 4/9/2021 8:22:33 AM by ECL
Method Info : OVD-SOP#HPLC02: 8330PLUS-PETN Calibration 03/31/2021

Sample Info : 1

==========

==========

External Standard Report

==========

Sorted By : Signal
Calib. Data Modified : 4/6/2021 11:29:02 AM
Multiplier : 1.0000
Dilution : 1.0000
Use Multiplier & Dilution Factor with ISTDs

Signal 1: DAD1 B, Sig=254,16 Ref=360,100

RetTime [min]	Type	Area [mAU*s]	Amt/Area	Amount [ug/L]	Grp	Name
3.753	BV	37.10926	6.16766	228.87741		HMX
5.005	BV	41.21894	5.28709	217.92813		RDX
6.092	VV	98.39646	2.62175	257.97132		1,3,5-Trinitrobenzene
6.345	VBA	66.94855	3.56199	238.47009		1,2-Dinitrobenzene
7.264	VV	131.52180	1.81331	238.48966		1,3-Dinitrobenzene
7.501	VV	74.80277	2.98269	223.11347		Tetryl
7.970	VV	94.41875	2.64307	249.55499		Nitrobenzene
8.602	VV	93.79050	2.52781	237.08491		2,4,6-Trinitrotoluene
9.209	VV	59.99240	4.41374	264.79094		4-Amino-2,6-Dinitrotoluene
9.651	VV	78.87899	3.00377	236.93421		2-Amino-4,6-Dinitrotoluene
9.924	VV	63.74937	3.84488	245.10881		2,6-Dinitrotoluene
10.214	VBA	150.73347	1.82450	275.01278		2,4-Dinitrotoluene
11.552	BV	54.43341	4.51895	245.98195		2-Nitrotoluene
12.109	VBA	46.68592	5.36728	250.57656		4-Nitrotoluene
12.996	VBA	61.92045	4.00514	248.00028		3-Nitrotoluene

Totals : 3657.89552

Data File C:\CHEM32\1\DATA\040721\040721 2021-04-07 11-24-23\5L028137.D
Sample Name: B1C0966-MSD1

==========

Acq. Operator : ECL
Seq. Line : 42
Acq. Instrument : HPLC5
Location : Vial 39
Injection Date : 4/8/2021 6:50:50 AM
Inj : 1
Inj Volume : 100 µl
Acq. Method : C:\Chem32\1\DATA\040721\040721 2021-04-07 11-24-23\8330PLUS-PETN.M
Last changed : 4/5/2021 11:57:50 PM by JWR
Analysis Method : C:\CHEM32\1\METHODS\8330PLUS-PETNDA.M
Last changed : 4/9/2021 8:22:33 AM by ECL
Method Info : OVD-SOP#HPLC02: 8330PLUS-PETN Calibration 03/31/2021

Sample Info : 1

==========

Signal 2: DAD1 C, Sig=210,16 Ref=360,100

RetTime [min]	Type	Area [mAU*s]	Amt/Area	Amount [ug/L]	Grp	Name
13.710	VV	51.94394	3.82758	198.81960		PETN

Totals : 198.81960

==========

*** End of Report ***

Data File C:\CHEM32\1\DATA\040721\040721 2021-04-07 11-24-23\5L028122.D
Sample Name: B1C0966-SRM1

==========

Acq. Operator : ECL
Seq. Line : 27
Acq. Instrument : HPLC5
Location : Vial 25
Injection Date : 4/7/2021 11:47:53 PM
Inj : 1
Inj Volume : 100 µl
Acq. Method : C:\Chem32\1\DATA\040721\040721 2021-04-07 11-24-23\8330PLUS-PETN.M
Last changed : 4/5/2021 11:57:50 PM by JWR
Analysis Method : C:\CHEM32\1\METHODS\8330PLUS-PETNDA.M
Last changed : 4/8/2021 8:15:51 AM by ECL
Method Info : OVD-SOP#HPLC02: 8330PLUS-PETN Calibration 03/31/2021

Sample Info : 1

==========

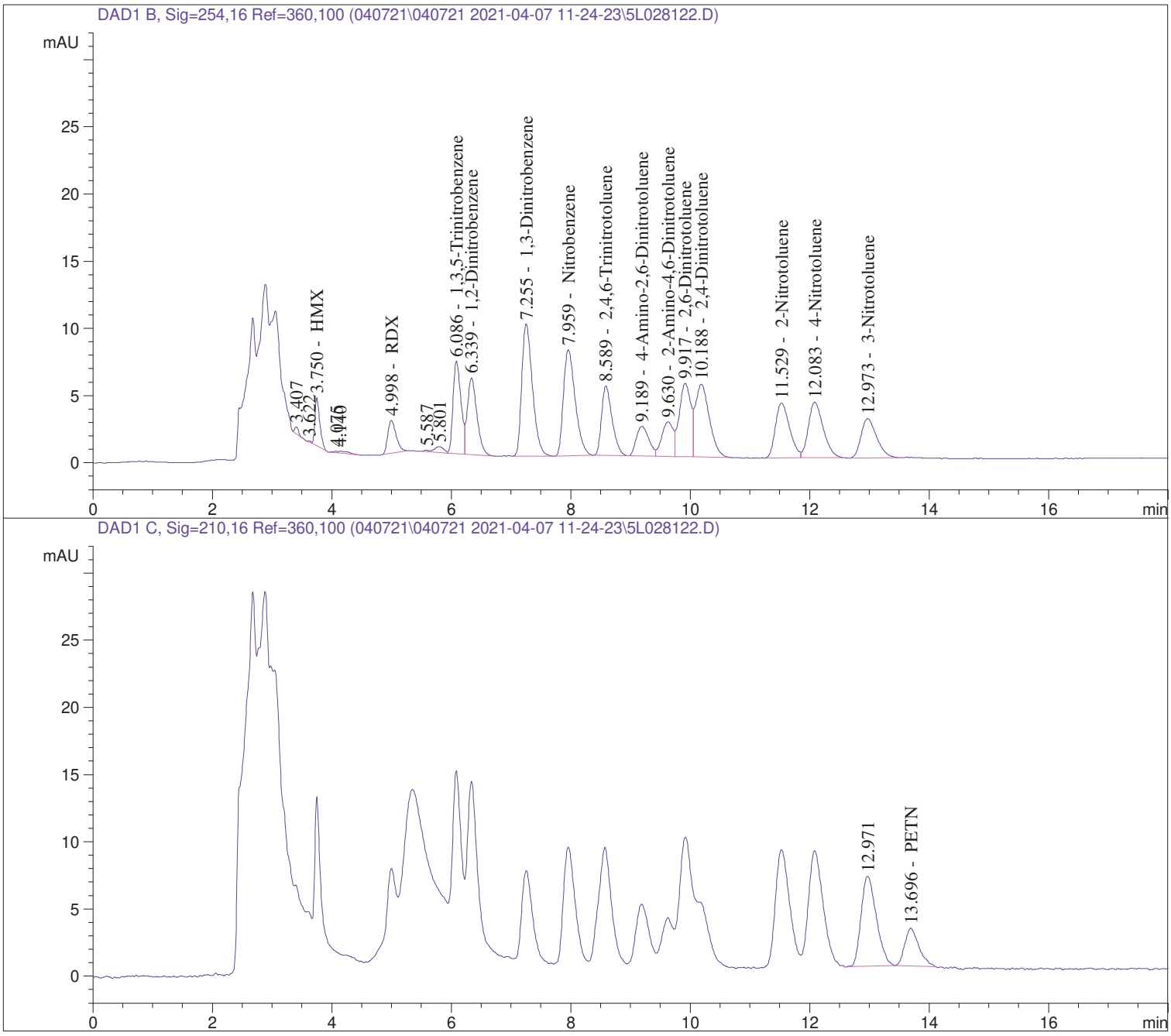

Data File C:\CHEM32\1\DATA\040721\040721 2021-04-07 11-24-23\5L028122.D
Sample Name: B1C0966-SRM1

==========

Acq. Operator : ECL
Seq. Line : 27
Acq. Instrument : HPLC5
Location : Vial 25
Injection Date : 4/7/2021 11:47:53 PM
Inj : 1
Inj Volume : 100 µl
Acq. Method : C:\Chem32\1\DATA\040721\040721 2021-04-07 11-24-23\8330PLUS-PETN.M
Last changed : 4/5/2021 11:57:50 PM by JWR
Analysis Method : C:\CHEM32\1\METHODS\8330PLUS-PETNDA.M
Last changed : 4/8/2021 8:15:51 AM by ECL
Method Info : OVD-SOP#HPLC02: 8330PLUS-PETN Calibration 03/31/2021

Sample Info : 1

==========

==========

External Standard Report

==========

Sorted By : Signal
Calib. Data Modified : 4/6/2021 11:29:02 AM
Multiplier : 1.0000
Dilution : 1.0000
Use Multiplier & Dilution Factor with ISTDs

Signal 1: DAD1 B, Sig=254,16 Ref=360,100

RetTime [min]	Type	Area [mAU*s]	Amt/Area	Amount [ug/L]	Grp	Name
3.750	VV	20.41823	6.10942	124.74343		HMX
4.998	BV	23.88144	5.40921	129.17960		RDX
6.086	VV	63.68730	2.62207	166.99250		1,3,5-Trinitrobenzene
6.339	VBA	63.44196	3.56242	226.00713		1,2-Dinitrobenzene
7.255	VV	123.05015	1.81321	223.11630		1,3-Dinitrobenzene
7.516		-	-	-		Tetryl
7.959	VV	108.23001	2.64403	286.16302		Nitrobenzene
8.589	VV	63.57753	2.51890	160.14572		2,4,6-Trinitrotoluene
9.189	VV	32.53480	4.42723	144.03907		4-Amino-2,6-Dinitrotoluene
9.630	VV	34.18221	3.01141	102.93660		2-Amino-4,6-Dinitrotoluene
9.917	VV	74.24406	3.84644	285.57529		2,6-Dinitrotoluene
10.188	VV	88.51801	1.82365	161.42584		2,4-Dinitrotoluene
11.529	BV	67.61890	4.52093	305.70055		2-Nitrotoluene
12.083	VBA	71.55553	5.36460	383.86678		4-Nitrotoluene
12.973	BBA	52.81379	4.00549	211.54489		3-Nitrotoluene

Totals : 2911.43672

Data File C:\CHEM32\1\DATA\040721\040721 2021-04-07 11-24-23\5L028122.D
Sample Name: B1C0966-SRM1

==========

Acq. Operator : ECL Seq. Line : 27
Acq. Instrument : HPLC5 Location : Vial 25
Injection Date : 4/7/2021 11:47:53 PM Inj : 1
Inj Volume : 100 µl
Acq. Method : C:\Chem32\1\DATA\040721\040721 2021-04-07 11-24-23\8330PLUS-PETN.M
Last changed : 4/5/2021 11:57:50 PM by JWR
Analysis Method : C:\CHEM32\1\METHODS\8330PLUS-PETNDA.M
Last changed : 4/8/2021 8:15:51 AM by ECL
Method Info : OVD-SOP#HPLC02: 8330PLUS-PETN Calibration 03/31/2021

Sample Info : 1

==========

Signal 2: DAD1 C, Sig=210,16 Ref=360,100

RetTime [min]	Type	Area [mAU*s]	Amt/Area	Amount [ug/L]	Grp	Name
13.696	VBA	46.19703	3.81942	176.44569		PETN

Totals : 176.44569

1 Warnings or Errors :

Warning : Calibrated compound(s) not found

==========

*** End of Report ***

Data File C:\CHEM32\1\DATA\040821\040821 2021-04-08 12-12-43\5L028142.D
Sample Name: B1C1016-BLK1

==========

Acq. Operator : ECL
Seq. Line : 2
Acq. Instrument : HPLC5
Location : Vial 2
Injection Date : 4/8/2021 12:45:55 PM
Inj : 1
Inj Volume : 100 µl
Acq. Method : C:\Chem32\1\DATA\040821\040821 2021-04-08 12-12-43\8330PLUS-PETN.M
Last changed : 4/5/2021 11:57:50 PM by JWR
Analysis Method : C:\CHEM32\1\METHODS\8330PLUS-PETNDA.M
Last changed : 4/9/2021 8:22:33 AM by ECL
Method Info : OVD-SOP#HPLC02: 8330PLUS-PETN Calibration 03/31/2021

Sample Info : 1

==========

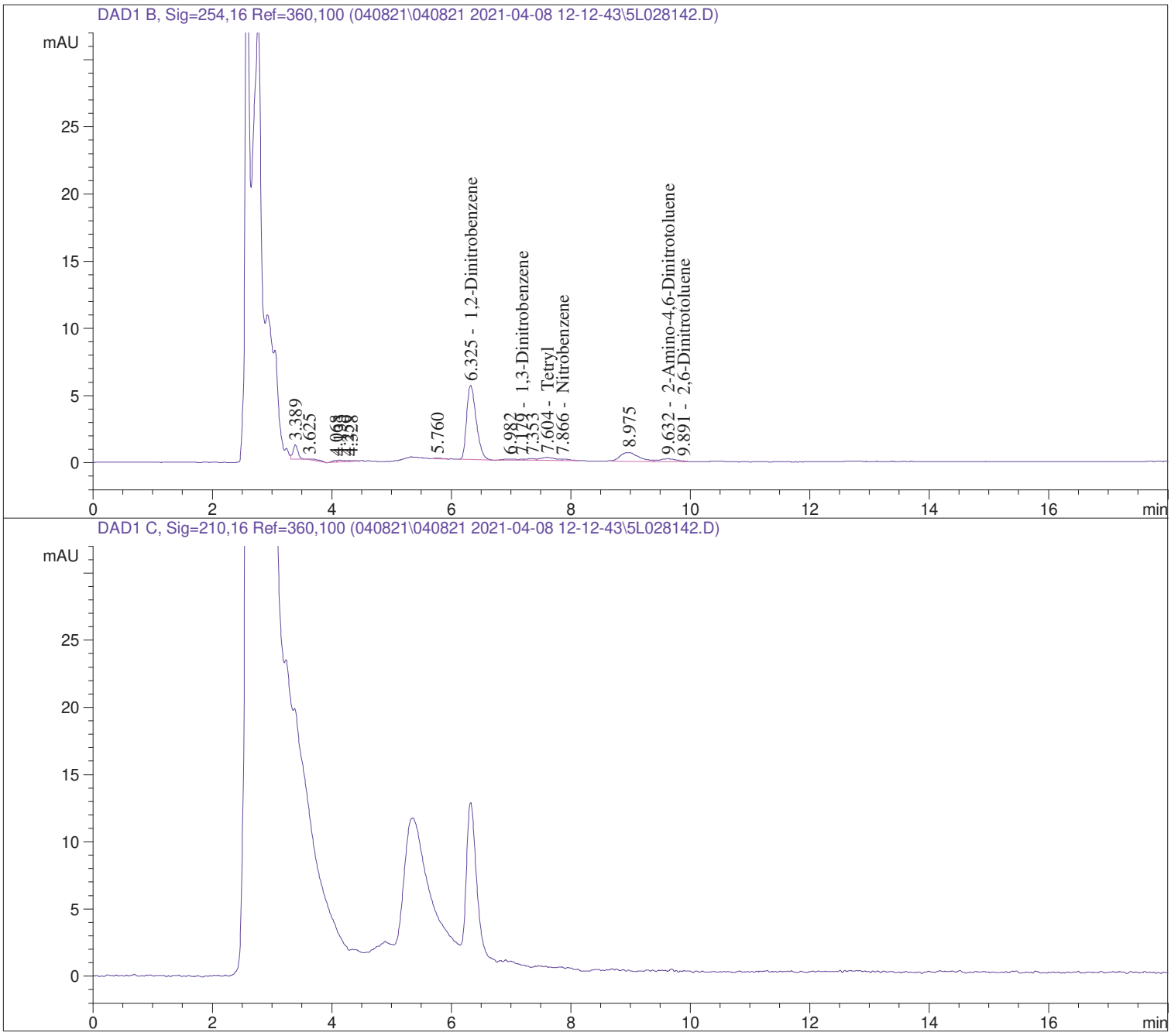

Data File C:\CHEM32\1\DATA\040821\040821 2021-04-08 12-12-43\5L028142.D
Sample Name: B1C1016-BLK1

==========

Acq. Operator : ECL
Seq. Line : 2
Acq. Instrument : HPLC5
Location : Vial 2
Injection Date : 4/8/2021 12:45:55 PM
Inj : 1
Inj Volume : 100 µl
Acq. Method : C:\Chem32\1\DATA\040821\040821 2021-04-08 12-12-43\8330PLUS-PETN.M
Last changed : 4/5/2021 11:57:50 PM by JWR
Analysis Method : C:\CHEM32\1\METHODS\8330PLUS-PETNDA.M
Last changed : 4/9/2021 8:22:33 AM by ECL
Method Info : OVD-SOP#HPLC02: 8330PLUS-PETN Calibration 03/31/2021

Sample Info : 1

==========

==========

External Standard Report

==========

Sorted By : Signal
Calib. Data Modified : 4/6/2021 11:29:02 AM
Multiplier : 1.0000
Dilution : 1.0000
Use Multiplier & Dilution Factor with ISTDs

Signal 1: DAD1 B, Sig=254,16 Ref=360,100

RetTime [min]	Type	Area [mAU*s]	Amt/Area	Amount [ug/L]	Grp	Name
3.753		-	-	-		HMX
4.994		-	-	-		RDX
6.093		-	-	-		1,3,5-Trinitrobenzene
6.325	VBA	61.25254	3.56272	218.22562		1,2-Dinitrobenzene
7.179	VV	3.89260e-1	1.35093	5.25863e-1		1,3-Dinitrobenzene
7.604	VV	3.96661	2.93510	11.64241		Tetryl
7.866	VV	9.85030e-1	1.92898	1.90010		Nitrobenzene
8.608		-	-	-		2,4,6-Trinitrotoluene
9.192		-	-	-		4-Amino-2,6-Dinitrotoluene
9.632	VV	3.98932	3.11345	12.42057		2-Amino-4,6-Dinitrotoluene
9.891	VV	2.48004e-1	1.02392	2.53936e-1		2,6-Dinitrotoluene
10.216		-	-	-		2,4-Dinitrotoluene
11.545		-	-	-		2-Nitrotoluene
12.103		-	-	-		4-Nitrotoluene
12.992		-	-	-		3-Nitrotoluene

Totals : 244.96850

Data File C:\CHEM32\1\DATA\040821\040821 2021-04-08 12-12-43\5L028142.D
Sample Name: B1C1016-BLK1

==========

Acq. Operator : ECL Seq. Line : 2
Acq. Instrument : HPLC5 Location : Vial 2
Injection Date : 4/8/2021 12:45:55 PM Inj : 1
Inj Volume : 100 µl
Acq. Method : C:\Chem32\1\DATA\040821\040821 2021-04-08 12-12-43\8330PLUS-PETN.M
Last changed : 4/5/2021 11:57:50 PM by JWR
Analysis Method : C:\CHEM32\1\METHODS\8330PLUS-PETNDA.M
Last changed : 4/9/2021 8:22:33 AM by ECL
Method Info : OVD-SOP#HPLC02: 8330PLUS-PETN Calibration 03/31/2021

Sample Info : 1

==========

Signal 2: DAD1 C, Sig=210,16 Ref=360,100

RetTime [min]	Type	Area [mAU*s]	Amt/Area	Amount [ug/L]	Grp	Name
13.744		-	-	-		PETN

Totals : 0.00000

1 Warnings or Errors :

Warning : Calibrated compound(s) not found

==========

*** End of Report ***

Data File C:\CHEM32\1\DATA\040821\040821 2021-04-08 12-12-43\5L028143.D
Sample Name: B1C1016-BLK2

==========

Acq. Operator : ECL
Seq. Line : 3
Acq. Instrument : HPLC5
Location : Vial 3
Injection Date : 4/8/2021 1:14:04 PM
Inj : 1
Inj Volume : 100 µl
Acq. Method : C:\Chem32\1\DATA\040821\040821 2021-04-08 12-12-43\8330PLUS-PETN.M
Last changed : 4/5/2021 11:57:50 PM by JWR
Analysis Method : C:\CHEM32\1\METHODS\8330PLUS-PETNDA.M
Last changed : 4/9/2021 8:22:33 AM by ECL
Method Info : OVD-SOP#HPLC02: 8330PLUS-PETN Calibration 03/31/2021

Sample Info : 1

==========

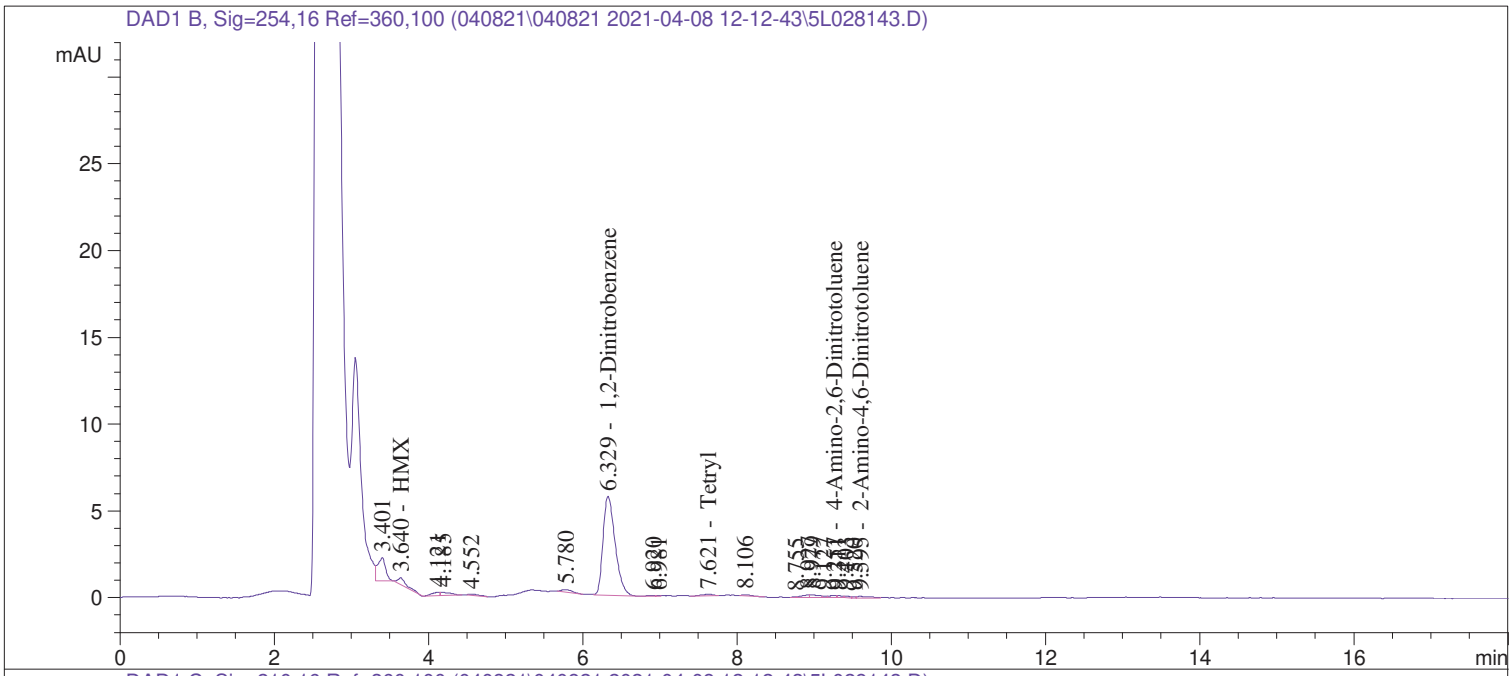

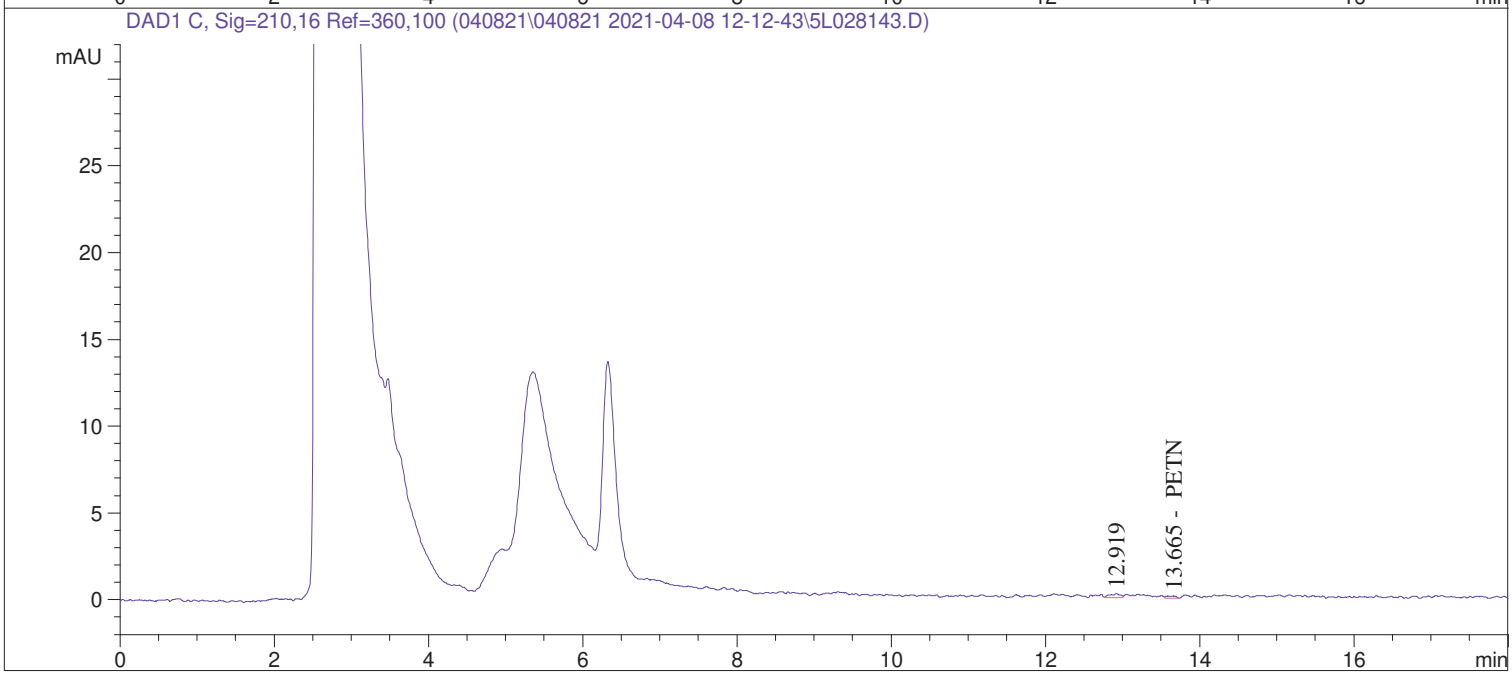

Data File C:\CHEM32\1\DATA\040821\040821 2021-04-08 12-12-43\5L028143.D
Sample Name: B1C1016-BLK2

==========

Acq. Operator : ECL Seq. Line : 3
Acq. Instrument : HPLC5 Location : Vial 3
Injection Date : 4/8/2021 1:14:04 PM Inj : 1
Inj Volume : 100 µl
Acq. Method : C:\Chem32\1\DATA\040821\040821 2021-04-08 12-12-43\8330PLUS-PETN.M
Last changed : 4/5/2021 11:57:50 PM by JWR
Analysis Method : C:\CHEM32\1\METHODS\8330PLUS-PETNDA.M
Last changed : 4/9/2021 8:22:33 AM by ECL
Method Info : OVD-SOP#HPLC02: 8330PLUS-PETN Calibration 03/31/2021

Sample Info : 1

==========

==========

External Standard Report

==========

Sorted By : Signal
Calib. Data Modified : 4/6/2021 11:29:02 AM
Multiplier : 1.0000
Dilution : 1.0000
Use Multiplier & Dilution Factor with ISTDs

Signal 1: DAD1 B, Sig=254,16 Ref=360,100

RetTime [min]	Type	Area [mAU*s]	Amt/Area	Amount [ug/L]	Grp	Name
3.640	BV	2.94057	5.33970	15.70174		HMX
4.994		-	-	-		RDX
6.093		-	-	-		1,3,5-Trinitrobenzene
6.329	VBA	62.63860	3.56253	223.15189		1,2-Dinitrobenzene
7.259		-	-	-		1,3-Dinitrobenzene
7.621	VV	9.97376e-1	2.78550	2.77819		Tetryl
7.963		-	-	-		Nitrobenzene
8.608		-	-	-		2,4,6-Trinitrotoluene
9.257	VV	8.30790e-1	5.55203	4.61257		4-Amino-2,6-Dinitrotoluene
9.595	VV	1.11380	3.41171	3.79998		2-Amino-4,6-Dinitrotoluene
9.933		-	-	-		2,6-Dinitrotoluene
10.216		-	-	-		2,4-Dinitrotoluene
11.545		-	-	-		2-Nitrotoluene
12.103		-	-	-		4-Nitrotoluene
12.992		-	-	-		3-Nitrotoluene

Totals : 250.04436

Data File C:\CHEM32\1\DATA\040821\040821 2021-04-08 12-12-43\5L028143.D
Sample Name: B1C1016-BLK2

==========

Acq. Operator : ECL Seq. Line : 3
Acq. Instrument : HPLC5 Location : Vial 3
Injection Date : 4/8/2021 1:14:04 PM Inj : 1
Inj Volume : 100 µl
Acq. Method : C:\Chem32\1\DATA\040821\040821 2021-04-08 12-12-43\8330PLUS-PETN.M
Last changed : 4/5/2021 11:57:50 PM by JWR
Analysis Method : C:\CHEM32\1\METHODS\8330PLUS-PETNDA.M
Last changed : 4/9/2021 8:22:33 AM by ECL
Method Info : OVD-SOP#HPLC02: 8330PLUS-PETN Calibration 03/31/2021

Sample Info : 1

==========

Signal 2: DAD1 C, Sig=210,16 Ref=360,100

RetTime [min]	Type	Area [mAU*s]	Amt/Area	Amount [ug/L]	Grp	Name
13.665	VV	1.21723	1.09260	1.32994		PETN

Totals : 1.32994

1 Warnings or Errors :

Warning : Calibrated compound(s) not found

==========

*** End of Report ***

Data File C:\CHEM32\1\DATA\040821\040821 2021-04-08 12-12-43\5L028155.D
Sample Name: B1C1016-DUP1

==========

Acq. Operator : ECL
Seq. Line : 15
Acq. Instrument : HPLC5
Location : Vial 14
Injection Date : 4/8/2021 6:52:20 PM
Inj : 1
Inj Volume : 100 µl
Acq. Method : C:\Chem32\1\DATA\040821\040821 2021-04-08 12-12-43\8330PLUS-PETN.M
Last changed : 4/5/2021 11:57:50 PM by JWR
Analysis Method : C:\CHEM32\1\METHODS\8330PLUS-PETNDA.M
Last changed : 4/9/2021 8:22:33 AM by ECL
Method Info : OVD-SOP#HPLC02: 8330PLUS-PETN Calibration 03/31/2021

Sample Info : 1

==========

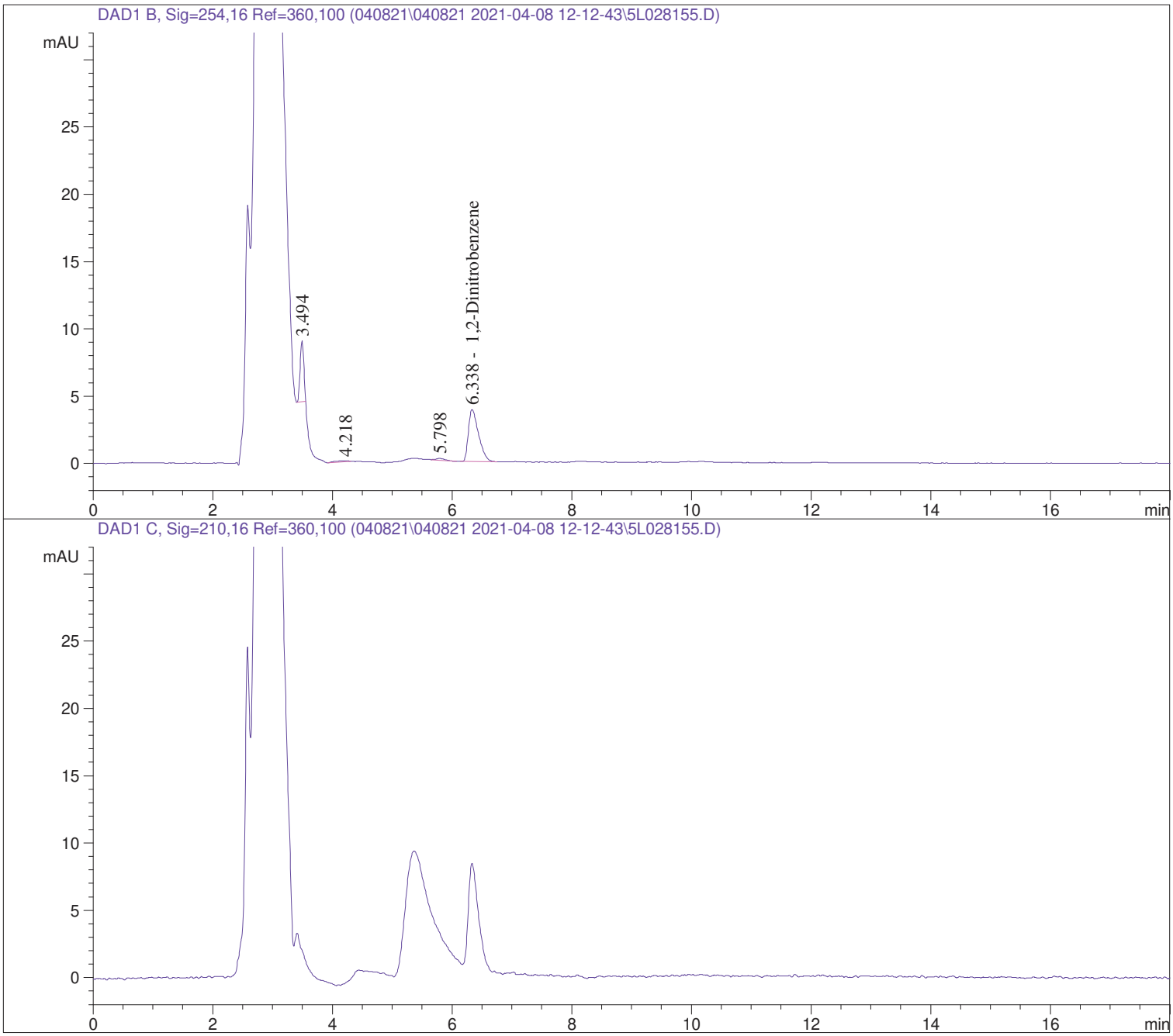

Data File C:\CHEM32\1\DATA\040821\040821 2021-04-08 12-12-43\5L028155.D
Sample Name: B1C1016-DUP1

==========

Acq. Operator : ECL Seq. Line : 15
Acq. Instrument : HPLC5 Location : Vial 14
Injection Date : 4/8/2021 6:52:20 PM Inj : 1
Inj Volume : 100 µl
Acq. Method : C:\Chem32\1\DATA\040821\040821 2021-04-08 12-12-43\8330PLUS-PETN.M
Last changed : 4/5/2021 11:57:50 PM by JWR
Analysis Method : C:\CHEM32\1\METHODS\8330PLUS-PETNDA.M
Last changed : 4/9/2021 8:22:33 AM by ECL
Method Info : OVD-SOP#HPLC02: 8330PLUS-PETN Calibration 03/31/2021

Sample Info : 1

==========

==========

External Standard Report

==========

Sorted By : Signal
Calib. Data Modified : 4/6/2021 11:29:02 AM
Multiplier : 1.0000
Dilution : 1.0000
Use Multiplier & Dilution Factor with ISTDs

Signal 1: DAD1 B, Sig=254,16 Ref=360,100

RetTime [min]	Type	Area [mAU*s]	Amt/Area	Amount [ug/L]	Grp	Name
3.753		-	-	-		HMX
4.994		-	-	-		RDX
6.093		-	-	-		1,3,5-Trinitrobenzene
6.338	VBA	45.89859	3.56558	163.65532		1,2-Dinitrobenzene
7.259		-	-	-		1,3-Dinitrobenzene
7.516		-	-	-		Tetryl
7.963		-	-	-		Nitrobenzene
8.608		-	-	-		2,4,6-Trinitrotoluene
9.192		-	-	-		4-Amino-2,6-Dinitrotoluene
9.633		-	-	-		2-Amino-4,6-Dinitrotoluene
9.933		-	-	-		2,6-Dinitrotoluene
10.216		-	-	-		2,4-Dinitrotoluene
11.545		-	-	-		2-Nitrotoluene
12.103		-	-	-		4-Nitrotoluene
12.992		-	-	-		3-Nitrotoluene

Totals : 163.65532

Data File C:\CHEM32\1\DATA\040821\040821 2021-04-08 12-12-43\5L028155.D
Sample Name: B1C1016-DUP1

==========

Acq. Operator : ECL Seq. Line : 15
Acq. Instrument : HPLC5 Location : Vial 14
Injection Date : 4/8/2021 6:52:20 PM Inj : 1
Inj Volume : 100 µl
Acq. Method : C:\Chem32\1\DATA\040821\040821 2021-04-08 12-12-43\8330PLUS-PETN.M
Last changed : 4/5/2021 11:57:50 PM by JWR
Analysis Method : C:\CHEM32\1\METHODS\8330PLUS-PETNDA.M
Last changed : 4/9/2021 8:22:33 AM by ECL
Method Info : OVD-SOP#HPLC02: 8330PLUS-PETN Calibration 03/31/2021

Sample Info : 1

==========

Signal 2: DAD1 C, Sig=210,16 Ref=360,100

RetTime [min]	Type	Area [mAU*s]	Amt/Area	Amount [ug/L]	Grp	Name
13.744		-	-	-		PETN

Totals : 0.00000

1 Warnings or Errors :

Warning : Calibrated compound(s) not found

==========

*** End of Report ***

Data File C:\CHEM32\1\DATA\040821\040821 2021-04-08 12-12-43\5L028156.D
Sample Name: B1C1016-DUP2

==========

Acq. Operator : ECL
Seq. Line : 16
Acq. Instrument : HPLC5
Location : Vial 15
Injection Date : 4/8/2021 7:20:31 PM
Inj : 1
Inj Volume : 100 µl
Acq. Method : C:\Chem32\1\DATA\040821\040821 2021-04-08 12-12-43\8330PLUS-PETN.M
Last changed : 4/5/2021 11:57:50 PM by JWR
Analysis Method : C:\CHEM32\1\METHODS\8330PLUS-PETNDA.M
Last changed : 4/9/2021 8:22:33 AM by ECL
Method Info : OVD-SOP#HPLC02: 8330PLUS-PETN Calibration 03/31/2021

Sample Info : 1

==========

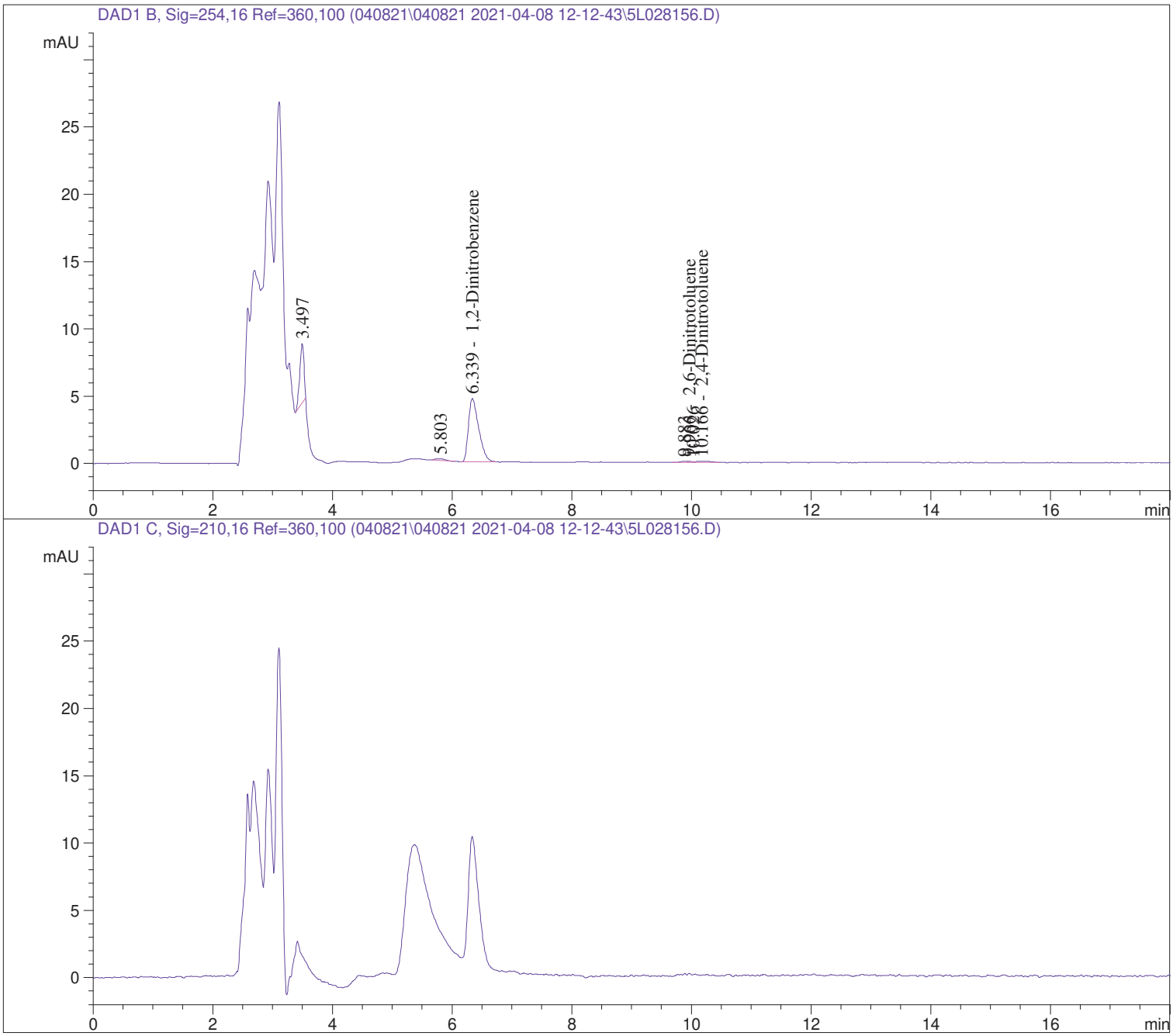

Data File C:\CHEM32\1\DATA\040821\040821 2021-04-08 12-12-43\5L028156.D
Sample Name: B1C1016-DUP2

==========

Acq. Operator : ECL Seq. Line : 16
Acq. Instrument : HPLC5 Location : Vial 15
Injection Date : 4/8/2021 7:20:31 PM Inj : 1
Inj Volume : 100 µl
Acq. Method : C:\Chem32\1\DATA\040821\040821 2021-04-08 12-12-43\8330PLUS-PETN.M
Last changed : 4/5/2021 11:57:50 PM by JWR
Analysis Method : C:\CHEM32\1\METHODS\8330PLUS-PETNDA.M
Last changed : 4/9/2021 8:22:33 AM by ECL
Method Info : OVD-SOP#HPLC02: 8330PLUS-PETN Calibration 03/31/2021

Sample Info : 1

==========

==========

External Standard Report

==========

Sorted By : Signal
Calib. Data Modified : 4/6/2021 11:29:02 AM
Multiplier : 1.0000
Dilution : 1.0000
Use Multiplier & Dilution Factor with ISTDs

Signal 1: DAD1 B, Sig=254,16 Ref=360,100

RetTime [min]	Type	Area [mAU*s]	Amt/Area	Amount [ug/L]	Grp	Name
3.753		-	-	-		HMX
4.994		-	-	-		RDX
6.093		-	-	-		1,3,5-Trinitrobenzene
6.339	VBA	56.25238	3.56348	200.45428		1,2-Dinitrobenzene
7.259		-	-	-		1,3-Dinitrobenzene
7.516		-	-	-		Tetryl
7.963		-	-	-		Nitrobenzene
8.608		-	-	-		2,4,6-Trinitrotoluene
9.192		-	-	-		4-Amino-2,6-Dinitrotoluene
9.633		-	-	-		2-Amino-4,6-Dinitrotoluene
9.966	VV	2.63581e-1	1.19128	3.13999e-1		2,6-Dinitrotoluene
10.166	VV	1.47975	1.70290	2.51986		2,4-Dinitrotoluene
11.545		-	-	-		2-Nitrotoluene
12.103		-	-	-		4-Nitrotoluene
12.992		-	-	-		3-Nitrotoluene

Totals : 203.28815

Data File C:\CHEM32\1\DATA\040821\040821 2021-04-08 12-12-43\5L028156.D
Sample Name: B1C1016-DUP2

==========

Acq. Operator : ECL Seq. Line : 16
Acq. Instrument : HPLC5 Location : Vial 15
Injection Date : 4/8/2021 7:20:31 PM Inj : 1
Inj Volume : 100 µl
Acq. Method : C:\Chem32\1\DATA\040821\040821 2021-04-08 12-12-43\8330PLUS-PETN.M
Last changed : 4/5/2021 11:57:50 PM by JWR
Analysis Method : C:\CHEM32\1\METHODS\8330PLUS-PETNDA.M
Last changed : 4/9/2021 8:22:33 AM by ECL
Method Info : OVD-SOP#HPLC02: 8330PLUS-PETN Calibration 03/31/2021

Sample Info : 1

==========

Signal 2: DAD1 C, Sig=210,16 Ref=360,100

RetTime [min]	Type	Area [mAU*s]	Amt/Area	Amount [ug/L]	Grp	Name
13.744		-	-	-		PETN

Totals : 0.00000

1 Warnings or Errors :

Warning : Calibrated compound(s) not found

==========

*** End of Report ***

Data File C:\CHEM32\1\DATA\040821\040821 2021-04-08 12-12-43\5L028144.D
Sample Name: B1C1016-BS1

==========

Acq. Operator : ECL
Seq. Line : 4
Acq. Instrument : HPLC5
Location : Vial 4
Injection Date : 4/8/2021 1:42:14 PM
Inj : 1
Inj Volume : 100 µl
Acq. Method : C:\Chem32\1\DATA\040821\040821 2021-04-08 12-12-43\8330PLUS-PETN.M
Last changed : 4/5/2021 11:57:50 PM by JWR
Analysis Method : C:\CHEM32\1\METHODS\8330PLUS-PETNDA.M
Last changed : 4/9/2021 8:22:33 AM by ECL
Method Info : OVD-SOP#HPLC02: 8330PLUS-PETN Calibration 03/31/2021

Sample Info : 1

==========

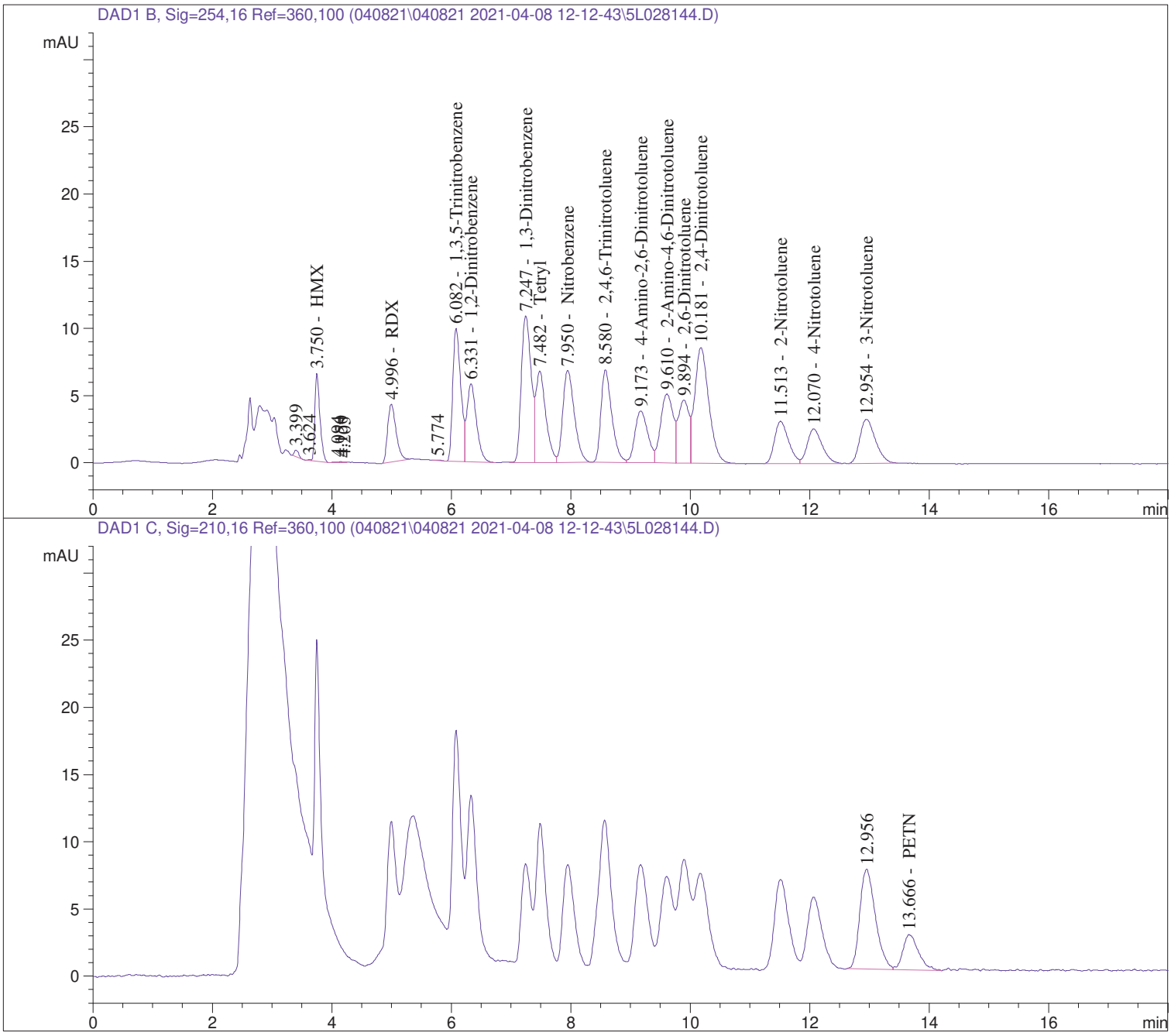

Data File C:\CHEM32\1\DATA\040821\040821 2021-04-08 12-12-43\5L028144.D
Sample Name: B1C1016-BS1

==========

Acq. Operator : ECL
Seq. Line : 4
Acq. Instrument : HPLC5
Location : Vial 4
Injection Date : 4/8/2021 1:42:14 PM
Inj : 1
Inj Volume : 100 µl
Acq. Method : C:\Chem32\1\DATA\040821\040821 2021-04-08 12-12-43\8330PLUS-PETN.M
Last changed : 4/5/2021 11:57:50 PM by JWR
Analysis Method : C:\CHEM32\1\METHODS\8330PLUS-PETNDA.M
Last changed : 4/9/2021 8:22:33 AM by ECL
Method Info : OVD-SOP#HPLC02: 8330PLUS-PETN Calibration 03/31/2021

Sample Info : 1

==========

==========

External Standard Report

==========

Sorted By : Signal
Calib. Data Modified : 4/6/2021 11:29:02 AM
Multiplier : 1.0000
Dilution : 1.0000
Use Multiplier & Dilution Factor with ISTDs

Signal 1: DAD1 B, Sig=254,16 Ref=360,100

RetTime [min]	Type	Area [mAU*s]	Amt/Area	Amount [ug/L]	Grp	Name
3.750	VV	38.09903	6.16951	235.05252		HMX
4.996	BV	41.97502	5.28406	221.79841		RDX
6.082	VV	92.94425	2.62179	243.68012		1,3,5-Trinitrobenzene
6.331	VBA	65.15868	3.56221	232.10864		1,2-Dinitrobenzene
7.247	VV	124.84262	1.81324	226.36907		1,3-Dinitrobenzene
7.482	VV	80.07652	2.98287	238.85749		Tetryl
7.950	VV	91.85763	2.64286	242.76648		Nitrobenzene
8.580	VV	86.33868	2.52620	218.10841		2,4,6-Trinitrotoluene
9.173	VV	57.93461	4.41431	255.74127		4-Amino-2,6-Dinitrotoluene
9.610	VV	75.75149	3.00401	227.55819		2-Amino-4,6-Dinitrotoluene
9.894	VV	58.73391	3.84394	225.76971		2,6-Dinitrotoluene
10.181	VV	141.59184	1.82442	258.32288		2,4-Dinitrotoluene
11.513	BV	51.46714	4.51837	232.54735		2-Nitrotoluene
12.070	VV	44.47968	5.36767	238.75203		4-Nitrotoluene
12.954	BV	59.08566	4.00524	236.65218		3-Nitrotoluene

Totals : 3534.08475

Data File C:\CHEM32\1\DATA\040821\040821 2021-04-08 12-12-43\5L028144.D
Sample Name: B1C1016-BS1

==========

Acq. Operator : ECL
Seq. Line : 4
Acq. Instrument : HPLC5
Location : Vial 4
Injection Date : 4/8/2021 1:42:14 PM
Inj : 1
Inj Volume : 100 µl
Acq. Method : C:\Chem32\1\DATA\040821\040821 2021-04-08 12-12-43\8330PLUS-PETN.M
Last changed : 4/5/2021 11:57:50 PM by JWR
Analysis Method : C:\CHEM32\1\METHODS\8330PLUS-PETNDA.M
Last changed : 4/9/2021 8:22:33 AM by ECL
Method Info : OVD-SOP#HPLC02: 8330PLUS-PETN Calibration 03/31/2021

Sample Info : 1

==========

Signal 2: DAD1 C, Sig=210,16 Ref=360,100

RetTime [min]	Type	Area [mAU*s]	Amt/Area	Amount [ug/L]	Grp	Name
13.666	VV	48.46067	3.82286	185.25848		PETN

Totals : 185.25848

==========

*** End of Report ***

Data File C:\CHEM32\1\DATA\040821\040821 2021-04-08 12-12-43\5L028158.D
Sample Name: B1C1016-MS1

==========

Acq. Operator : ECL
Seq. Line : 18
Acq. Instrument : HPLC5
Location : Vial 17
Injection Date : 4/8/2021 8:16:53 PM
Inj : 1
Inj Volume : 100 µl
Acq. Method : C:\Chem32\1\DATA\040821\040821 2021-04-08 12-12-43\8330PLUS-PETN.M
Last changed : 4/5/2021 11:57:50 PM by JWR
Analysis Method : C:\CHEM32\1\METHODS\8330PLUS-PETNDA.M
Last changed : 4/9/2021 8:22:33 AM by ECL
Method Info : OVD-SOP#HPLC02: 8330PLUS-PETN Calibration 03/31/2021

Sample Info : 1

==========

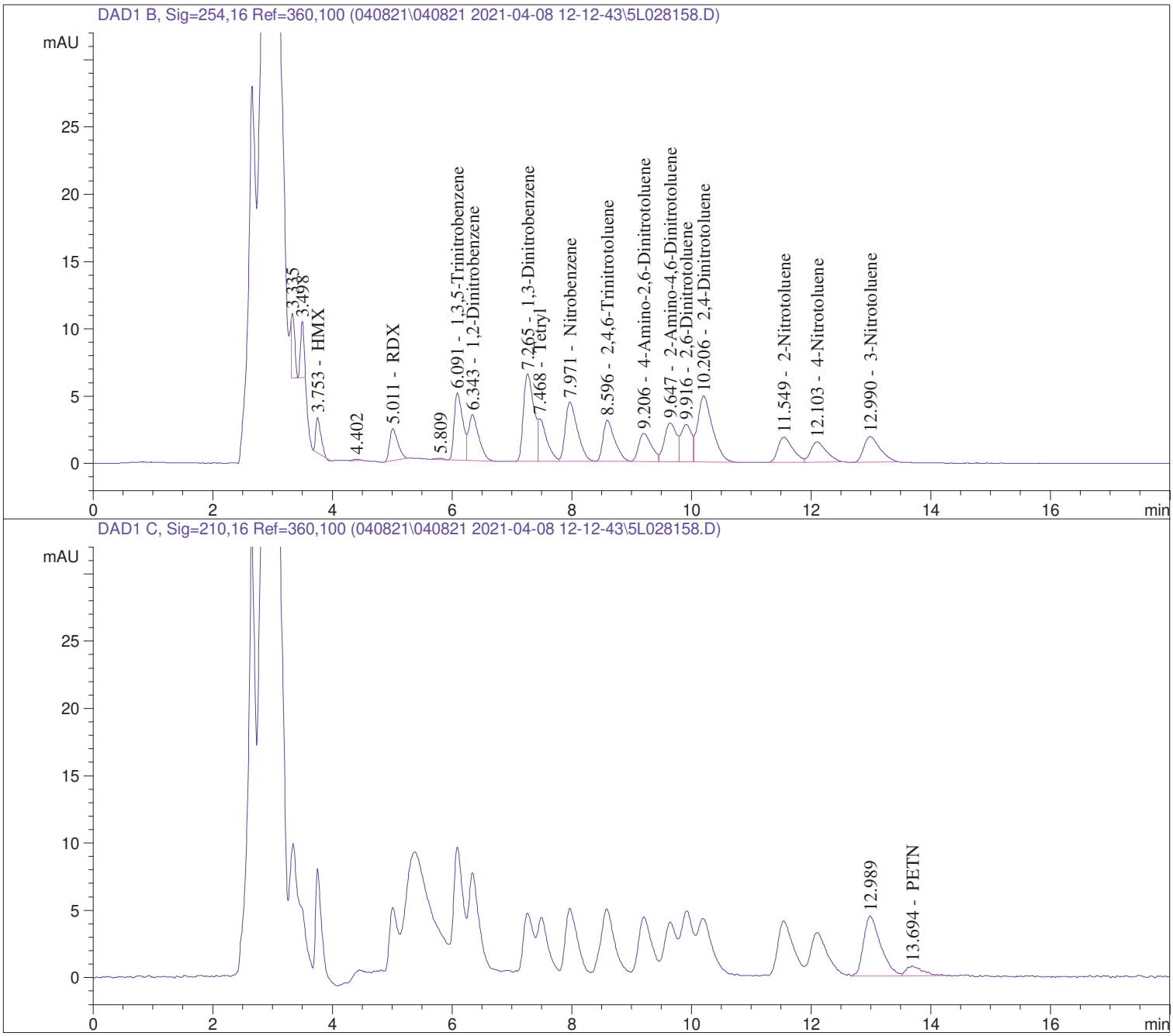

Data File C:\CHEM32\1\DATA\040821\040821 2021-04-08 12-12-43\5L028158.D
Sample Name: B1C1016-MS1

==========

Acq. Operator : ECL Seq. Line : 18
Acq. Instrument : HPLC5 Location : Vial 17
Injection Date : 4/8/2021 8:16:53 PM Inj : 1
Inj Volume : 100 µl
Acq. Method : C:\Chem32\1\DATA\040821\040821 2021-04-08 12-12-43\8330PLUS-PETN.M
Last changed : 4/5/2021 11:57:50 PM by JWR
Analysis Method : C:\CHEM32\1\METHODS\8330PLUS-PETNDA.M
Last changed : 4/9/2021 8:22:33 AM by ECL
Method Info : OVD-SOP#HPLC02: 8330PLUS-PETN Calibration 03/31/2021

Sample Info : 1

==========

==========

External Standard Report

==========

Sorted By : Signal
Calib. Data Modified : 4/6/2021 11:29:02 AM
Multiplier : 1.0000
Dilution : 1.0000
Use Multiplier & Dilution Factor with ISTDs

Signal 1: DAD1 B, Sig=254,16 Ref=360,100

RetTime [min]	Type	Area [mAU*s]	Amt/Area	Amount [ug/L]	Grp	Name
3.753	BV	15.26655	6.06571	92.60251		HMX
5.011	BBA	22.73343	5.42387	123.30312		RDX
6.091	VV	49.94151	2.62231	130.96234		1,3,5-Trinitrobenzene
6.343	VBA	40.85524	3.56700	145.73046		1,2-Dinitrobenzene
7.265	VV	79.25668	1.81240	143.64510		1,3-Dinitrobenzene
7.468	VV	32.01883	2.97913	95.38823		Tetryl
7.971	VV	62.27327	2.63918	164.35034		Nitrobenzene
8.596	VV	41.38884	2.50408	103.64084		2,4,6-Trinitrotoluene
9.206	VV	31.32994	4.42836	138.74041		4-Amino-2,6-Dinitrotoluene
9.647	VV	40.31248	3.00936	121.31468		2-Amino-4,6-Dinitrotoluene
9.916	VV	34.77614	3.83570	133.39096		2,6-Dinitrotoluene
10.206	VBA	85.29869	1.82357	155.54832		2,4-Dinitrotoluene
11.549	VV	32.52234	4.51210	146.74418		2-Nitrotoluene
12.103	VBA	27.58364	5.37263	148.19663		4-Nitrotoluene
12.990	VBA	36.35740	4.00654	145.66742		3-Nitrotoluene

Totals : 1989.22555

Data File C:\CHEM32\1\DATA\040821\040821 2021-04-08 12-12-43\5L028158.D
Sample Name: B1C1016-MS1

==========

Acq. Operator : ECL
Seq. Line : 18
Acq. Instrument : HPLC5
Location : Vial 17
Injection Date : 4/8/2021 8:16:53 PM
Inj : 1
Inj Volume : 100 µl
Acq. Method : C:\Chem32\1\DATA\040821\040821 2021-04-08 12-12-43\8330PLUS-PETN.M
Last changed : 4/5/2021 11:57:50 PM by JWR
Analysis Method : C:\CHEM32\1\METHODS\8330PLUS-PETNDA.M
Last changed : 4/9/2021 8:22:33 AM by ECL
Method Info : OVD-SOP#HPLC02: 8330PLUS-PETN Calibration 03/31/2021

Sample Info : 1

==========

Signal 2: DAD1 C, Sig=210,16 Ref=360,100

RetTime [min]	Type	Area [mAU*s]	Amt/Area	Amount [ug/L]	Grp	Name
13.694	VV	14.17512	3.65272	51.77771		PETN

Totals : 51.77771

==========

*** End of Report ***

Data File C:\CHEM32\1\DATA\040821\040821 2021-04-08 12-12-43\5L028159.D
Sample Name: B1C1016-MSD1

==========

Acq. Operator : ECL
Seq. Line : 19
Acq. Instrument : HPLC5
Location : Vial 18
Injection Date : 4/8/2021 8:45:02 PM
Inj : 1
Inj Volume : 100 µl
Acq. Method : C:\Chem32\1\DATA\040821\040821 2021-04-08 12-12-43\8330PLUS-PETN.M
Last changed : 4/5/2021 11:57:50 PM by JWR
Analysis Method : C:\CHEM32\1\METHODS\8330PLUS-PETNDA.M
Last changed : 4/9/2021 8:22:33 AM by ECL
Method Info : OVD-SOP#HPLC02: 8330PLUS-PETN Calibration 03/31/2021

Sample Info : 1

==========

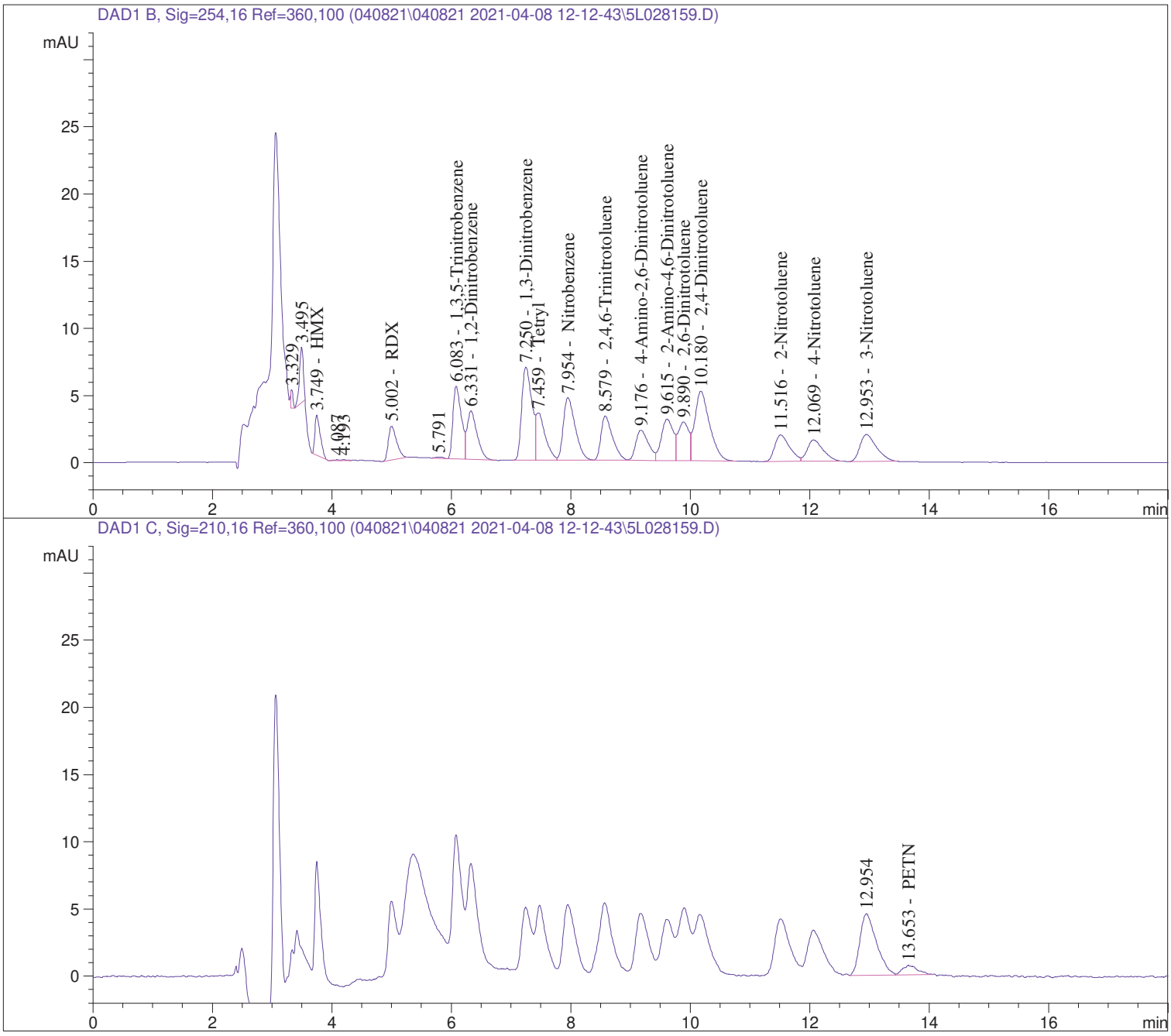

Data File C:\CHEM32\1\DATA\040821\040821 2021-04-08 12-12-43\5L028159.D
Sample Name: B1C1016-MSD1

==========

Acq. Operator : ECL Seq. Line : 19
Acq. Instrument : HPLC5 Location : Vial 18
Injection Date : 4/8/2021 8:45:02 PM Inj : 1
Inj Volume : 100 µl
Acq. Method : C:\Chem32\1\DATA\040821\040821 2021-04-08 12-12-43\8330PLUS-PETN.M
Last changed : 4/5/2021 11:57:50 PM by JWR
Analysis Method : C:\CHEM32\1\METHODS\8330PLUS-PETNDA.M
Last changed : 4/9/2021 8:22:33 AM by ECL
Method Info : OVD-SOP#HPLC02: 8330PLUS-PETN Calibration 03/31/2021

Sample Info : 1

==========

==========

External Standard Report

==========

Sorted By : Signal
Calib. Data Modified : 4/6/2021 11:29:02 AM
Multiplier : 1.0000
Dilution : 1.0000
Use Multiplier & Dilution Factor with ISTDs

Signal 1: DAD1 B, Sig=254,16 Ref=360,100

RetTime [min]	Type	Area [mAU*s]	Amt/Area	Amount [ug/L]	Grp	Name
3.749	BV	18.24198	6.09397	111.16603		HMX
5.002	BV	23.80566	5.41013	128.79172		RDX
6.083	VV	53.15894	2.62225	139.39581		1,3,5-Trinitrobenzene
6.331	VBA	42.32500	3.56655	150.95422		1,2-Dinitrobenzene
7.250	VV	82.06287	1.81248	148.73746		1,3-Dinitrobenzene
7.459	VV	38.60016	2.98019	115.03583		Tetryl
7.954	VV	64.48660	2.63957	170.21698		Nitrobenzene
8.579	VV	43.92175	2.50653	110.09105		2,4,6-Trinitrotoluene
9.176	VV	33.09666	4.42673	146.51003		4-Amino-2,6-Dinitrotoluene
9.615	VV	43.50407	3.00852	130.88284		2-Amino-4,6-Dinitrotoluene
9.890	VV	36.22708	3.83651	138.98563		2,6-Dinitrotoluene
10.180	VV	89.76381	1.82368	163.70030		2,4-Dinitrotoluene
11.516	BV	34.15809	4.51292	154.15268		2-Nitrotoluene
12.069	VBA	29.55316	5.37176	158.75244		4-Nitrotoluene
12.953	BBA	38.47026	4.00635	154.12553		3-Nitrotoluene

Totals : 2121.49855

Data File C:\CHEM32\1\DATA\040821\040821 2021-04-08 12-12-43\5L028159.D
Sample Name: B1C1016-MSD1

==========

Acq. Operator : ECL
Seq. Line : 19
Acq. Instrument : HPLC5
Location : Vial 18
Injection Date : 4/8/2021 8:45:02 PM
Inj : 1
Inj Volume : 100 µl
Acq. Method : C:\Chem32\1\DATA\040821\040821 2021-04-08 12-12-43\8330PLUS-PETN.M
Last changed : 4/5/2021 11:57:50 PM by JWR
Analysis Method : C:\CHEM32\1\METHODS\8330PLUS-PETNDA.M
Last changed : 4/9/2021 8:22:33 AM by ECL
Method Info : OVD-SOP#HPLC02: 8330PLUS-PETN Calibration 03/31/2021

Sample Info : 1

==========

Signal 2: DAD1 C, Sig=210,16 Ref=360,100

RetTime [min]	Type	Area [mAU*s]	Amt/Area	Amount [ug/L]	Grp	Name
13.653	VV	12.61252	3.62292	45.69419		PETN

Totals : 45.69419

==========

*** End of Report ***

Data File C:\CHEM32\1\DATA\040821\040821 2021-04-08 12-12-43\5L028145.D
Sample Name: B1C1016-SRM1

==========

Acq. Operator : ECL
Seq. Line : 5
Acq. Instrument : HPLC5
Location : Vial 5
Injection Date : 4/8/2021 2:10:26 PM
Inj : 1
Inj Volume : 100 µl
Acq. Method : C:\Chem32\1\DATA\040821\040821 2021-04-08 12-12-43\8330PLUS-PETN.M
Last changed : 4/5/2021 11:57:50 PM by JWR
Analysis Method : C:\CHEM32\1\METHODS\8330PLUS-PETNDA.M
Last changed : 4/9/2021 8:22:33 AM by ECL
Method Info : OVD-SOP#HPLC02: 8330PLUS-PETN Calibration 03/31/2021

Sample Info : 1

==========

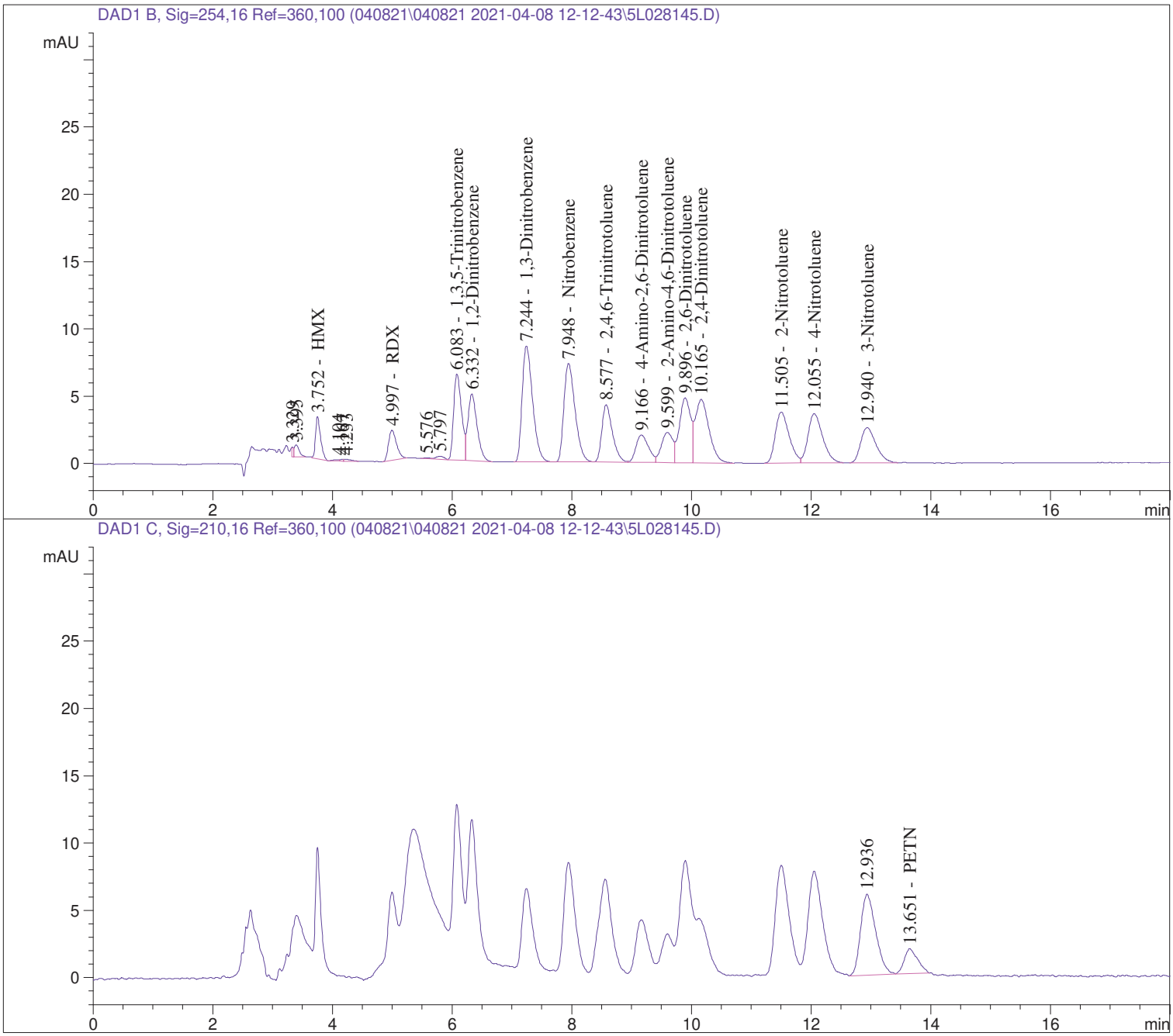

Data File C:\CHEM32\1\DATA\040821\040821 2021-04-08 12-12-43\5L028145.D
Sample Name: B1C1016-SRM1

==========

Acq. Operator : ECL Seq. Line : 5
Acq. Instrument : HPLC5 Location : Vial 5
Injection Date : 4/8/2021 2:10:26 PM Inj : 1
Inj Volume : 100 µl
Acq. Method : C:\Chem32\1\DATA\040821\040821 2021-04-08 12-12-43\8330PLUS-PETN.M
Last changed : 4/5/2021 11:57:50 PM by JWR
Analysis Method : C:\CHEM32\1\METHODS\8330PLUS-PETNDA.M
Last changed : 4/9/2021 8:22:33 AM by ECL
Method Info : OVD-SOP#HPLC02: 8330PLUS-PETN Calibration 03/31/2021

Sample Info : 1

==========

==========

External Standard Report

==========

Sorted By : Signal
Calib. Data Modified : 4/6/2021 11:29:02 AM
Multiplier : 1.0000
Dilution : 1.0000
Use Multiplier & Dilution Factor with ISTDs

Signal 1: DAD1 B, Sig=254,16 Ref=360,100

RetTime [min]	Type	Area [mAU*s]	Amt/Area	Amount [ug/L]	Grp	Name
3.752	VV	18.38101	6.09506	112.03340		HMX
4.997	BV	20.91917	5.45032	114.01612		RDX
6.083	VV	58.44006	2.62215	153.23855		1,3,5-Trinitrobenzene
6.332	VV	53.41886	3.56398	190.38351		1,2-Dinitrobenzene
7.244	VV	104.78653	1.81296	189.97365		1,3-Dinitrobenzene
7.516		-	-	-		Tetryl
7.948	VV	94.95662	2.64311	250.98065		Nitrobenzene
8.577	VV	52.10741	2.51282	130.93636		2,4,6-Trinitrotoluene
9.166	VV	29.53812	4.43022	130.86043		4-Amino-2,6-Dinitrotoluene
9.599	VV	29.96471	3.01331	90.29285		2-Amino-4,6-Dinitrotoluene
9.896	VV	63.80840	3.84489	245.33642		2,6-Dinitrotoluene
10.165	VV	75.32750	1.82329	137.34389		2,4-Dinitrotoluene
11.505	BV	60.96222	4.52004	275.55168		2-Nitrotoluene
12.055	VBA	61.97176	5.36538	332.50199		4-Nitrotoluene
12.940	BV	46.28436	4.00581	185.40655		3-Nitrotoluene

Totals : 2538.85605

Data File C:\CHEM32\1\DATA\040821\040821 2021-04-08 12-12-43\5L028145.D
Sample Name: B1C1016-SRM1

==========

Acq. Operator : ECL Seq. Line : 5
Acq. Instrument : HPLC5 Location : Vial 5
Injection Date : 4/8/2021 2:10:26 PM Inj : 1
Inj Volume : 100 µl
Acq. Method : C:\Chem32\1\DATA\040821\040821 2021-04-08 12-12-43\8330PLUS-PETN.M
Last changed : 4/5/2021 11:57:50 PM by JWR
Analysis Method : C:\CHEM32\1\METHODS\8330PLUS-PETNDA.M
Last changed : 4/9/2021 8:22:33 AM by ECL
Method Info : OVD-SOP#HPLC02: 8330PLUS-PETN Calibration 03/31/2021

Sample Info : 1

==========

Signal 2: DAD1 C, Sig=210,16 Ref=360,100

RetTime [min]	Type	Area [mAU*s]	Amt/Area	Amount [ug/L]	Grp	Name
13.651	VV	29.08155	3.77599	109.81155		PETN

Totals : 109.81155

1 Warnings or Errors :

Warning : Calibrated compound(s) not found

==========

*** End of Report ***

Data File C:\CHEM32\1\DATA\040921\040921 2021-04-09 12-30-09\5L028196.D
Sample Name: B1C1074-BLK1

==========

Acq. Operator : ECL
Seq. Line : 15
Acq. Instrument : HPLC5
Location : Vial 7
Injection Date : 4/9/2021 5:15:23 PM
Inj : 1
Inj Volume : 100 µl
Acq. Method : C:\Chem32\1\DATA\040921\040921 2021-04-09 12-30-09\8330PLUS-PETN.M
Last changed : 4/5/2021 11:57:50 PM by JWR
Analysis Method : C:\CHEM32\1\METHODS\8330PLUS-PETNDA.M
Last changed : 4/10/2021 11:08:44 AM by ECL
Method Info : OVD-SOP#HPLC02: 8330PLUS-PETN Calibration 03/31/2021

Sample Info : 1

==========

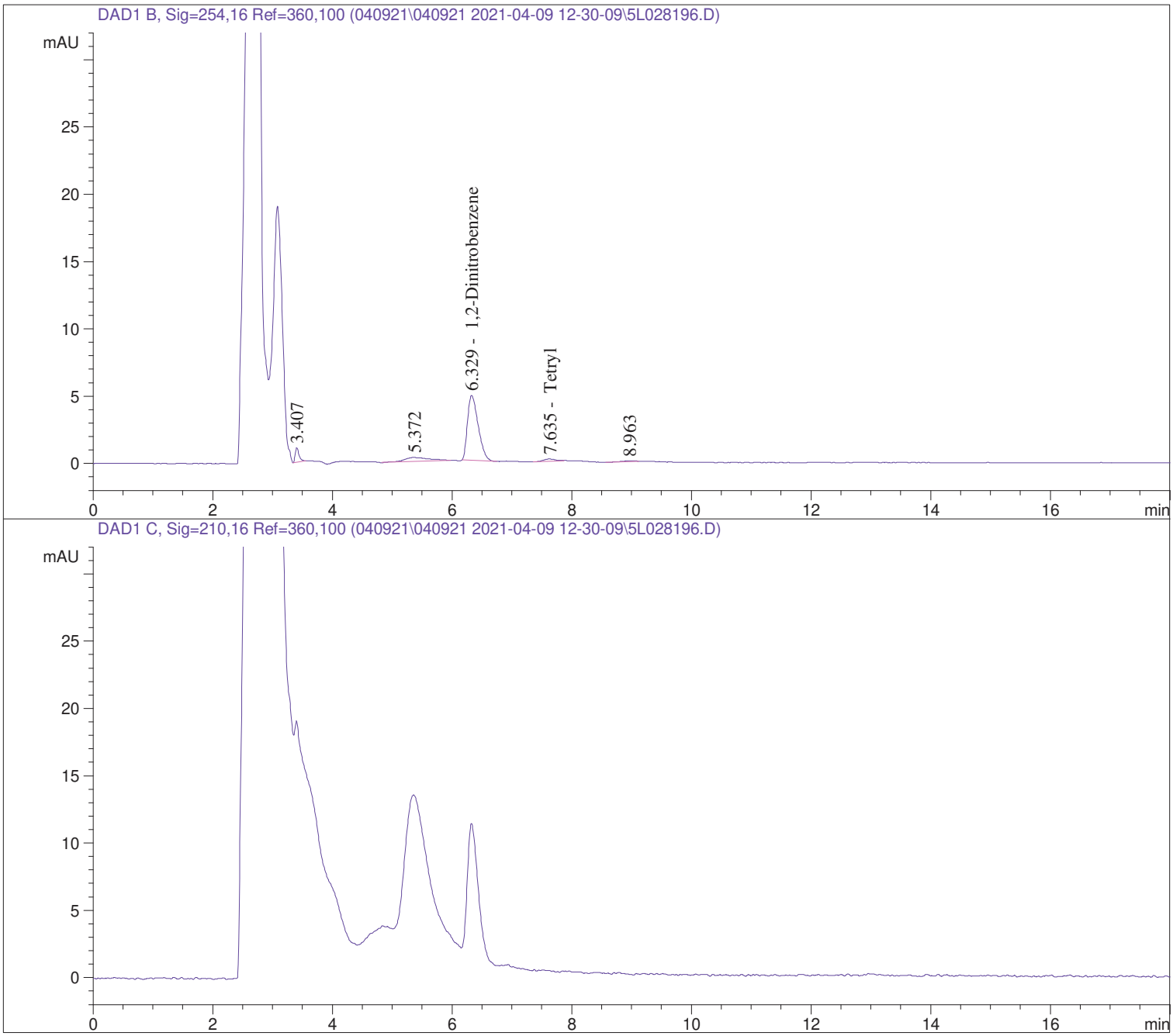

Data File C:\CHEM32\1\DATA\040921\040921 2021-04-09 12-30-09\5L028196.D
Sample Name: B1C1074-BLK1

==========

Acq. Operator : ECL Seq. Line : 15
Acq. Instrument : HPLC5 Location : Vial 7
Injection Date : 4/9/2021 5:15:23 PM Inj : 1
Inj Volume : 100 µl
Acq. Method : C:\Chem32\1\DATA\040921\040921 2021-04-09 12-30-09\8330PLUS-PETN.M
Last changed : 4/5/2021 11:57:50 PM by JWR
Analysis Method : C:\CHEM32\1\METHODS\8330PLUS-PETNDA.M
Last changed : 4/10/2021 11:08:44 AM by ECL
Method Info : OVD-SOP#HPLC02: 8330PLUS-PETN Calibration 03/31/2021

Sample Info : 1

==========

==========

External Standard Report

==========

Sorted By : Signal
Calib. Data Modified : 4/6/2021 11:29:02 AM
Multiplier : 1.0000
Dilution : 1.0000
Use Multiplier & Dilution Factor with ISTDs

Signal 1: DAD1 B, Sig=254,16 Ref=360,100

RetTime [min]	Type	Area [mAU*s]	Amt/Area	Amount [ug/L]	Grp	Name
3.753		-	-	-		HMX
4.994		-	-	-		RDX
6.093		-	-	-		1,3,5-Trinitrobenzene
6.329	BBA	59.81369	3.56293	213.11171		1,2-Dinitrobenzene
7.259		-	-	-		1,3-Dinitrobenzene
7.635	VV	2.74346	2.91270	7.99086		Tetryl
7.963		-	-	-		Nitrobenzene
8.608		-	-	-		2,4,6-Trinitrotoluene
9.192		-	-	-		4-Amino-2,6-Dinitrotoluene
9.633		-	-	-		2-Amino-4,6-Dinitrotoluene
9.933		-	-	-		2,6-Dinitrotoluene
10.216		-	-	-		2,4-Dinitrotoluene
11.545		-	-	-		2-Nitrotoluene
12.103		-	-	-		4-Nitrotoluene
12.992		-	-	-		3-Nitrotoluene

Totals : 221.10258

Data File C:\CHEM32\1\DATA\040921\040921 2021-04-09 12-30-09\5L028196.D
Sample Name: B1C1074-BLK1

==========

Acq. Operator : ECL
Seq. Line : 15
Acq. Instrument : HPLC5
Location : Vial 7
Injection Date : 4/9/2021 5:15:23 PM
Inj : 1
Inj Volume : 100 µl
Acq. Method : C:\Chem32\1\DATA\040921\040921 2021-04-09 12-30-09\8330PLUS-PETN.M
Last changed : 4/5/2021 11:57:50 PM by JWR
Analysis Method : C:\CHEM32\1\METHODS\8330PLUS-PETNDA.M
Last changed : 4/10/2021 11:08:44 AM by ECL
Method Info : OVD-SOP#HPLC02: 8330PLUS-PETN Calibration 03/31/2021

Sample Info : 1

==========

Signal 2: DAD1 C, Sig=210,16 Ref=360,100

RetTime [min]	Type	Area [mAU*s]	Amt/Area	Amount [ug/L]	Grp	Name
13.744		-	-	-		PETN

Totals : 0.00000

1 Warnings or Errors :

Warning : Calibrated compound(s) not found

==========

*** End of Report ***

Data File C:\CHEM32\1\DATA\040921\040921 2021-04-09 12-30-09\5L028197.D
Sample Name: B1C1074-BLK2

==========

Acq. Operator : ECL
Seq. Line : 16
Acq. Instrument : HPLC5
Location : Vial 8
Injection Date : 4/9/2021 5:43:40 PM
Inj : 1
Inj Volume : 100 µl
Acq. Method : C:\Chem32\1\DATA\040921\040921 2021-04-09 12-30-09\8330PLUS-PETN.M
Last changed : 4/5/2021 11:57:50 PM by JWR
Analysis Method : C:\CHEM32\1\METHODS\8330PLUS-PETNDA.M
Last changed : 4/10/2021 11:08:44 AM by ECL
Method Info : OVD-SOP#HPLC02: 8330PLUS-PETN Calibration 03/31/2021

Sample Info : 1

==========

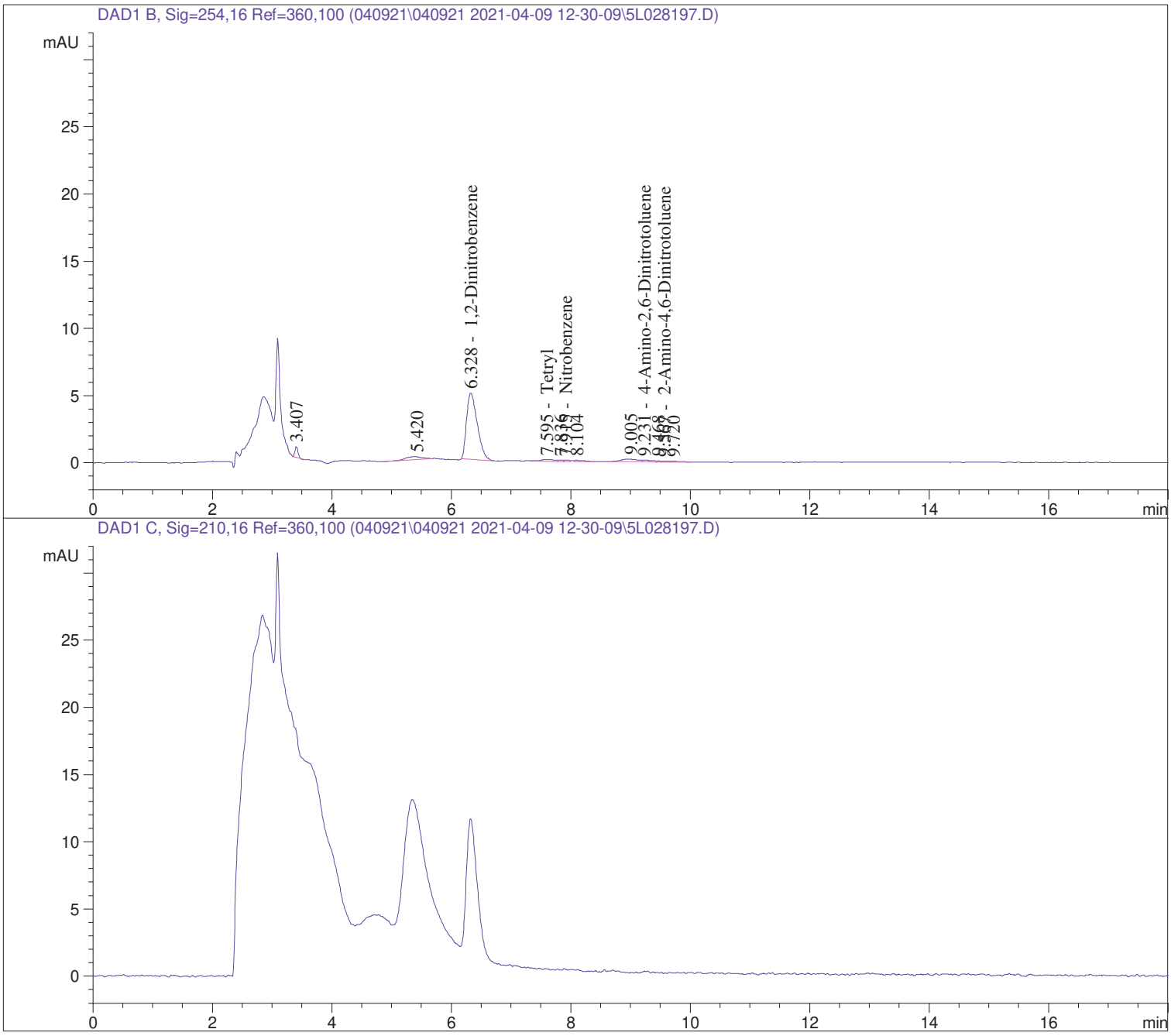

Data File C:\CHEM32\1\DATA\040921\040921 2021-04-09 12-30-09\5L028197.D
Sample Name: B1C1074-BLK2

==========

Acq. Operator : ECL Seq. Line : 16
Acq. Instrument : HPLC5 Location : Vial 8
Injection Date : 4/9/2021 5:43:40 PM Inj : 1
Inj Volume : 100 µl
Acq. Method : C:\Chem32\1\DATA\040921\040921 2021-04-09 12-30-09\8330PLUS-PETN.M
Last changed : 4/5/2021 11:57:50 PM by JWR
Analysis Method : C:\CHEM32\1\METHODS\8330PLUS-PETNDA.M
Last changed : 4/10/2021 11:08:44 AM by ECL
Method Info : OVD-SOP#HPLC02: 8330PLUS-PETN Calibration 03/31/2021

Sample Info : 1

==========

==========

External Standard Report

==========

Sorted By : Signal
Calib. Data Modified : 4/6/2021 11:29:02 AM
Multiplier : 1.0000
Dilution : 1.0000
Use Multiplier & Dilution Factor with ISTDs

Signal 1: DAD1 B, Sig=254,16 Ref=360,100

RetTime [min]	Type	Area [mAU*s]	Amt/Area	Amount [ug/L]	Grp	Name
3.753		-	-	-		HMX
4.994		-	-	-		RDX
6.093		-	-	-		1,3,5-Trinitrobenzene
6.328	BBA	61.63502	3.56267	219.58499		1,2-Dinitrobenzene
7.259		-	-	-		1,3-Dinitrobenzene
7.595	VV	2.28267	2.89803	6.61526		Tetryl
7.915	VB	6.04477e-1	1.47468	8.91413e-1		Nitrobenzene
8.608		-	-	-		2,4,6-Trinitrotoluene
9.231	VV	1.43817	5.06454	7.28369		4-Amino-2,6-Dinitrotoluene
9.567	VB	6.05033e-1	3.75966	2.27472		2-Amino-4,6-Dinitrotoluene
9.933		-	-	-		2,6-Dinitrotoluene
10.216		-	-	-		2,4-Dinitrotoluene
11.545		-	-	-		2-Nitrotoluene
12.103		-	-	-		4-Nitrotoluene
12.992		-	-	-		3-Nitrotoluene

Totals : 236.65007

Data File C:\CHEM32\1\DATA\040921\040921 2021-04-09 12-30-09\5L028197.D
Sample Name: B1C1074-BLK2

==========

Acq. Operator : ECL Seq. Line : 16
Acq. Instrument : HPLC5 Location : Vial 8
Injection Date : 4/9/2021 5:43:40 PM Inj : 1
Inj Volume : 100 µl
Acq. Method : C:\Chem32\1\DATA\040921\040921 2021-04-09 12-30-09\8330PLUS-PETN.M
Last changed : 4/5/2021 11:57:50 PM by JWR
Analysis Method : C:\CHEM32\1\METHODS\8330PLUS-PETNDA.M
Last changed : 4/10/2021 11:08:44 AM by ECL
Method Info : OVD-SOP#HPLC02: 8330PLUS-PETN Calibration 03/31/2021

Sample Info : 1

==========

Signal 2: DAD1 C, Sig=210,16 Ref=360,100

RetTime [min]	Type	Area [mAU*s]	Amt/Area	Amount [ug/L]	Grp	Name
13.744		-	-	-		PETN

Totals : 0.00000

1 Warnings or Errors :

Warning : Calibrated compound(s) not found

==========

*** End of Report ***

Data File C:\CHEM32\1\DATA\041221\041221 2021-04-12 16-17-55\6L0008582.D
Sample Name: B1C1074-BLK3

==========

Acq. Operator : ECL
Seq. Line : 2
Acq. Instrument : HPLC6
Location : 2
Injection Date : 4/12/2021 5:23:35 PM
Inj : 1
Inj Volume : 100.000 µl
Acq. Method : C:\Chem32\1\Data\041221\041221 2021-04-12 16-17-55\8330.M
Last changed : 4/12/2021 4:17:55 PM by ECL
Analysis Method : C:\CHEM32\1\METHODS\8330DATA.M
Last changed : 4/12/2021 5:27:07 PM by JWR
Method Info : OVD-SOP#HPLC02 : 8330 Calibration 03/31/2021

Sample Info : 1 (Surr 250ppb "OC")

==========

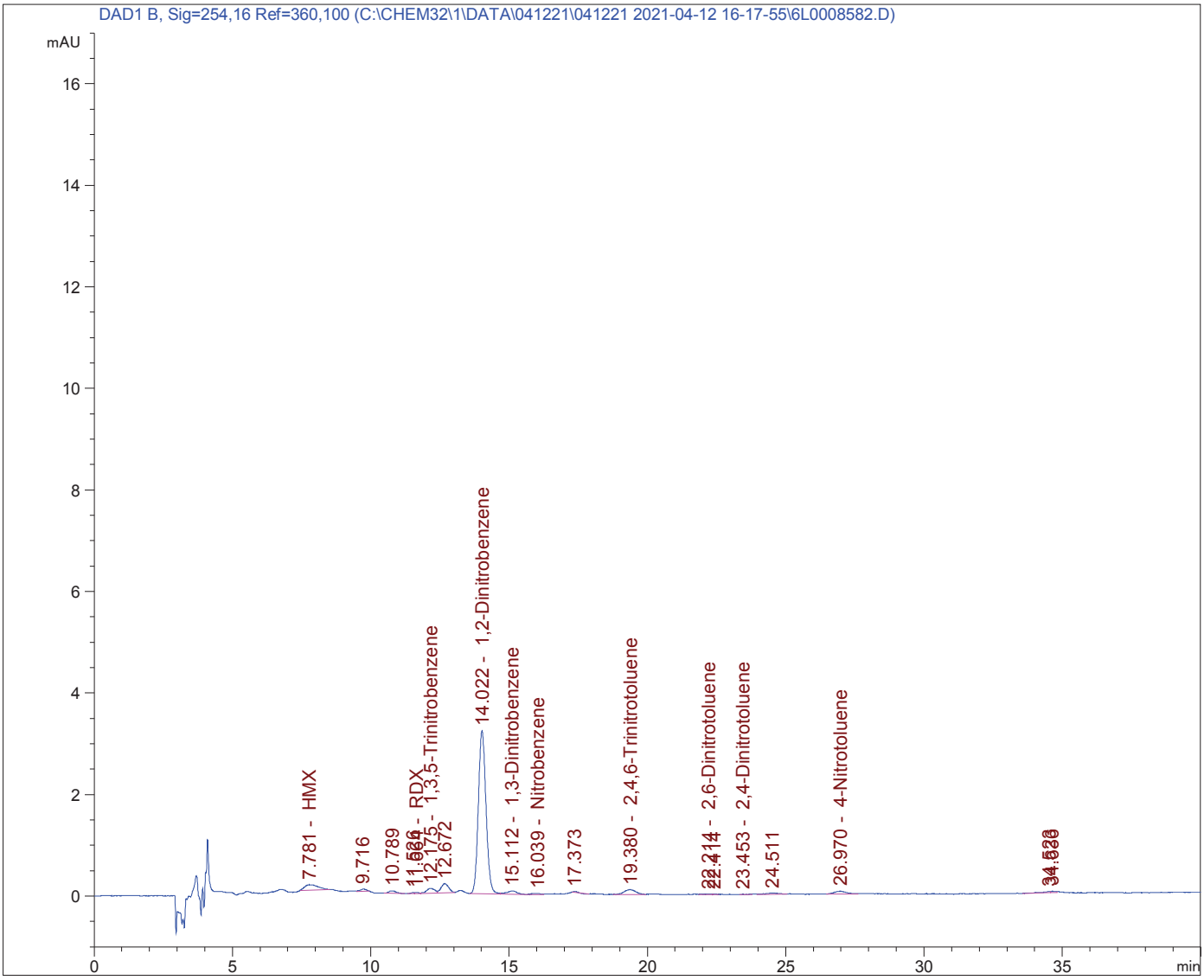

Data File C:\CHEM32\1\DATA\041221\041221 2021-04-12 16-17-55\6L0008582.D
Sample Name: B1C1074-BLK3

==========

Acq. Operator : ECL Seq. Line : 2
Acq. Instrument : HPLC6 Location : 2
Injection Date : 4/12/2021 5:23:35 PM Inj : 1
Inj Volume : 100.000 µl
Acq. Method : C:\Chem32\1\Data\041221\041221 2021-04-12 16-17-55\8330.M
Last changed : 4/12/2021 4:17:55 PM by ECL
Analysis Method : C:\CHEM32\1\METHODS\8330DATA.M
Last changed : 4/12/2021 5:27:07 PM by JWR
Method Info : OVD-SOP#HPLC02 : 8330 Calibration 03/31/2021

Sample Info : 1 (Surr 250ppb "OC")

==========

==========

External Standard Report

==========

Sorted By : Signal
Calib. Data Modified : 4/12/2021 5:27:03 PM
Multiplier : 1.0000
Dilution : 1.0000
Do not use Multiplier & Dilution Factor with ISTDs

Signal 1: DAD1 B, Sig=254,16 Ref=360,100

RetTime [min]	Type	Area [mAU*s]	Amt/Area	Amount [ug/L]	Grp	Name
7.781	BV	3.66316	4.11034	15.05684		HMX
11.664	VV	1.56600e-1	2.85915	4.47743e-1		RDX
12.175	VV	1.81227	2.55437	4.62922		1,3,5-Trinitrobenzene
14.022	BV	61.71390	3.78964	233.87317		1,2-Dinitrobenzene
15.112	VV	1.73728	1.97301	3.42767		1,3-Dinitrobenzene
16.039	VV	3.63115e-1	6.78896	2.46517		Nitrobenzene
19.380	BV	2.64746	1.96065	5.19074		2,4,6-Trinitrotoluene
19.936		-	-	-		Tetryl
22.214	VV	2.41691e-1	5.53491	1.33773		2,6-Dinitrotoluene
23.453	BB	1.50072e-1	3.70954	5.56699e-1		2,4-Dinitrotoluene
24.954		-	-	-		2-Nitrotoluene
26.970	VV	1.70417	5.38307	9.17367		4-Nitrotoluene
29.061		-	-	-		3-Nitrotoluene
29.824		-	-	-		4-Amino-2,6-Dinitrotoluene
32.411		-	-	-		2-Amino-4,6-Dinitrotoluene

Totals : 276.15866

1 Warnings or Errors :

Warning : Calibrated compound(s) not found

==========

*** End of Report ***

Data File C:\CHEM32\1\DATA\041221\041221 2021-04-12 16-17-55\6L0008583.D
Sample Name: B1C1074-BLK4

==========

Acq. Operator : JWR
Seq. Line : 3
Acq. Instrument : HPLC6
Location : 3
Injection Date : 4/12/2021 6:26:27 PM
Inj : 1
Inj Volume : 100.000 µl
Acq. Method : C:\Chem32\1\Data\041221\041221 2021-04-12 16-17-55\8330.M
Last changed : 4/12/2021 4:17:55 PM by ECL
Analysis Method : C:\CHEM32\1\METHODS\8330DATA.M
Last changed : 4/12/2021 5:27:07 PM by JWR
Method Info : OVD-SOP#HPLC02 : 8330 Calibration 03/31/2021

Sample Info : 1 (Surr 250ppb "OC") GBLK

==========

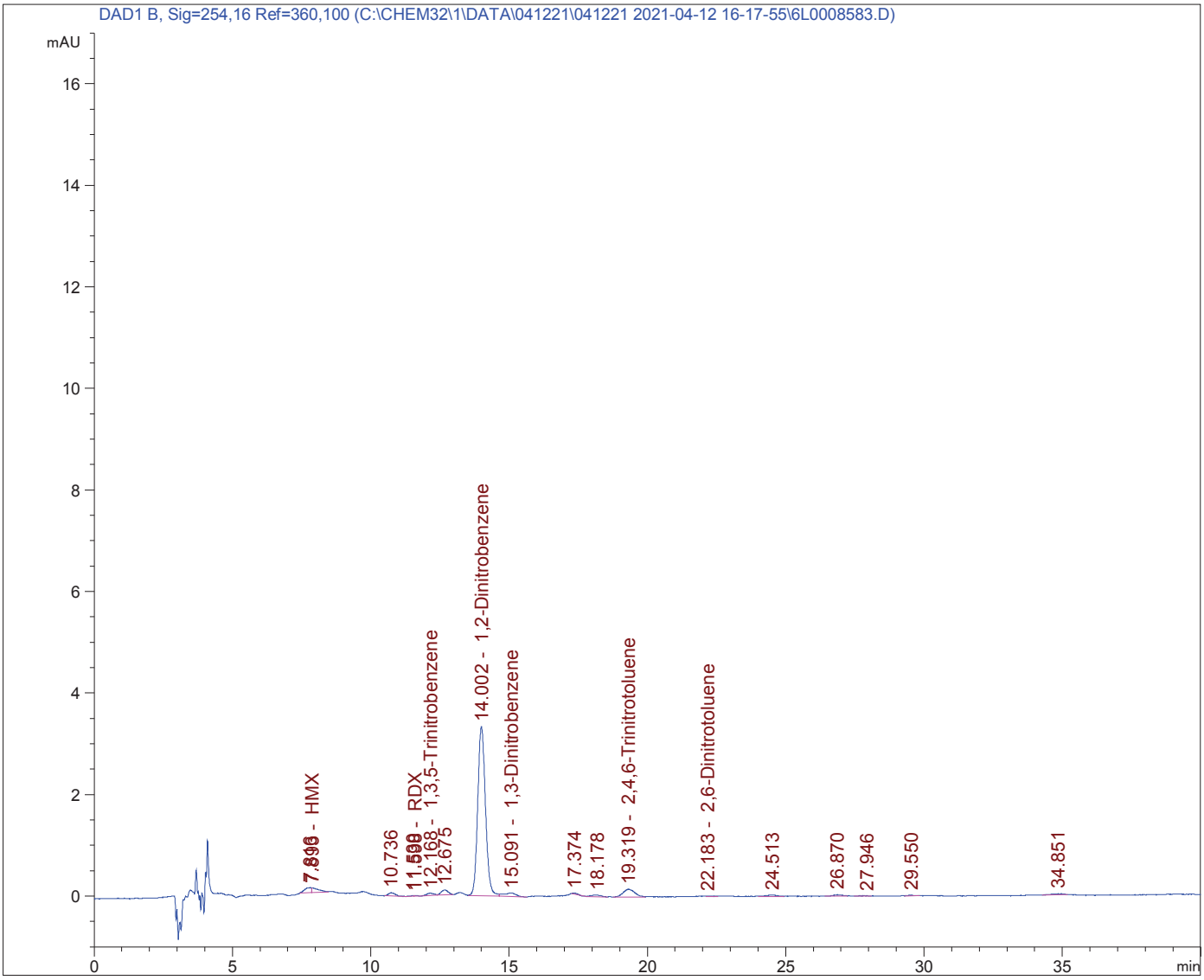

Data File C:\CHEM32\1\DATA\041221\041221 2021-04-12 16-17-55\6L0008583.D
Sample Name: B1C1074-BLK4

==========

Acq. Operator : JWR Seq. Line : 3
Acq. Instrument : HPLC6 Location : 3
Injection Date : 4/12/2021 6:26:27 PM Inj : 1
Inj Volume : 100.000 µl
Acq. Method : C:\Chem32\1\Data\041221\041221 2021-04-12 16-17-55\8330.M
Last changed : 4/12/2021 4:17:55 PM by ECL
Analysis Method : C:\CHEM32\1\METHODS\8330DATA.M
Last changed : 4/12/2021 5:27:07 PM by JWR
Method Info : OVD-SOP#HPLC02 : 8330 Calibration 03/31/2021

Sample Info : 1 (Surr 250ppb "OC") GBLK

==========

==========

External Standard Report

==========

Sorted By : Signal
Calib. Data Modified : 4/12/2021 5:27:03 PM
Multiplier : 1.0000
Dilution : 1.0000
Do not use Multiplier & Dilution Factor with ISTDs

Signal 1: DAD1 B, Sig=254,16 Ref=360,100

RetTime [min]	Type	Area [mAU*s]	Amt/Area	Amount [ug/L]	Grp	Name
7.893	VV	1.68284	1.88592	3.17371		HMX
11.598	VV	1.12329e-1	1.80788	2.03077e-1		RDX
12.168	VV	8.38064e-1	2.73731	2.29404		1,3,5-Trinitrobenzene
14.002	BV	64.81886	3.78915	245.60861		1,2-Dinitrobenzene
15.091	VB	2.15538	1.92156	4.14169		1,3-Dinitrobenzene
15.946		-	-	-		Nitrobenzene
19.319	BV	4.39434	2.17660	9.56472		2,4,6-Trinitrotoluene
19.936		-	-	-		Tetryl
22.183	VB	1.88598e-1	6.03293	1.13780		2,6-Dinitrotoluene
23.452		-	-	-		2,4-Dinitrotoluene
24.954		-	-	-		2-Nitrotoluene
27.155		-	-	-		4-Nitrotoluene
29.061		-	-	-		3-Nitrotoluene
29.824		-	-	-		4-Amino-2,6-Dinitrotoluene
32.411		-	-	-		2-Amino-4,6-Dinitrotoluene

Totals : 266.12364

1 Warnings or Errors :

Warning : Calibrated compound(s) not found

==========

*** End of Report ***

Data File C:\CHEM32\1\DATA\040921\040921 2021-04-09 12-30-09\5L028204.D
Sample Name: B1C1074-DUP1

==========

Acq. Operator : ECL
Seq. Line : 23
Acq. Instrument : HPLC5
Location : Vial 15
Injection Date : 4/9/2021 9:01:08 PM
Inj : 1
Inj Volume : 100 µl
Acq. Method : C:\Chem32\1\DATA\040921\040921 2021-04-09 12-30-09\8330PLUS-PETN.M
Last changed : 4/5/2021 11:57:50 PM by JWR
Analysis Method : C:\CHEM32\1\METHODS\8330PLUS-PETNDA.M
Last changed : 4/10/2021 11:15:54 AM by ECL
Method Info : OVD-SOP#HPLC02: 8330PLUS-PETN Calibration 03/31/2021

Sample Info : 1

==========

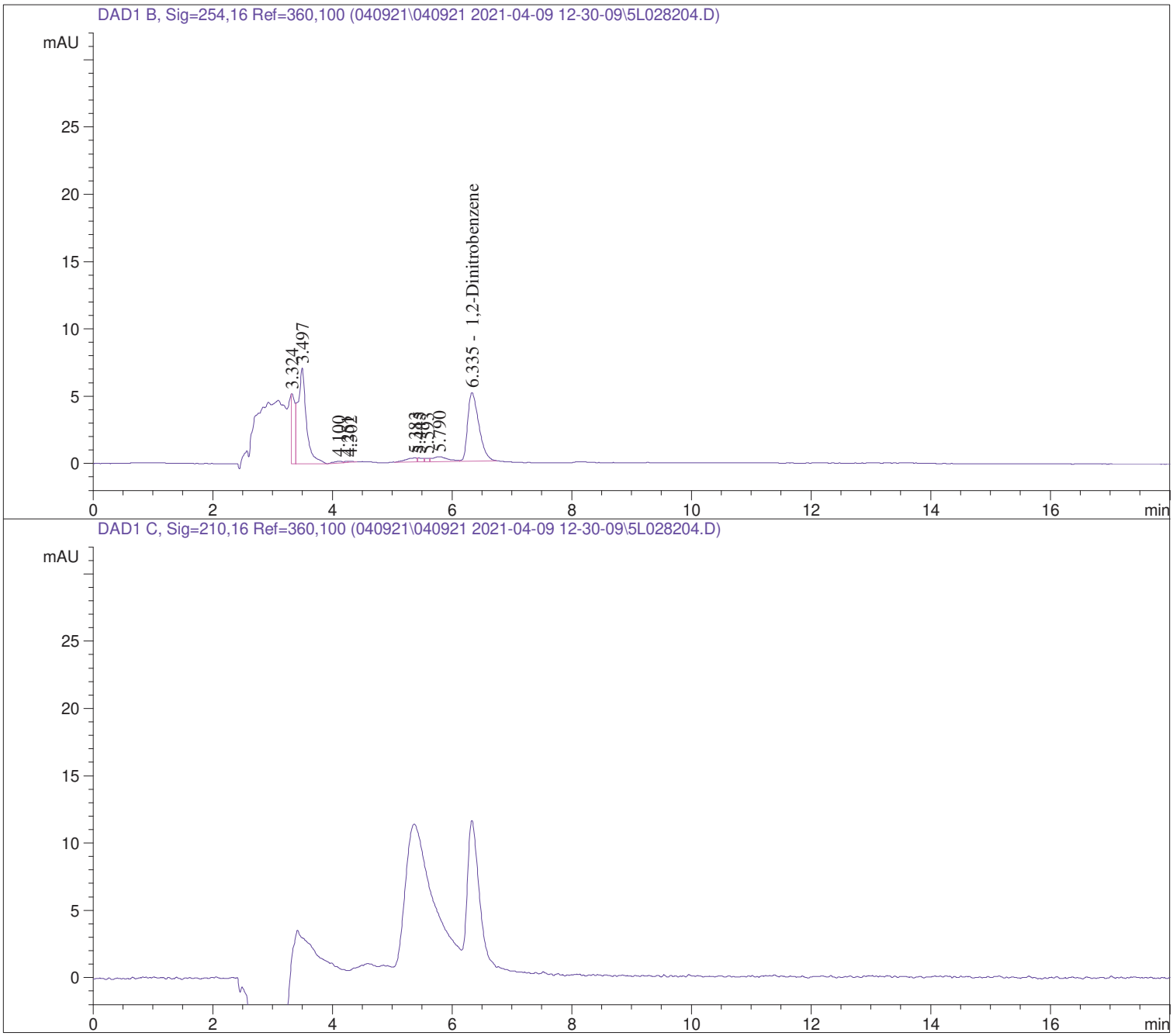

Data File C:\CHEM32\1\DATA\040921\040921 2021-04-09 12-30-09\5L028204.D
Sample Name: B1C1074-DUP1

==========

Acq. Operator : ECL Seq. Line : 23
Acq. Instrument : HPLC5 Location : Vial 15
Injection Date : 4/9/2021 9:01:08 PM Inj : 1
Inj Volume : 100 µl
Acq. Method : C:\Chem32\1\DATA\040921\040921 2021-04-09 12-30-09\8330PLUS-PETN.M
Last changed : 4/5/2021 11:57:50 PM by JWR
Analysis Method : C:\CHEM32\1\METHODS\8330PLUS-PETNDA.M
Last changed : 4/10/2021 11:15:54 AM by ECL
Method Info : OVD-SOP#HPLC02: 8330PLUS-PETN Calibration 03/31/2021

Sample Info : 1

==========

==========

External Standard Report

==========

Sorted By : Signal
Calib. Data Modified : 4/6/2021 11:29:02 AM
Multiplier : 1.0000
Dilution : 1.0000
Use Multiplier & Dilution Factor with ISTDs

Signal 1: DAD1 B, Sig=254,16 Ref=360,100

RetTime [min]	Type	Area [mAU*s]	Amt/Area	Amount [ug/L]	Grp	Name
3.753		-	-	-		HMX
4.994		-	-	-		RDX
6.093		-	-	-		1,3,5-Trinitrobenzene
6.335	VBA	65.73183	3.56214	234.14571		1,2-Dinitrobenzene
7.259		-	-	-		1,3-Dinitrobenzene
7.516		-	-	-		Tetryl
7.963		-	-	-		Nitrobenzene
8.608		-	-	-		2,4,6-Trinitrotoluene
9.192		-	-	-		4-Amino-2,6-Dinitrotoluene
9.633		-	-	-		2-Amino-4,6-Dinitrotoluene
9.933		-	-	-		2,6-Dinitrotoluene
10.216		-	-	-		2,4-Dinitrotoluene
11.545		-	-	-		2-Nitrotoluene
12.103		-	-	-		4-Nitrotoluene
12.992		-	-	-		3-Nitrotoluene

Totals : 234.14571

Data File C:\CHEM32\1\DATA\040921\040921 2021-04-09 12-30-09\5L028204.D
Sample Name: B1C1074-DUP1

==========

Acq. Operator : ECL Seq. Line : 23
Acq. Instrument : HPLC5 Location : Vial 15
Injection Date : 4/9/2021 9:01:08 PM Inj : 1
Inj Volume : 100 µl
Acq. Method : C:\Chem32\1\DATA\040921\040921 2021-04-09 12-30-09\8330PLUS-PETN.M
Last changed : 4/5/2021 11:57:50 PM by JWR
Analysis Method : C:\CHEM32\1\METHODS\8330PLUS-PETNDA.M
Last changed : 4/10/2021 11:15:54 AM by ECL
Method Info : OVD-SOP#HPLC02: 8330PLUS-PETN Calibration 03/31/2021

Sample Info : 1

==========

Signal 2: DAD1 C, Sig=210,16 Ref=360,100

RetTime [min]	Type	Area [mAU*s]	Amt/Area	Amount [ug/L]	Grp	Name
13.744		-	-	-		PETN

Totals : 0.00000

1 Warnings or Errors :

Warning : Calibrated compound(s) not found

==========

*** End of Report ***

Data File C:\CHEM32\1\DATA\040921\040921 2021-04-09 12-30-09\5L028205.D
Sample Name: B1C1074-DUP2

==========

Acq. Operator : ECL
Seq. Line : 24
Acq. Instrument : HPLC5
Location : Vial 16
Injection Date : 4/9/2021 9:29:18 PM
Inj : 1
Inj Volume : 100 µl
Acq. Method : C:\Chem32\1\DATA\040921\040921 2021-04-09 12-30-09\8330PLUS-PETN.M
Last changed : 4/5/2021 11:57:50 PM by JWR
Analysis Method : C:\CHEM32\1\METHODS\8330PLUS-PETNDA.M
Last changed : 4/10/2021 11:15:54 AM by ECL
Method Info : OVD-SOP#HPLC02: 8330PLUS-PETN Calibration 03/31/2021

Sample Info : 1

==========

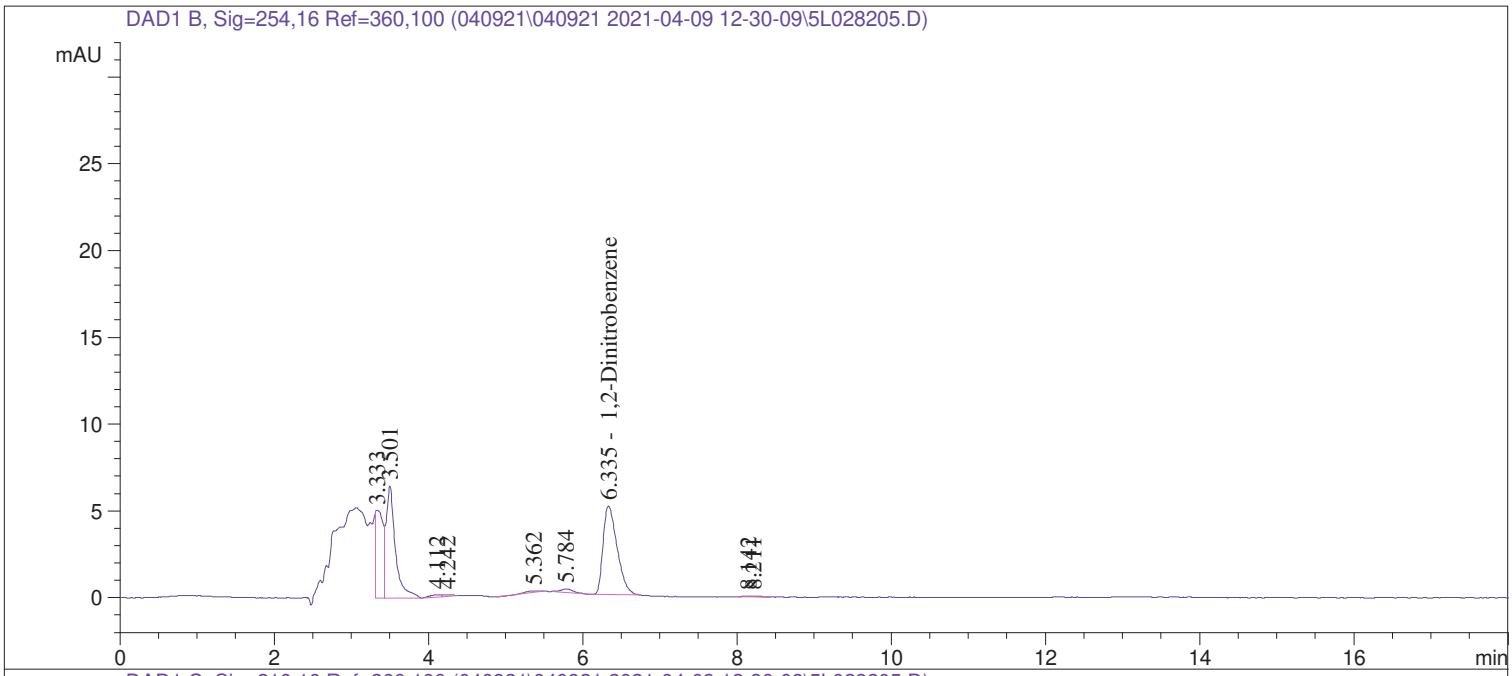

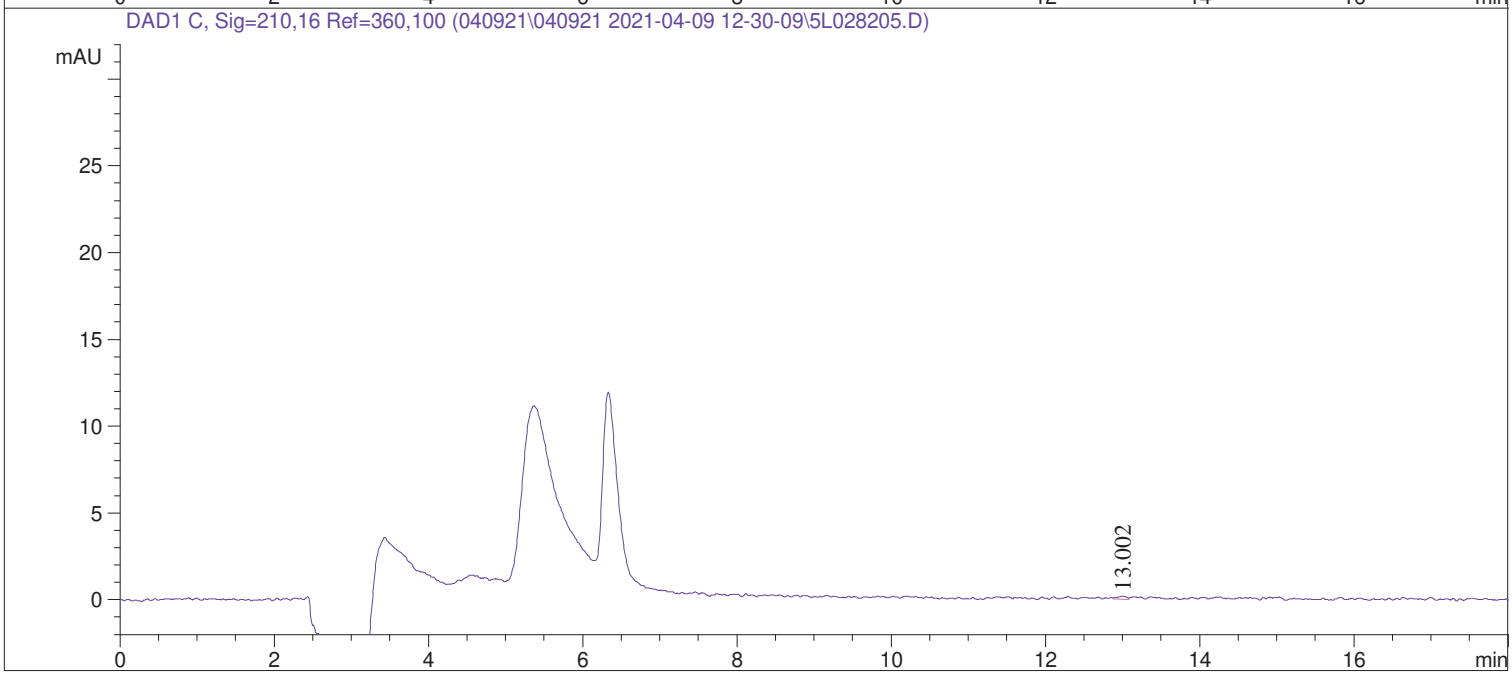

Data File C:\CHEM32\1\DATA\040921\040921 2021-04-09 12-30-09\5L028205.D
Sample Name: B1C1074-DUP2

==========

Acq. Operator : ECL Seq. Line : 24
Acq. Instrument : HPLC5 Location : Vial 16
Injection Date : 4/9/2021 9:29:18 PM Inj : 1
Inj Volume : 100 µl
Acq. Method : C:\Chem32\1\DATA\040921\040921 2021-04-09 12-30-09\8330PLUS-PETN.M
Last changed : 4/5/2021 11:57:50 PM by JWR
Analysis Method : C:\CHEM32\1\METHODS\8330PLUS-PETNDA.M
Last changed : 4/10/2021 11:15:54 AM by ECL
Method Info : OVD-SOP#HPLC02: 8330PLUS-PETN Calibration 03/31/2021

Sample Info : 1

==========

==========

External Standard Report

==========

Sorted By : Signal
Calib. Data Modified : 4/6/2021 11:29:02 AM
Multiplier : 1.0000
Dilution : 1.0000
Use Multiplier & Dilution Factor with ISTDs

Signal 1: DAD1 B, Sig=254,16 Ref=360,100

RetTime [min]	Type	Area [mAU*s]	Amt/Area	Amount [ug/L]	Grp	Name
3.753		-	-	-		HMX
4.994		-	-	-		RDX
6.093		-	-	-		1,3,5-Trinitrobenzene
6.335	VBA	64.63066	3.56227	230.23197		1,2-Dinitrobenzene
7.259		-	-	-		1,3-Dinitrobenzene
7.516		-	-	-		Tetryl
7.963		-	-	-		Nitrobenzene
8.608		-	-	-		2,4,6-Trinitrotoluene
9.192		-	-	-		4-Amino-2,6-Dinitrotoluene
9.633		-	-	-		2-Amino-4,6-Dinitrotoluene
9.933		-	-	-		2,6-Dinitrotoluene
10.216		-	-	-		2,4-Dinitrotoluene
11.545		-	-	-		2-Nitrotoluene
12.103		-	-	-		4-Nitrotoluene
12.992		-	-	-		3-Nitrotoluene

Totals : 230.23197

Data File C:\CHEM32\1\DATA\040921\040921 2021-04-09 12-30-09\5L028205.D
Sample Name: B1C1074-DUP2

==========

Acq. Operator : ECL
Seq. Line : 24
Acq. Instrument : HPLC5
Location : Vial 16
Injection Date : 4/9/2021 9:29:18 PM
Inj : 1
Inj Volume : 100 µl
Acq. Method : C:\Chem32\1\DATA\040921\040921 2021-04-09 12-30-09\8330PLUS-PETN.M
Last changed : 4/5/2021 11:57:50 PM by JWR
Analysis Method : C:\CHEM32\1\METHODS\8330PLUS-PETNDA.M
Last changed : 4/10/2021 11:15:54 AM by ECL
Method Info : OVD-SOP#HPLC02: 8330PLUS-PETN Calibration 03/31/2021

Sample Info : 1

==========

Signal 2: DAD1 C, Sig=210,16 Ref=360,100

RetTime [min]	Type	Area [mAU*s]	Amt/Area	Amount [ug/L]	Grp	Name
13.744		-	-	-		PETN

Totals : 0.00000

1 Warnings or Errors :

Warning : Calibrated compound(s) not found

==========

*** End of Report ***

Data File C:\CHEM32\1\DATA\040921\040921 2021-04-09 12-30-09\5L028198.D
Sample Name: B1C1074-BS1

==========

Acq. Operator : ECL
Seq. Line : 17
Acq. Instrument : HPLC5
Location : Vial 9
Injection Date : 4/9/2021 6:11:54 PM
Inj : 1
Inj Volume : 100 µl
Acq. Method : C:\Chem32\1\DATA\040921\040921 2021-04-09 12-30-09\8330PLUS-PETN.M
Last changed : 4/5/2021 11:57:50 PM by JWR
Analysis Method : C:\CHEM32\1\METHODS\8330PLUS-PETNDA.M
Last changed : 4/10/2021 11:13:14 AM by ECL
Method Info : OVD-SOP#HPLC02: 8330PLUS-PETN Calibration 03/31/2021

Sample Info : 1

==========

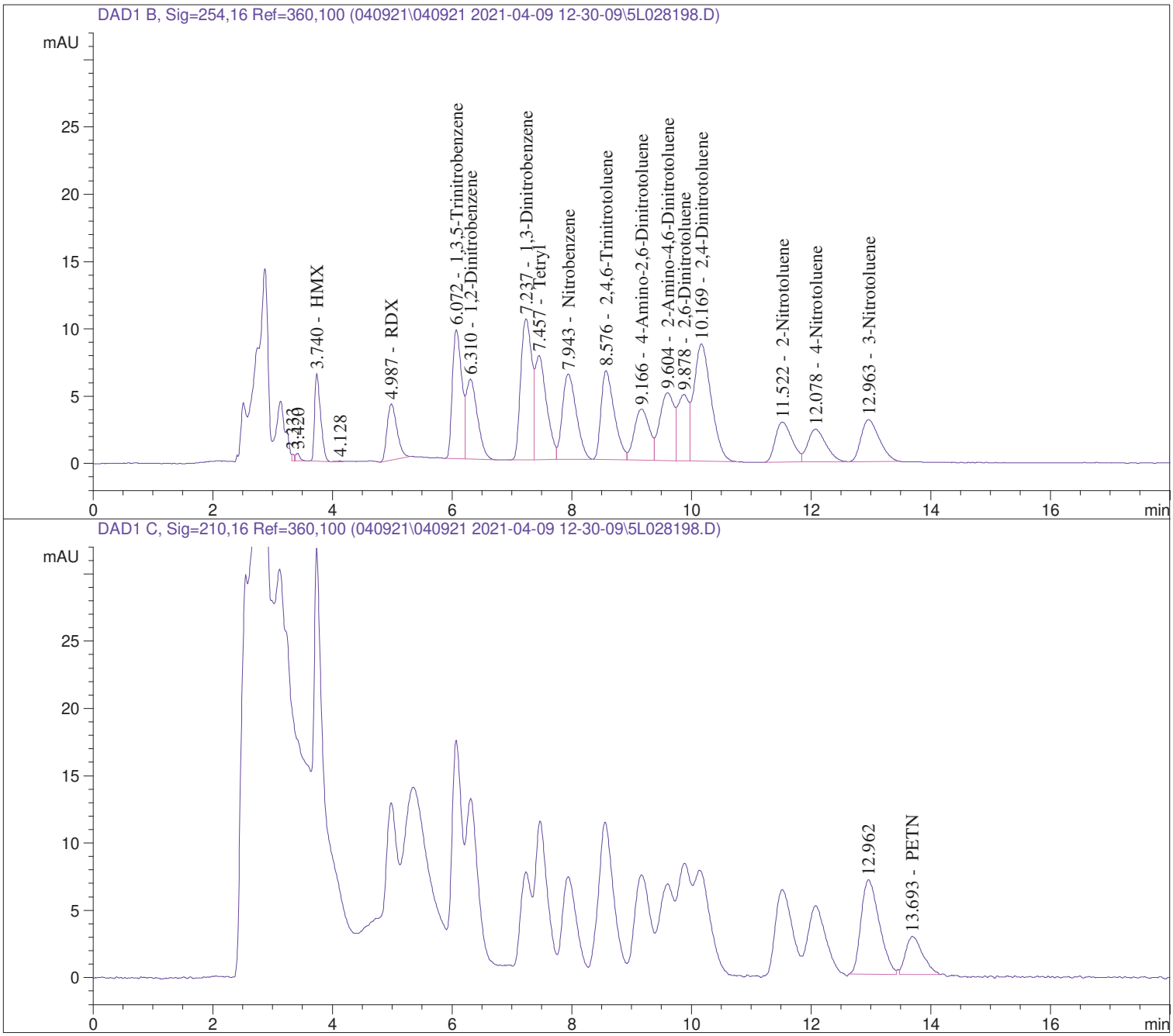

Data File C:\CHEM32\1\DATA\040921\040921 2021-04-09 12-30-09\5L028198.D
Sample Name: B1C1074-BS1

==========

Acq. Operator : ECL
Seq. Line : 17
Acq. Instrument : HPLC5
Location : Vial 9
Injection Date : 4/9/2021 6:11:54 PM
Inj : 1
Inj Volume : 100 µl
Acq. Method : C:\Chem32\1\DATA\040921\040921 2021-04-09 12-30-09\8330PLUS-PETN.M
Last changed : 4/5/2021 11:57:50 PM by JWR
Analysis Method : C:\CHEM32\1\METHODS\8330PLUS-PETNDA.M
Last changed : 4/10/2021 11:13:14 AM by ECL
Method Info : OVD-SOP#HPLC02: 8330PLUS-PETN Calibration 03/31/2021

Sample Info : 1

==========

==========

External Standard Report

==========

Sorted By : Signal
Calib. Data Modified : 4/6/2021 11:29:02 AM
Multiplier : 1.0000
Dilution : 1.0000
Use Multiplier & Dilution Factor with ISTDs

Signal 1: DAD1 B, Sig=254,16 Ref=360,100

RetTime [min]	Type	Area [mAU*s]	Amt/Area	Amount [ug/L]	Grp	Name
3.740	VV	45.41121	6.18069	280.67264		HMX
4.987	BV	47.93493	5.26352	252.30648		RDX
6.072	VV	103.77453	2.62172	272.06818		1,3,5-Trinitrobenzene
6.310	VBA	78.85766	3.56081	280.79691		1,2-Dinitrobenzene
7.237	VV	135.62563	1.81335	245.93679		1,3-Dinitrobenzene
7.457	VV	103.51875	2.98343	308.84084		Tetryl
7.943	VV	102.85600	2.64368	271.91871		Nitrobenzene
8.576	VV	101.66434	2.52927	257.13615		2,4,6-Trinitrotoluene
9.166	VV	66.25684	4.41223	292.34038		4-Amino-2,6-Dinitrotoluene
9.604	VV	84.13567	3.00340	252.69333		2-Amino-4,6-Dinitrotoluene
9.878	VV	63.72230	3.84488	245.00442		2,6-Dinitrotoluene
10.169	VBA	175.88162	1.82467	320.92582		2,4-Dinitrotoluene
11.522	BV	57.57370	4.51951	260.20465		2-Nitrotoluene
12.078	VBA	51.14228	5.36661	274.46071		4-Nitrotoluene
12.963	BBA	65.94366	4.00502	264.10579		3-Nitrotoluene

Totals : 4079.41180

Data File C:\CHEM32\1\DATA\040921\040921 2021-04-09 12-30-09\5L028198.D
Sample Name: B1C1074-BS1

==========

Acq. Operator : ECL
Seq. Line : 17
Acq. Instrument : HPLC5
Location : Vial 9
Injection Date : 4/9/2021 6:11:54 PM
Inj : 1
Inj Volume : 100 µl
Acq. Method : C:\Chem32\1\DATA\040921\040921 2021-04-09 12-30-09\8330PLUS-PETN.M
Last changed : 4/5/2021 11:57:50 PM by JWR
Analysis Method : C:\CHEM32\1\METHODS\8330PLUS-PETNDA.M
Last changed : 4/10/2021 11:13:14 AM by ECL
Method Info : OVD-SOP#HPLC02: 8330PLUS-PETN Calibration 03/31/2021

Sample Info : 1

==========

Signal 2: DAD1 C, Sig=210,16 Ref=360,100

RetTime [min]	Type	Area [mAU*s]	Amt/Area	Amount [ug/L]	Grp	Name
13.693	VV	56.43803	3.83281	216.31602		PETN

Totals : 216.31602

==========

*** End of Report ***

Data File C:\CHEM32\1\DATA\041221\041221 2021-04-12 16-17-55\6L0008584.D
Sample Name: B1C1074-BS2

==========

Acq. Operator : JWR
Seq. Line : 4
Acq. Instrument : HPLC6
Location : 4
Injection Date : 4/12/2021 7:29:18 PM
Inj : 1
Inj Volume : 100.000 µl
Acq. Method : C:\Chem32\1\Data\041221\041221 2021-04-12 16-17-55\8330.M
Last changed : 4/12/2021 4:17:55 PM by ECL
Analysis Method : C:\CHEM32\1\METHODS\8330DATA.M
Last changed : 4/12/2021 5:27:07 PM by JWR
Method Info : OVD-SOP#HPLC02 : 8330 Calibration 03/31/2021

Sample Info : 1 (250ppb "OC")

==========

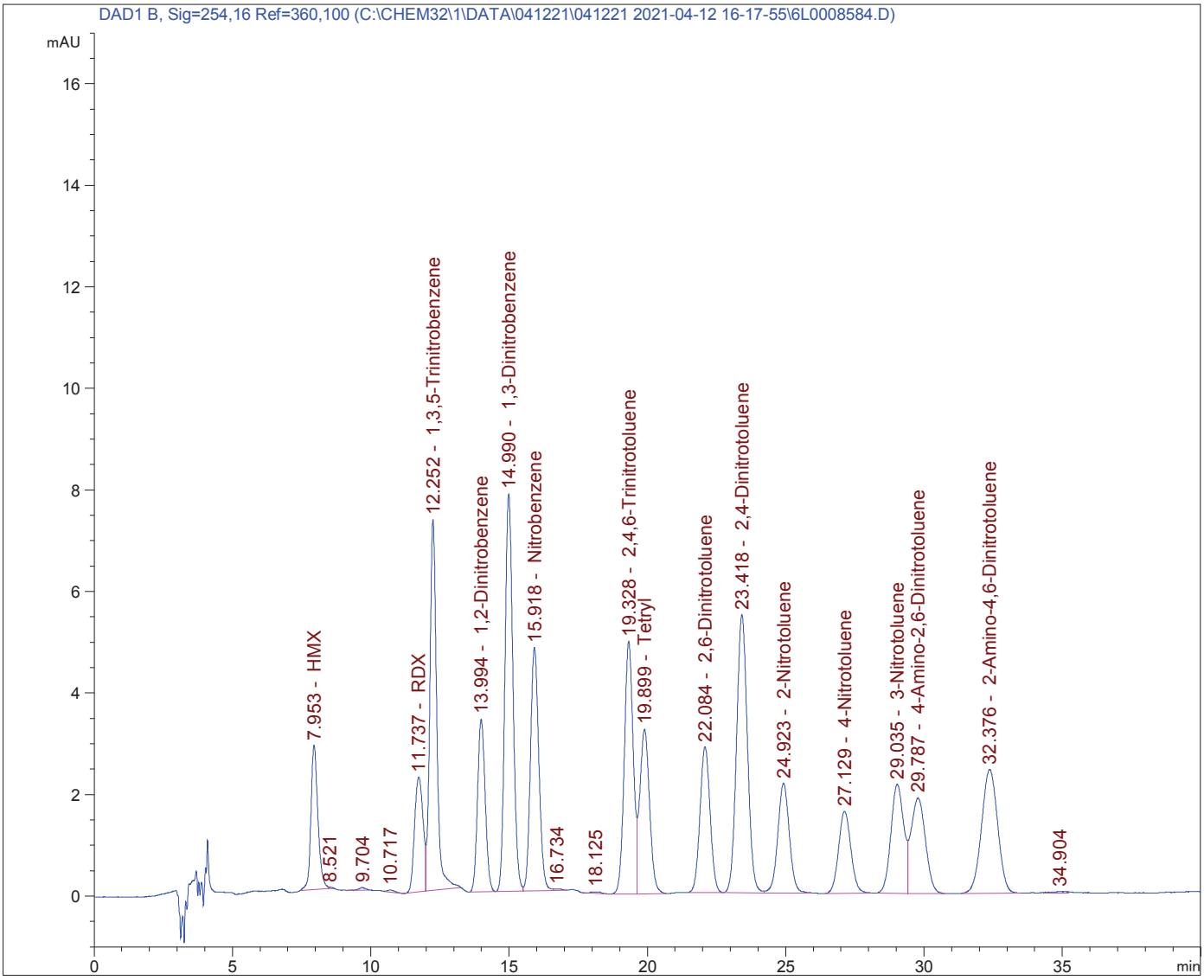

Data File C:\CHEM32\1\DATA\041221\041221 2021-04-12 16-17-55\6L0008584.D
Sample Name: B1C1074-BS2

==========

Acq. Operator : JWR Seq. Line : 4
Acq. Instrument : HPLC6 Location : 4
Injection Date : 4/12/2021 7:29:18 PM Inj : 1
Inj Volume : 100.000 µl
Acq. Method : C:\Chem32\1\Data\041221\041221 2021-04-12 16-17-55\8330.M
Last changed : 4/12/2021 4:17:55 PM by ECL
Analysis Method : C:\CHEM32\1\METHODS\8330DATA.M
Last changed : 4/12/2021 5:27:07 PM by JWR
Method Info : OVD-SOP#HPLC02 : 8330 Calibration 03/31/2021

Sample Info : 1 (250ppb "OC")

==========

==========

External Standard Report

==========

Sorted By : Signal
Calib. Data Modified : 4/12/2021 5:27:03 PM
Multiplier : 1.0000
Dilution : 1.0000
Do not use Multiplier & Dilution Factor with ISTDs

Signal 1: DAD1 B, Sig=254,16 Ref=360,100

RetTime [min]	Type	Area [mAU*s]	Amt/Area	Amount [ug/L]	Grp	Name
7.953	BV	50.02211	5.86219	293.23926		HMX
11.737	VV	48.34652	5.51793	266.77251		RDX
12.252	VBA	126.33092	2.39926	303.10015		1,3,5-Trinitrobenzene
13.994	BV	65.52395	3.78905	248.27357		1,2-Dinitrobenzene
14.990	VV	156.80142	1.71072	268.24395		1,3-Dinitrobenzene
15.918	VV	101.12000	2.61793	264.72526		Nitrobenzene
19.328	BV	112.51461	2.49110	280.28518		2,4,6-Trinitrotoluene
19.899	VV	79.67447	3.30729	263.50677		Tetryl
22.084	BV	73.06253	3.77164	275.56561		2,6-Dinitrotoluene
23.418	VV	149.63783	1.89724	283.89943		2,4-Dinitrotoluene
24.923	VBA	62.48356	4.46728	279.13146		2-Nitrotoluene
27.129	BBA	50.06306	5.45135	272.91121		4-Nitrotoluene
29.035	BV	69.89148	4.00559	279.95667		3-Nitrotoluene
29.787	VBA	68.28328	4.27305	291.77819		4-Amino-2,6-Dinitrotoluene
32.376	BBA	98.63719	2.79697	275.88541		2-Amino-4,6-Dinitrotoluene

Totals : 4147.27464

==========

*** End of Report ***

Data File C:\CHEM32\1\DATA\040921\040921 2021-04-09 12-30-09\5L028201.D
Sample Name: B1C1074-MS1

==========

Acq. Operator : ECL
Seq. Line : 20
Acq. Instrument : HPLC5
Location : Vial 12
Injection Date : 4/9/2021 7:36:34 PM
Inj : 1
Inj Volume : 100 µl
Acq. Method : C:\Chem32\1\DATA\040921\040921 2021-04-09 12-30-09\8330PLUS-PETN.M
Last changed : 4/5/2021 11:57:50 PM by JWR
Analysis Method : C:\CHEM32\1\METHODS\8330PLUS-PETNDA.M
Last changed : 4/10/2021 11:15:54 AM by ECL
Method Info : OVD-SOP#HPLC02: 8330PLUS-PETN Calibration 03/31/2021

Sample Info : 1

==========

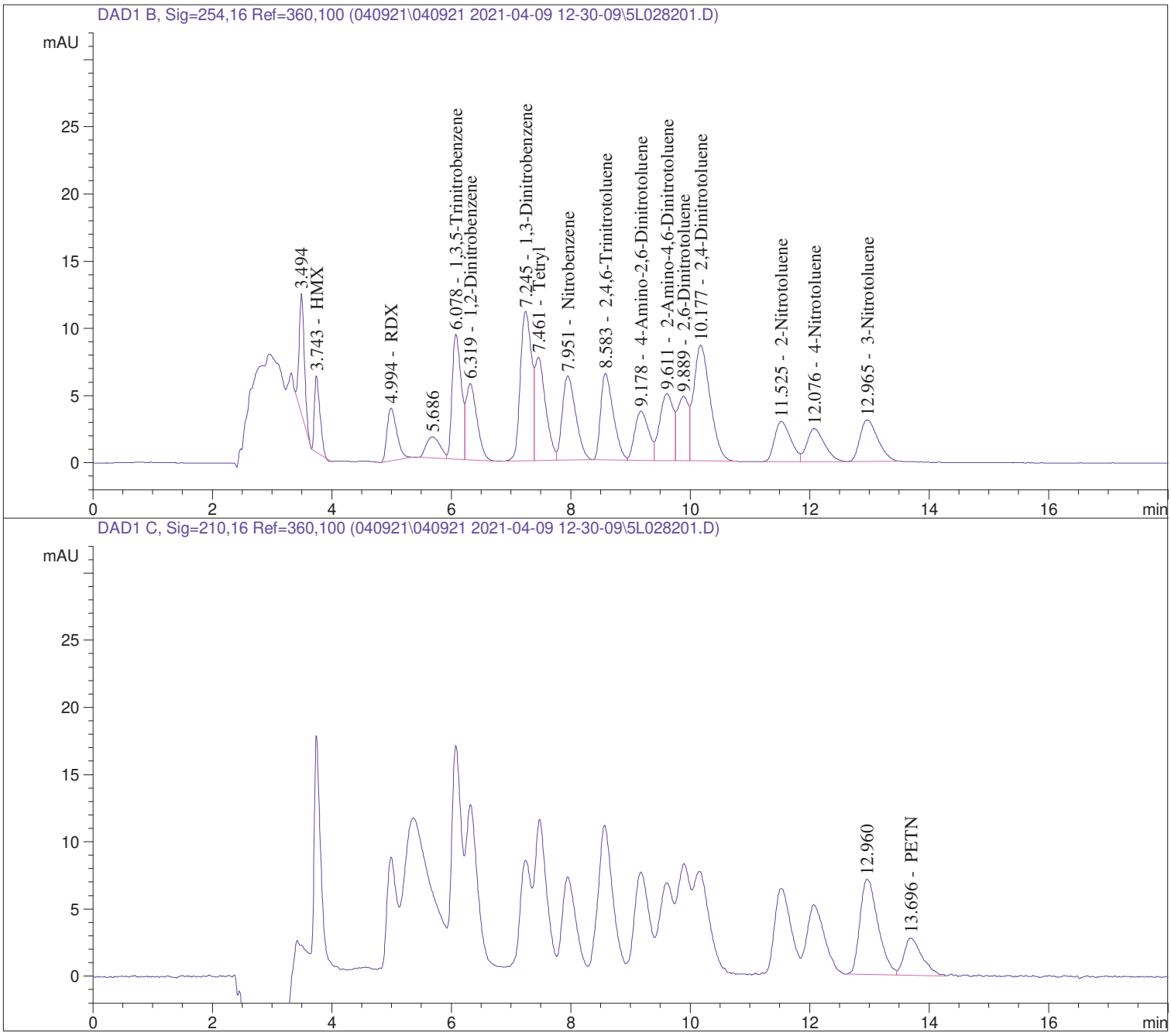

Data File C:\CHEM32\1\DATA\040921\040921 2021-04-09 12-30-09\5L028201.D
Sample Name: B1C1074-MS1

==========

Acq. Operator : ECL
Seq. Line : 20
Acq. Instrument : HPLC5
Location : Vial 12
Injection Date : 4/9/2021 7:36:34 PM
Inj : 1
Inj Volume : 100 µl
Acq. Method : C:\Chem32\1\DATA\040921\040921 2021-04-09 12-30-09\8330PLUS-PETN.M
Last changed : 4/5/2021 11:57:50 PM by JWR
Analysis Method : C:\CHEM32\1\METHODS\8330PLUS-PETNDA.M
Last changed : 4/10/2021 11:15:54 AM by ECL
Method Info : OVD-SOP#HPLC02: 8330PLUS-PETN Calibration 03/31/2021

Sample Info : 1

==========

==========

External Standard Report

==========

Sorted By : Signal
Calib. Data Modified : 4/6/2021 11:29:02 AM
Multiplier : 1.0000
Dilution : 1.0000
Use Multiplier & Dilution Factor with ISTDs

Signal 1: DAD1 B, Sig=254,16 Ref=360,100

RetTime [min]	Type	Area [mAU*s]	Amt/Area	Amount [ug/L]	Grp	Name
3.743	VV	36.37196	6.16622	224.27745		HMX
4.994	BV	44.12527	5.27601	232.80529		RDX
6.078	VV	99.06889	2.62175	259.73386		1,3,5-Trinitrobenzene
6.319	VBA	72.70866	3.56137	258.94241		1,2-Dinitrobenzene
7.245	VV	146.69684	1.81345	266.02752		1,3-Dinitrobenzene
7.461	VV	96.25521	2.98328	287.15661		Tetryl
7.951	VV	98.34274	2.64337	259.95587		Nitrobenzene
8.583	VV	94.28435	2.52791	238.34253		2,4,6-Trinitrotoluene
9.178	VV	59.27594	4.41393	261.64012		4-Amino-2,6-Dinitrotoluene
9.611	VV	79.35649	3.00373	238.36572		2-Amino-4,6-Dinitrotoluene
9.889	VV	61.44408	3.84447	236.21983		2,6-Dinitrotoluene
10.177	VBA	166.94534	1.82461	304.61084		2,4-Dinitrotoluene
11.525	BV	55.71239	4.51918	251.77456		2-Nitrotoluene
12.076	VBA	49.65963	5.36682	266.51431		4-Nitrotoluene
12.965	BBA	63.63195	4.00509	254.85166		3-Nitrotoluene

Totals : 3841.21857

Data File C:\CHEM32\1\DATA\040921\040921 2021-04-09 12-30-09\5L028201.D
Sample Name: B1C1074-MS1

==========

Acq. Operator : ECL
Seq. Line : 20
Acq. Instrument : HPLC5
Location : Vial 12
Injection Date : 4/9/2021 7:36:34 PM
Inj : 1
Inj Volume : 100 µl
Acq. Method : C:\Chem32\1\DATA\040921\040921 2021-04-09 12-30-09\8330PLUS-PETN.M
Last changed : 4/5/2021 11:57:50 PM by JWR
Analysis Method : C:\CHEM32\1\METHODS\8330PLUS-PETNDA.M
Last changed : 4/10/2021 11:15:54 AM by ECL
Method Info : OVD-SOP#HPLC02: 8330PLUS-PETN Calibration 03/31/2021

Sample Info : 1

==========

Signal 2: DAD1 C, Sig=210,16 Ref=360,100

RetTime [min]	Type	Area [mAU*s]	Amt/Area	Amount [ug/L]	Grp	Name
13.696	VV	58.49953	3.83493	224.34185		PETN

Totals : 224.34185

==========

*** End of Report ***

Data File C:\CHEM32\1\DATA\040921\040921 2021-04-09 12-30-09\5L028202.D
Sample Name: B1C1074-MSD1

==========

Acq. Operator : ECL
Seq. Line : 21
Acq. Instrument : HPLC5
Location : Vial 13
Injection Date : 4/9/2021 8:04:48 PM
Inj : 1
Inj Volume : 100 µl
Acq. Method : C:\Chem32\1\DATA\040921\040921 2021-04-09 12-30-09\8330PLUS-PETN.M
Last changed : 4/5/2021 11:57:50 PM by JWR
Analysis Method : C:\CHEM32\1\METHODS\8330PLUS-PETNDA.M
Last changed : 4/10/2021 11:15:54 AM by ECL
Method Info : OVD-SOP#HPLC02: 8330PLUS-PETN Calibration 03/31/2021

Sample Info : 1

==========

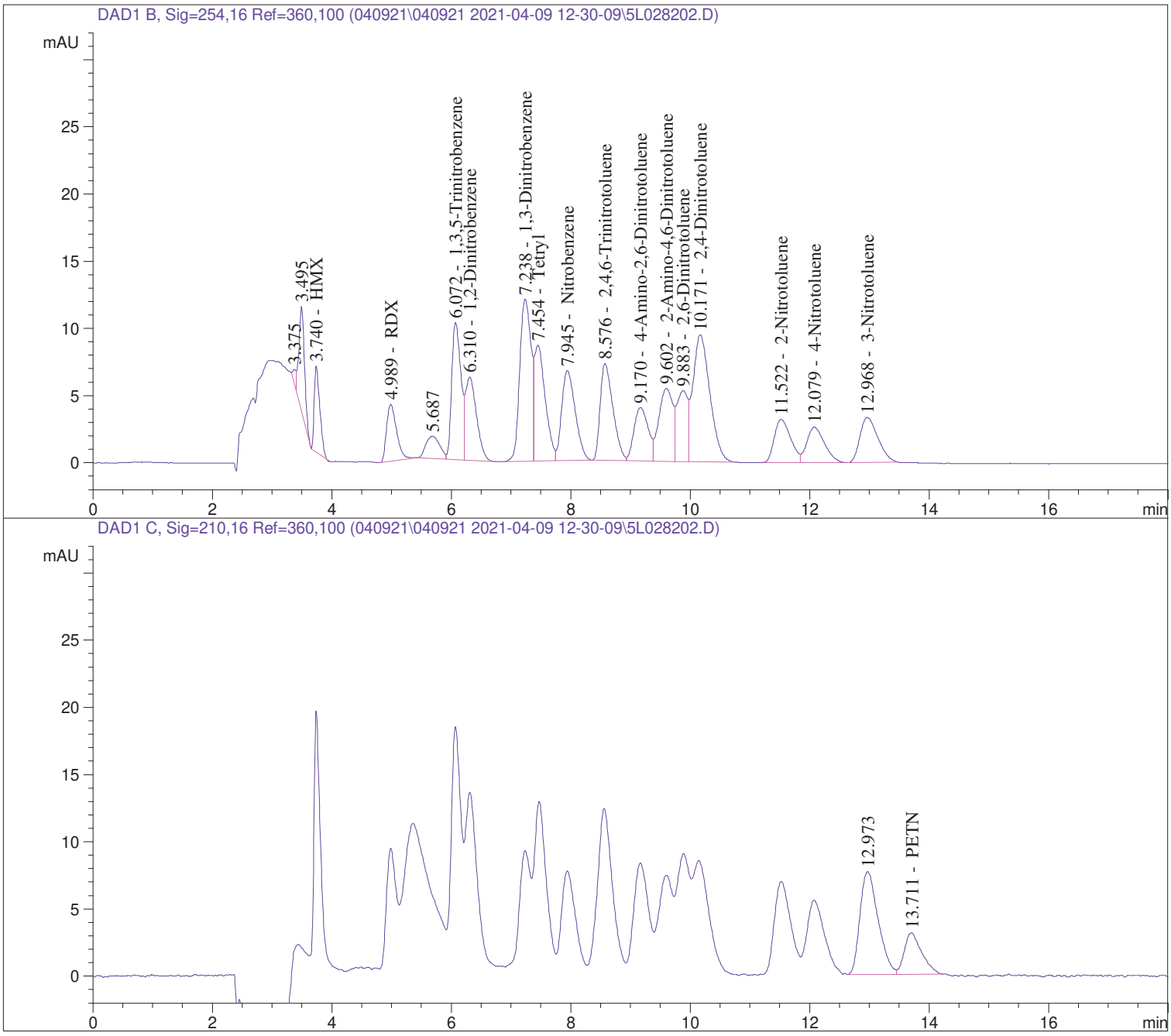

Data File C:\CHEM32\1\DATA\040921\040921 2021-04-09 12-30-09\5L028202.D
Sample Name: B1C1074-MSD1

==========

Acq. Operator : ECL Seq. Line : 21
Acq. Instrument : HPLC5 Location : Vial 13
Injection Date : 4/9/2021 8:04:48 PM Inj : 1
Inj Volume : 100 µl
Acq. Method : C:\Chem32\1\DATA\040921\040921 2021-04-09 12-30-09\8330PLUS-PETN.M
Last changed : 4/5/2021 11:57:50 PM by JWR
Analysis Method : C:\CHEM32\1\METHODS\8330PLUS-PETNDA.M
Last changed : 4/10/2021 11:15:54 AM by ECL
Method Info : OVD-SOP#HPLC02: 8330PLUS-PETN Calibration 03/31/2021

Sample Info : 1

==========

==========

External Standard Report

==========

Sorted By : Signal
Calib. Data Modified : 4/6/2021 11:29:02 AM
Multiplier : 1.0000
Dilution : 1.0000
Use Multiplier & Dilution Factor with ISTDs

Signal 1: DAD1 B, Sig=254,16 Ref=360,100

RetTime [min]	Type	Area [mAU*s]	Amt/Area	Amount [ug/L]	Grp	Name
3.740	VV	41.60477	6.17536	256.92453		HMX
4.989	BV	49.82185	5.25804	261.96539		RDX
6.072	VV	110.42893	2.62169	289.51055		1,3,5-Trinitrobenzene
6.310	VBA	80.51234	3.56067	286.67789		1,2-Dinitrobenzene
7.238	VV	160.75835	1.81356	291.54467		1,3-Dinitrobenzene
7.454	VV	109.55927	2.98354	326.87393		Tetryl
7.945	VV	106.11810	2.64390	280.56519		Nitrobenzene
8.576	VV	106.74303	2.53009	270.06935		2,4,6-Trinitrotoluene
9.170	VV	65.86295	4.41232	290.60818		4-Amino-2,6-Dinitrotoluene
9.602	VV	88.63541	3.00313	266.18322		2-Amino-4,6-Dinitrotoluene
9.883	VV	68.09923	3.84559	261.88142		2,6-Dinitrotoluene
10.171	VBA	186.14841	1.82473	339.66992		2,4-Dinitrotoluene
11.522	BV	61.00658	4.52005	275.75256		2-Nitrotoluene
12.079	VBA	54.16324	5.36622	290.65170		4-Nitrotoluene
12.968	BBA	70.20931	4.00491	281.18188		3-Nitrotoluene

Totals : 4270.06039

Data File C:\CHEM32\1\DATA\040921\040921 2021-04-09 12-30-09\5L028202.D
Sample Name: B1C1074-MSD1

==========

Acq. Operator : ECL
Seq. Line : 21
Acq. Instrument : HPLC5
Location : Vial 13
Injection Date : 4/9/2021 8:04:48 PM
Inj : 1
Inj Volume : 100 µl
Acq. Method : C:\Chem32\1\DATA\040921\040921 2021-04-09 12-30-09\8330PLUS-PETN.M
Last changed : 4/5/2021 11:57:50 PM by JWR
Analysis Method : C:\CHEM32\1\METHODS\8330PLUS-PETNDA.M
Last changed : 4/10/2021 11:15:54 AM by ECL
Method Info : OVD-SOP#HPLC02: 8330PLUS-PETN Calibration 03/31/2021

Sample Info : 1

==========

Signal 2: DAD1 C, Sig=210,16 Ref=360,100

RetTime [min]	Type	Area [mAU*s]	Amt/Area	Amount [ug/L]	Grp	Name
13.711	VV	62.88498	3.83900	241.41533		PETN

Totals : 241.41533

==========

*** End of Report ***

Data File C:\CHEM32\1\DATA\040921\040921 2021-04-09 12-30-09\5L028199.D
Sample Name: B1C1074-SRM1

==========

Acq. Operator : ECL
Seq. Line : 18
Acq. Instrument : HPLC5
Location : Vial 10
Injection Date : 4/9/2021 6:40:09 PM
Inj : 1
Inj Volume : 100 µl
Acq. Method : C:\Chem32\1\DATA\040921\040921 2021-04-09 12-30-09\8330PLUS-PETN.M
Last changed : 4/5/2021 11:57:50 PM by JWR
Analysis Method : C:\CHEM32\1\METHODS\8330PLUS-PETNDA.M
Last changed : 4/10/2021 11:13:14 AM by ECL
Method Info : OVD-SOP#HPLC02: 8330PLUS-PETN Calibration 03/31/2021

Sample Info : 1

==========

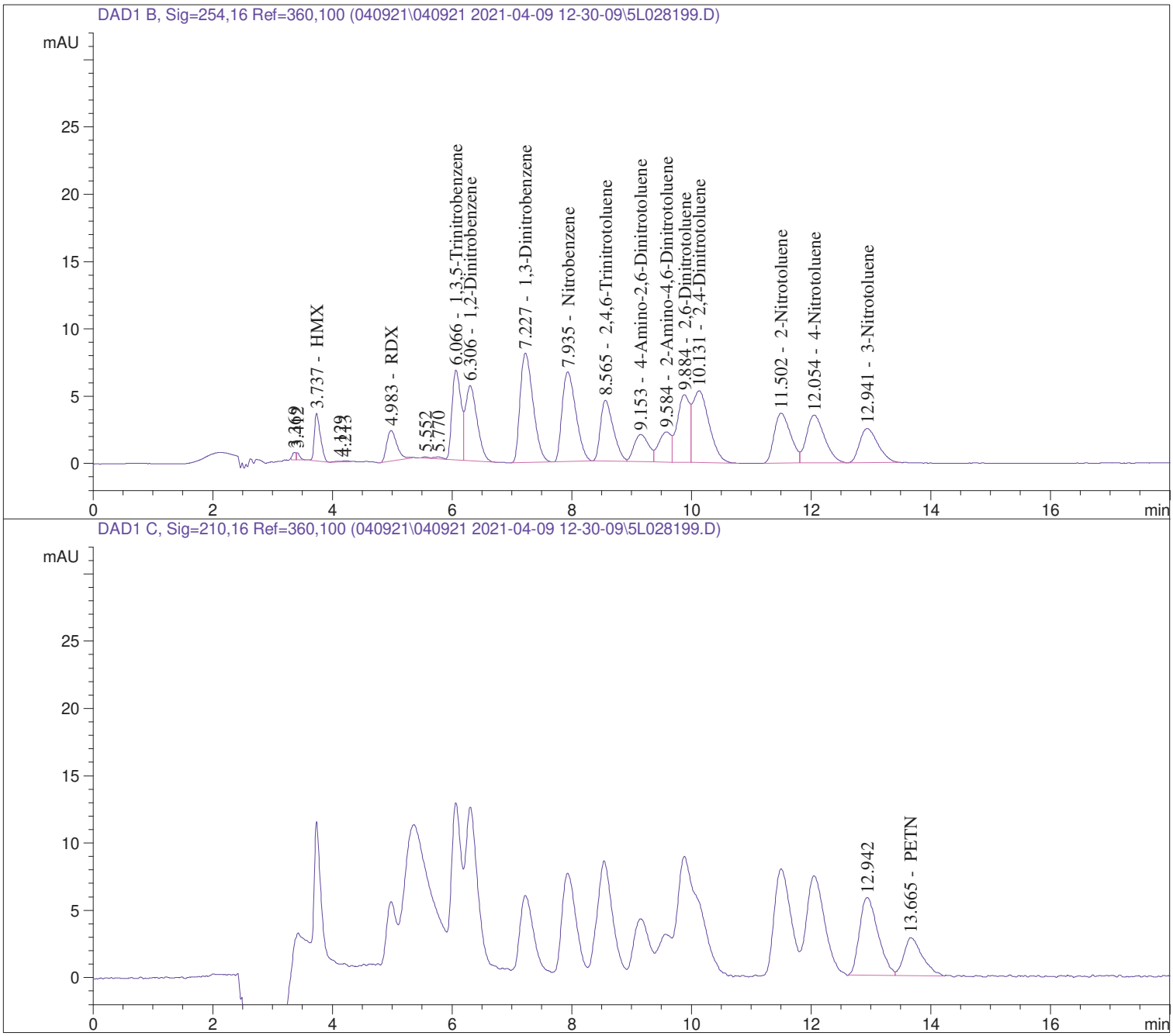

Data File C:\CHEM32\1\DATA\040921\040921 2021-04-09 12-30-09\5L028199.D
Sample Name: B1C1074-SRM1

==========

Acq. Operator : ECL Seq. Line : 18
Acq. Instrument : HPLC5 Location : Vial 10
Injection Date : 4/9/2021 6:40:09 PM Inj : 1
Inj Volume : 100 µl
Acq. Method : C:\Chem32\1\DATA\040921\040921 2021-04-09 12-30-09\8330PLUS-PETN.M
Last changed : 4/5/2021 11:57:50 PM by JWR
Analysis Method : C:\CHEM32\1\METHODS\8330PLUS-PETNDA.M
Last changed : 4/10/2021 11:13:14 AM by ECL
Method Info : OVD-SOP#HPLC02: 8330PLUS-PETN Calibration 03/31/2021

Sample Info : 1

==========

==========

External Standard Report

==========

Sorted By : Signal
Calib. Data Modified : 4/6/2021 11:29:02 AM
Multiplier : 1.0000
Dilution : 1.0000
Use Multiplier & Dilution Factor with ISTDs

Signal 1: DAD1 B, Sig=254,16 Ref=360,100

RetTime [min]	Type	Area [mAU*s]	Amt/Area	Amount [ug/L]	Grp	Name
3.737	VV	24.53687	6.13115	150.43933		HMX
4.983	BB	26.55810	5.37994	142.88110		RDX
6.066	VV	69.62103	2.62199	182.54583		1,3,5-Trinitrobenzene
6.306	VBA	75.68529	3.56109	269.52181		1,2-Dinitrobenzene
7.227	BV	122.35413	1.81321	221.85326		1,3-Dinitrobenzene
7.516		-	-	-		Tetryl
7.935	VV	106.15894	2.64390	280.67344		Nitrobenzene
8.565	VV	67.53424	2.52052	170.22173		2,4,6-Trinitrotoluene
9.153	VV	34.33789	4.42568	151.96864		4-Amino-2,6-Dinitrotoluene
9.584	VV	32.72693	3.01201	98.57378		2-Amino-4,6-Dinitrotoluene
9.884	VV	73.72656	3.84637	283.57985		2,6-Dinitrotoluene
10.131	VBA	102.70540	1.82393	187.32780		2,4-Dinitrotoluene
11.502	BV	70.86160	4.52131	320.38711		2-Nitrotoluene
12.054	VBA	74.26338	5.36442	398.37970		4-Nitrotoluene
12.941	BBA	53.88794	4.00544	215.84488		3-Nitrotoluene

Totals : 3074.19827

Data File C:\CHEM32\1\DATA\040921\040921 2021-04-09 12-30-09\5L028199.D
Sample Name: B1C1074-SRM1

==========

Acq. Operator : ECL Seq. Line : 18
Acq. Instrument : HPLC5 Location : Vial 10
Injection Date : 4/9/2021 6:40:09 PM Inj : 1
Inj Volume : 100 µl
Acq. Method : C:\Chem32\1\DATA\040921\040921 2021-04-09 12-30-09\8330PLUS-PETN.M
Last changed : 4/5/2021 11:57:50 PM by JWR
Analysis Method : C:\CHEM32\1\METHODS\8330PLUS-PETNDA.M
Last changed : 4/10/2021 11:13:14 AM by ECL
Method Info : OVD-SOP#HPLC02: 8330PLUS-PETN Calibration 03/31/2021

Sample Info : 1

==========

Signal 2: DAD1 C, Sig=210,16 Ref=360,100

RetTime [min]	Type	Area [mAU*s]	Amt/Area	Amount [ug/L]	Grp	Name
13.665	VV	60.22467	3.83660	231.05820		PETN

Totals : 231.05820

1 Warnings or Errors :

Warning : Calibrated compound(s) not found

==========

*** End of Report ***

Data File C:\CHEM32\1\DATA\041221\041221 2021-04-12 16-17-55\6L0008585.D
Sample Name: B1C1074-SRM2

==========

Acq. Operator : JWR
Seq. Line : 5
Acq. Instrument : HPLC6
Location : 5
Injection Date : 4/12/2021 8:32:09 PM
Inj : 1
Inj Volume : 100.000 µl
Acq. Method : C:\Chem32\1\Data\041221\041221 2021-04-12 16-17-55\8330.M
Last changed : 4/12/2021 4:17:55 PM by ECL
Analysis Method : C:\CHEM32\1\METHODS\8330DATA.M
Last changed : 4/12/2021 5:27:07 PM by JWR
Method Info : OVD-SOP#HPLC02 : 8330 Calibration 03/31/2021

Sample Info : 1 (Surr 250ppb "OC")

==========

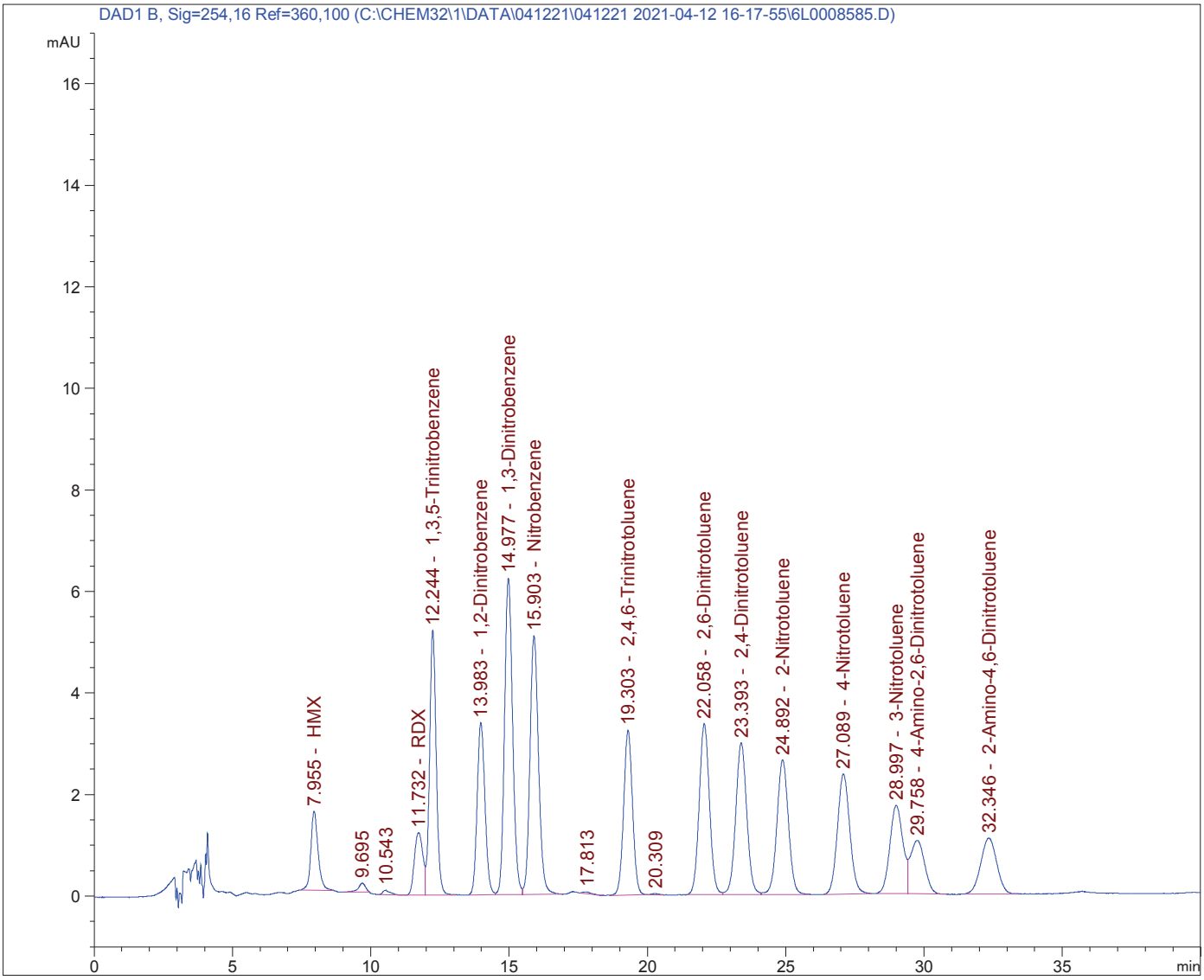

Data File C:\CHEM32\1\DATA\041221\041221 2021-04-12 16-17-55\6L0008585.D
Sample Name: B1C1074-SRM2

==========

Acq. Operator : JWR Seq. Line : 5
Acq. Instrument : HPLC6 Location : 5
Injection Date : 4/12/2021 8:32:09 PM Inj : 1
Inj Volume : 100.000 µl
Acq. Method : C:\Chem32\1\Data\041221\041221 2021-04-12 16-17-55\8330.M
Last changed : 4/12/2021 4:17:55 PM by ECL
Analysis Method : C:\CHEM32\1\METHODS\8330DATA.M
Last changed : 4/12/2021 5:27:07 PM by JWR
Method Info : OVD-SOP#HPLC02 : 8330 Calibration 03/31/2021

Sample Info : 1 (Surr 250ppb "OC")

==========

==========

External Standard Report

==========

Sorted By : Signal
Calib. Data Modified : 4/12/2021 5:27:03 PM
Multiplier : 1.0000
Dilution : 1.0000
Do not use Multiplier & Dilution Factor with ISTDs

Signal 1: DAD1 B, Sig=254,16 Ref=360,100

RetTime [min]	Type	Area [mAU*s]	Amt/Area	Amount [ug/L]	Grp	Name
7.955	BBA	28.34804	5.75636	163.18140		HMX
11.732	VV	26.27304	5.51067	144.78197		RDX
12.244	VB	87.22359	2.40027	209.35997		1,3,5-Trinitrobenzene
13.983	BV	66.67735	3.78889	252.63292		1,2-Dinitrobenzene
14.977	VV	126.73634	1.71142	216.89924		1,3-Dinitrobenzene
15.903	VV	109.91888	2.61673	287.62789		Nitrobenzene
19.303	BV	72.22444	2.48397	179.40333		2,4,6-Trinitrotoluene
19.936		-	-	-		Tetryl
22.058	BV	86.91105	3.77071	327.71620		2,6-Dinitrotoluene
23.393	VV	82.92681	1.89871	157.45374		2,4-Dinitrotoluene
24.892	VB	76.59479	4.46303	341.84512		2-Nitrotoluene
27.089	BBA	73.59141	5.45212	401.22904		4-Nitrotoluene
28.997	BV	57.19757	4.00616	229.14285		3-Nitrotoluene
29.758	VB	37.62648	4.27529	160.86419		4-Amino-2,6-Dinitrotoluene
32.346	BB	44.41307	2.80530	124.59210		2-Amino-4,6-Dinitrotoluene

Totals : 3196.72997

1 Warnings or Errors :

Warning : Calibrated compound(s) not found

==========

*** End of Report ***

Data File C:\CHEM32\1\DATA\041221\041221 2021-04-12 19-11-55\5L028332.D
Sample Name: B1D0537-BLK1

==========

Acq. Operator : JWR
Seq. Line : 2
Acq. Instrument : HPLC5
Location : Vial 2
Injection Date : 4/12/2021 7:43:09 PM
Inj : 1
Inj Volume : 100 µl
Acq. Method : C:\Chem32\1\DATA\041221\041221 2021-04-12 19-11-55\8330PLUS-PETN.M
Last changed : 4/12/2021 7:11:51 PM by JWR
Analysis Method : C:\CHEM32\1\METHODS\8330PLUS-PETNDA.M
Last changed : 4/13/2021 8:25:01 AM by ECL
Method Info : OVD-SOP#HPLC02: 8330PLUS-PETN Calibration 03/31/2021

Sample Info : 1

==========

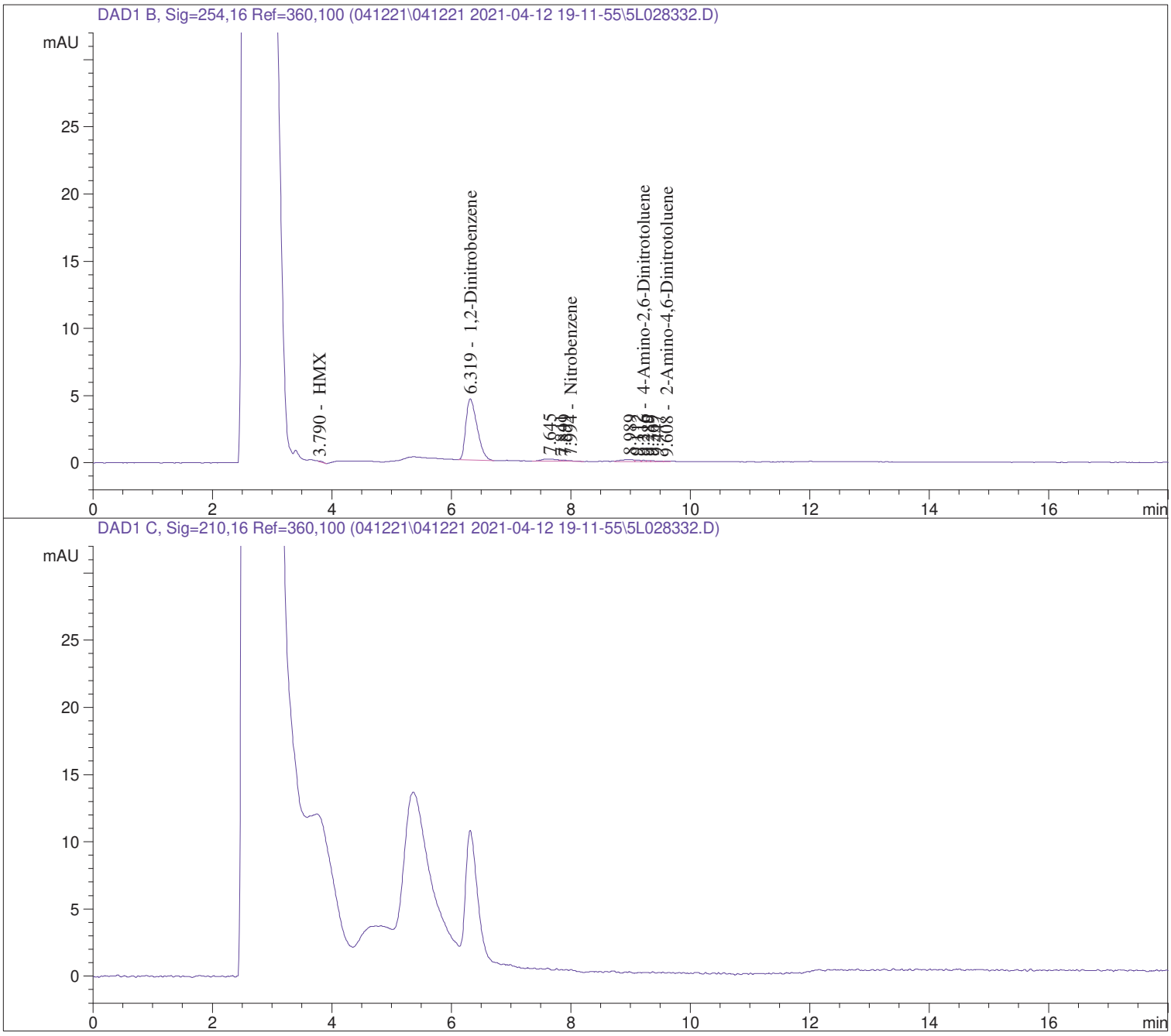

Data File C:\CHEM32\1\DATA\041221\041221 2021-04-12 19-11-55\5L028332.D
Sample Name: B1D0537-BLK1

==========

Acq. Operator : JWR Seq. Line : 2
Acq. Instrument : HPLC5 Location : Vial 2
Injection Date : 4/12/2021 7:43:09 PM Inj : 1
Inj Volume : 100 µl
Acq. Method : C:\Chem32\1\DATA\041221\041221 2021-04-12 19-11-55\8330PLUS-PETN.M
Last changed : 4/12/2021 7:11:51 PM by JWR
Analysis Method : C:\CHEM32\1\METHODS\8330PLUS-PETNDA.M
Last changed : 4/13/2021 8:25:01 AM by ECL
Method Info : OVD-SOP#HPLC02: 8330PLUS-PETN Calibration 03/31/2021

Sample Info : 1

==========

==========

External Standard Report

==========

Sorted By : Signal
Calib. Data Modified : 4/12/2021 8:36:52 AM
Multiplier : 1.0000
Dilution : 1.0000
Use Multiplier & Dilution Factor with ISTDs

Signal 1: DAD1 B, Sig=254,16 Ref=360,100

RetTime [min]	Type	Area [mAU*s]	Amt/Area	Amount [ug/L]	Grp	Name
3.790	VV	3.39746e-1	0.00000	0.00000		HMX
4.994		-	-	-		RDX
6.093		-	-	-		1,3,5-Trinitrobenzene
6.319	BV	59.81462	3.56293	213.11502		1,2-Dinitrobenzene
7.259		-	-	-		1,3-Dinitrobenzene
7.516		-	-	-		Tetryl
7.994	VB	4.40986e-1	1.03873	4.58063e-1		Nitrobenzene
8.608		-	-	-		2,4,6-Trinitrotoluene
9.216	VV	4.49550e-1	6.53090	2.93597		4-Amino-2,6-Dinitrotoluene
9.608	VV	3.06707e-1	4.50058	1.38036		2-Amino-4,6-Dinitrotoluene
9.933		-	-	-		2,6-Dinitrotoluene
10.216		-	-	-		2,4-Dinitrotoluene
11.545		-	-	-		2-Nitrotoluene
12.103		-	-	-		4-Nitrotoluene
12.992		-	-	-		3-Nitrotoluene

Totals : 217.88942

Data File C:\CHEM32\1\DATA\041221\041221 2021-04-12 19-11-55\5L028332.D
Sample Name: B1D0537-BLK1

==========

Acq. Operator : JWR Seq. Line : 2
Acq. Instrument : HPLC5 Location : Vial 2
Injection Date : 4/12/2021 7:43:09 PM Inj : 1
Inj Volume : 100 µl
Acq. Method : C:\Chem32\1\DATA\041221\041221 2021-04-12 19-11-55\8330PLUS-PETN.M
Last changed : 4/12/2021 7:11:51 PM by JWR
Analysis Method : C:\CHEM32\1\METHODS\8330PLUS-PETNDA.M
Last changed : 4/13/2021 8:25:01 AM by ECL
Method Info : OVD-SOP#HPLC02: 8330PLUS-PETN Calibration 03/31/2021

Sample Info : 1

==========

Signal 2: DAD1 C, Sig=210,16 Ref=360,100

RetTime [min]	Type	Area [mAU*s]	Amt/Area	Amount [ug/L]	Grp	Name
13.744		-	-	-		PETN

Totals : 0.00000

2 Warnings or Errors :

Warning : Calibrated compound(s) not found
Warning : Negative results set to zero (cal. curve intercept), (HMX)

==========

*** End of Report ***

Data File C:\CHEM32\1\DATA\041221\041221 2021-04-12 19-11-55\5L028333.D
Sample Name: B1D0537-BLK2

==========

Acq. Operator : JWR
Seq. Line : 3
Acq. Instrument : HPLC5
Location : Vial 3
Injection Date : 4/12/2021 8:11:19 PM
Inj : 1
Inj Volume : 100 µl
Acq. Method : C:\Chem32\1\DATA\041221\041221 2021-04-12 19-11-55\8330PLUS-PETN.M
Last changed : 4/12/2021 7:11:51 PM by JWR
Analysis Method : C:\CHEM32\1\METHODS\8330PLUS-PETNDA.M
Last changed : 4/13/2021 8:25:01 AM by ECL
Method Info : OVD-SOP#HPLC02: 8330PLUS-PETN Calibration 03/31/2021

Sample Info : 1

==========

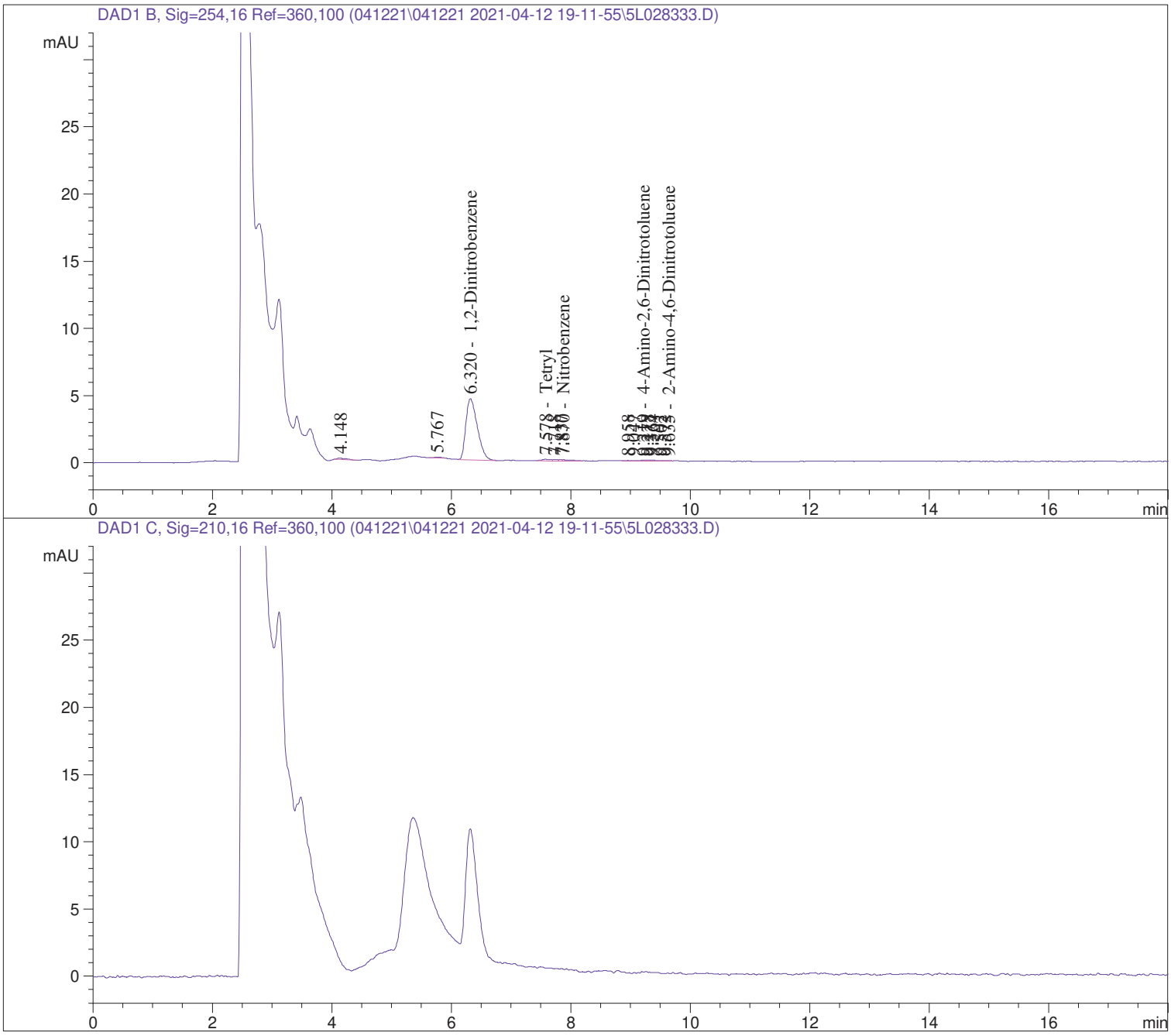

Data File C:\CHEM32\1\DATA\041221\041221 2021-04-12 19-11-55\5L028333.D
Sample Name: B1D0537-BLK2

==========

Acq. Operator : JWR Seq. Line : 3
Acq. Instrument : HPLC5 Location : Vial 3
Injection Date : 4/12/2021 8:11:19 PM Inj : 1
Inj Volume : 100 µl
Acq. Method : C:\Chem32\1\DATA\041221\041221 2021-04-12 19-11-55\8330PLUS-PETN.M
Last changed : 4/12/2021 7:11:51 PM by JWR
Analysis Method : C:\CHEM32\1\METHODS\8330PLUS-PETNDA.M
Last changed : 4/13/2021 8:25:01 AM by ECL
Method Info : OVD-SOP#HPLC02: 8330PLUS-PETN Calibration 03/31/2021

Sample Info : 1

==========

==========

External Standard Report

==========

Sorted By : Signal
Calib. Data Modified : 4/12/2021 8:36:52 AM
Multiplier : 1.0000
Dilution : 1.0000
Use Multiplier & Dilution Factor with ISTDs

Signal 1: DAD1 B, Sig=254,16 Ref=360,100

RetTime [min]	Type	Area [mAU*s]	Amt/Area	Amount [ug/L]	Grp	Name
3.753		-	-	-		HMX
4.994		-	-	-		RDX
6.093		-	-	-		1,3,5-Trinitrobenzene
6.320	BV	60.71621	3.56279	216.31942		1,2-Dinitrobenzene
7.259		-	-	-		1,3-Dinitrobenzene
7.578	VV	1.38649	2.84159	3.93984		Tetryl
7.870	VV	1.05815	1.97884	2.09391		Nitrobenzene
8.608		-	-	-		2,4,6-Trinitrotoluene
9.219	VV	4.80683e-1	6.39274	3.07289		4-Amino-2,6-Dinitrotoluene
9.635	VV	2.61725e-1	4.75883	1.24551		2-Amino-4,6-Dinitrotoluene
9.933		-	-	-		2,6-Dinitrotoluene
10.216		-	-	-		2,4-Dinitrotoluene
11.545		-	-	-		2-Nitrotoluene
12.103		-	-	-		4-Nitrotoluene
12.992		-	-	-		3-Nitrotoluene

Totals : 226.67156

Data File C:\CHEM32\1\DATA\041221\041221 2021-04-12 19-11-55\5L028333.D
Sample Name: B1D0537-BLK2

==========

Acq. Operator : JWR Seq. Line : 3
Acq. Instrument : HPLC5 Location : Vial 3
Injection Date : 4/12/2021 8:11:19 PM Inj : 1
Inj Volume : 100 µl
Acq. Method : C:\Chem32\1\DATA\041221\041221 2021-04-12 19-11-55\8330PLUS-PETN.M
Last changed : 4/12/2021 7:11:51 PM by JWR
Analysis Method : C:\CHEM32\1\METHODS\8330PLUS-PETNDA.M
Last changed : 4/13/2021 8:25:01 AM by ECL
Method Info : OVD-SOP#HPLC02: 8330PLUS-PETN Calibration 03/31/2021

Sample Info : 1

==========

Signal 2: DAD1 C, Sig=210,16 Ref=360,100

RetTime [min]	Type	Area [mAU*s]	Amt/Area	Amount [ug/L]	Grp	Name
13.744		-	-	-		PETN

Totals : 0.00000

1 Warnings or Errors :

Warning : Calibrated compound(s) not found

==========

*** End of Report ***

Data File C:\CHEM32\1\DATA\041221\041221 2021-04-12 19-11-55\5L028351.D
Sample Name: B1D0537-DUP1

==========

Acq. Operator : JWR
Seq. Line : 21
Acq. Instrument : HPLC5
Location : Vial 20
Injection Date : 4/13/2021 4:38:43 AM
Inj : 1
Inj Volume : 100 µl
Acq. Method : C:\Chem32\1\DATA\041221\041221 2021-04-12 19-11-55\8330PLUS-PETN.M
Last changed : 4/12/2021 7:11:51 PM by JWR
Analysis Method : C:\CHEM32\1\METHODS\8330PLUS-PETNDA.M
Last changed : 4/13/2021 8:55:33 AM by ECL
Method Info : OVD-SOP#HPLC02: 8330PLUS-PETN Calibration 03/31/2021

Sample Info : 1

==========

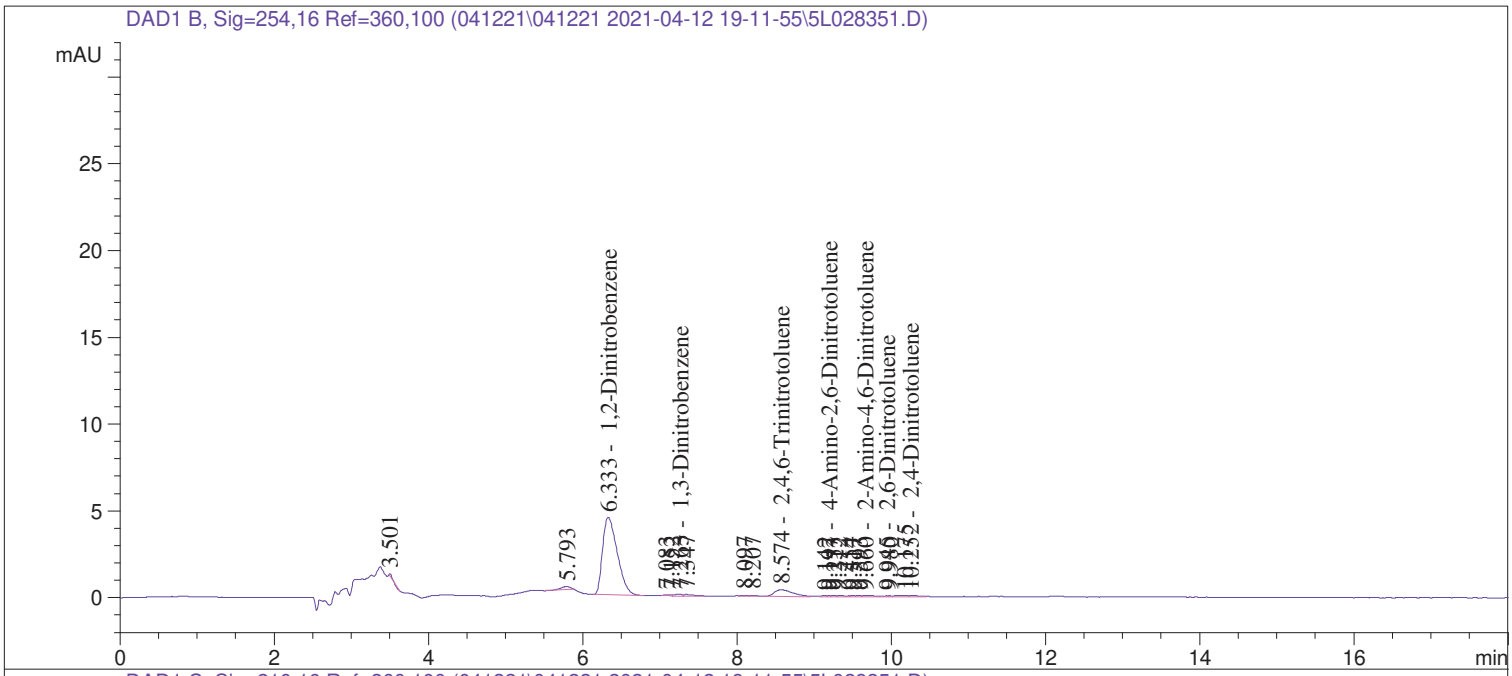

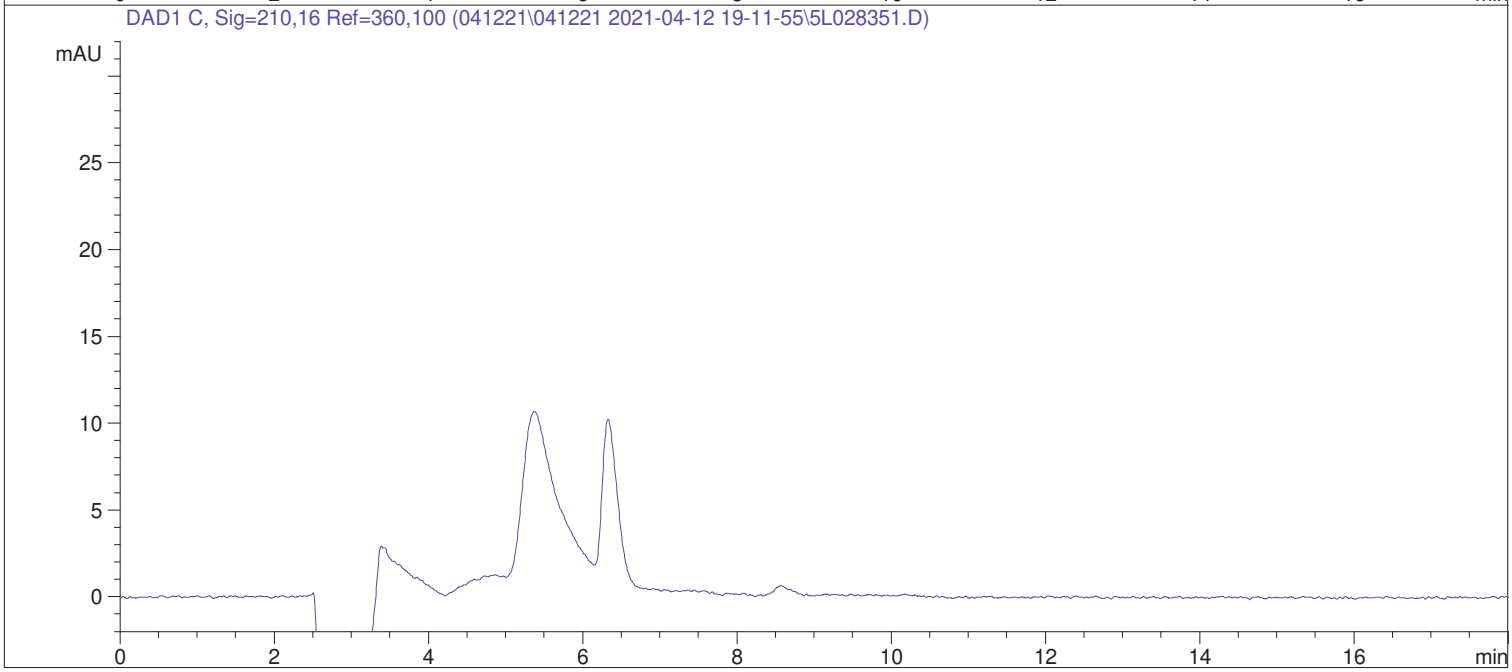

Data File C:\CHEM32\1\DATA\041221\041221 2021-04-12 19-11-55\5L028351.D
Sample Name: B1D0537-DUP1

==========

Acq. Operator : JWR Seq. Line : 21
Acq. Instrument : HPLC5 Location : Vial 20
Injection Date : 4/13/2021 4:38:43 AM Inj : 1
Inj Volume : 100 µl
Acq. Method : C:\Chem32\1\DATA\041221\041221 2021-04-12 19-11-55\8330PLUS-PETN.M
Last changed : 4/12/2021 7:11:51 PM by JWR
Analysis Method : C:\CHEM32\1\METHODS\8330PLUS-PETNDA.M
Last changed : 4/13/2021 8:55:33 AM by ECL
Method Info : OVD-SOP#HPLC02: 8330PLUS-PETN Calibration 03/31/2021

Sample Info : 1

==========

==========

External Standard Report

==========

Sorted By : Signal
Calib. Data Modified : 4/12/2021 8:36:52 AM
Multiplier : 1.0000
Dilution : 1.0000
Use Multiplier & Dilution Factor with ISTDs

Signal 1: DAD1 B, Sig=254,16 Ref=360,100

RetTime [min]	Type	Area [mAU*s]	Amt/Area	Amount [ug/L]	Grp	Name
3.753		-	-	-		HMX
4.994		-	-	-		RDX
6.093		-	-	-		1,3,5-Trinitrobenzene
6.333	BBA	58.85849	3.56307	209.71679		1,2-Dinitrobenzene
7.263	VV	6.65192e-1	1.54330	1.02659		1,3-Dinitrobenzene
7.516		-	-	-		Tetryl
7.963		-	-	-		Nitrobenzene
8.574	VV	6.49713	2.27592	14.78694		2,4,6-Trinitrotoluene
9.197	VV	1.72573e-1	9.95457	1.71789		4-Amino-2,6-Dinitrotoluene
9.660	VV	8.10136e-1	3.56681	2.88960		2-Amino-4,6-Dinitrotoluene
9.945	VV	3.15339e-1	1.62864	5.13574e-1		2,6-Dinitrotoluene
10.252	VV	7.64407e-1	1.58797	1.21386		2,4-Dinitrotoluene
11.545		-	-	-		2-Nitrotoluene
12.103		-	-	-		4-Nitrotoluene
12.992		-	-	-		3-Nitrotoluene

Totals : 231.86524

Data File C:\CHEM32\1\DATA\041221\041221 2021-04-12 19-11-55\5L028351.D
Sample Name: B1D0537-DUP1

==========

Acq. Operator : JWR
Seq. Line : 21
Acq. Instrument : HPLC5
Location : Vial 20
Injection Date : 4/13/2021 4:38:43 AM
Inj : 1
Inj Volume : 100 µl
Acq. Method : C:\Chem32\1\DATA\041221\041221 2021-04-12 19-11-55\8330PLUS-PETN.M
Last changed : 4/12/2021 7:11:51 PM by JWR
Analysis Method : C:\CHEM32\1\METHODS\8330PLUS-PETNDA.M
Last changed : 4/13/2021 8:55:33 AM by ECL
Method Info : OVD-SOP#HPLC02: 8330PLUS-PETN Calibration 03/31/2021

Sample Info : 1

==========

Signal 2: DAD1 C, Sig=210,16 Ref=360,100

RetTime [min]	Type	Area [mAU*s]	Amt/Area	Amount [ug/L]	Grp	Name
13.744		-	-	-		PETN

Totals : 0.00000

1 Warnings or Errors :

Warning : Calibrated compound(s) not found

==========

*** End of Report ***

Data File C:\CHEM32\1\DATA\041221\041221 2021-04-12 19-11-55\5L028352.D
Sample Name: B1D0537-DUP2

==========

Acq. Operator : JWR
Seq. Line : 22
Acq. Instrument : HPLC5
Location : Vial 21
Injection Date : 4/13/2021 5:06:55 AM
Inj : 1
Inj Volume : 100 µl
Acq. Method : C:\Chem32\1\DATA\041221\041221 2021-04-12 19-11-55\8330PLUS-PETN.M
Last changed : 4/12/2021 7:11:51 PM by JWR
Analysis Method : C:\CHEM32\1\METHODS\8330PLUS-PETNDA.M
Last changed : 4/13/2021 8:55:33 AM by ECL
Method Info : OVD-SOP#HPLC02: 8330PLUS-PETN Calibration 03/31/2021

Sample Info : 1

==========

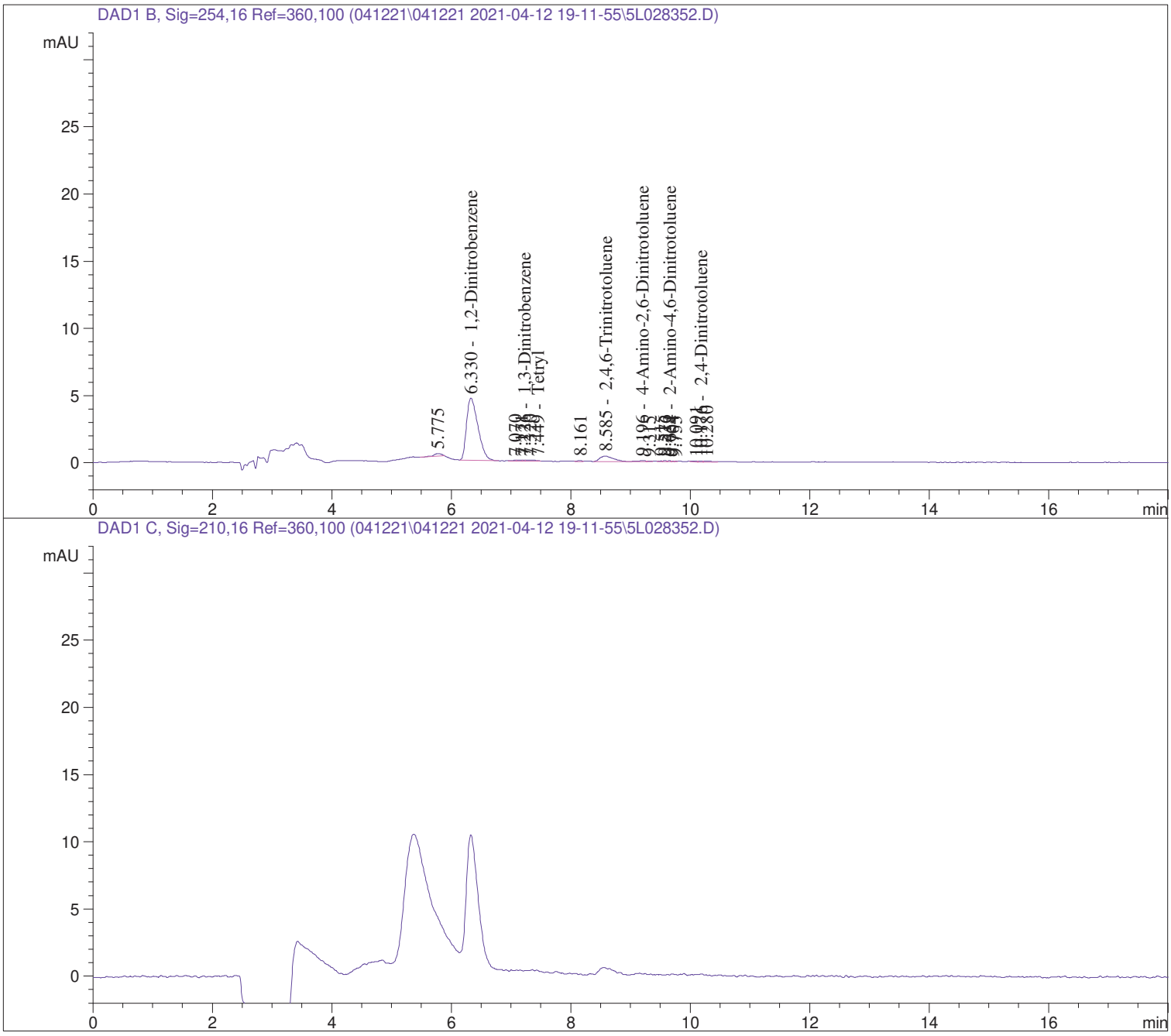

Data File C:\CHEM32\1\DATA\041221\041221 2021-04-12 19-11-55\5L028352.D
Sample Name: B1D0537-DUP2

==========

Acq. Operator : JWR Seq. Line : 22
Acq. Instrument : HPLC5 Location : Vial 21
Injection Date : 4/13/2021 5:06:55 AM Inj : 1
Inj Volume : 100 µl
Acq. Method : C:\Chem32\1\DATA\041221\041221 2021-04-12 19-11-55\8330PLUS-PETN.M
Last changed : 4/12/2021 7:11:51 PM by JWR
Analysis Method : C:\CHEM32\1\METHODS\8330PLUS-PETNDA.M
Last changed : 4/13/2021 8:55:33 AM by ECL
Method Info : OVD-SOP#HPLC02: 8330PLUS-PETN Calibration 03/31/2021

Sample Info : 1

==========

==========

External Standard Report

==========

Sorted By : Signal
Calib. Data Modified : 4/12/2021 8:36:52 AM
Multiplier : 1.0000
Dilution : 1.0000
Use Multiplier & Dilution Factor with ISTDs

Signal 1: DAD1 B, Sig=254,16 Ref=360,100

RetTime [min]	Type	Area [mAU*s]	Amt/Area	Amount [ug/L]	Grp	Name
3.753		-	-	-		HMX
4.994		-	-	-		RDX
6.093		-	-	-		1,3,5-Trinitrobenzene
6.330	BBA	61.50357	3.56268	219.11780		1,2-Dinitrobenzene
7.226	VV	2.37639e-1	1.05504	2.50718e-1		1,3-Dinitrobenzene
7.449	VV	1.67801e-1	1.79743	3.01610e-1		Tetryl
7.963		-	-	-		Nitrobenzene
8.585	VV	6.47342	2.27493	14.72657		2,4,6-Trinitrotoluene
9.196	VV	8.58621e-1	5.51461	4.73496		4-Amino-2,6-Dinitrotoluene
9.654	VV	3.10131e-1	4.48399	1.39062		2-Amino-4,6-Dinitrotoluene
9.933		-	-	-		2,6-Dinitrotoluene
10.176	VV	3.52115e-1	1.30961	4.61133e-1		2,4-Dinitrotoluene
11.545		-	-	-		2-Nitrotoluene
12.103		-	-	-		4-Nitrotoluene
12.992		-	-	-		3-Nitrotoluene

Totals : 240.98341

Data File C:\CHEM32\1\DATA\041221\041221 2021-04-12 19-11-55\5L028352.D
Sample Name: B1D0537-DUP2

==========

Acq. Operator : JWR Seq. Line : 22
Acq. Instrument : HPLC5 Location : Vial 21
Injection Date : 4/13/2021 5:06:55 AM Inj : 1
Inj Volume : 100 µl
Acq. Method : C:\Chem32\1\DATA\041221\041221 2021-04-12 19-11-55\8330PLUS-PETN.M
Last changed : 4/12/2021 7:11:51 PM by JWR
Analysis Method : C:\CHEM32\1\METHODS\8330PLUS-PETNDA.M
Last changed : 4/13/2021 8:55:33 AM by ECL
Method Info : OVD-SOP#HPLC02: 8330PLUS-PETN Calibration 03/31/2021

Sample Info : 1

==========

Signal 2: DAD1 C, Sig=210,16 Ref=360,100

RetTime [min]	Type	Area [mAU*s]	Amt/Area	Amount [ug/L]	Grp	Name
13.744		-	-	-		PETN

Totals : 0.00000

1 Warnings or Errors :

Warning : Calibrated compound(s) not found

==========

*** End of Report ***

Data File C:\CHEM32\1\DATA\041221\041221 2021-04-12 19-11-55\5L028334.D
Sample Name: B1D0537-BS1

==========

Acq. Operator : JWR
Seq. Line : 4
Acq. Instrument : HPLC5
Location : Vial 4
Injection Date : 4/12/2021 8:39:25 PM
Inj : 1
Inj Volume : 100 µl
Acq. Method : C:\Chem32\1\DATA\041221\041221 2021-04-12 19-11-55\8330PLUS-PETN.M
Last changed : 4/12/2021 7:11:51 PM by JWR
Analysis Method : C:\CHEM32\1\METHODS\8330PLUS-PETNDA.M
Last changed : 4/13/2021 8:25:01 AM by ECL
Method Info : OVD-SOP#HPLC02: 8330PLUS-PETN Calibration 03/31/2021

Sample Info : 1

==========

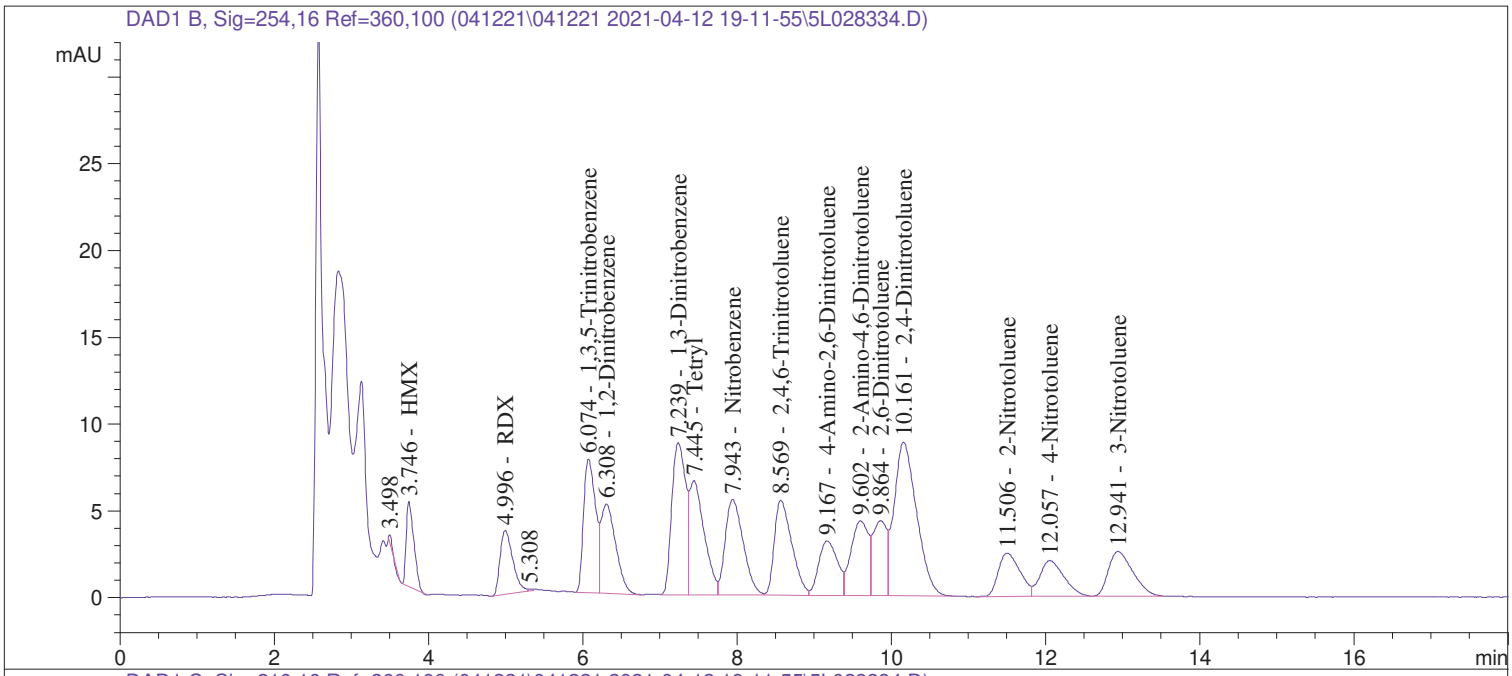

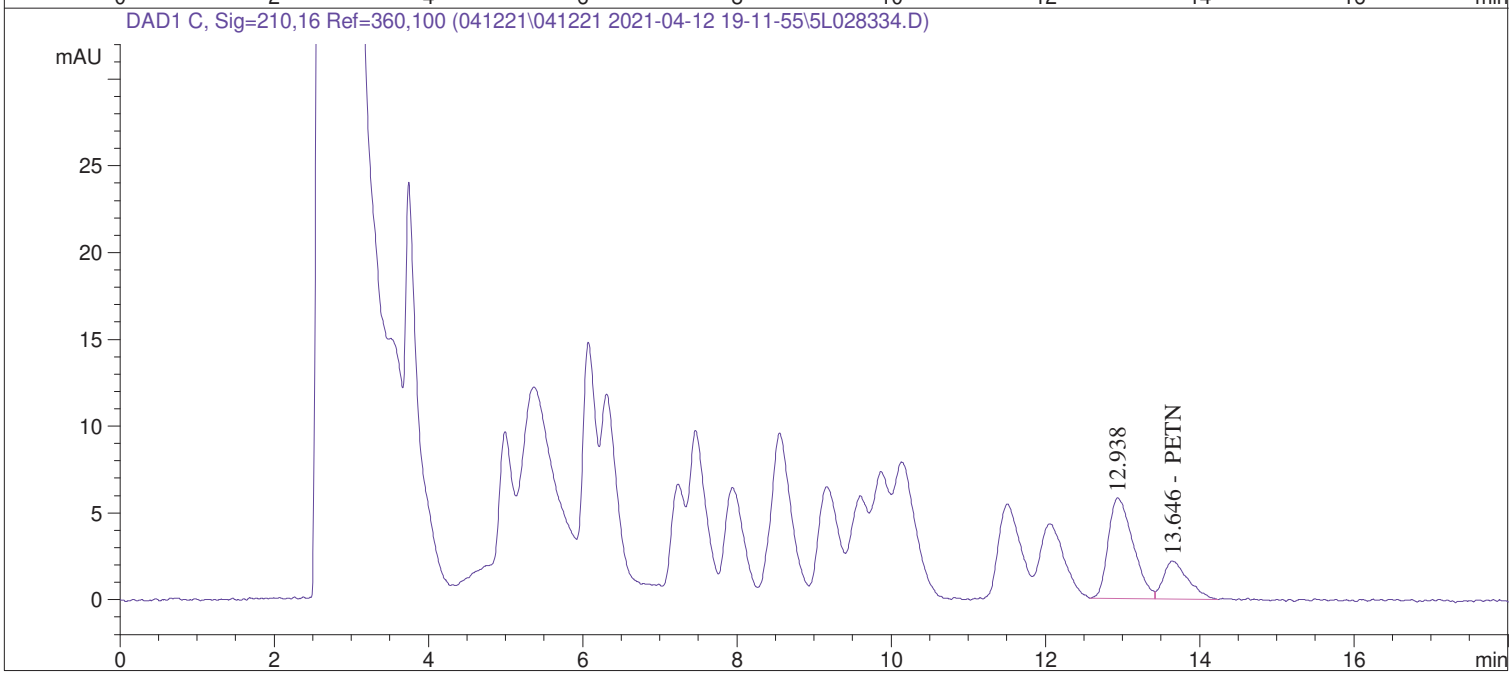

Data File C:\CHEM32\1\DATA\041221\041221 2021-04-12 19-11-55\5L028334.D
Sample Name: B1D0537-BS1

==========

Acq. Operator : JWR Seq. Line : 4
Acq. Instrument : HPLC5 Location : Vial 4
Injection Date : 4/12/2021 8:39:25 PM Inj : 1
Inj Volume : 100 µl
Acq. Method : C:\Chem32\1\DATA\041221\041221 2021-04-12 19-11-55\8330PLUS-PETN.M
Last changed : 4/12/2021 7:11:51 PM by JWR
Analysis Method : C:\CHEM32\1\METHODS\8330PLUS-PETNDA.M
Last changed : 4/13/2021 8:25:01 AM by ECL
Method Info : OVD-SOP#HPLC02: 8330PLUS-PETN Calibration 03/31/2021

Sample Info : 1

==========

==========

External Standard Report

==========

Sorted By : Signal
Calib. Data Modified : 4/12/2021 8:36:52 AM
Multiplier : 1.0000
Dilution : 1.0000
Use Multiplier & Dilution Factor with ISTDs

Signal 1: DAD1 B, Sig=254,16 Ref=360,100

RetTime [min]	Type	Area [mAU*s]	Amt/Area	Amount [ug/L]	Grp	Name
3.746	BV	33.88020	6.16087	208.73156		HMX
4.996	BV	42.00576	5.28394	221.95578		RDX
6.074	BV	83.87556	2.62185	219.90947		1,3,5-Trinitrobenzene
6.308	VV	68.83662	3.56178	245.18058		1,2-Dinitrobenzene
7.239	VV	110.66234	1.81305	200.63638		1,3-Dinitrobenzene
7.445	VV	87.74522	2.98308	261.75128		Tetryl
7.943	VV	89.93906	2.64269	237.68114		Nitrobenzene
8.569	VV	86.44609	2.52622	218.38193		2,4,6-Trinitrotoluene
9.167	VV	53.73089	4.41560	237.25433		4-Amino-2,6-Dinitrotoluene
9.602	VV	68.09823	3.00469	204.61429		2-Amino-4,6-Dinitrotoluene
9.864	VV	54.88302	3.84310	210.92106		2,6-Dinitrotoluene
10.161	VV	180.08115	1.82469	328.59291		2,4-Dinitrotoluene
11.506	VV	49.10064	4.51785	221.82921		2-Nitrotoluene
12.057	VV	44.76200	5.36761	240.26517		4-Nitrotoluene
12.941	VV	57.20198	4.00531	229.11150		3-Nitrotoluene

Totals : 3486.81660

Data File C:\CHEM32\1\DATA\041221\041221 2021-04-12 19-11-55\5L028334.D
Sample Name: B1D0537-BS1

==========

Acq. Operator : JWR
Seq. Line : 4
Acq. Instrument : HPLC5
Location : Vial 4
Injection Date : 4/12/2021 8:39:25 PM
Inj : 1
Inj Volume : 100 µl
Acq. Method : C:\Chem32\1\DATA\041221\041221 2021-04-12 19-11-55\8330PLUS-PETN.M
Last changed : 4/12/2021 7:11:51 PM by JWR
Analysis Method : C:\CHEM32\1\METHODS\8330PLUS-PETNDA.M
Last changed : 4/13/2021 8:25:01 AM by ECL
Method Info : OVD-SOP#HPLC02: 8330PLUS-PETN Calibration 03/31/2021

Sample Info : 1

==========

Signal 2: DAD1 C, Sig=210,16 Ref=360,100

RetTime [min]	Type	Area [mAU*s]	Amt/Area	Amount [ug/L]	Grp	Name
13.646	VV	48.24893	3.82255	184.43416		PETN

Totals : 184.43416

==========

*** End of Report ***

Data File C:\CHEM32\1\DATA\041221\041221 2021-04-12 19-11-55\5L028335.D
Sample Name: B1D0537-BSD1

==========

Acq. Operator : JWR
Seq. Line : 5
Acq. Instrument : HPLC5
Location : Vial 5
Injection Date : 4/12/2021 9:07:38 PM
Inj : 1
Inj Volume : 100 µl
Acq. Method : C:\Chem32\1\DATA\041221\041221 2021-04-12 19-11-55\8330PLUS-PETN.M
Last changed : 4/12/2021 7:11:51 PM by JWR
Analysis Method : C:\CHEM32\1\METHODS\8330PLUS-PETNDA.M
Last changed : 4/13/2021 8:25:01 AM by ECL
Method Info : OVD-SOP#HPLC02: 8330PLUS-PETN Calibration 03/31/2021

Sample Info : 1

==========

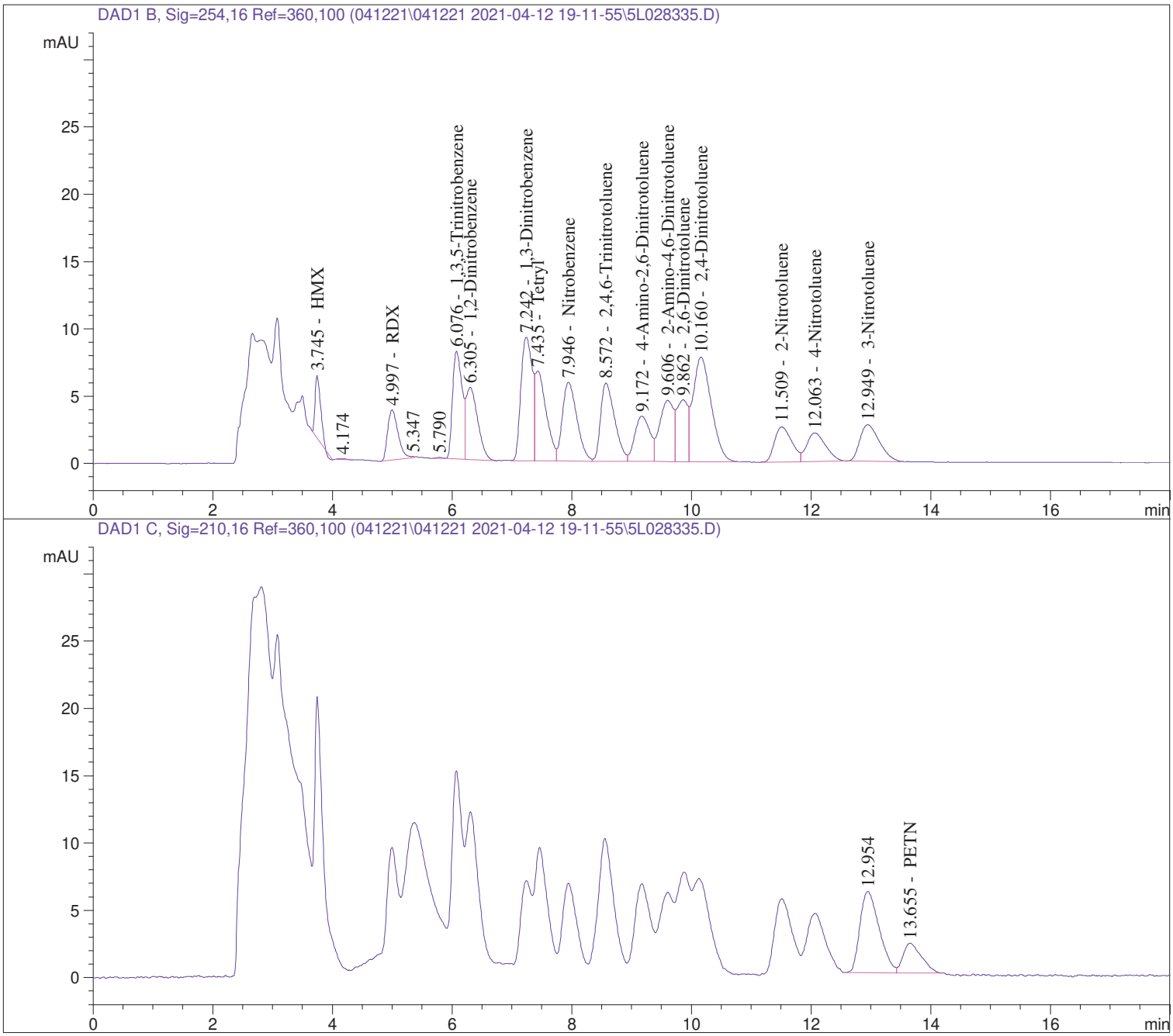

Data File C:\CHEM32\1\DATA\041221\041221 2021-04-12 19-11-55\5L028335.D
Sample Name: B1D0537-BSD1

==========

Acq. Operator : JWR
Seq. Line : 5
Acq. Instrument : HPLC5
Location : Vial 5
Injection Date : 4/12/2021 9:07:38 PM
Inj : 1
Inj Volume : 100 µl
Acq. Method : C:\Chem32\1\DATA\041221\041221 2021-04-12 19-11-55\8330PLUS-PETN.M
Last changed : 4/12/2021 7:11:51 PM by JWR
Analysis Method : C:\CHEM32\1\METHODS\8330PLUS-PETNDA.M
Last changed : 4/13/2021 8:25:01 AM by ECL
Method Info : OVD-SOP#HPLC02: 8330PLUS-PETN Calibration 03/31/2021

Sample Info : 1

==========

==========

External Standard Report

==========

Sorted By : Signal
Calib. Data Modified : 4/12/2021 8:36:52 AM
Multiplier : 1.0000
Dilution : 1.0000
Use Multiplier & Dilution Factor with ISTDs

Signal 1: DAD1 B, Sig=254,16 Ref=360,100

RetTime [min]	Type	Area [mAU*s]	Amt/Area	Amount [ug/L]	Grp	Name
3.745	BV	28.68538	6.14674	176.32152		HMX
4.997	BV	44.87467	5.27338	236.64136		RDX
6.076	BV	88.72325	2.62182	232.61613		1,3,5-Trinitrobenzene
6.305	VV	73.55094	3.56129	261.93602		1,2-Dinitrobenzene
7.242	VV	122.34077	1.81321	221.82900		1,3-Dinitrobenzene
7.435	VV	86.49873	2.98305	258.03007		Tetryl
7.946	VV	99.03466	2.64342	261.78988		Nitrobenzene
8.572	VV	94.68538	2.52799	239.36378		2,4,6-Trinitrotoluene
9.172	VV	59.98253	4.41374	264.74753		4-Amino-2,6-Dinitrotoluene
9.606	VV	74.68549	3.00410	224.36242		2-Amino-4,6-Dinitrotoluene
9.862	VV	60.02398	3.84420	230.74406		2,6-Dinitrotoluene
10.160	VV	165.22302	1.82460	301.46639		2,4-Dinitrotoluene
11.509	VV	52.73477	4.51862	238.28860		2-Nitrotoluene
12.063	VV	46.98843	5.36723	252.19788		4-Nitrotoluene
12.949	VV	61.86210	4.00515	247.76670		3-Nitrotoluene

Totals : 3648.10134

Data File C:\CHEM32\1\DATA\041221\041221 2021-04-12 19-11-55\5L028335.D
Sample Name: B1D0537-BSD1

==========

Acq. Operator : JWR
Seq. Line : 5
Acq. Instrument : HPLC5
Location : Vial 5
Injection Date : 4/12/2021 9:07:38 PM
Inj : 1
Inj Volume : 100 µl
Acq. Method : C:\Chem32\1\DATA\041221\041221 2021-04-12 19-11-55\8330PLUS-PETN.M
Last changed : 4/12/2021 7:11:51 PM by JWR
Analysis Method : C:\CHEM32\1\METHODS\8330PLUS-PETNDA.M
Last changed : 4/13/2021 8:25:01 AM by ECL
Method Info : OVD-SOP#HPLC02: 8330PLUS-PETN Calibration 03/31/2021

Sample Info : 1

==========

Signal 2: DAD1 C, Sig=210,16 Ref=360,100

RetTime [min]	Type	Area [mAU*s]	Amt/Area	Amount [ug/L]	Grp	Name
13.655	VV	47.38676	3.82127	181.07756		PETN

Totals : 181.07756

==========

*** End of Report ***

Data File C:\CHEM32\1\DATA\041221\041221 2021-04-12 19-11-55\5L028336.D
Sample Name: B1D0537-SRM1

==========

Acq. Operator : JWR
Seq. Line : 6
Acq. Instrument : HPLC5
Location : Vial 6
Injection Date : 4/12/2021 9:35:45 PM
Inj : 1
Inj Volume : 100 µl
Acq. Method : C:\Chem32\1\DATA\041221\041221 2021-04-12 19-11-55\8330PLUS-PETN.M
Last changed : 4/12/2021 7:11:51 PM by JWR
Analysis Method : C:\CHEM32\1\METHODS\8330PLUS-PETNDA.M
Last changed : 4/13/2021 8:25:01 AM by ECL
Method Info : OVD-SOP#HPLC02: 8330PLUS-PETN Calibration 03/31/2021

Sample Info : 1

==========

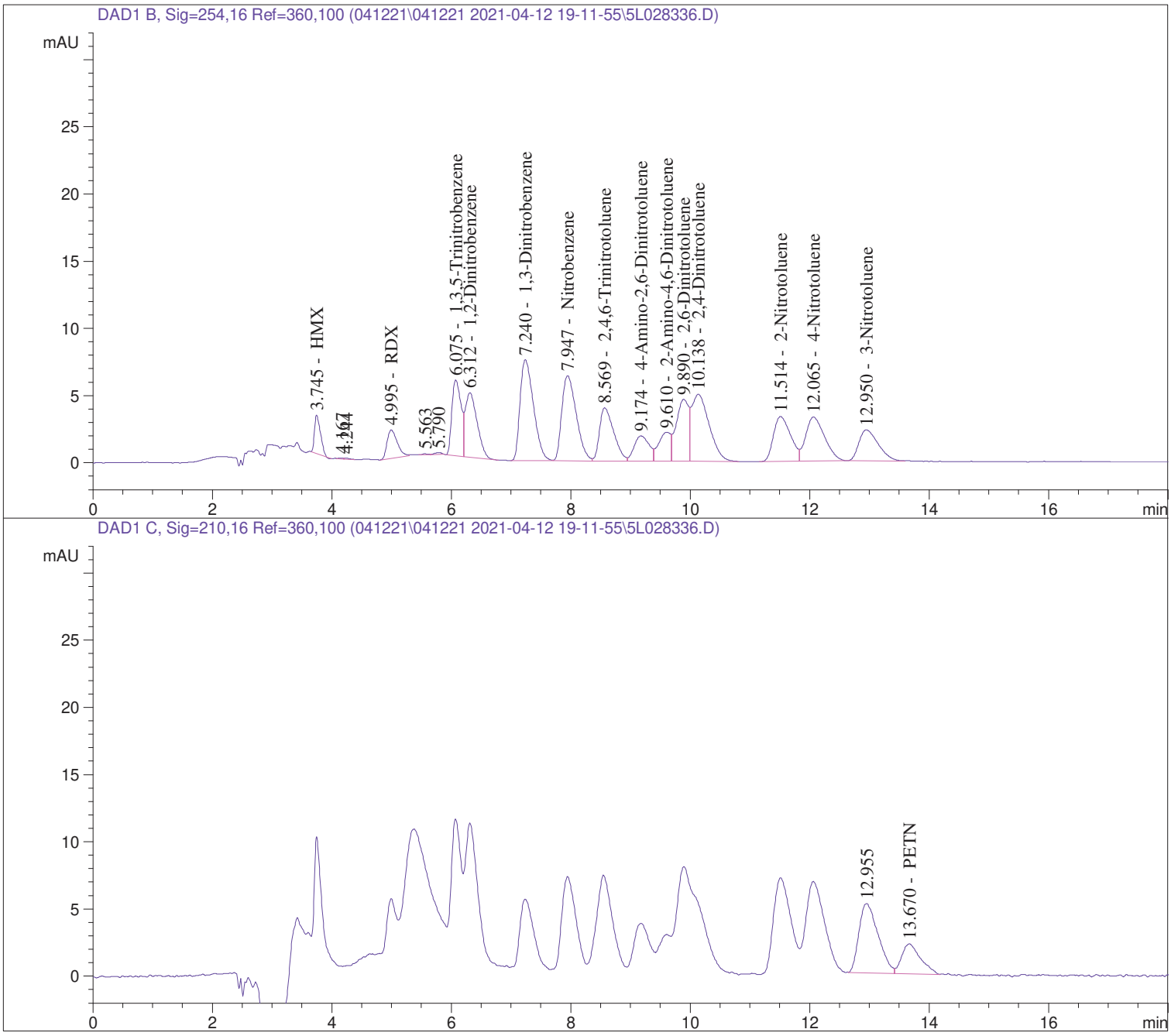

Data File C:\CHEM32\1\DATA\041221\041221 2021-04-12 19-11-55\5L028336.D
Sample Name: B1D0537-SRM1

==========

Acq. Operator : JWR
Seq. Line : 6
Acq. Instrument : HPLC5
Location : Vial 6
Injection Date : 4/12/2021 9:35:45 PM
Inj : 1
Inj Volume : 100 µl
Acq. Method : C:\Chem32\1\DATA\041221\041221 2021-04-12 19-11-55\8330PLUS-PETN.M
Last changed : 4/12/2021 7:11:51 PM by JWR
Analysis Method : C:\CHEM32\1\METHODS\8330PLUS-PETNDA.M
Last changed : 4/13/2021 8:25:01 AM by ECL
Method Info : OVD-SOP#HPLC02: 8330PLUS-PETN Calibration 03/31/2021

Sample Info : 1

==========

==========

External Standard Report

==========

Sorted By : Signal
Calib. Data Modified : 4/12/2021 8:36:52 AM
Multiplier : 1.0000
Dilution : 1.0000
Use Multiplier & Dilution Factor with ISTDs

Signal 1: DAD1 B, Sig=254,16 Ref=360,100

RetTime [min]	Type	Area [mAU*s]	Amt/Area	Amount [ug/L]	Grp	Name
3.745	BV	19.79597	6.10534	120.86120		HMX
4.995	BV	24.92004	5.39711	134.49609		RDX
6.075	BV	60.37608	2.62212	158.31320		1,3,5-Trinitrobenzene
6.312	VBA	66.53928	3.56204	237.01551		1,2-Dinitrobenzene
7.240	VV	117.76118	1.81315	213.51851		1,3-Dinitrobenzene
7.516		-	-	-		Tetryl
7.947	VV	106.75198	2.64394	282.24535		Nitrobenzene
8.569	VV	65.33439	2.51965	164.61967		2,4,6-Trinitrotoluene
9.174	VV	33.04580	4.42678	146.28633		4-Amino-2,6-Dinitrotoluene
9.610	VV	30.51523	3.01303	91.94326		2-Amino-4,6-Dinitrotoluene
9.890	VV	67.35239	3.84547	259.00170		2,6-Dinitrotoluene
10.138	VV	101.52518	1.82391	185.17308		2,4-Dinitrotoluene
11.514	VV	66.75574	4.52083	301.79120		2-Nitrotoluene
12.065	VV	72.12376	5.36456	386.91228		4-Nitrotoluene
12.950	VV	51.95190	4.00552	208.09462		3-Nitrotoluene

Totals : 2890.27201

Data File C:\CHEM32\1\DATA\041221\041221 2021-04-12 19-11-55\5L028336.D
Sample Name: B1D0537-SRM1

==========

Acq. Operator : JWR Seq. Line : 6
Acq. Instrument : HPLC5 Location : Vial 6
Injection Date : 4/12/2021 9:35:45 PM Inj : 1
Inj Volume : 100 µl
Acq. Method : C:\Chem32\1\DATA\041221\041221 2021-04-12 19-11-55\8330PLUS-PETN.M
Last changed : 4/12/2021 7:11:51 PM by JWR
Analysis Method : C:\CHEM32\1\METHODS\8330PLUS-PETNDA.M
Last changed : 4/13/2021 8:25:01 AM by ECL
Method Info : OVD-SOP#HPLC02: 8330PLUS-PETN Calibration 03/31/2021

Sample Info : 1

==========

Signal 2: DAD1 C, Sig=210,16 Ref=360,100

RetTime [min]	Type	Area [mAU*s]	Amt/Area	Amount [ug/L]	Grp	Name
13.670	VV	48.80746	3.82336	186.60861		PETN

Totals : 186.60861

1 Warnings or Errors :

Warning : Calibrated compound(s) not found

==========

*** End of Report ***

MICROBAC®

Section D:
HPLC Organics
EPA 8330B
Calibration Raw Data

Microbac Laboratories, Inc.
158 Starlite Drive | Marietta, OH 45750 | 800.373.4071 | www.microbac.com

Calibration Table

General Calibration Setting

Calib. Data Modified : 5/26/2020 11:34:42 AM
Signals calculated separately : No

Rel. Reference Window : 0.000 %
Abs. Reference Window : 0.400 min
Rel. Non-ref. Window : 0.000 %
Abs. Non-ref. Window : 0.500 min
Uncalibrated Peaks : not reported
Partial Calibration : Yes, identified peaks are recalibrated
Correct All Ret. Times: Yes, even for non-identified peaks

Curve Type : Linear
Origin : Ignored
Weight : Linear (Resp)

Recalibration Settings:
Average Response : Average all calibrations
Average Retention Time: Floating Average New 75%

Calibration Report Options :
Printout of recalibrations within a sequence:
Calibration Table after Recalibration
Normal Report after Recalibration
If the sequence is done with bracketing:
Results of first cycle (ending previous bracket)

Signal Details

Signal 1: DAD1 B, Sig=254,16 Ref=360,100

Overview Table

RT	Sig	Lvl	Amount [ug/L]	Area	Rsp.Factor	Ref	ISTD	#	Compound
8.290	1	1	25.00000	4.55983	5.48266	No	No		HMX
		2	50.00000	8.59014	5.82063				
		3	100.00000	17.72811	5.64076				
		4	500.00000	86.33477	5.79141				
		5	1000.00000	171.94545	5.81580				

RT	Sig	Lvl	Amount [ug/L]	Area	Rsp.Factor	Ref	ISTD	#	Compound
		6	2500.00000	428.47488	5.83465				
12.033	1	1	25.00000	5.49822	4.54693	No	No		RDX
		2	50.00000	10.11922	4.94109				
		3	100.00000	20.49952	4.87816				
		4	500.00000	100.80367	4.96014				
		5	1000.00000	201.20566	4.97004				
		6	2500.00000	500.68655	4.99314				
12.642	1	1	25.00000	10.80838	2.31302	No	No		1,3,5-Trinitrobenzene
		2	50.00000	20.98523	2.38263				
		3	100.00000	43.20411	2.31459				
		4	500.00000	213.02892	2.34710				
		5	1000.00000	426.40009	2.34522				
		6	2500.00000	1065.04968	2.34731				
14.391	1	1	25.00000	7.02865	3.55687	No	No		1,2-Dinitrobenzene
		2	50.00000	13.74939	3.63653				
		3	100.00000	27.84894	3.59080				
		4	500.00000	137.98888	3.62348				
		5	1000.00000	276.46405	3.61711				
		6	2500.00000	689.60968	3.62524				
15.317	1	1	25.00000	15.34164	1.62955	No	No		1,3-Dinitrobenzene
		2	50.00000	30.39178	1.64518				
		3	100.00000	61.82535	1.61746				
		4	500.00000	305.89868	1.63453				
		5	1000.00000	614.81000	1.62652				
		6	2500.00000	1533.50391	1.63025				
16.306	1	1	25.00000	9.81375	2.54745	No	No		Nitrobenzene
		2	50.00000	19.53568	2.55942				
		3	100.00000	39.36367	2.54041				
		4	500.00000	195.86331	2.55280				
		5	1000.00000	397.86096	2.51344				
		6	2500.00000	991.68536	2.52096				
20.113	1	1	25.00000	10.69083	2.33845	No	No		2,4,6-Trinitrotoluene
		2	50.00000	21.06376	2.37374				
		3	100.00000	42.36985	2.36017				
		4	500.00000	208.30046	2.40038				
		5	1000.00000	417.60361	2.39462				
		6	2500.00000	1041.68408	2.39996				
20.876	1	1	25.00000	7.73860	3.23056	No	No		Tetryl
		2	50.00000	15.04712	3.32289				
		3	100.00000	31.10726	3.21468				
		4	500.00000	155.97896	3.20556				
		5	1000.00000	316.37909	3.16077				
		6	2500.00000	791.81873	3.15729				
22.714	1	1	25.00000	6.48418	3.85554	No	No		2,6-Dinitrotoluene
		2	50.00000	13.85075	3.60991				
		3	100.00000	26.55997	3.76507				
		4	500.00000	132.72685	3.76714				
		5	1000.00000	265.60324	3.76501				
		6	2500.00000	662.83899	3.77166				
24.095	1	1	25.00000	13.84932	1.80514	No	No		2,4-Dinitrotoluene
		2	50.00000	27.61954	1.81031				
		3	100.00000	54.96014	1.81950				
		4	500.00000	272.27872	1.83635				
		5	1000.00000	546.07117	1.83126				
		6	2500.00000	1362.37354	1.83503				
25.695	1	1	25.00000	5.64298	4.43028	No	No		2-Nitrotoluene
		2	50.00000	11.07605	4.51424				

RT	Sig	Lvl	Amount [ug/L]	Area	Rsp.Factor	Ref	ISTD #	Compound
		3	100.00000	22.15261	4.51414			
		4	500.00000	109.20608	4.57850			
		5	1000.00000	219.98378	4.54579			
		6	2500.00000	548.12421	4.56101			
27.991	1	1	25.00000	4.57269	5.46725	No	No	4-Nitrotoluene
		2	50.00000	9.05276	5.52318			
		3	100.00000	18.84663	5.30599			
		4	500.00000	92.13303	5.42694			
		5	1000.00000	184.40814	5.42275			
		6	2500.00000	461.72644	5.41446			
29.965	1	1	25.00000	6.45928	3.87040	No	No	3-Nitrotoluene
		2	50.00000	12.39429	4.03411			
		3	100.00000	25.40337	3.93649			
		4	500.00000	125.13012	3.99584			
		5	1000.00000	251.68024	3.97330			
		6	2500.00000	624.86481	4.00087			
30.801	1	1	25.00000	5.76194	4.33881	No	No	4-Amino-2,6-Dinitrotoluene
		2	50.00000	11.93306	4.19004			
		3	100.00000	24.24184	4.12510			
		4	500.00000	118.99924	4.20171			
		5	1000.00000	238.25264	4.19723			
		6	2500.00000	594.41583	4.20581			
33.445	1	1	25.00000	9.12299	2.74033	No	No	2-Amino-4,6-Dinitrotoluene
		2	50.00000	17.96931	2.78252			
		3	100.00000	36.81779	2.71608			
		4	500.00000	181.15440	2.76008			
		5	1000.00000	362.75046	2.75672			
		6	2500.00000	904.14398	2.76505			

Peak Sum Table

No Entries in table

Calibration Curve

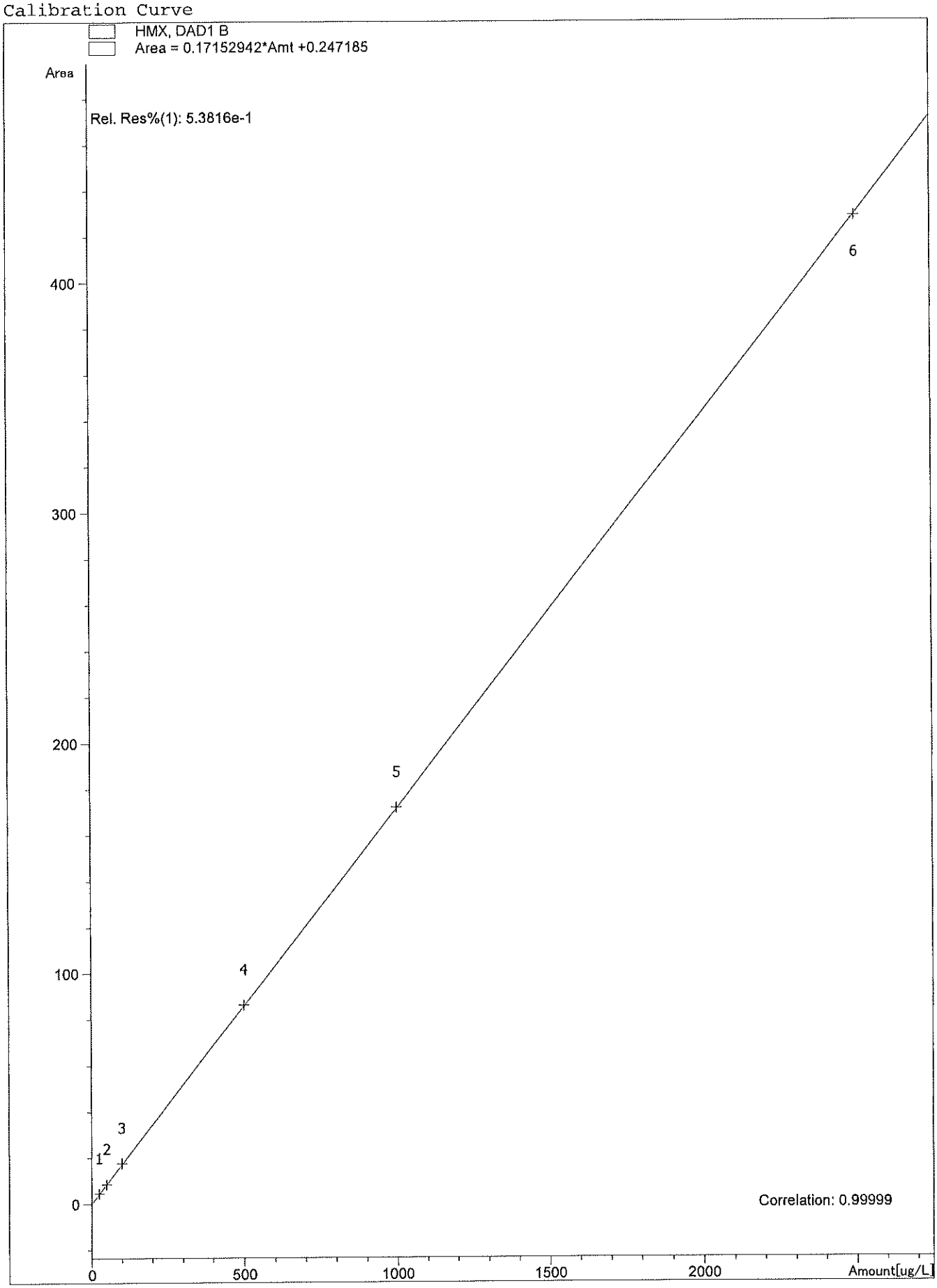

Print of window 66: Calibration Curve

Calibration Curve

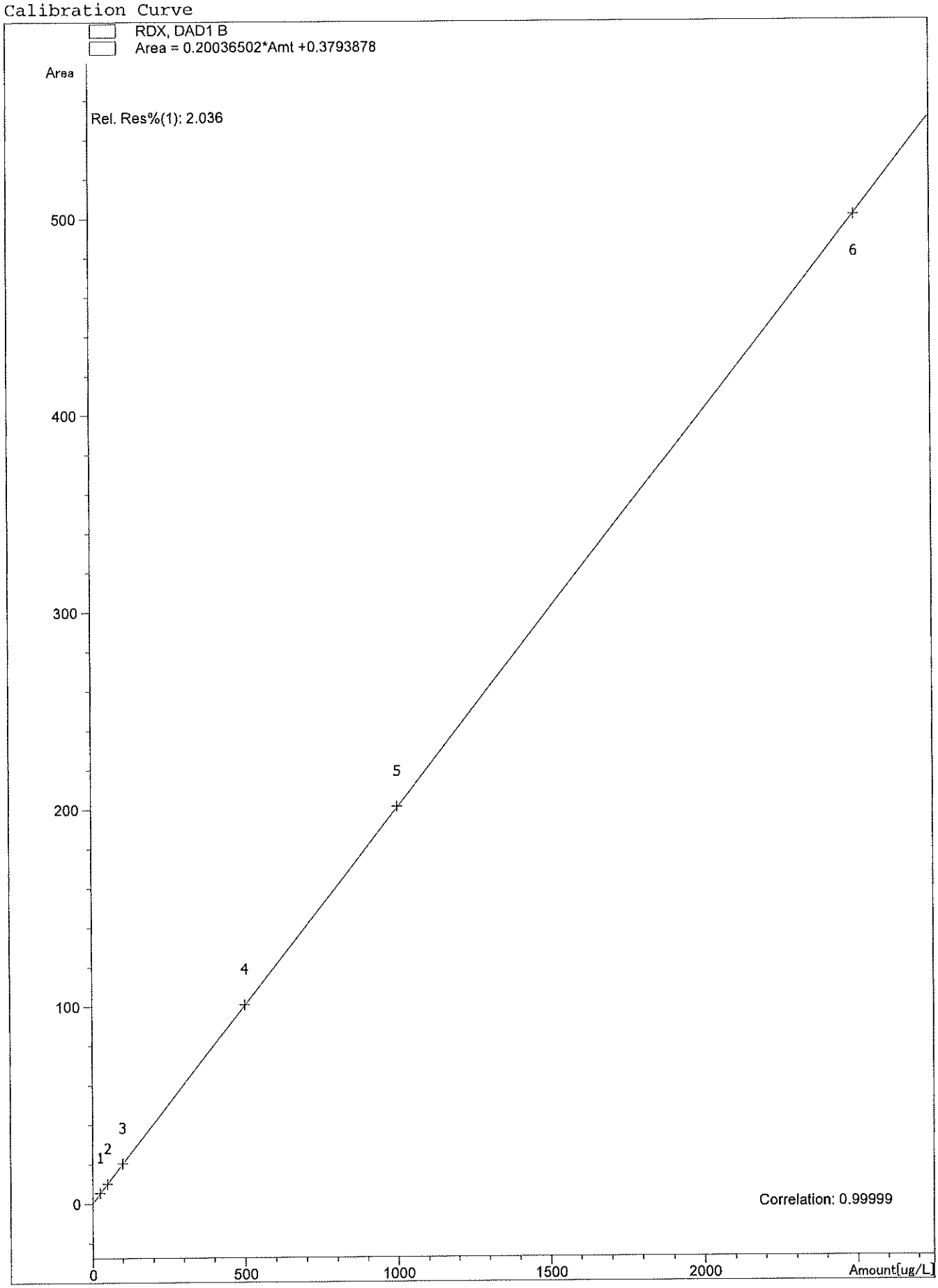

Print of window 66: Calibration Curve

Calibration Curve

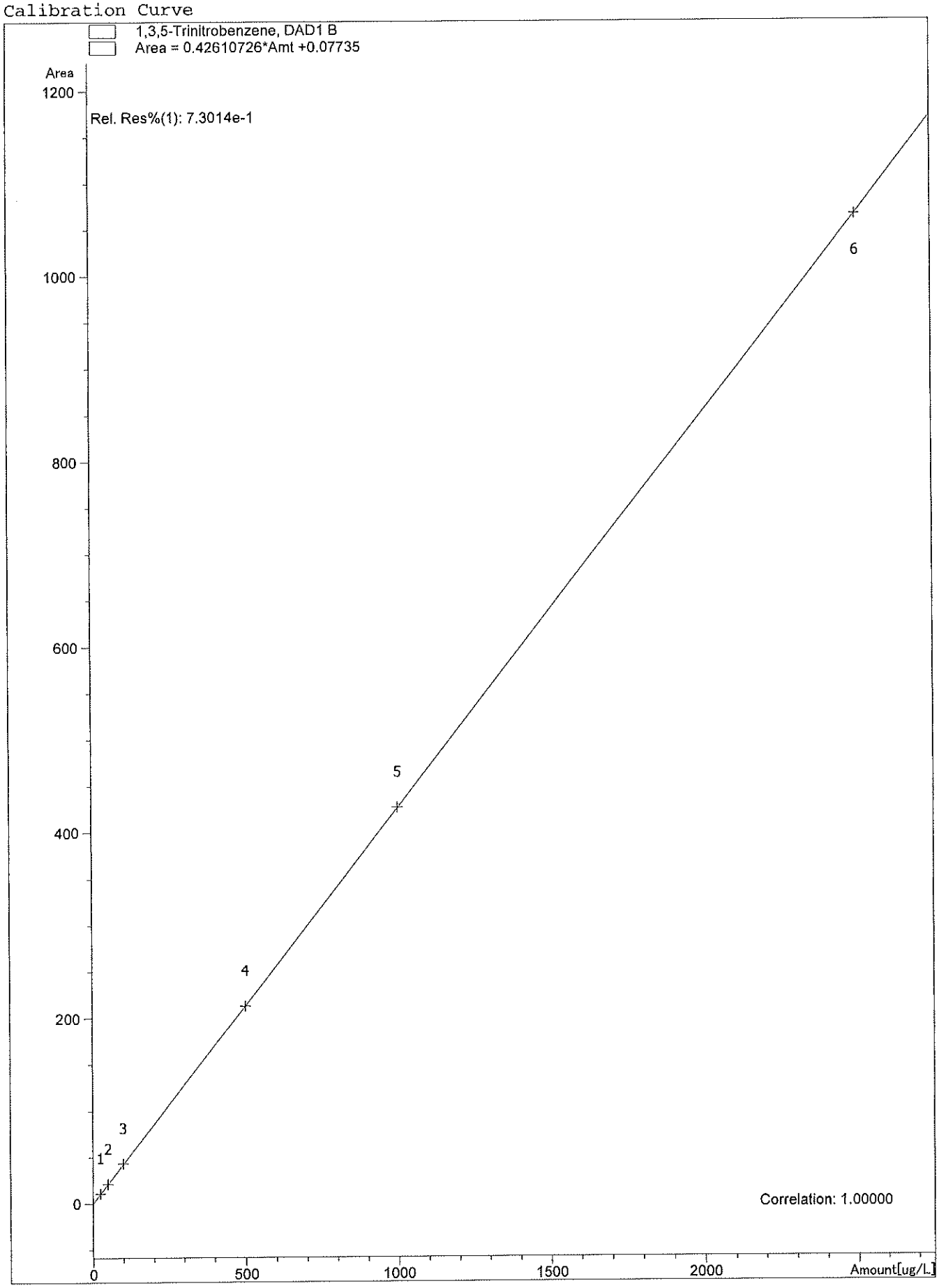

Calibration Curve

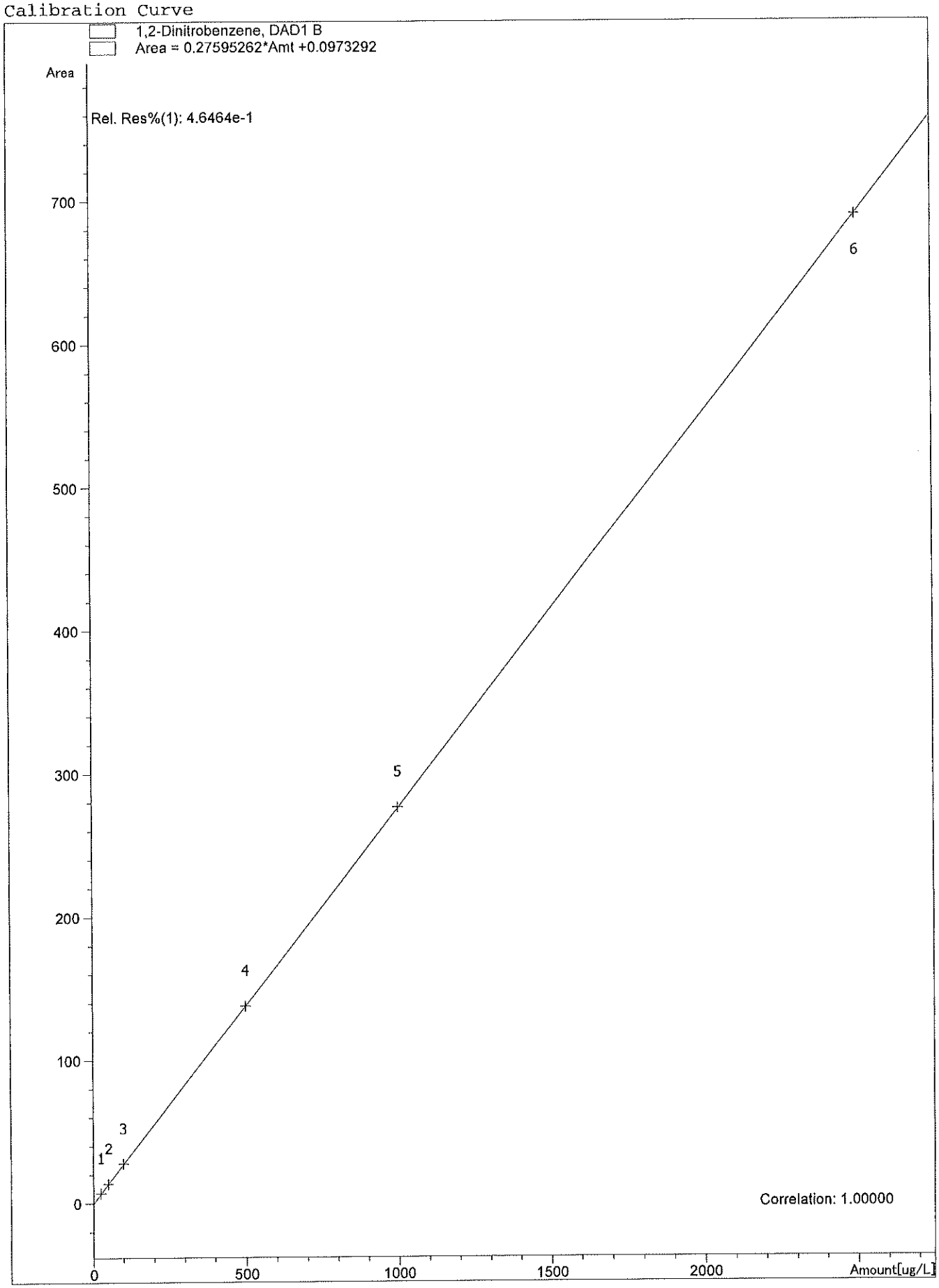

Print of window 66: Calibration Curve

Calibration Curve

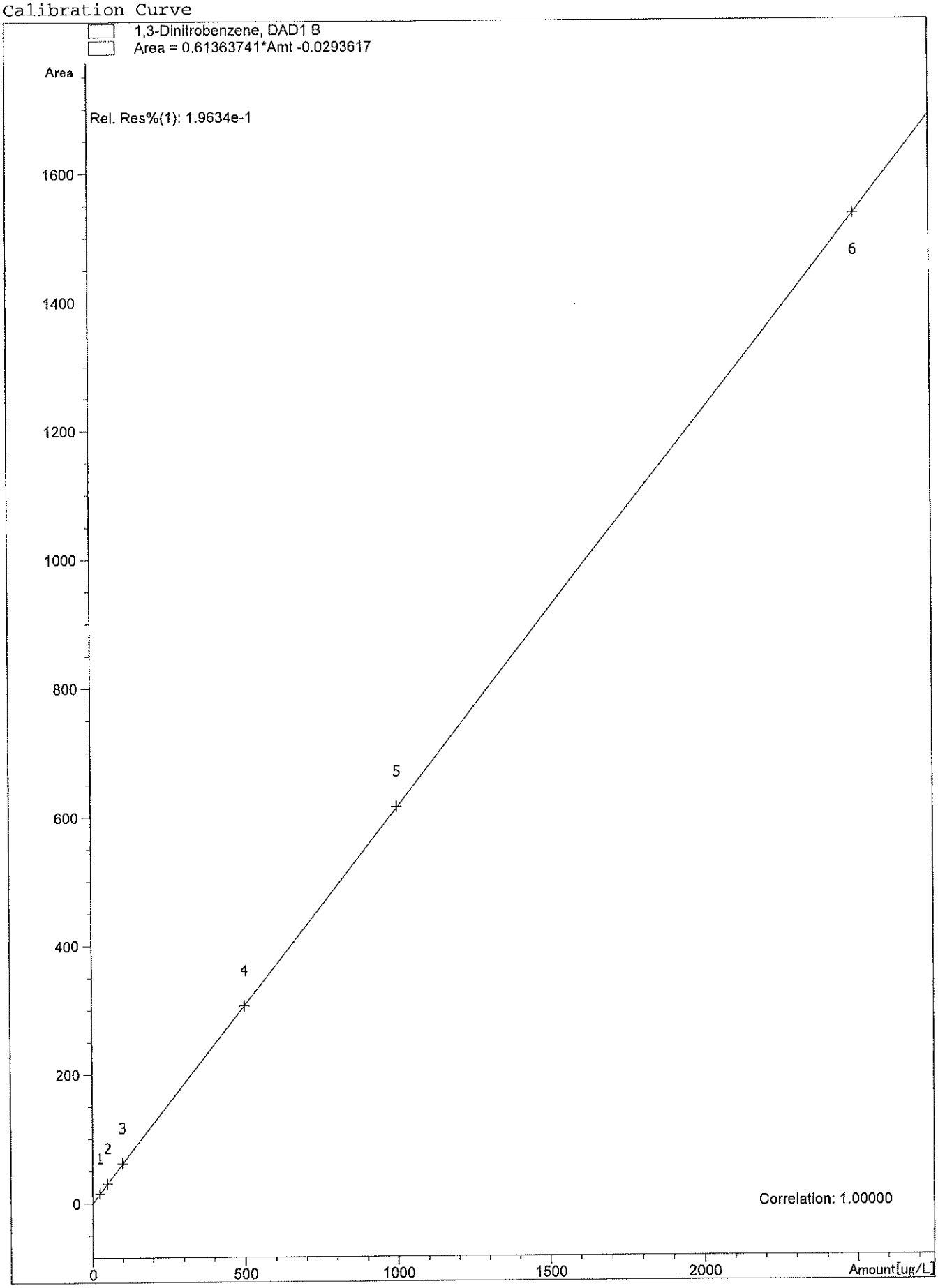

Print of window 66: Calibration Curve

Calibration Curve

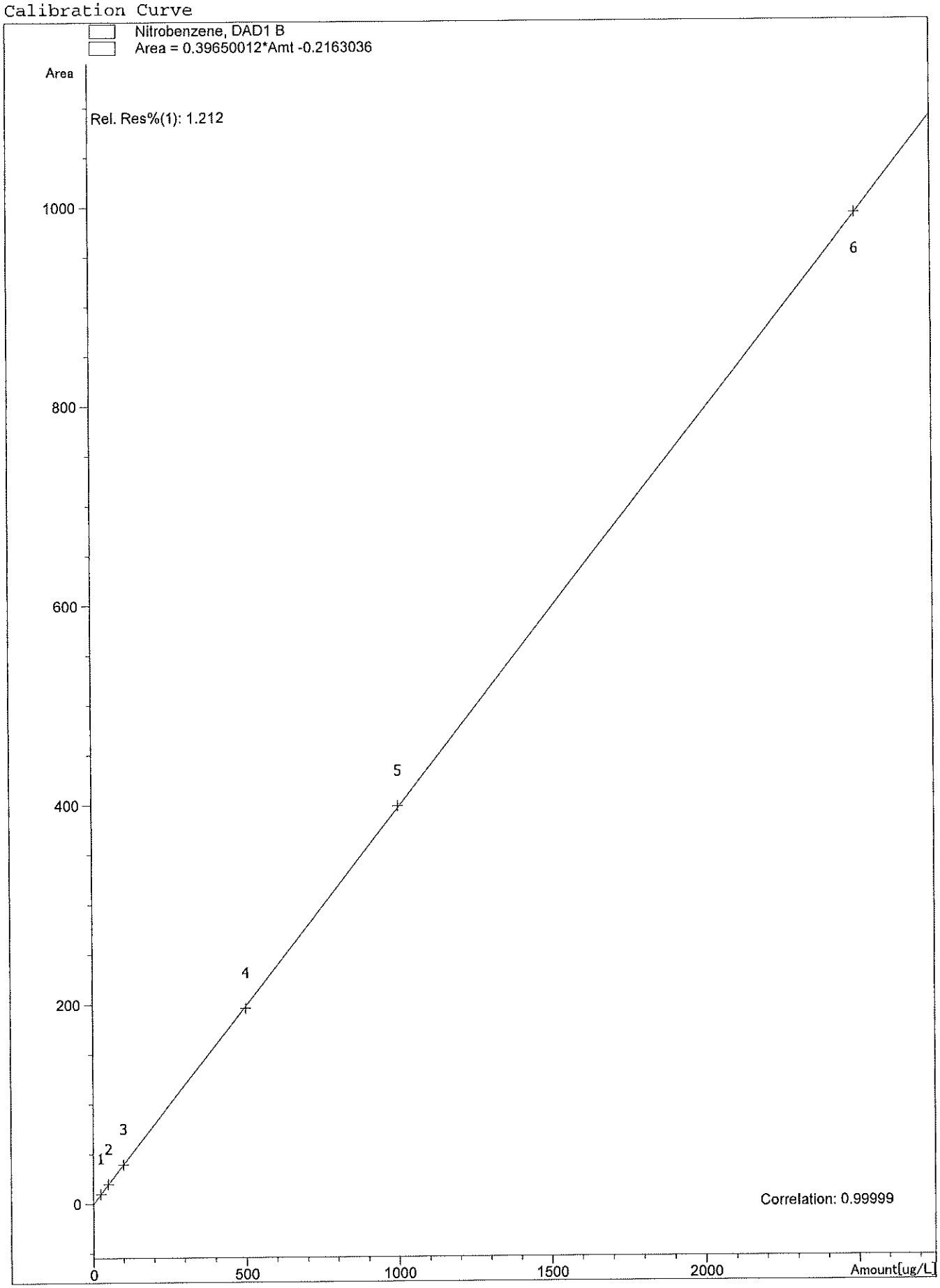

Print of window 66: Calibration Curve

Calibration Curve

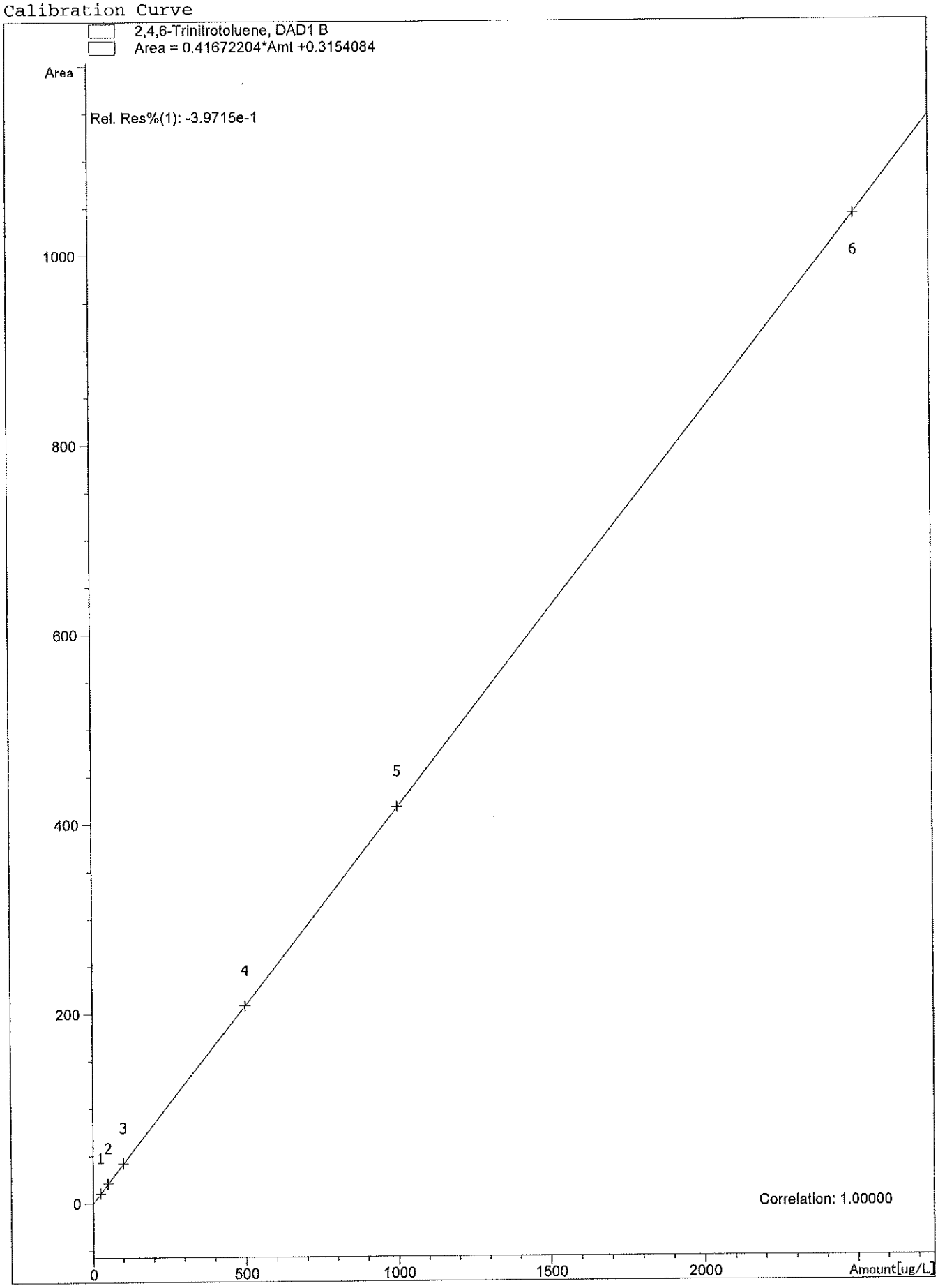

Print of window 66: Calibration Curve

Calibration Curve

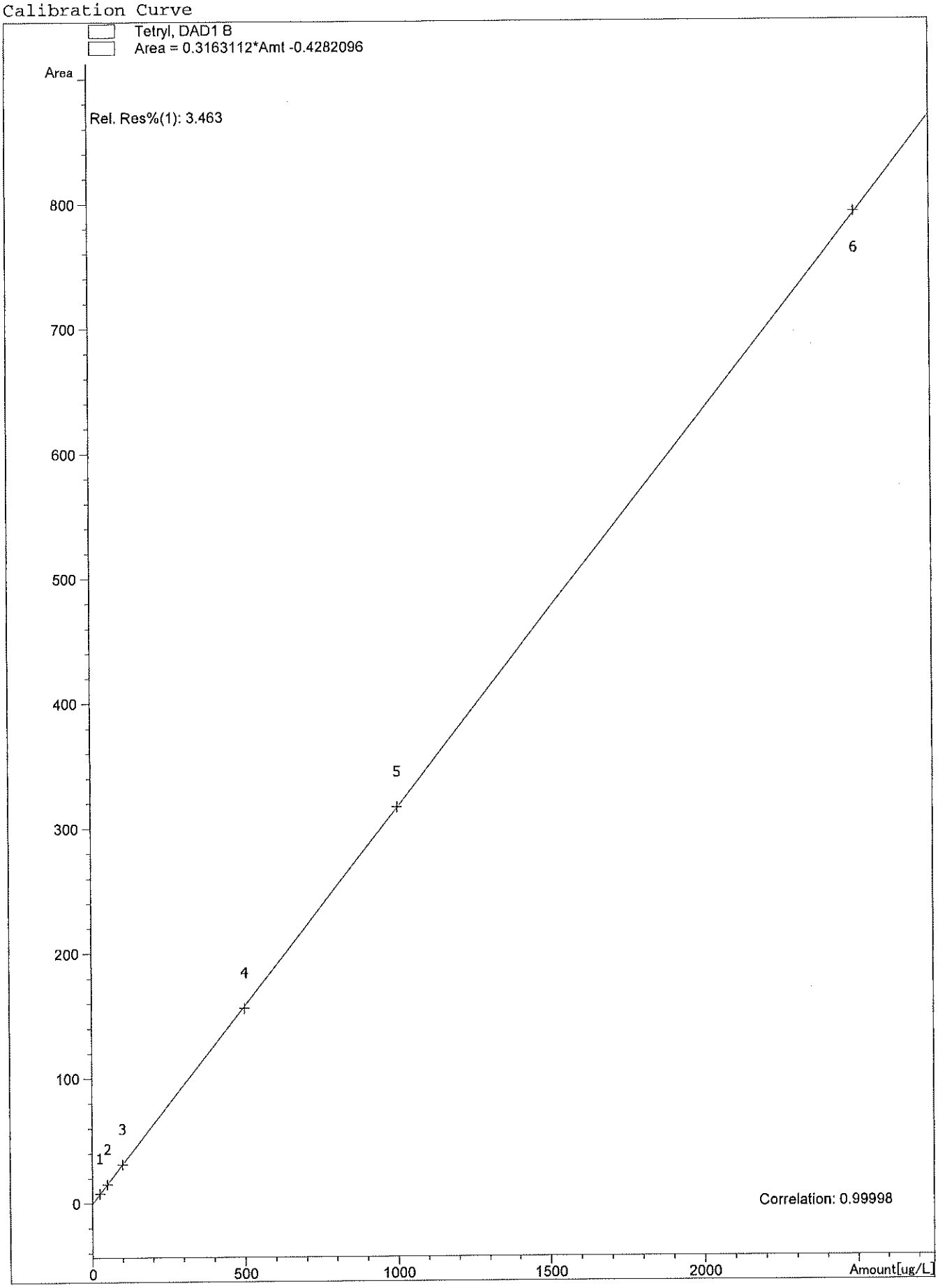

Calibration Curve

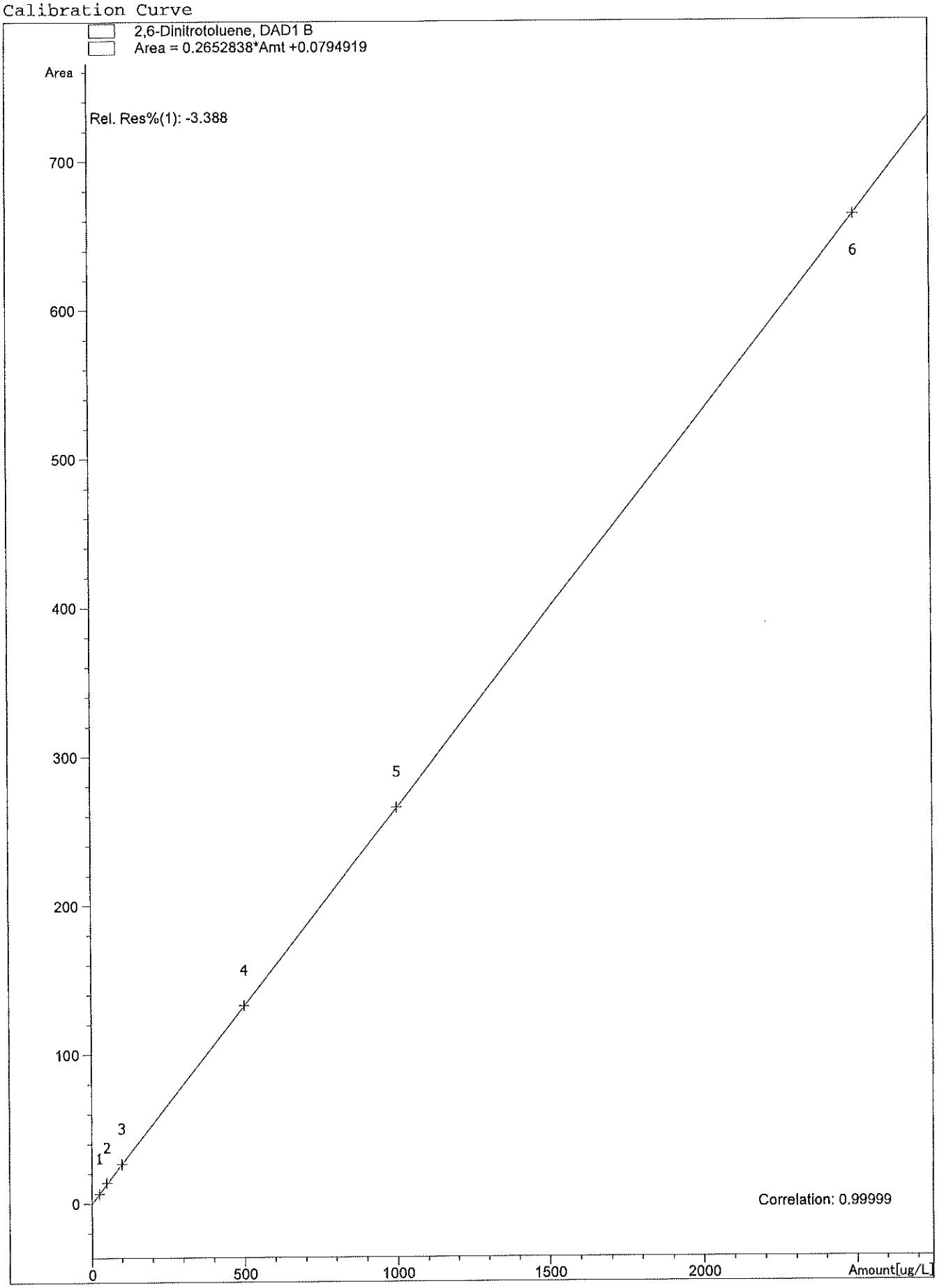

Calibration Curve

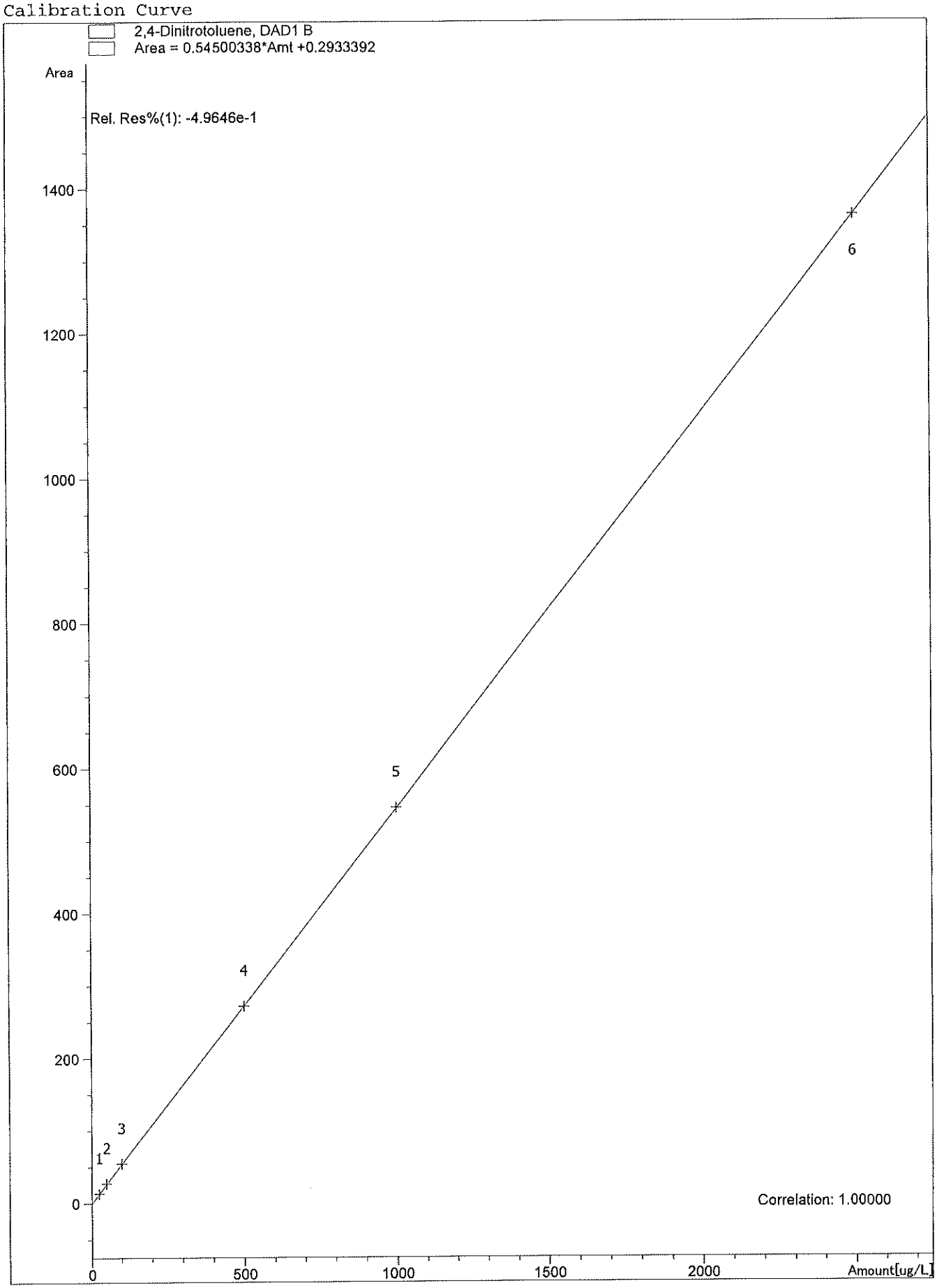

Calibration Curve

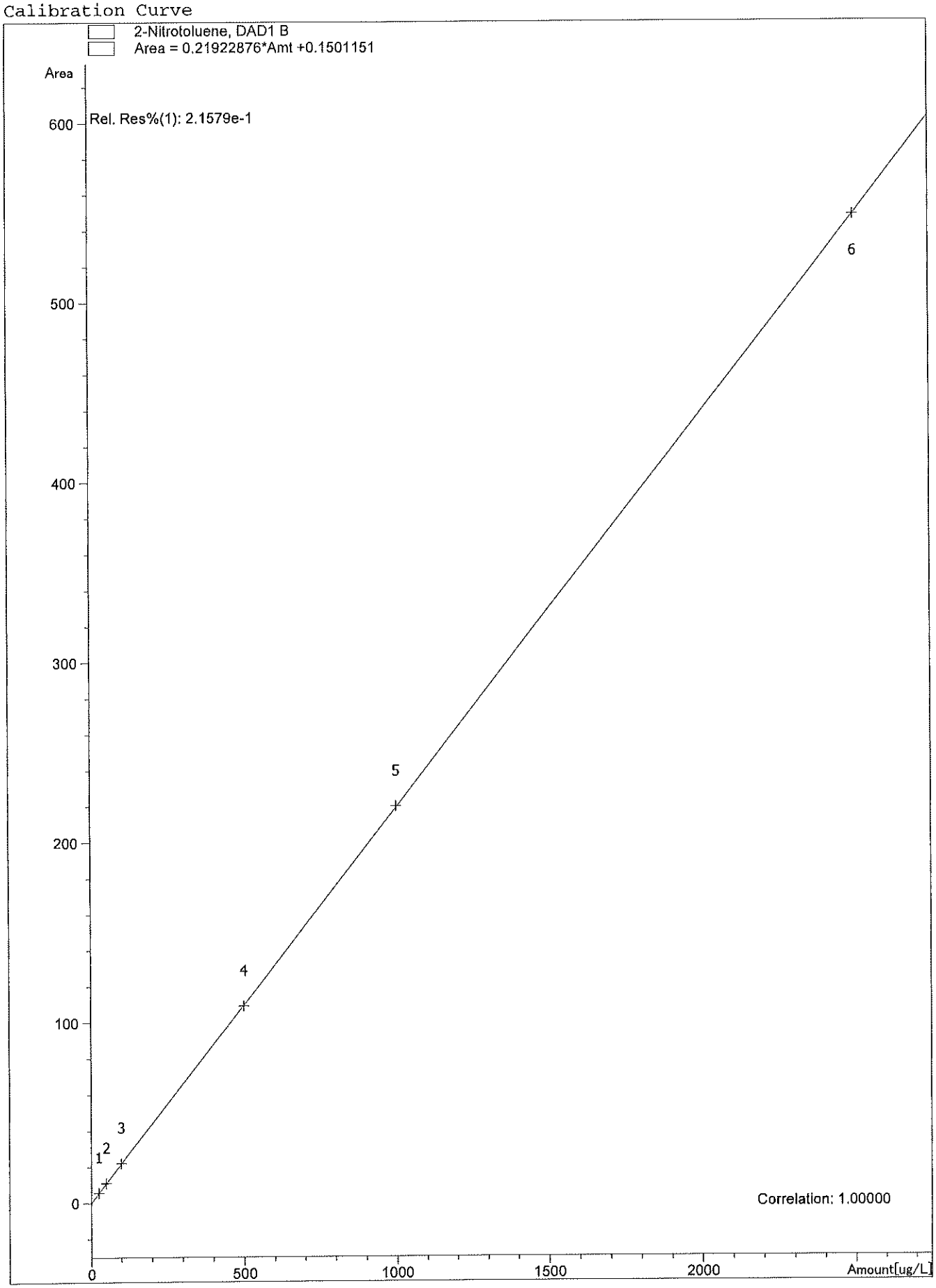

Calibration Curve

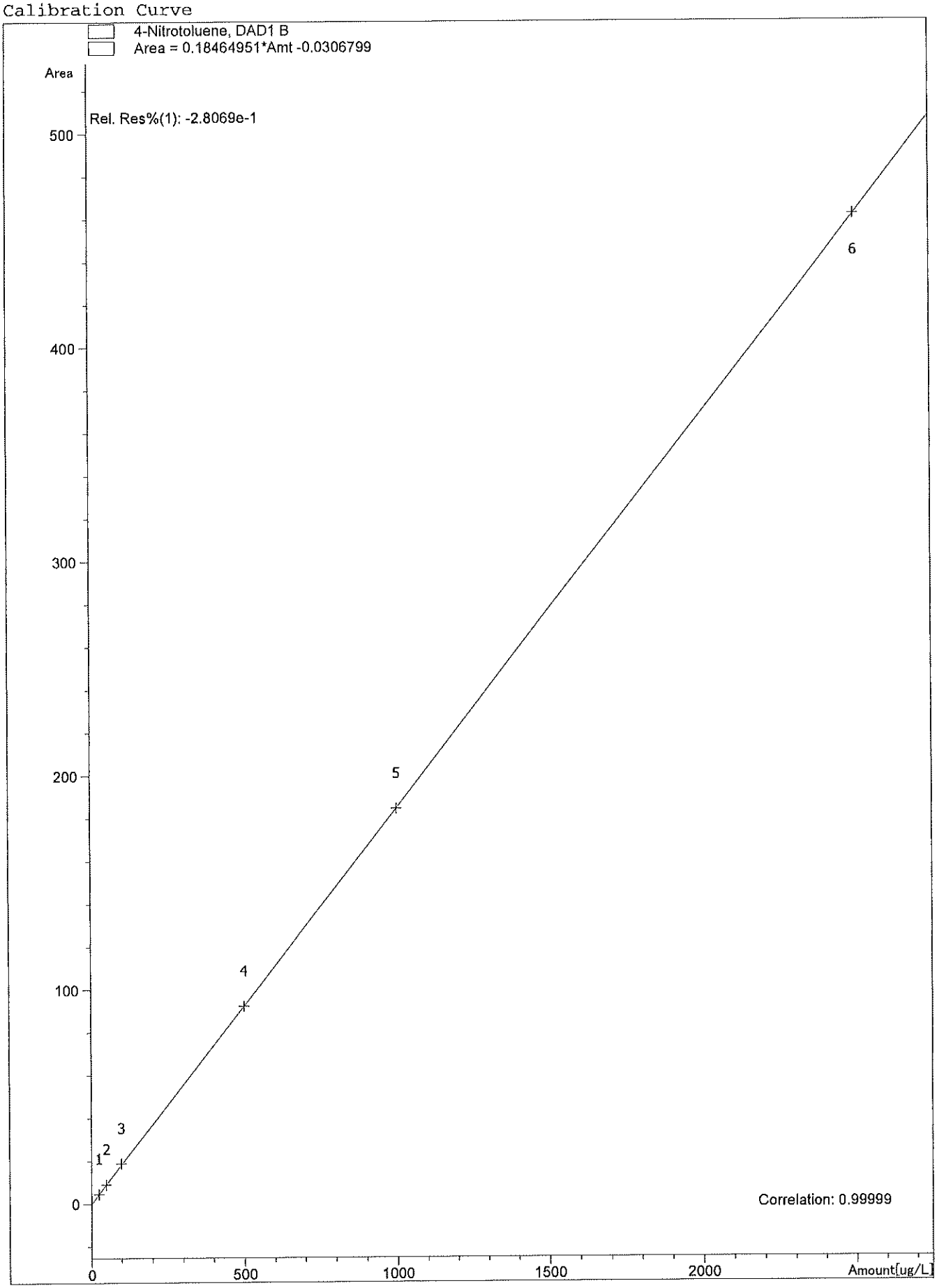

Calibration Curve

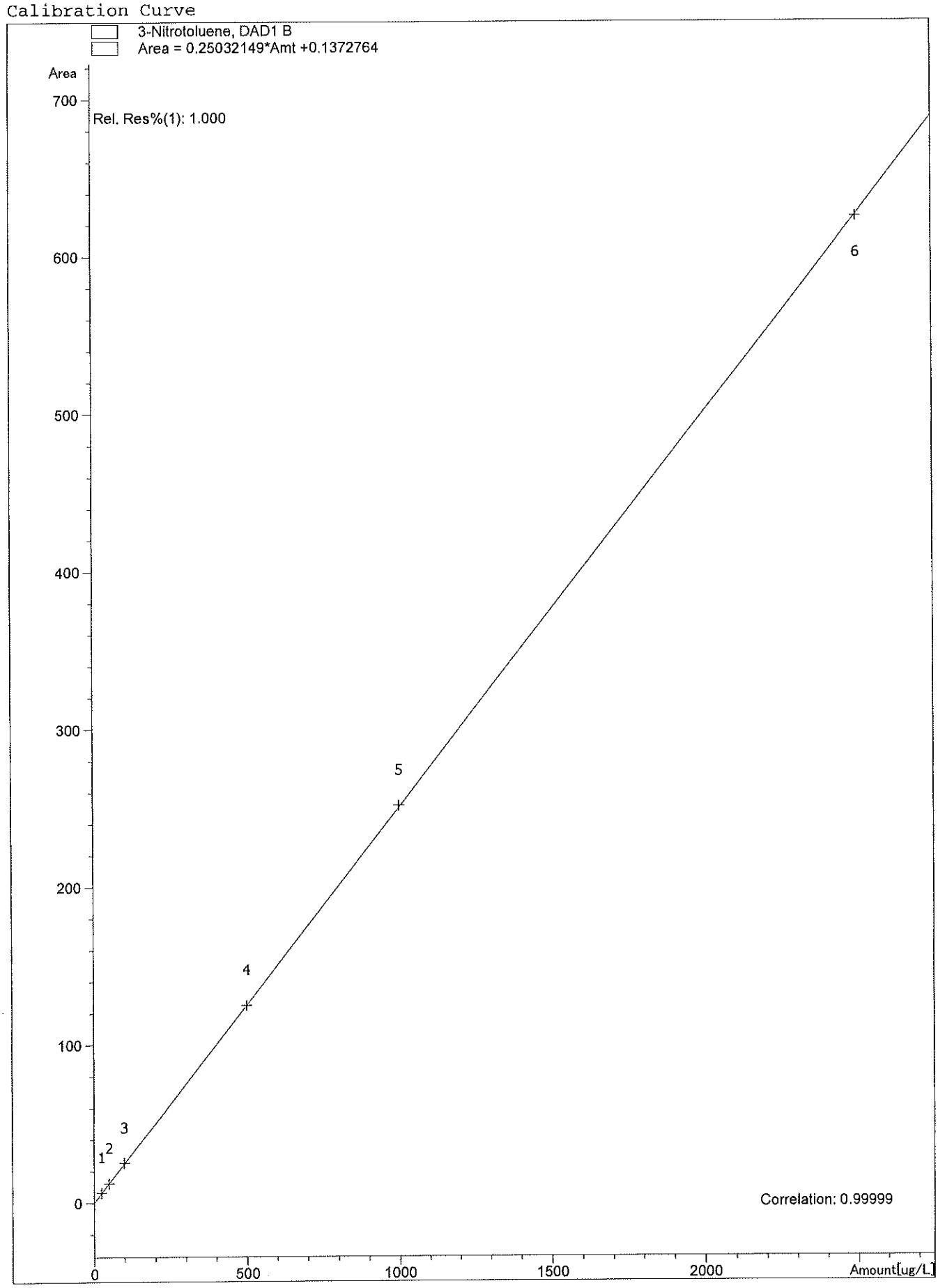

Calibration Curve

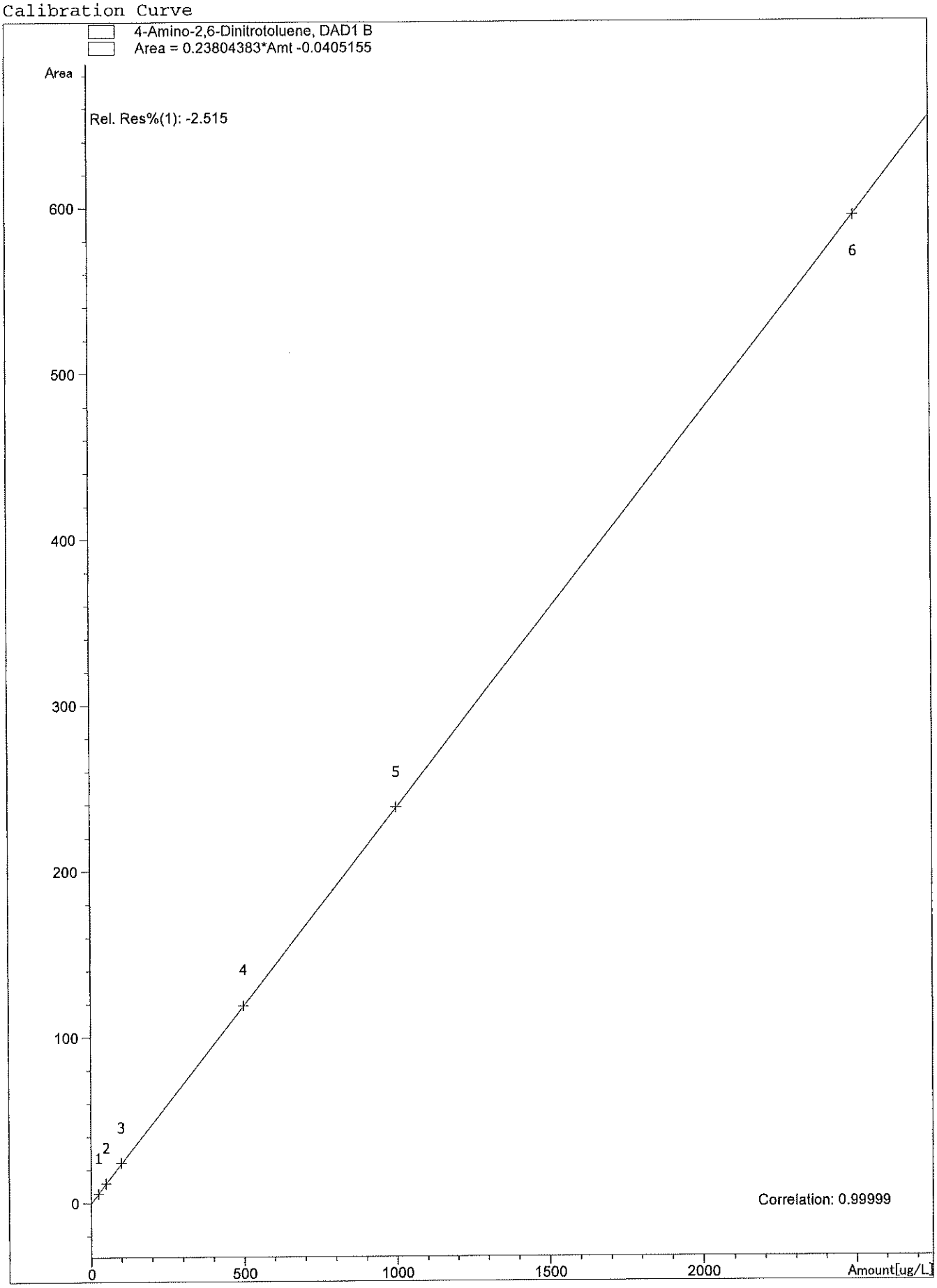

Calibration Curve

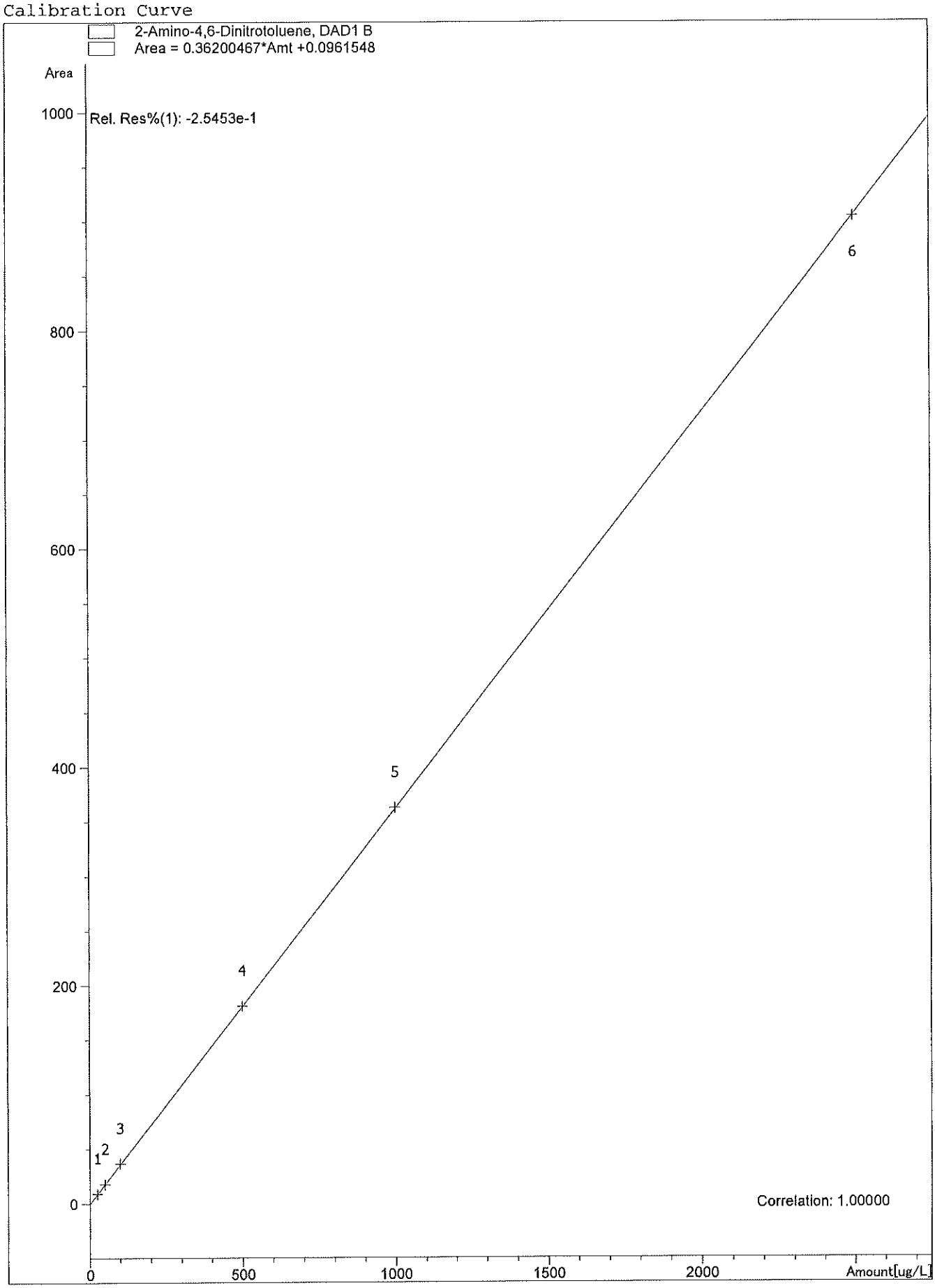

CAL-ID: 21B0020

==========

Calibration Table

==========

OVD-SOP#HPLC02: 8330PLUS-PETN Calibration 02/16/2021

Calib. Data Modified : Wednesday, February 17, 2021 11:52:04 AM

Calculate : External Standard
Based on : Peak Area

Rel. Reference Window : 0.000 %
Abs. Reference Window : 0.250 min
Rel. Non-ref. Window : 0.000 %
Abs. Non-ref. Window : 0.250 min
Use Multiplier & Dilution Factor with ISTDs
Uncalibrated Peaks : not reported
Partial Calibration : No recalibration if peaks missing

Curve Type : Linear
Origin : Ignored
Weight : Linear (Amnt)

Recalibration Settings:
Average Response : Average all calibrations
Average Retention Time: Floating Average New 75%

Calibration Report Options :
Printout of recalibrations within a sequence:
Calibration Table after Recalibration
Normal Report after Recalibration
If the sequence is done with bracketing:
Results of first cycle (ending previous bracket)

Signal 1: DAD1 B, Sig=254,16 Ref=360,100
Signal 2: DAD1 C, Sig=210,16 Ref=360,100

RetTime [min]	Sig	Lvl	Amount [ug/L]	Area	Amt/Area	Ref	Grp	Name
3.792	1	1	25.00000	4.51609	5.53576			HMX
		2	50.00000	8.18756	6.10682			
		3	100.00000	15.93051	6.27726			
		4	500.00000	79.50555	6.28887			
		5	1000.00000	161.04153	6.20958			
		6	2500.00000	400.04810	6.24925			
5.051	1	1	25.00000	3.53526	7.07161			RDX
		2	50.00000	7.83001	6.38569			
		3	100.00000	17.24738	5.79798			
		4	500.00000	96.88911	5.16054			
		5	1000.00000	195.03403	5.12731			
		6	2500.00000	487.12939	5.13211			
6.159	1	1	25.00000	9.39342	2.66144			1,3,5-Trinitrobenzene

RetTime [min]	Sig	Lvl	Amount [ug/L]	Area	Amt/Area	Ref	Grp	Name
		2	50.00000	18.98480	2.63369			
		3	100.00000	37.99035	2.63225			
		4	500.00000	189.20905	2.64258			
		5	1000.00000	379.84180	2.63267			
		6	2500.00000	941.38965	2.65565			
6.402	1	1	25.00000	6.90801	3.61899			1,2-Dinitrobenzene
		2	50.00000	13.85539	3.60870			
		3	100.00000	27.79845	3.59732			
		4	500.00000	138.80054	3.60229			
		5	1000.00000	279.58441	3.57674			
		6	2500.00000	692.22449	3.61155			
7.325	1	1	25.00000	14.25504	1.75377			1,3-Dinitrobenzene
		2	50.00000	28.10839	1.77883			
		3	100.00000	56.37719	1.77377			
		4	500.00000	281.18637	1.77818			
		5	1000.00000	565.18854	1.76932			
		6	2500.00000	1396.80042	1.78980			
7.630	1	1	25.00000	7.84861	3.18528			Tetryl
		2	50.00000	15.54241	3.21700			
		3	100.00000	31.56302	3.16826			
		4	500.00000	156.66066	3.19161			
		5	1000.00000	315.70645	3.16750			
		6	2500.00000	779.10834	3.20880			
8.014	1	1	25.00000	9.42899	2.65140			Nitrobenzene
		2	50.00000	19.01411	2.62963			
		3	100.00000	38.23725	2.61525			
		4	500.00000	190.24303	2.62822			
		5	1000.00000	381.54041	2.62095			
		6	2500.00000	944.93933	2.64567			
8.713	1	1	25.00000	9.92831	2.51805			2,4,6-Trinitrotoluene
		2	50.00000	19.82977	2.52146			
		3	100.00000	39.48695	2.53248			
		4	500.00000	196.03940	2.55051			
		5	1000.00000	394.18430	2.53688			
		6	2500.00000	971.21545	2.57409			
9.316	1	1	25.00000	5.84334	4.27837			4-Amino-2,6-Dinitrotoluene
		2	50.00000	11.42356	4.37692			
		3	100.00000	22.82393	4.38137			
		4	500.00000	112.90280	4.42859			
		5	1000.00000	228.58629	4.37472			
		6	2500.00000	565.30713	4.42237			
9.771	1	1	25.00000	8.24809	3.03101			2-Amino-4,6-Dinitrotoluene
		2	50.00000	16.12240	3.10128			
		3	100.00000	32.58117	3.06926			
		4	500.00000	161.09799	3.10370			
		5	1000.00000	327.33414	3.05498			
		6	2500.00000	812.19672	3.07807			
10.028	1	1	25.00000	6.78436	3.68495			2,6-Dinitrotoluene
		2	50.00000	13.37027	3.73964			
		3	100.00000	26.38984	3.78934			

RetTime [min]	Lvl Sig		Amount [ug/L]	Area	Amt/Area	Ref	Grp	Name
		4	500.00000	130.55708	3.82974			
		5	1000.00000	262.19235	3.81399			
		6	2500.00000	645.06622	3.87557			
10.317	1	1	25.00000	14.24895	1.75451			2,4-Dinitrotoluene
		2	50.00000	27.79248	1.79905			
		3	100.00000	55.42801	1.80414			
		4	500.00000	274.03061	1.82461			
		5	1000.00000	554.84265	1.80231			
		6	2500.00000	1373.85400	1.81970			
11.626	1	1	25.00000	5.48305	4.55951			2-Nitrotoluene
		2	50.00000	10.89285	4.59017			
		3	100.00000	22.33757	4.47676			
		4	500.00000	109.27006	4.57582			
		5	1000.00000	218.49843	4.57669			
		6	2500.00000	541.85254	4.61380			
12.205	1	1	25.00000	4.53225	5.51603			4-Nitrotoluene
		2	50.00000	8.99146	5.56083			
		3	100.00000	18.76105	5.33019			
		4	500.00000	92.35337	5.41399			
		5	1000.00000	183.68279	5.44417			
		6	2500.00000	455.22443	5.49180			
13.092	1	1	25.00000	6.22768	4.01433			3-Nitrotoluene
		2	50.00000	12.04269	4.15189			
		3	100.00000	24.74515	4.04120			
		4	500.00000	123.39902	4.05190			
		5	1000.00000	246.68472	4.05376			
		6	2500.00000	612.24445	4.08334			
13.972	2	1	25.00000	6.73878	3.70987			PETN
		2	50.00000	11.97558	4.17516			
		3	100.00000	23.42405	4.26912			
		4	500.00000	122.52049	4.08095			
		5	1000.00000	247.46407	4.04099			
		6	2500.00000	613.85156	4.07265			

1 Warnings or Errors :

Warning : Overlapping peak time windows at 6.159 min, signal 1

==========

Peak Sum Table

==========

No Entries in table

==========

Calibration Curve

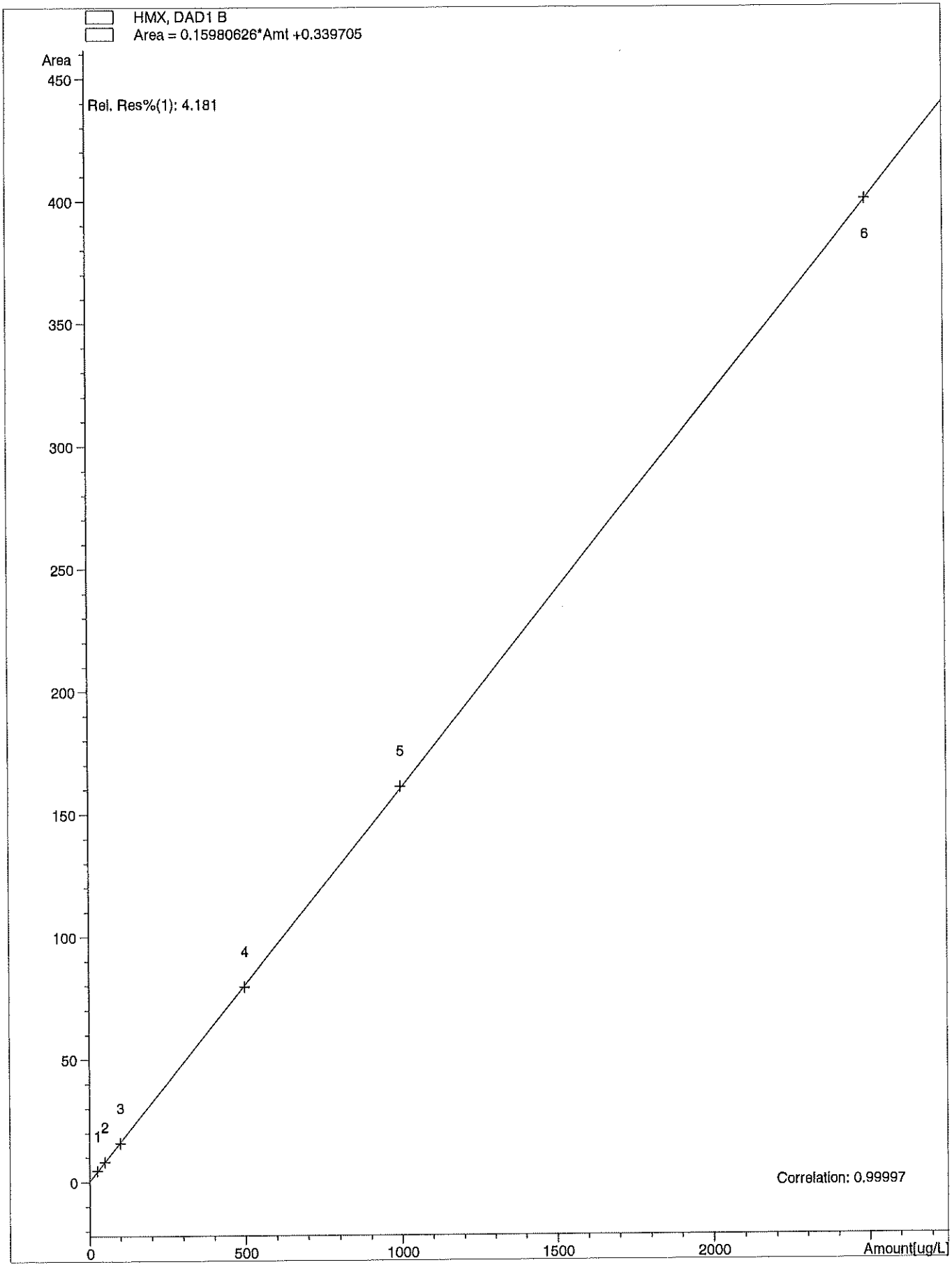

Calibration Curve

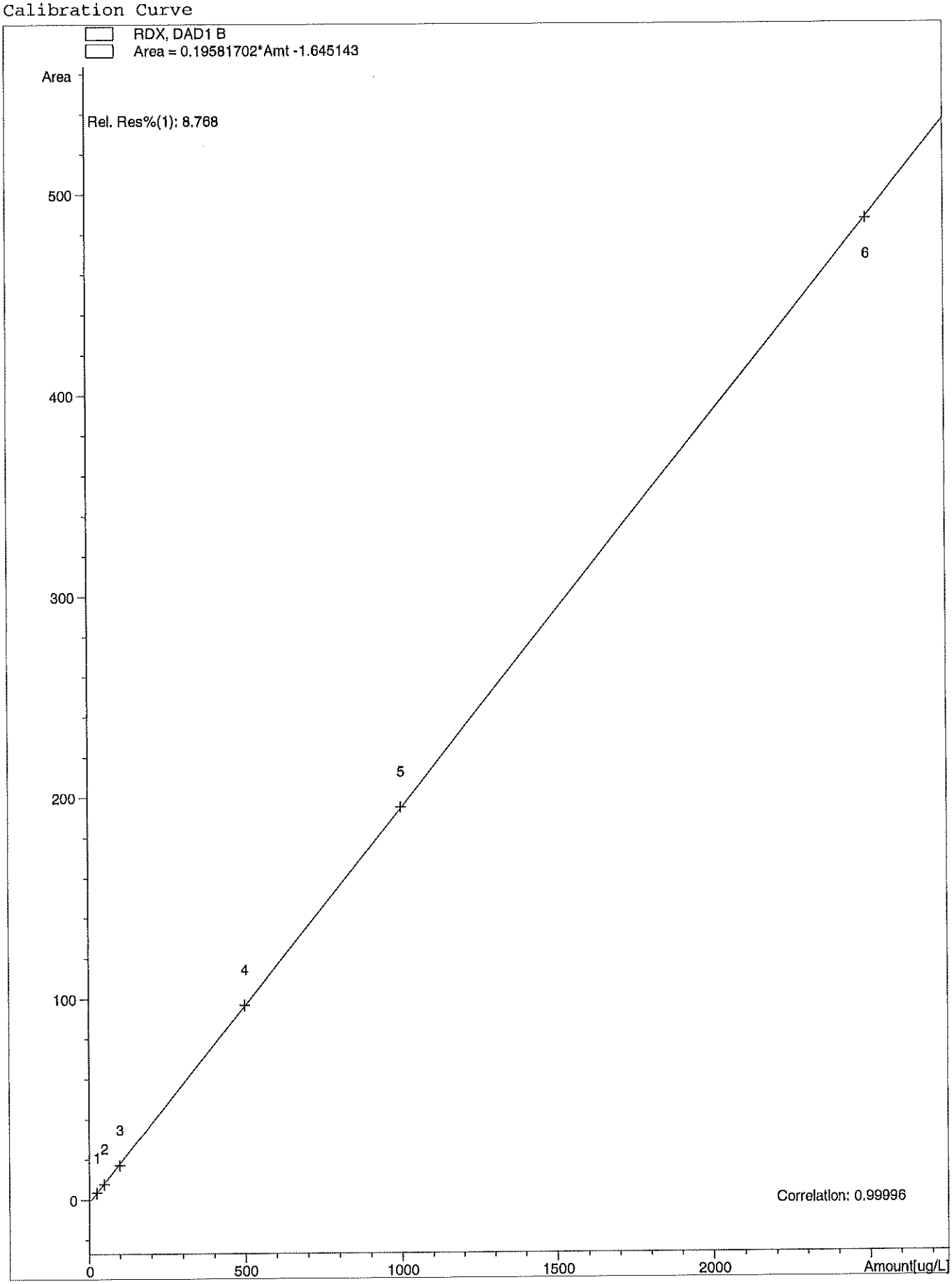

Calibration Curve

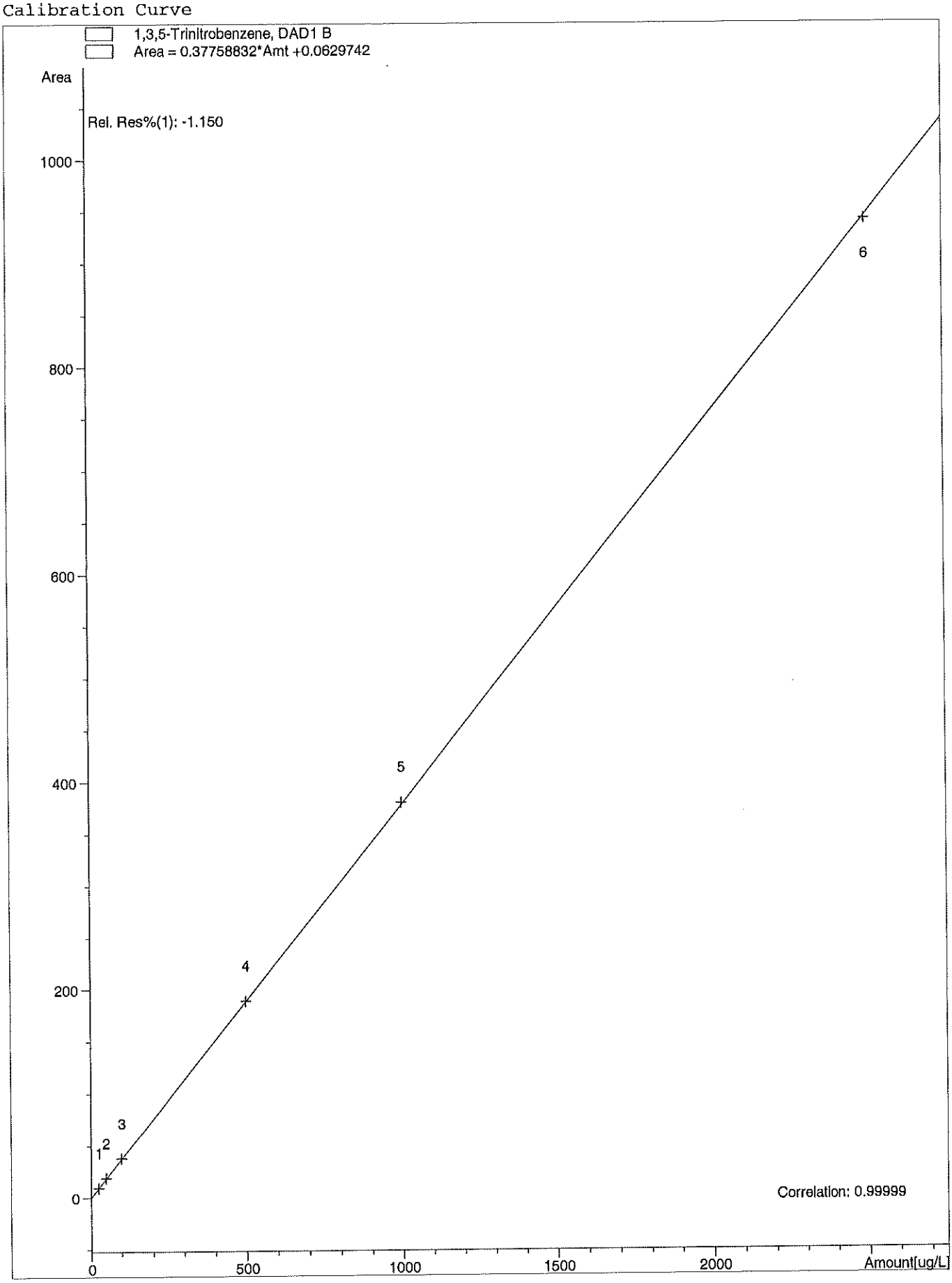

Calibration Curve

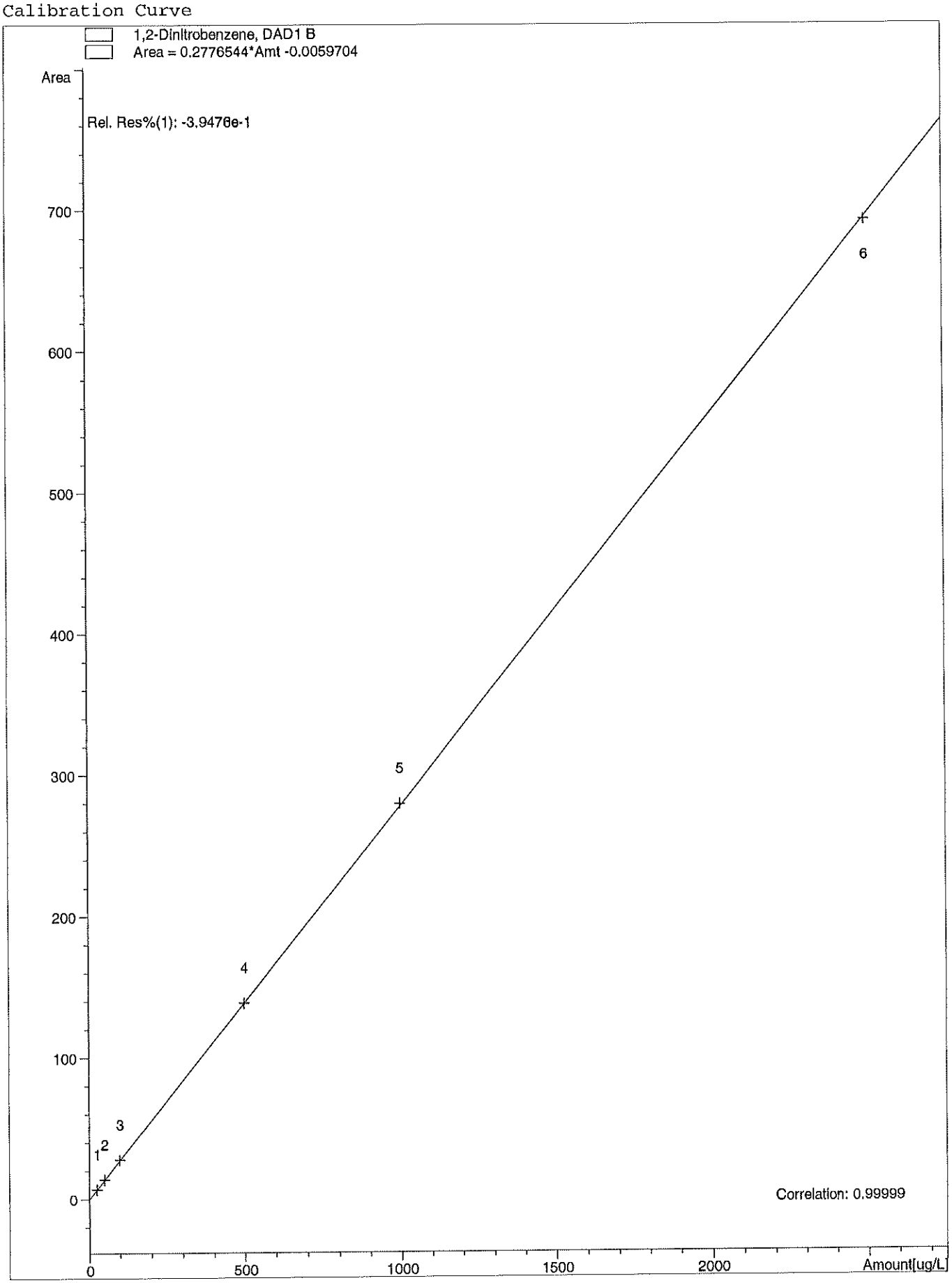

Calibration Curve

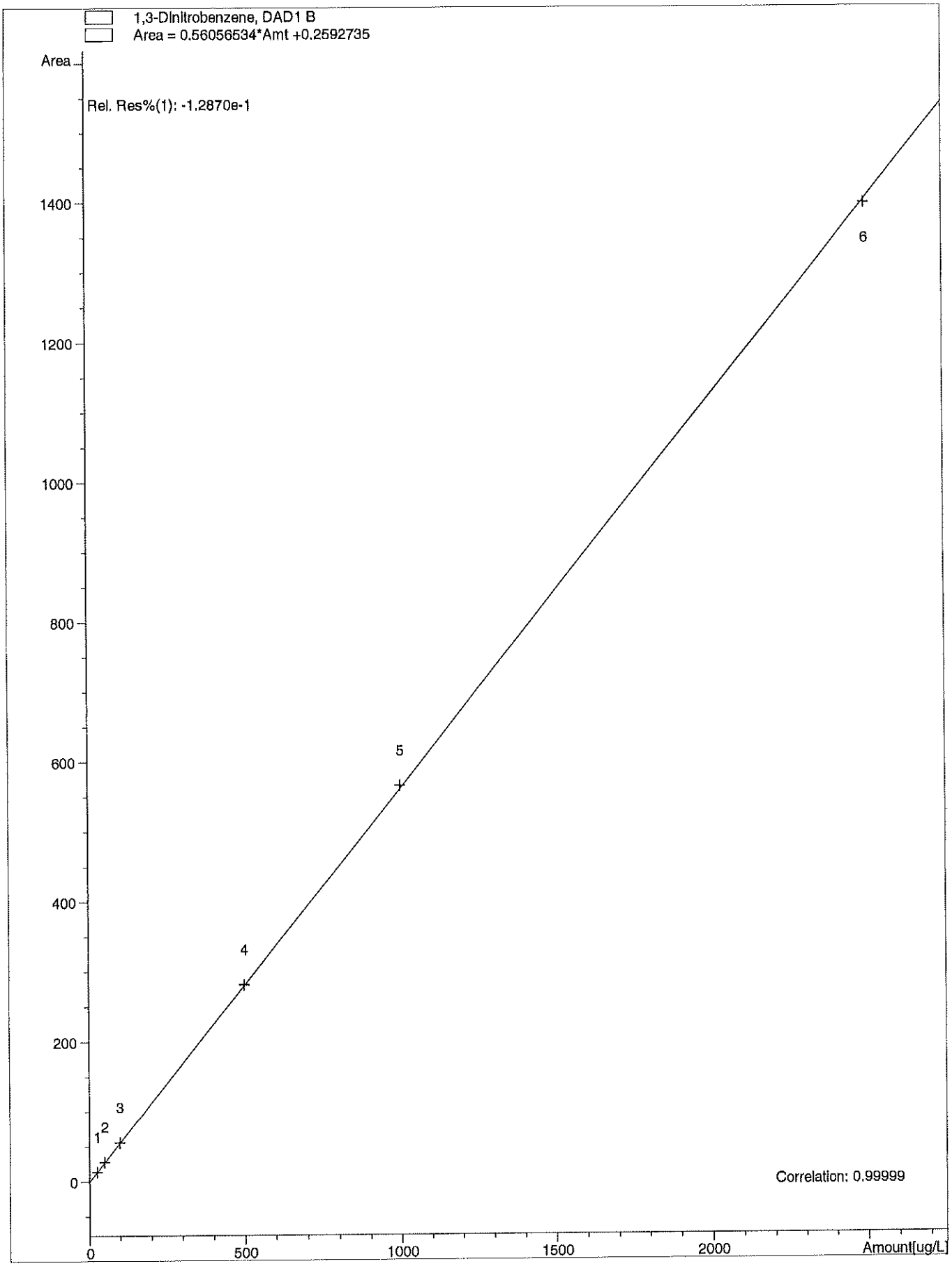

Calibration Curve

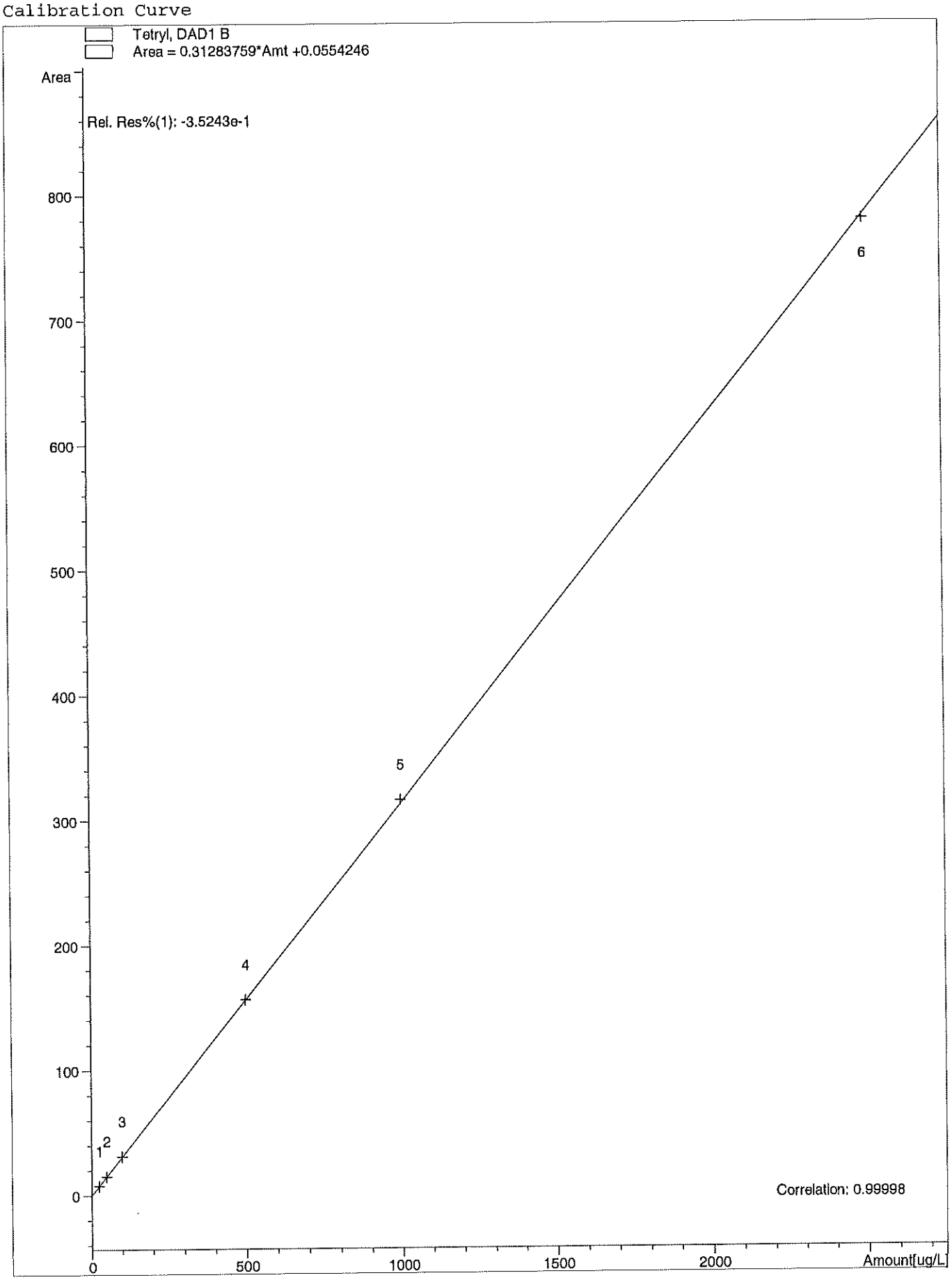

Calibration Curve

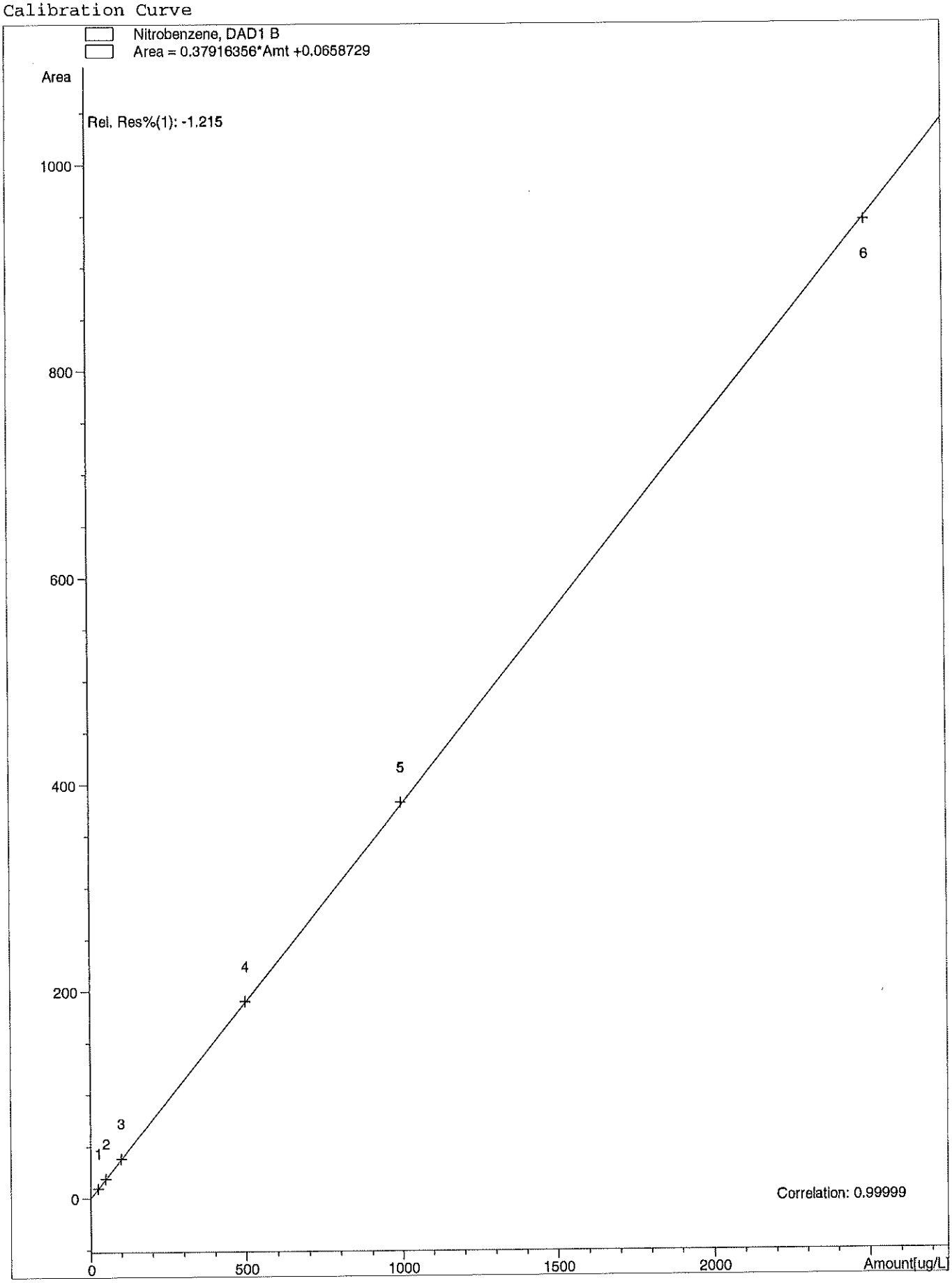

Calibration Curve

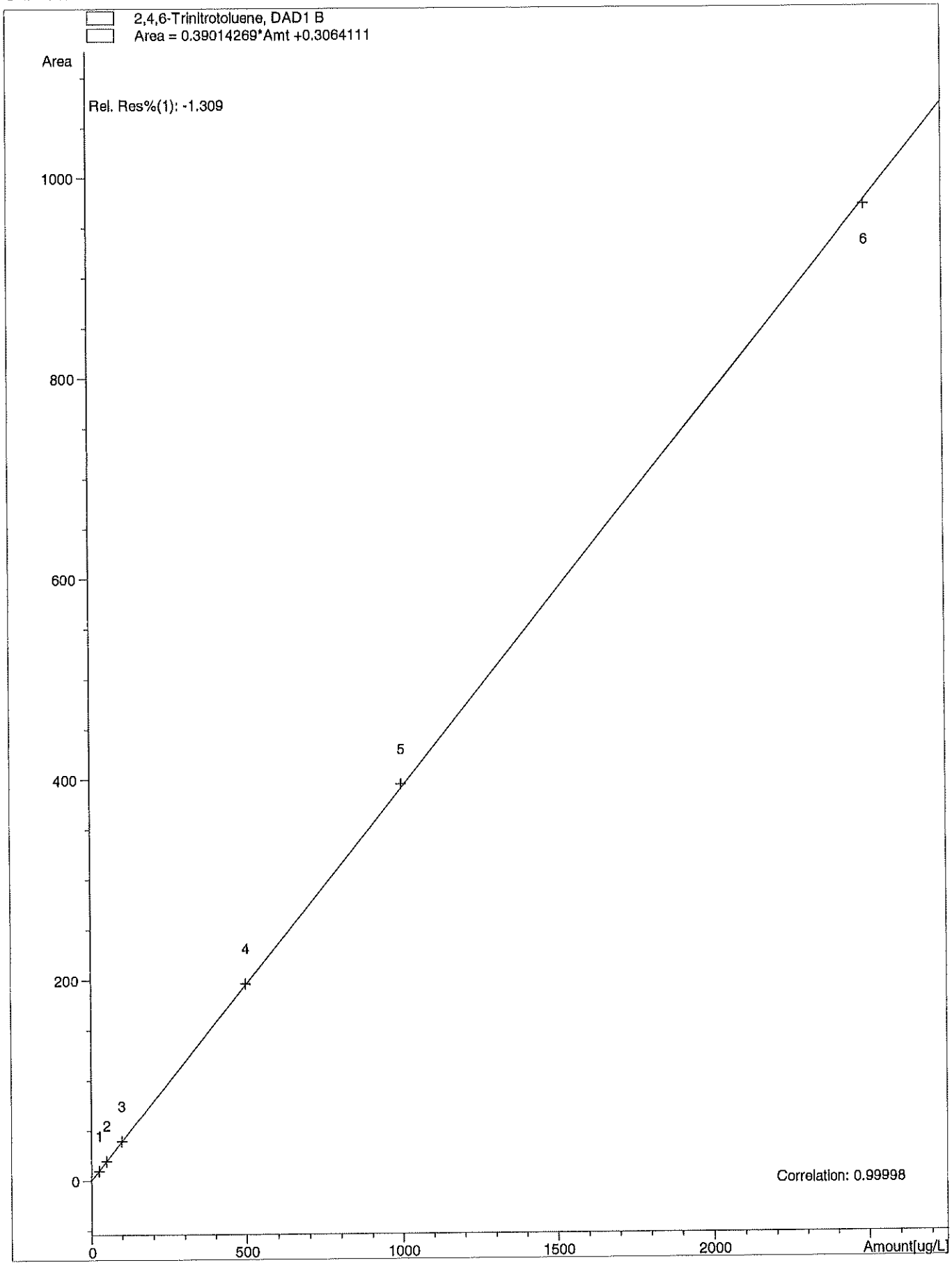

Calibration Curve

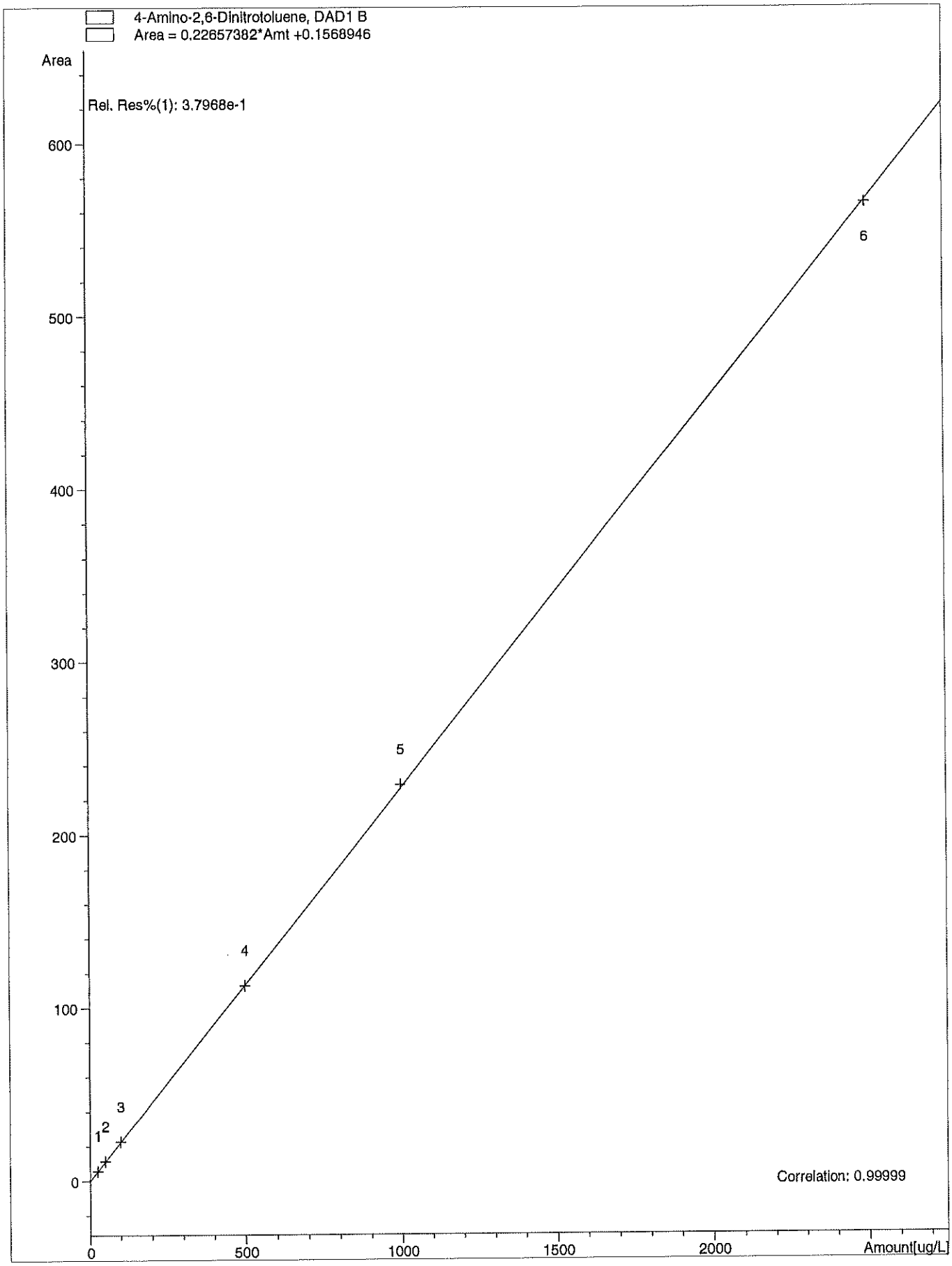

Calibration Curve

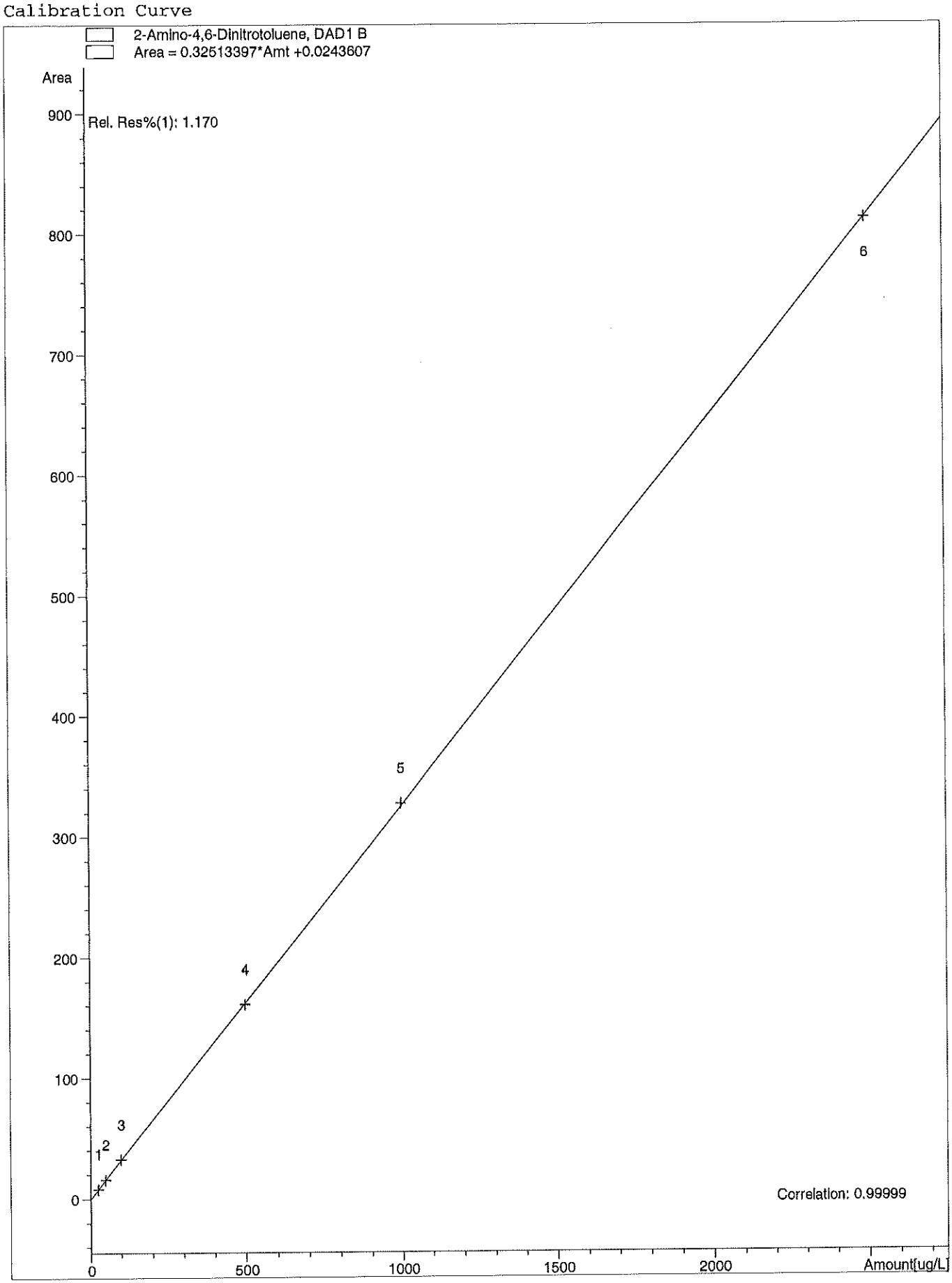

Calibration Curve

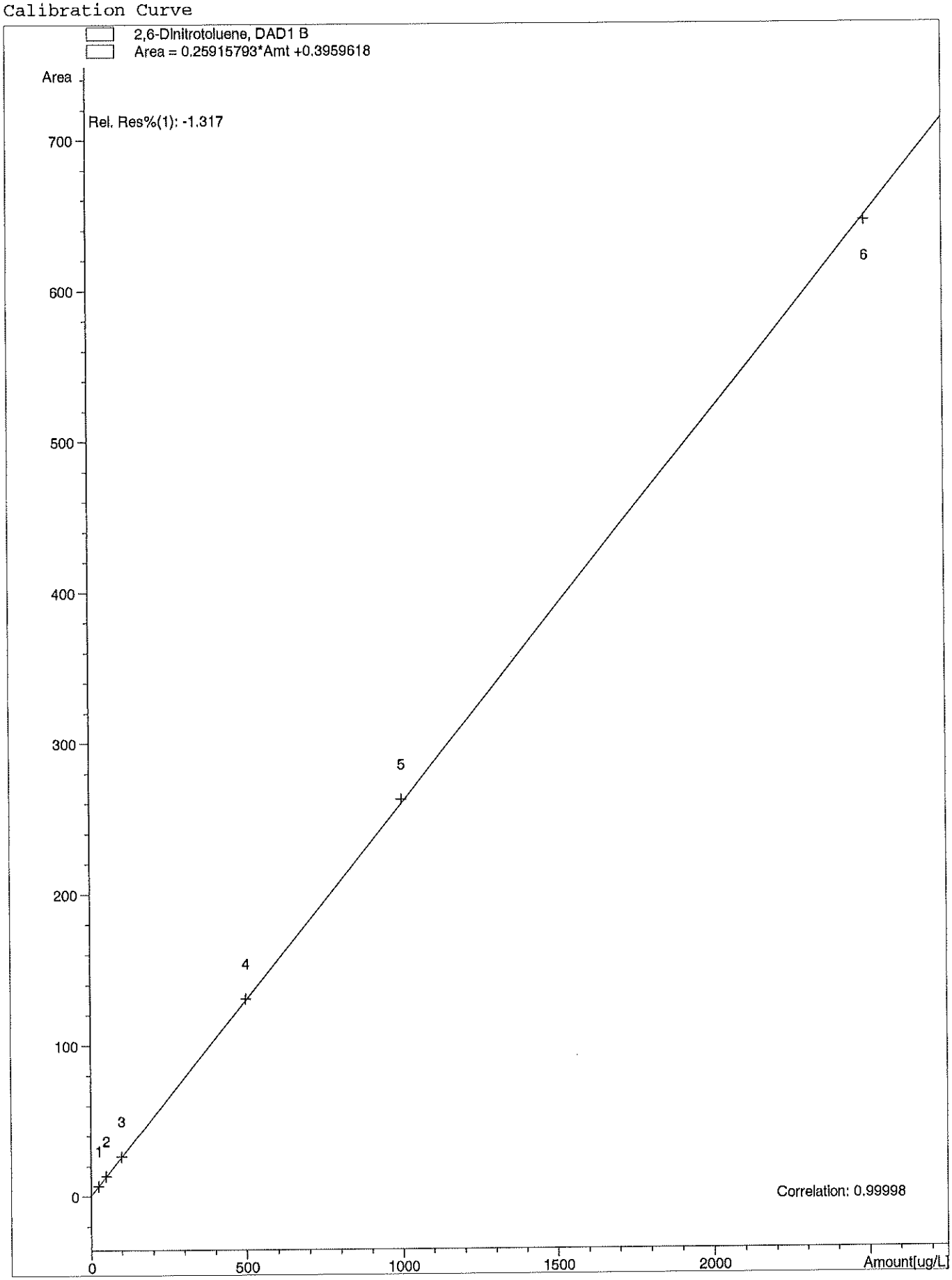

Calibration Curve

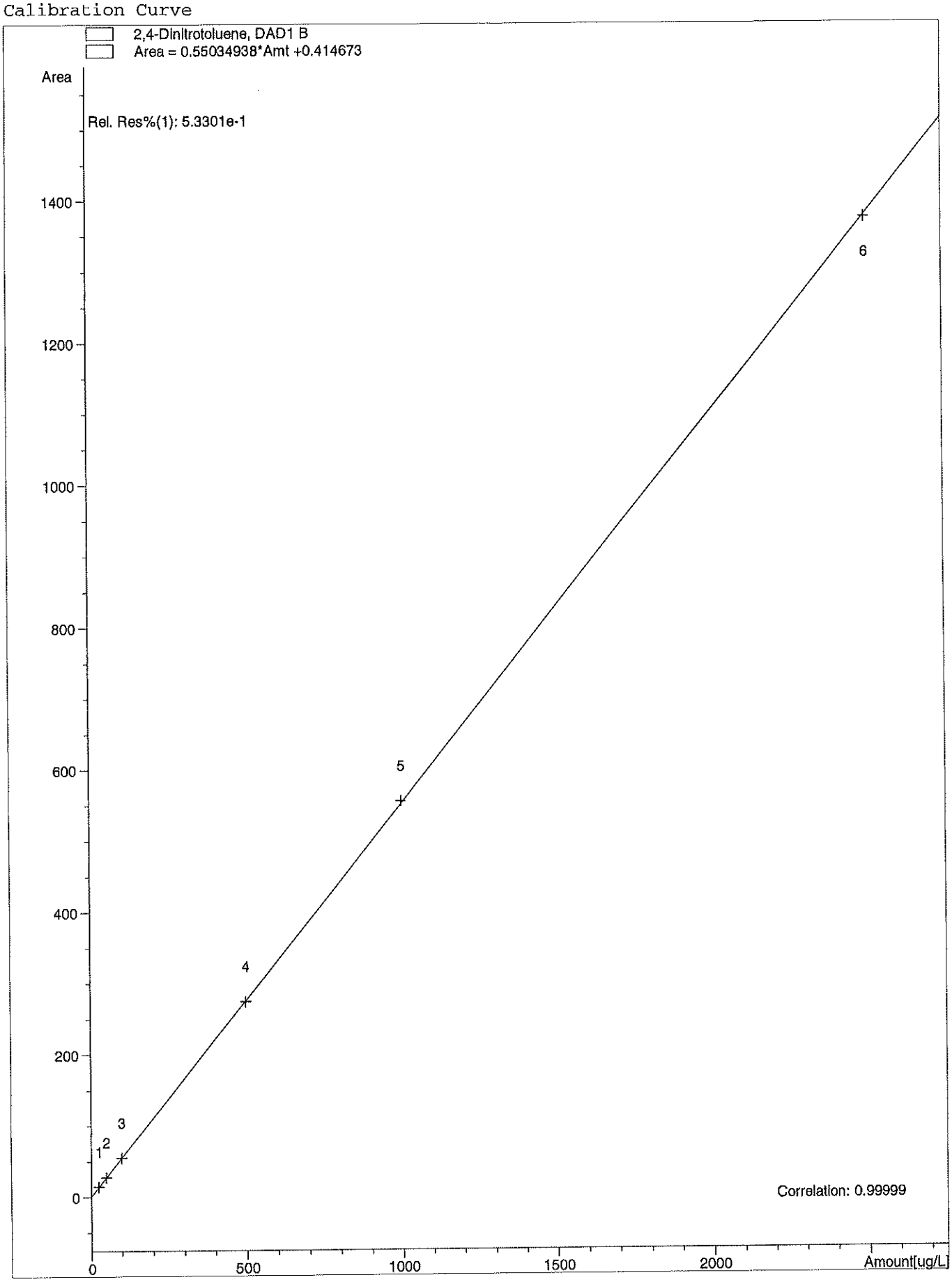

Calibration Curve

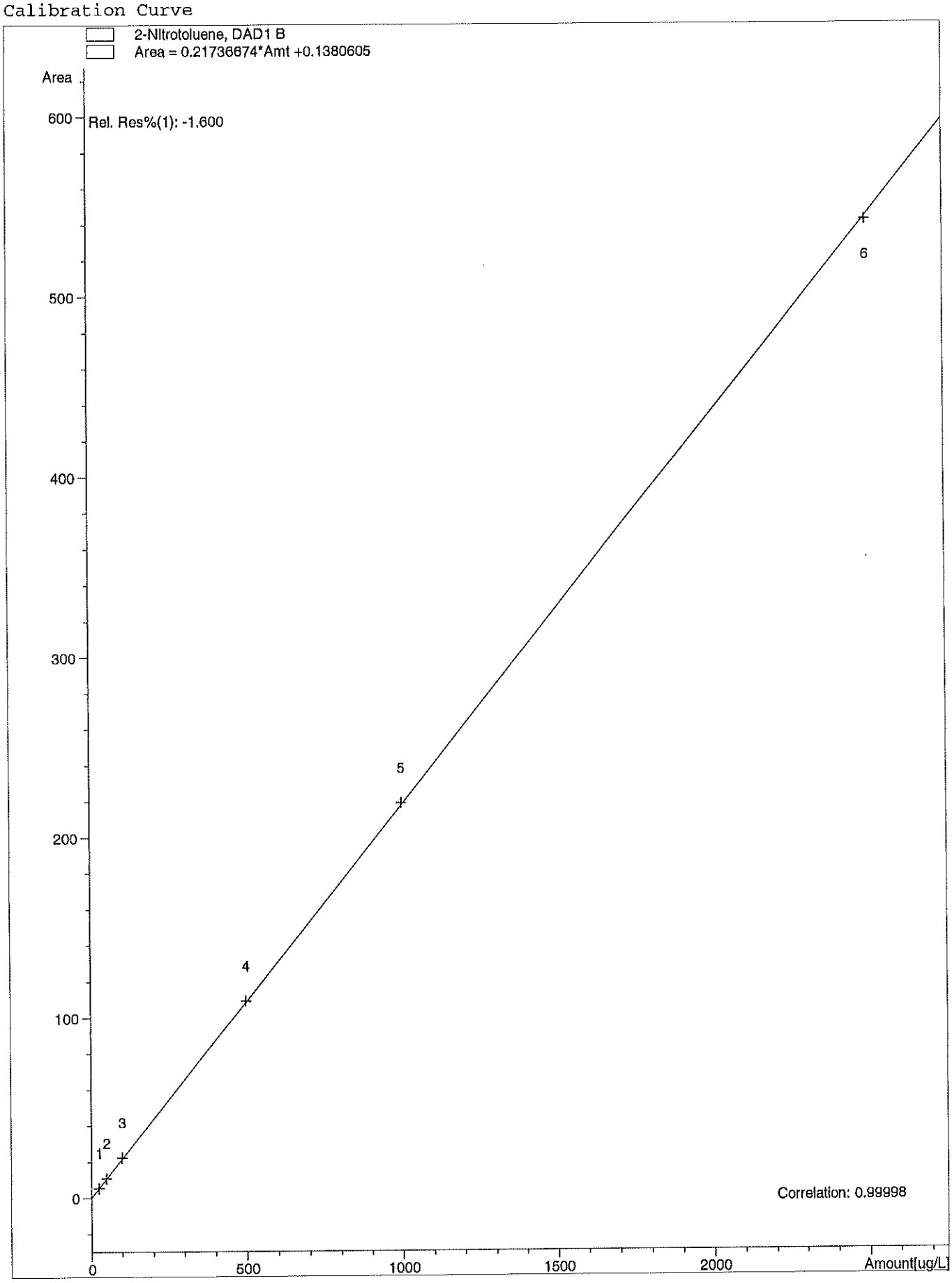

Calibration Curve

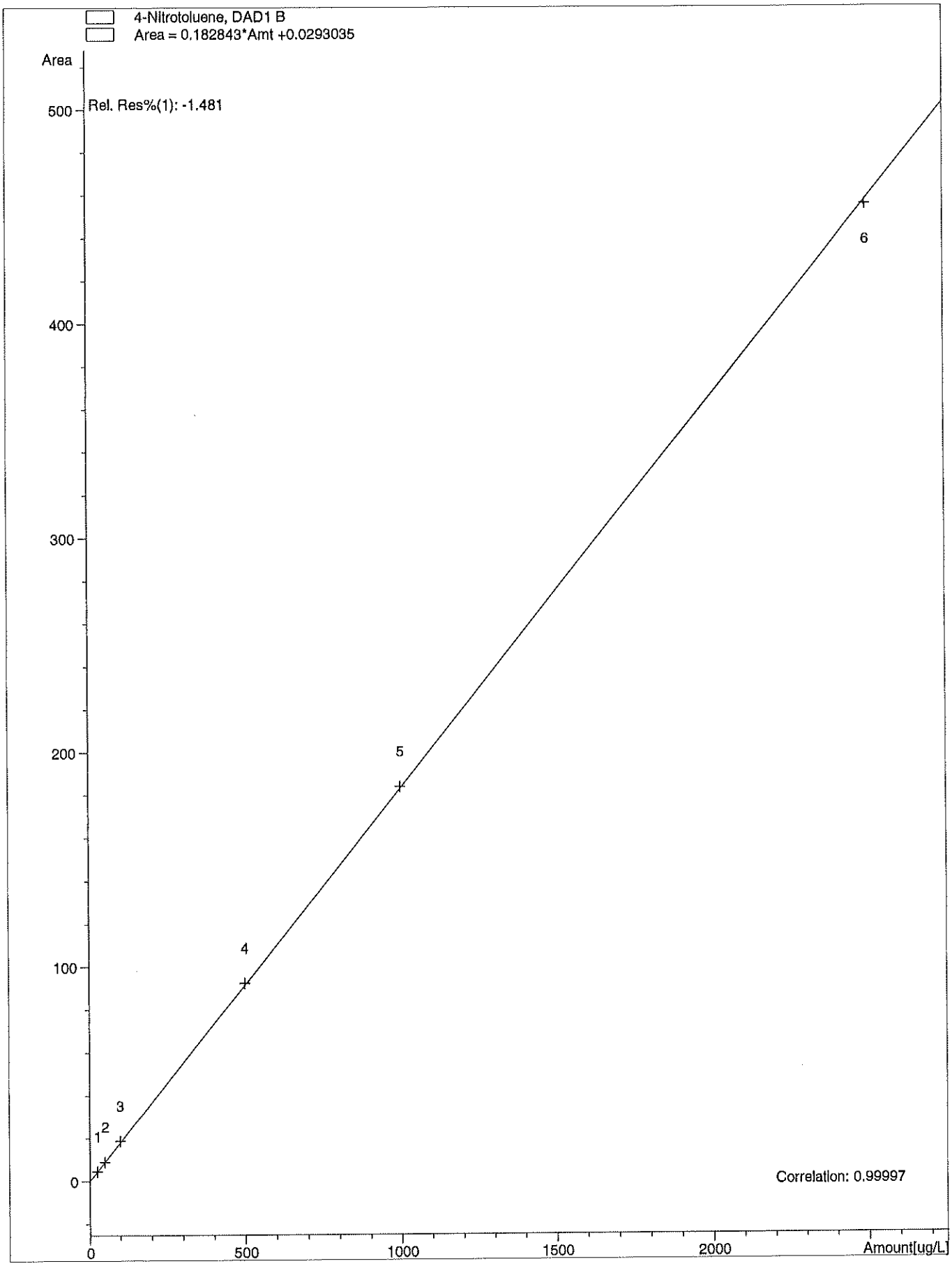

Calibration Curve

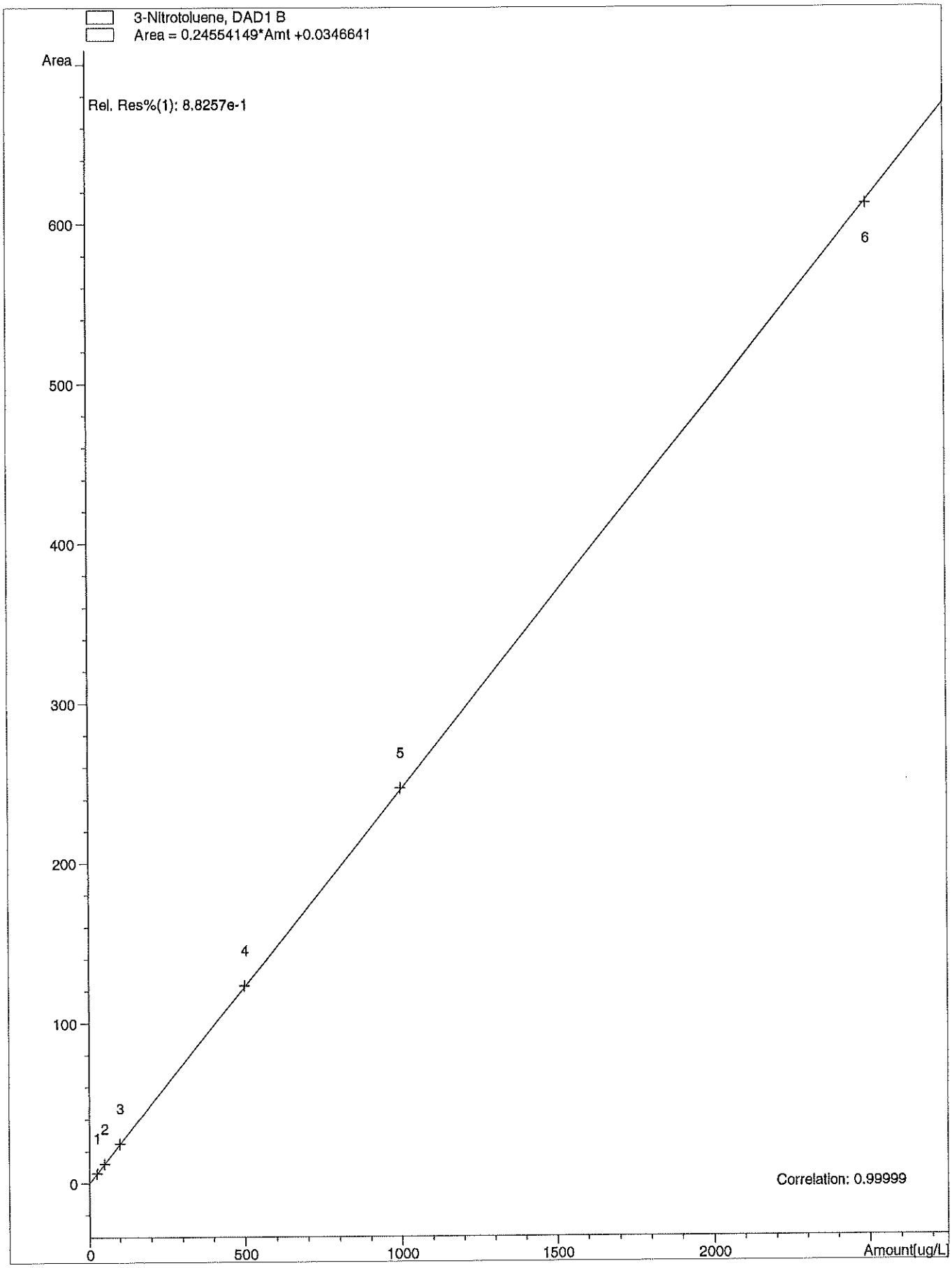

Calibration Curve

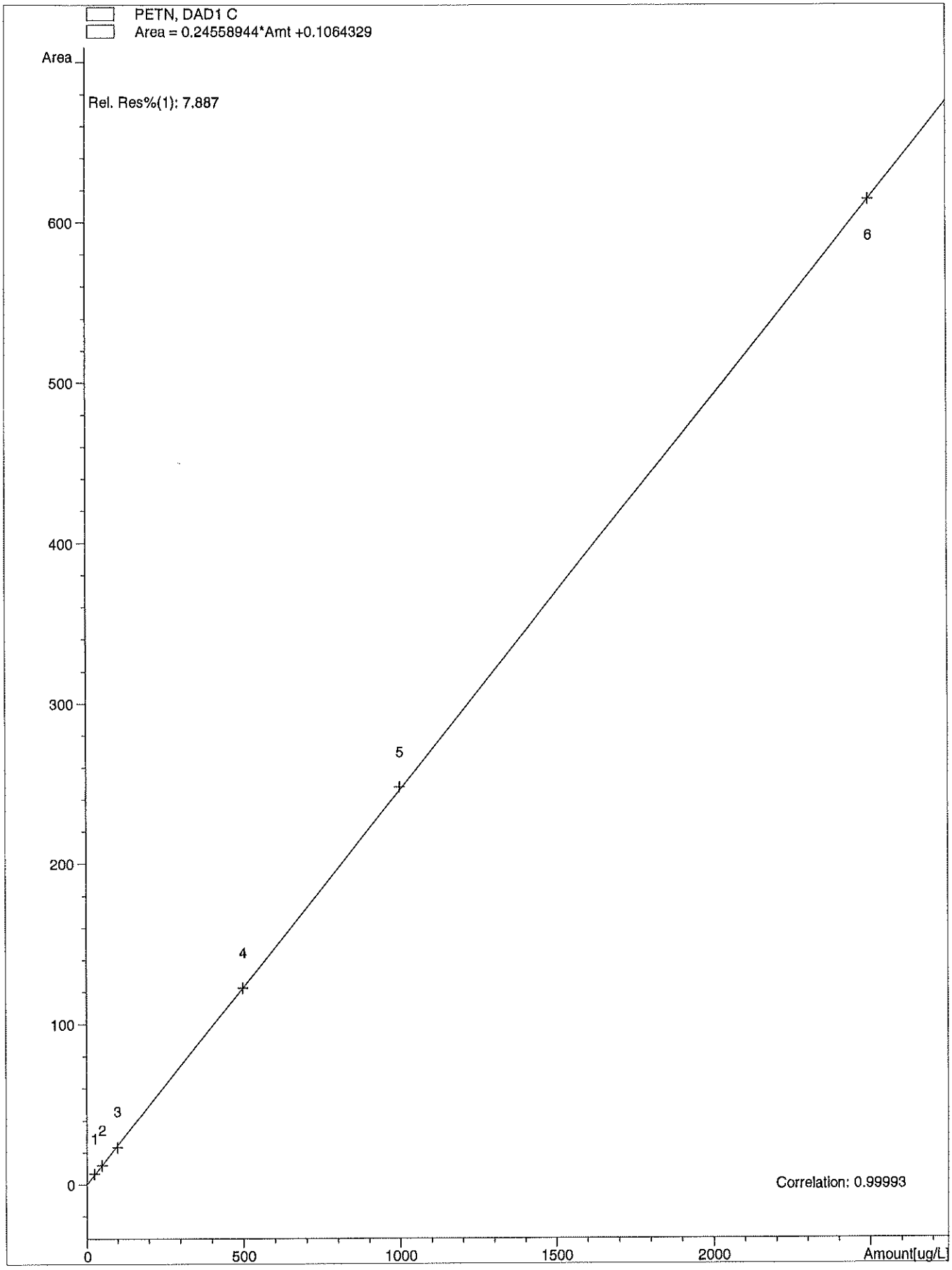

==========
Calibration Table
==========

OVD-SOP#HPLC02: 8330PLUS-PETN Calibration 03/31/2021

Calib. Data Modified : Thursday, April 01, 2021 2:07:58 PM

Calculate : External Standard
Based on : Peak Area

Rel. Reference Window : 0.000 %
Abs. Reference Window : 0.250 min
Rel. Non-ref. Window : 0.000 %
Abs. Non-ref. Window : 0.250 min
Use Multiplier & Dilution Factor with ISTDs
Uncalibrated Peaks : not reported
Partial Calibration : No recalibration if peaks missing

Curve Type : Linear
Origin : Ignored
Weight : Linear (Amnt)

Recalibration Settings:
Average Response : Average all calibrations
Average Retention Time: Floating Average New 75%

Calibration Report Options :
Printout of recalibrations within a sequence:
Calibration Table after Recalibration
Normal Report after Recalibration
If the sequence is done with bracketing:
Results of first cycle (ending previous bracket)

Signal 1: DAD1 B, Sig=254,16 Ref=360,100
Signal 2: DAD1 C, Sig=210,16 Ref=360,100

RetTime [min]	Sig	Lvl	Amount [ug/L]	Area	Amt/Area	Ref	Grp	Name
3.777	1	1	25.00000	4.54842	5.49641			HMX
		2	50.00000	8.32549	6.00565			
		3	100.00000	16.25403	6.15232			
		4	500.00000	80.08501	6.24337			
		5	1000.00000	161.08388	6.20795			
		6	2500.00000	401.43262	6.22770			
5.037	1	1	25.00000	3.88141	6.44095			RDX
		2	50.00000	8.30998	6.01686			
		3	100.00000	17.06433	5.86018			
		4	500.00000	95.71388	5.22390			
		5	1000.00000	193.63412	5.16438			
		6	2500.00000	488.87799	5.11375			
6.147	1	1	25.00000	9.48840	2.63480			1,3,5-Trinitrobenzene
		2	50.00000	19.06912	2.62204			
		3	100.00000	38.05835	2.62754			
		4	500.00000	191.43898	2.61180			
		5	1000.00000	382.05386	2.61743			
		6	2500.00000	952.55750	2.62451			
6.409	1	1	25.00000	6.87514	3.63629			1,2-Dinitrobenzene
		2	50.00000	13.95521	3.58289			

RetTime [min]	Sig	Lvl	Amount [ug/L]	Area	Amt/Area	Ref	Grp	Name
		3	100.00000	27.81739	3.59487			
		4	500.00000	140.95694	3.54718			
		5	1000.00000	282.42734	3.54073			
		6	2500.00000	701.76410	3.56245			
7.337	1	1	25.00000	13.92734	1.79503			1,3-Dinitrobenzene
		2	50.00000	27.56360	1.81399			
		3	100.00000	55.00174	1.81812			
		4	500.00000	276.37772	1.80912			
		5	1000.00000	551.94391	1.81178			
		6	2500.00000	1376.46179	1.81625			
7.599	1	1	25.00000	8.51359	2.93648			Tetryl
		2	50.00000	16.75534	2.98412			
		3	100.00000	33.26986	3.00572			
		4	500.00000	167.94156	2.97723			
		5	1000.00000	335.85779	2.97745			
		6	2500.00000	836.55627	2.98844			
8.043	1	1	25.00000	9.73033	2.56928			Nitrobenzene
		2	50.00000	19.11004	2.61643			
		3	100.00000	37.84610	2.64228			
		4	500.00000	188.99406	2.64559			
		5	1000.00000	378.40817	2.64265			
		6	2500.00000	942.63885	2.65213			
8.698	1	1	25.00000	10.41791	2.39971			2,4,6-Trinitrotoluene
		2	50.00000	20.51253	2.43753			
		3	100.00000	39.96470	2.50221			
		4	500.00000	196.51489	2.54434			
		5	1000.00000	394.46201	2.53510			
		6	2500.00000	981.73633	2.54651			
9.307	1	1	25.00000	5.56906	4.48909			4-Amino-2,6-Dinitrotoluene
		2	50.00000	11.09603	4.50612			
		3	100.00000	22.35393	4.47349			
		4	500.00000	112.32190	4.45149			
		5	1000.00000	227.96896	4.38656			
		6	2500.00000	568.72949	4.39576			
9.762	1	1	25.00000	8.34248	2.99671			2-Amino-4,6-Dinitrotoluene
		2	50.00000	16.35461	3.05724			
		3	100.00000	32.91534	3.03810			
		4	500.00000	166.28029	3.00697			
		5	1000.00000	334.11481	2.99298			
		6	2500.00000	833.69977	2.99868			
10.046	1	1	25.00000	6.58004	3.79937			2,6-Dinitrotoluene
		2	50.00000	13.24879	3.77393			
		3	100.00000	26.27336	3.80614			
		4	500.00000	129.84868	3.85064			
		5	1000.00000	259.43198	3.85457			
		6	2500.00000	648.46655	3.85525			
10.343	1	1	25.00000	13.67817	1.82773			2,4-Dinitrotoluene
		2	50.00000	27.64654	1.80854			
		3	100.00000	54.97282	1.81908			
		4	500.00000	274.59357	1.82087			
		5	1000.00000	546.90057	1.82849			
		6	2500.00000	1369.59631	1.82536			
11.674	1	1	25.00000	5.72113	4.36977			2-Nitrotoluene
		2	50.00000	11.02797	4.53393			
		3	100.00000	22.05132	4.53488			
		4	500.00000	110.90678	4.50829			
		5	1000.00000	221.43564	4.51598			

RetTime [min]	Sig	Lvl	Amount [ug/L]	Area	Amt/Area	Ref	Grp	Name
		6	2500.00000	551.40369	4.53388			
12.249	1	1	25.00000	4.59418	5.44167			4-Nitrotoluene
		2	50.00000	9.19717	5.43646			
		3	100.00000	18.71122	5.34439			
		4	500.00000	93.20029	5.36479			
		5	1000.00000	186.97565	5.34829			
		6	2500.00000	465.89938	5.36597			
13.146	1	1	25.00000	6.22419	4.01659			3-Nitrotoluene
		2	50.00000	12.29011	4.06831			
		3	100.00000	25.17490	3.97221			
		4	500.00000	125.27073	3.99136			
		5	1000.00000	249.97932	4.00033			
		6	2500.00000	623.80353	4.00767			
13.921	2	1	25.00000	6.92459	3.61032			PETN
		2	50.00000	13.58046	3.68176			
		3	100.00000	28.28012	3.53605			
		4	500.00000	130.54089	3.83022			
		5	1000.00000	256.02823	3.90582			
		6	2500.00000	642.27985	3.89238			

Peak Sum Table

No Entries in table

Calibration Curve

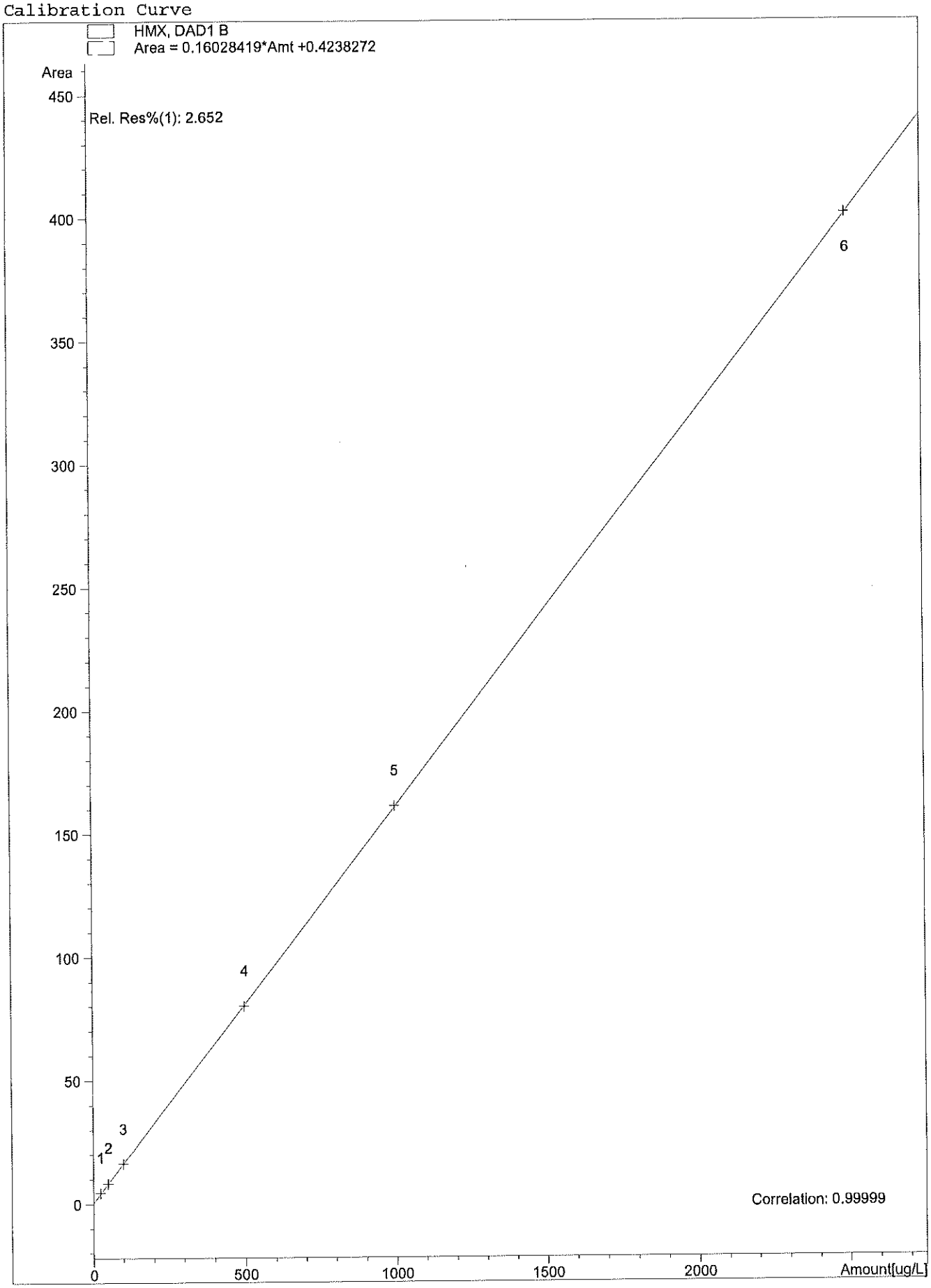

Calibration Curve

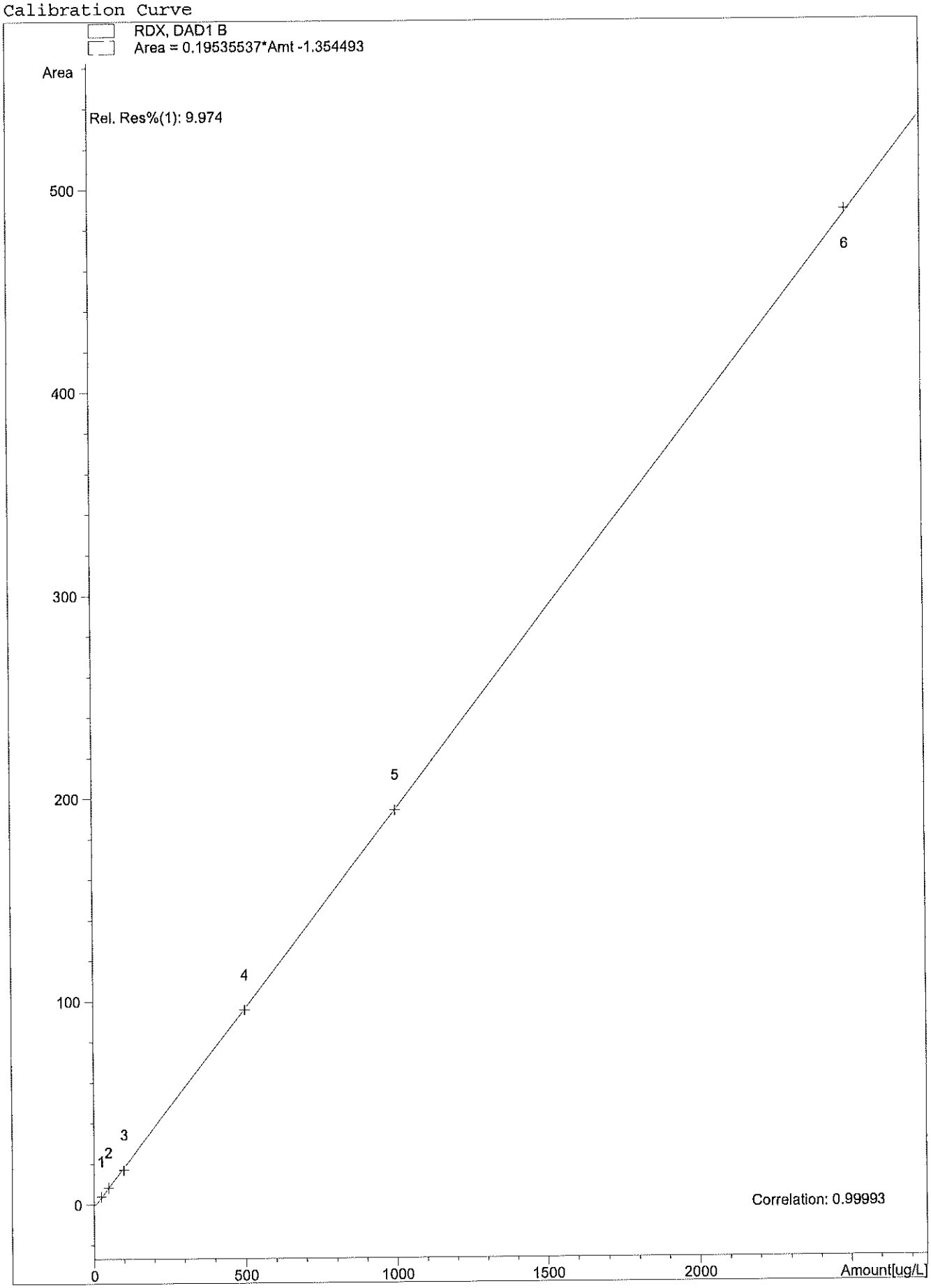

Calibration Curve

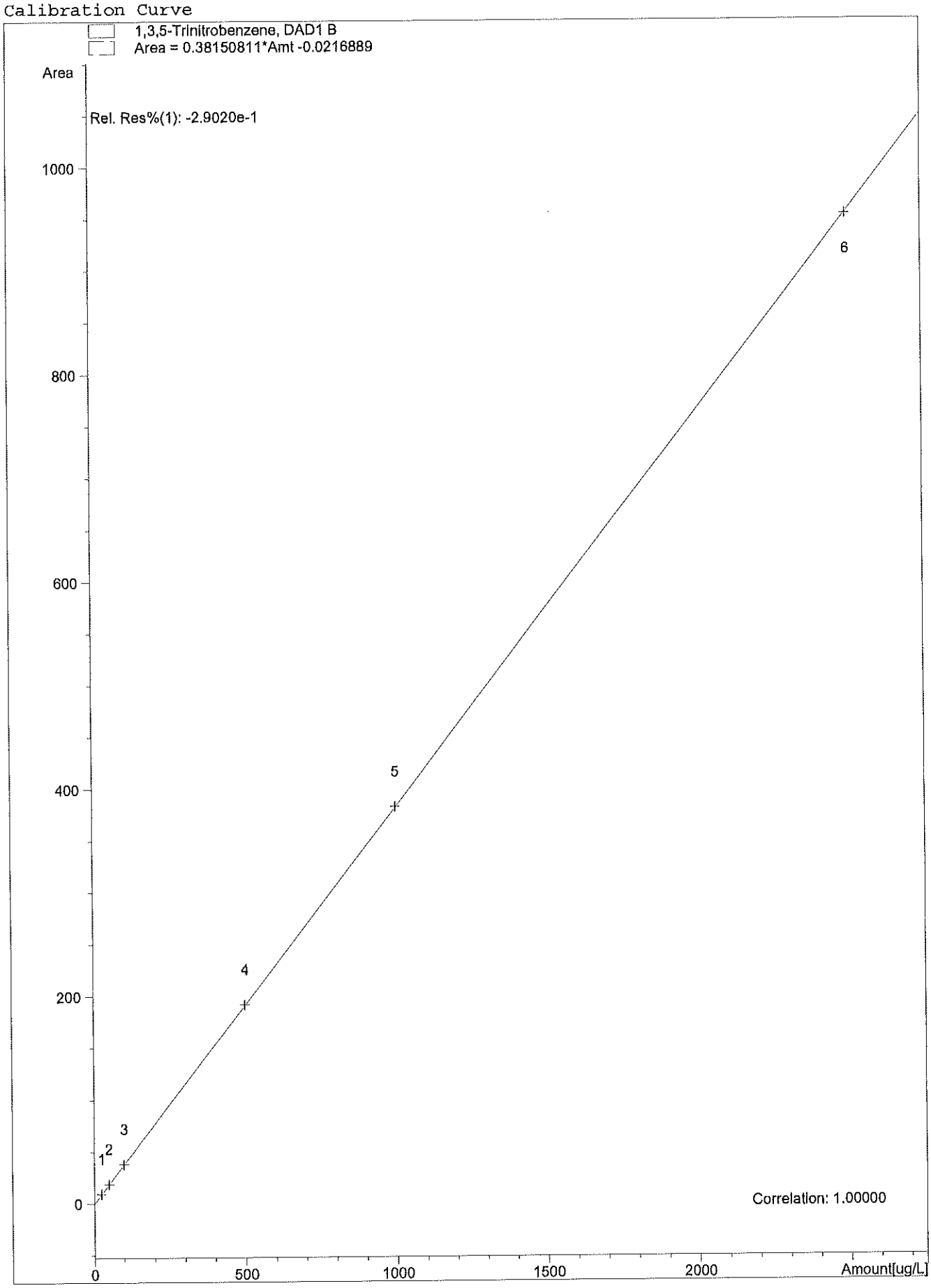

Calibration Curve

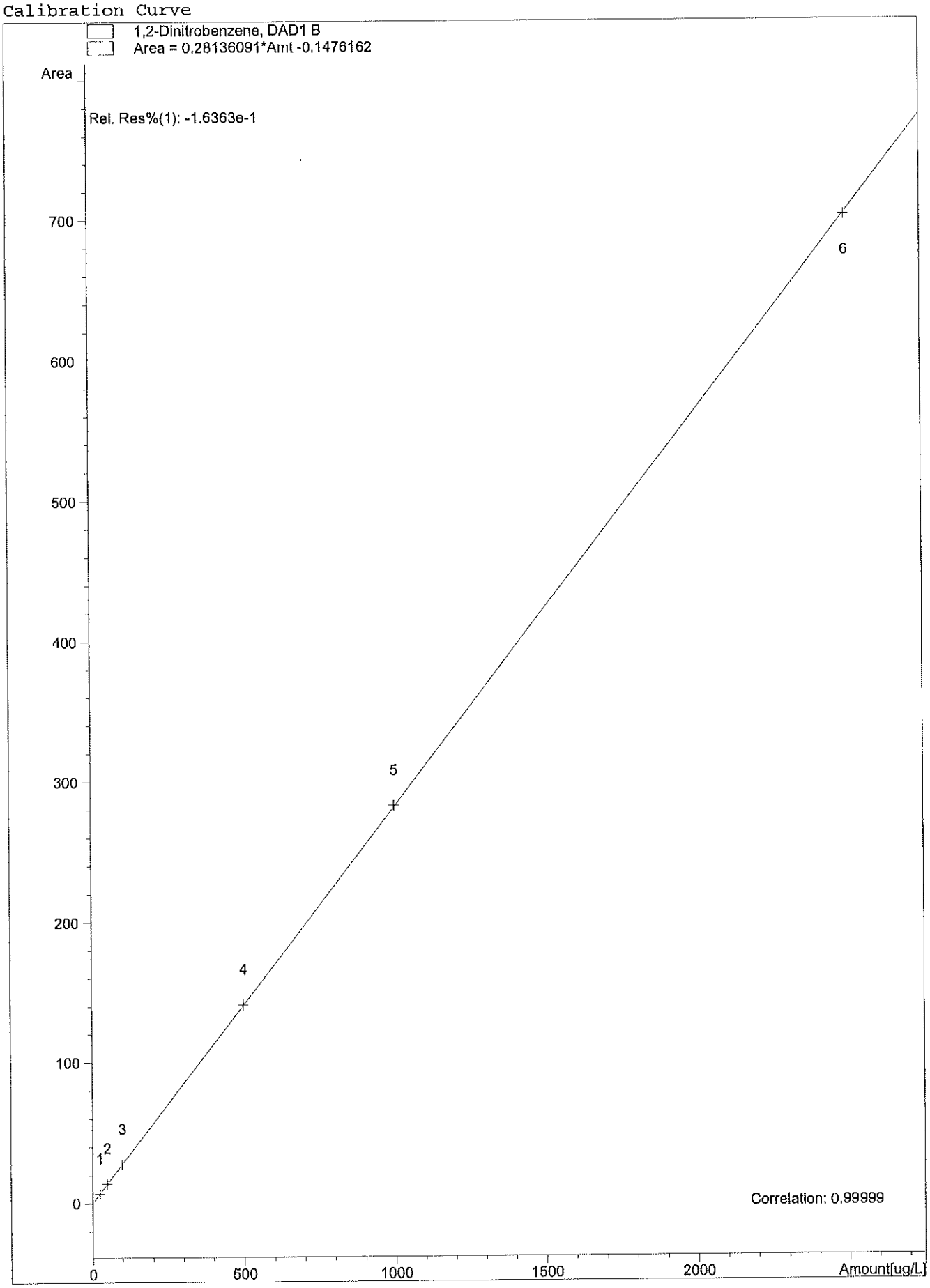

Calibration Curve

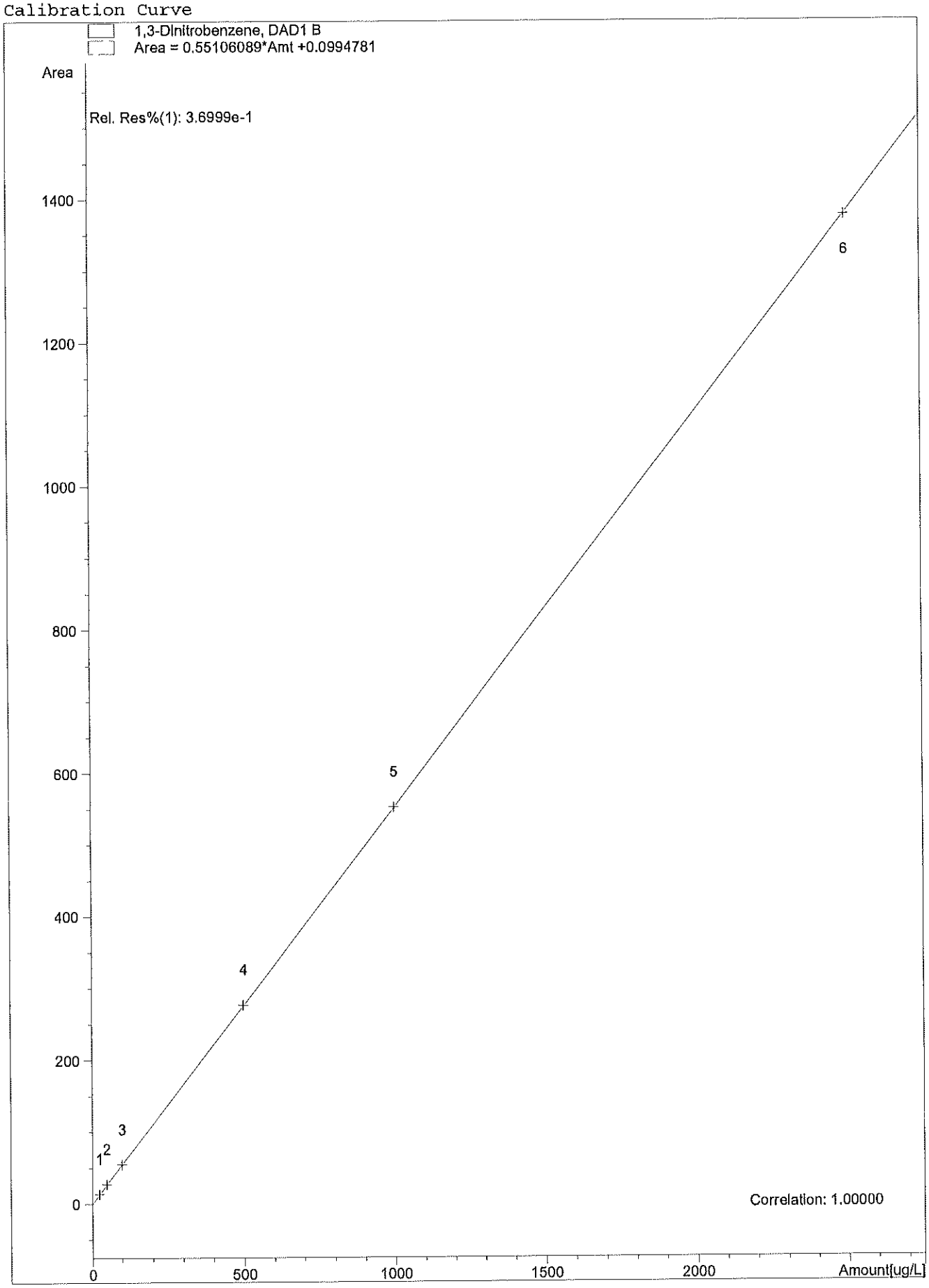

Calibration Curve

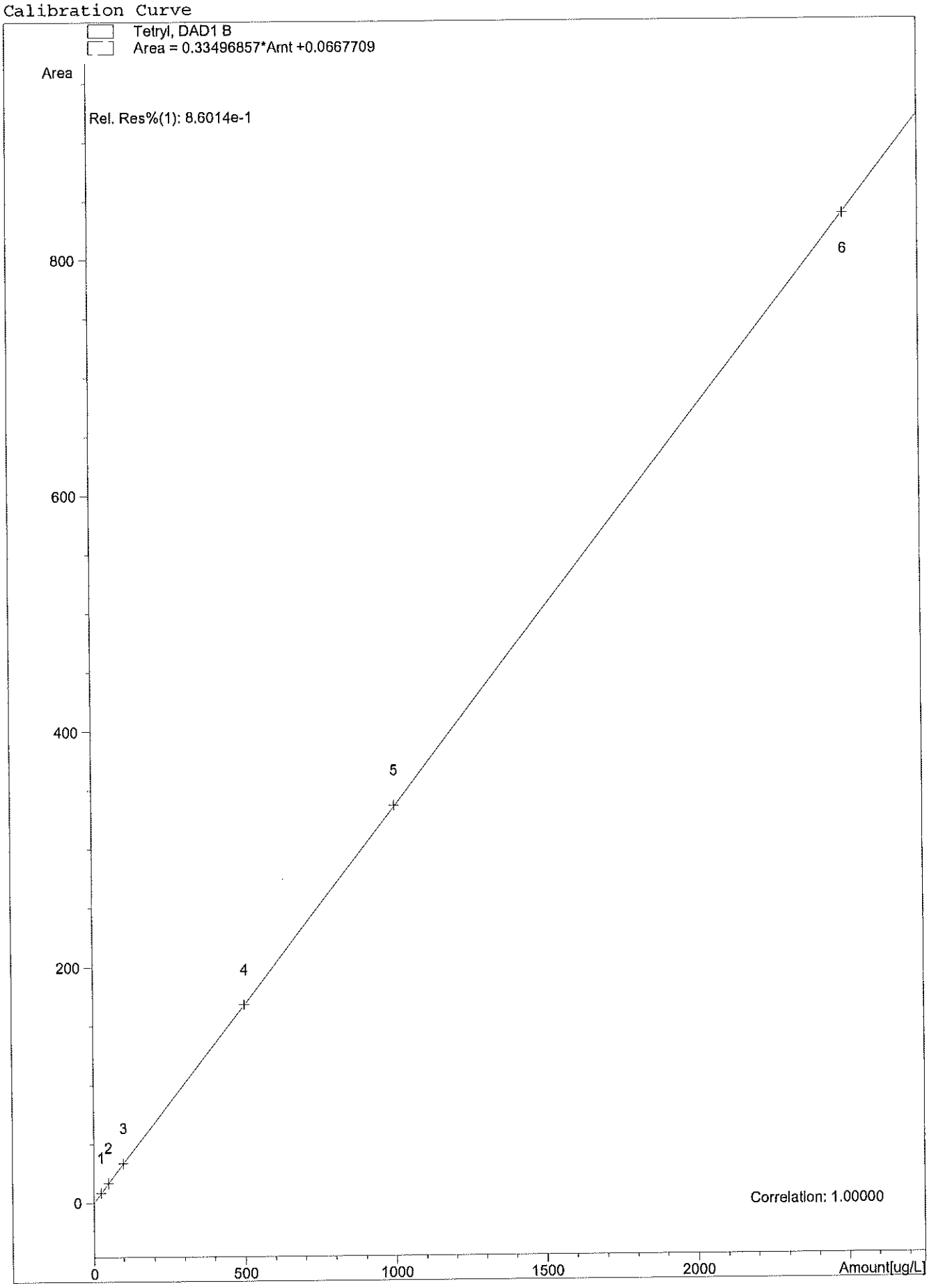

Calibration Curve

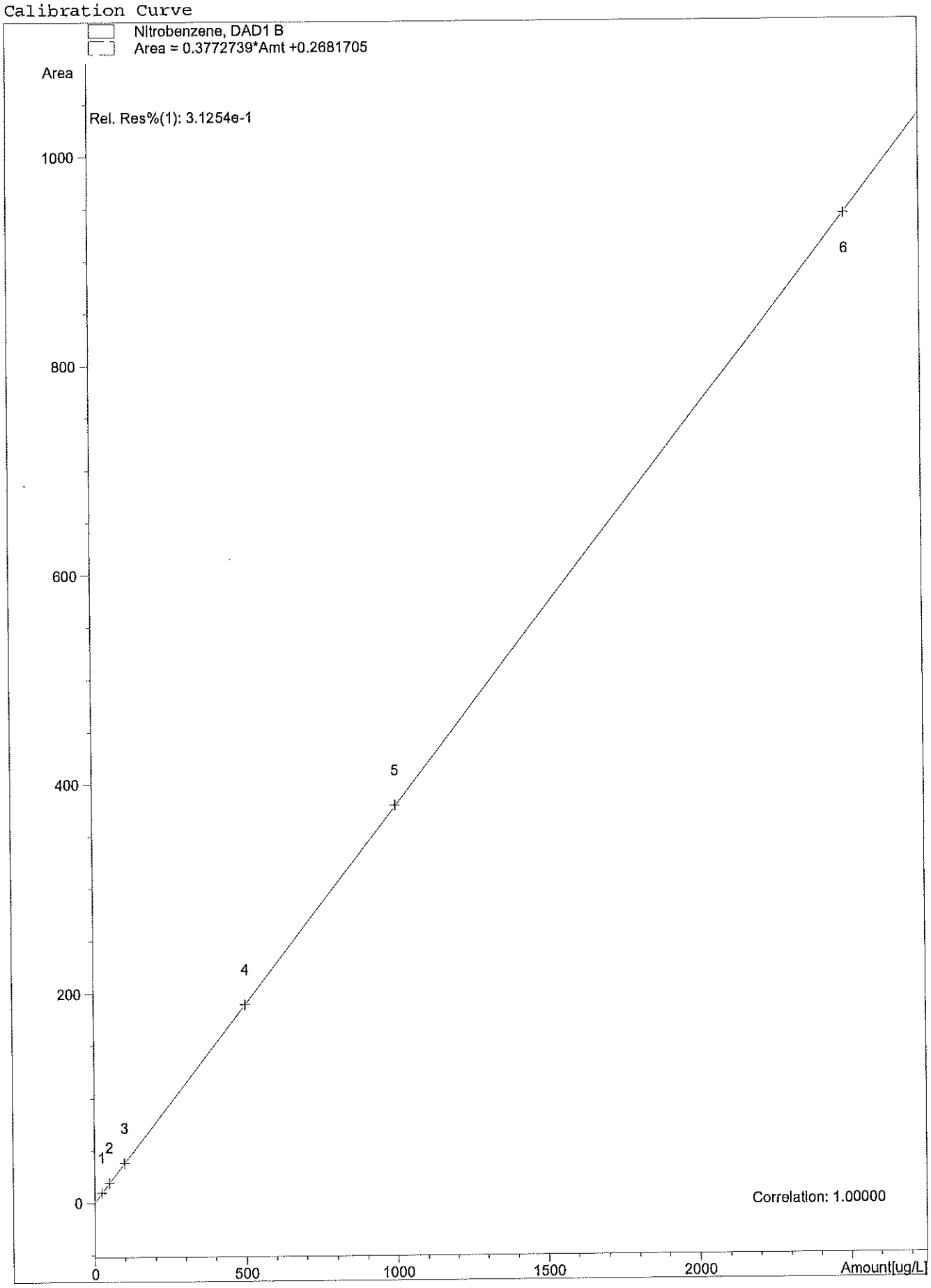

Calibration Curve

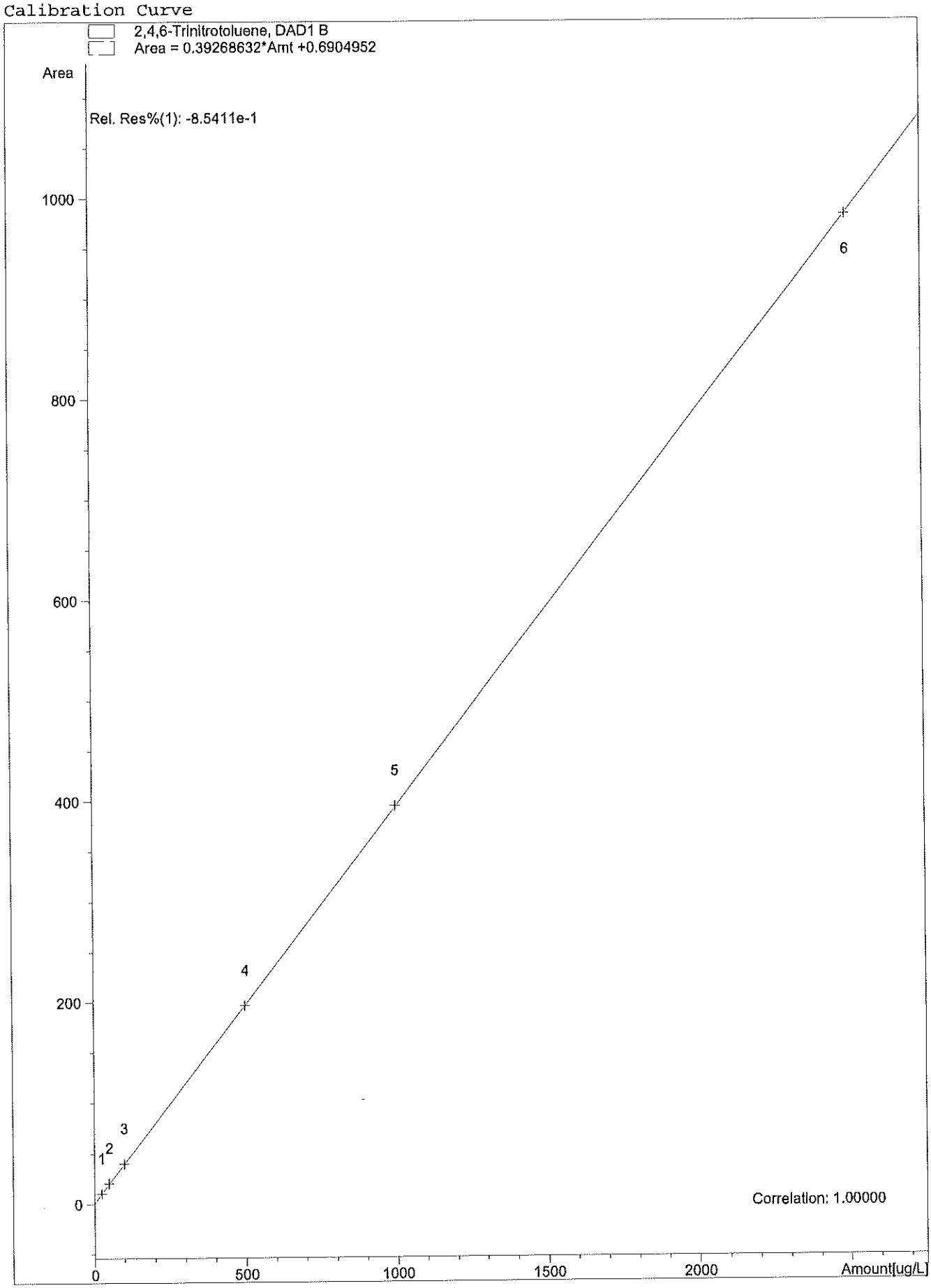

Calibration Curve

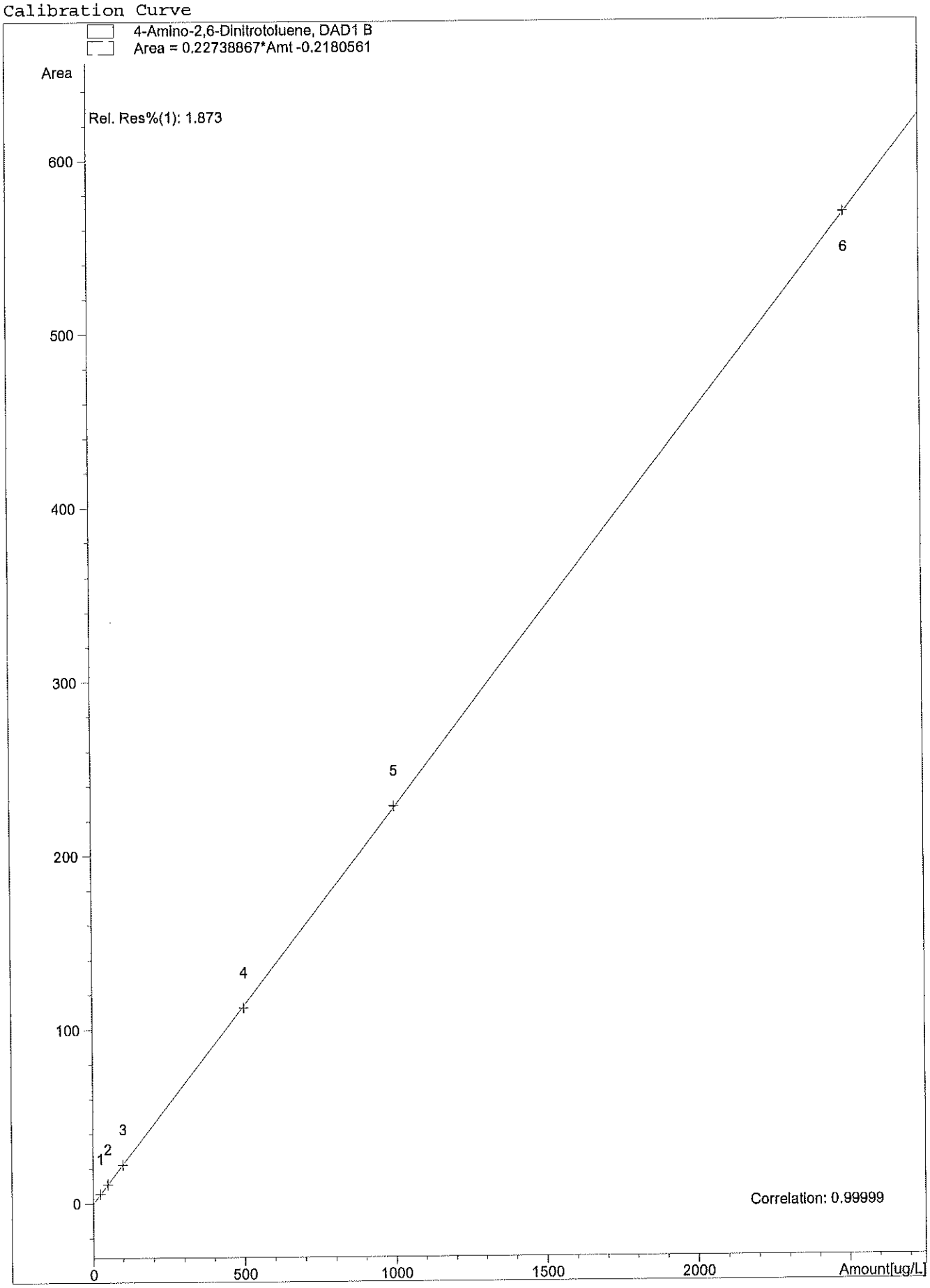

Calibration Curve

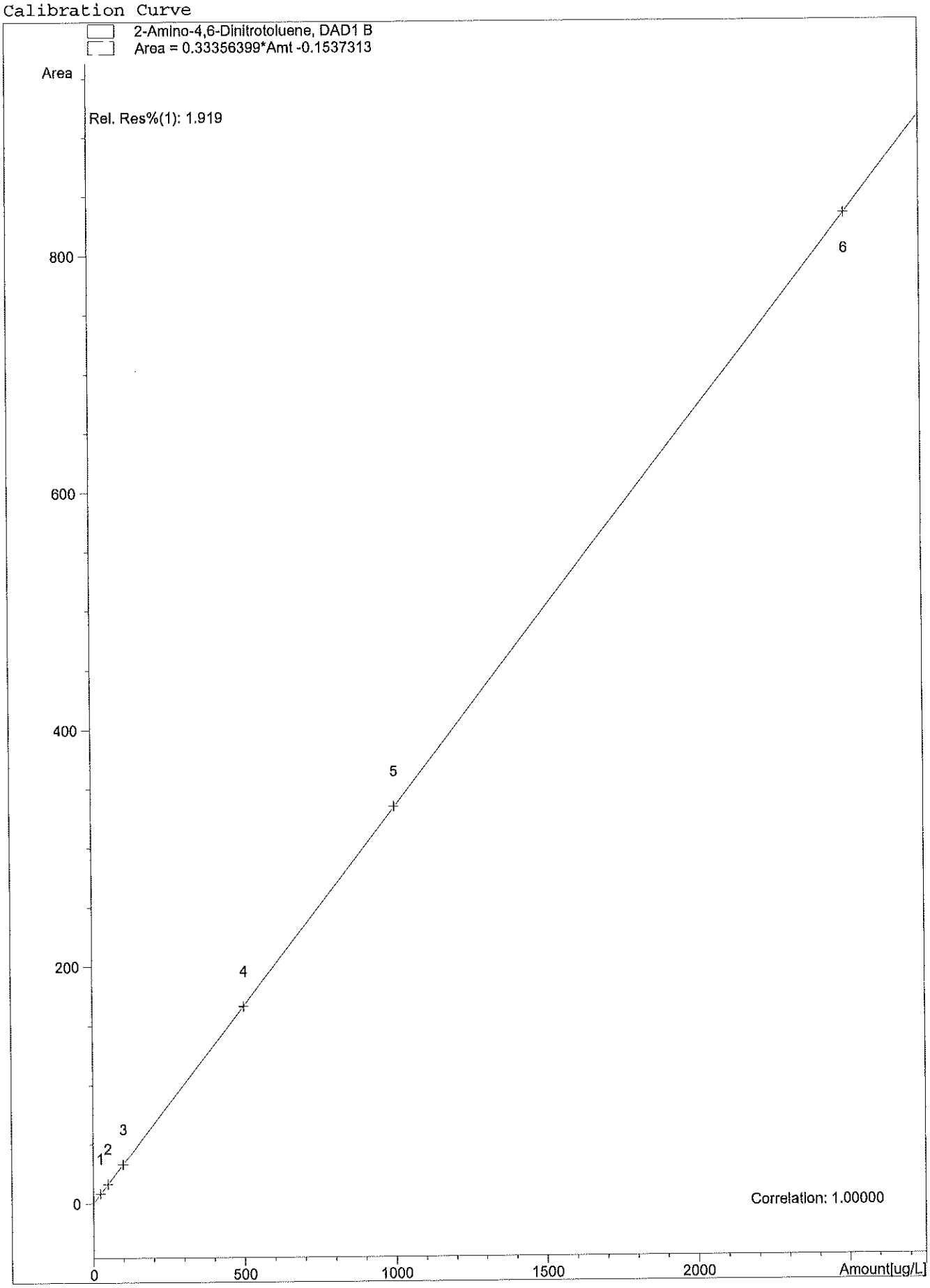

Calibration Curve

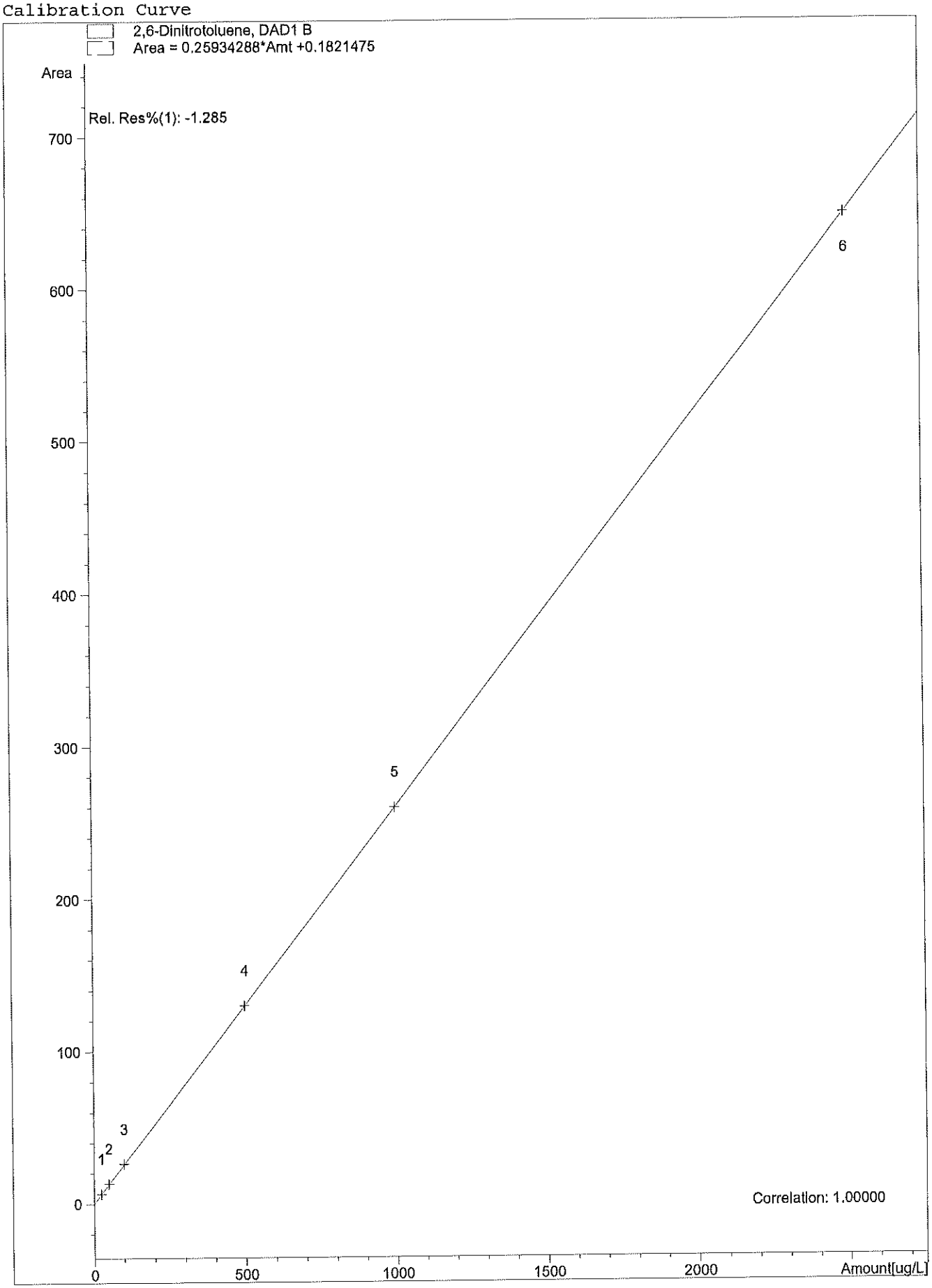

Calibration Curve

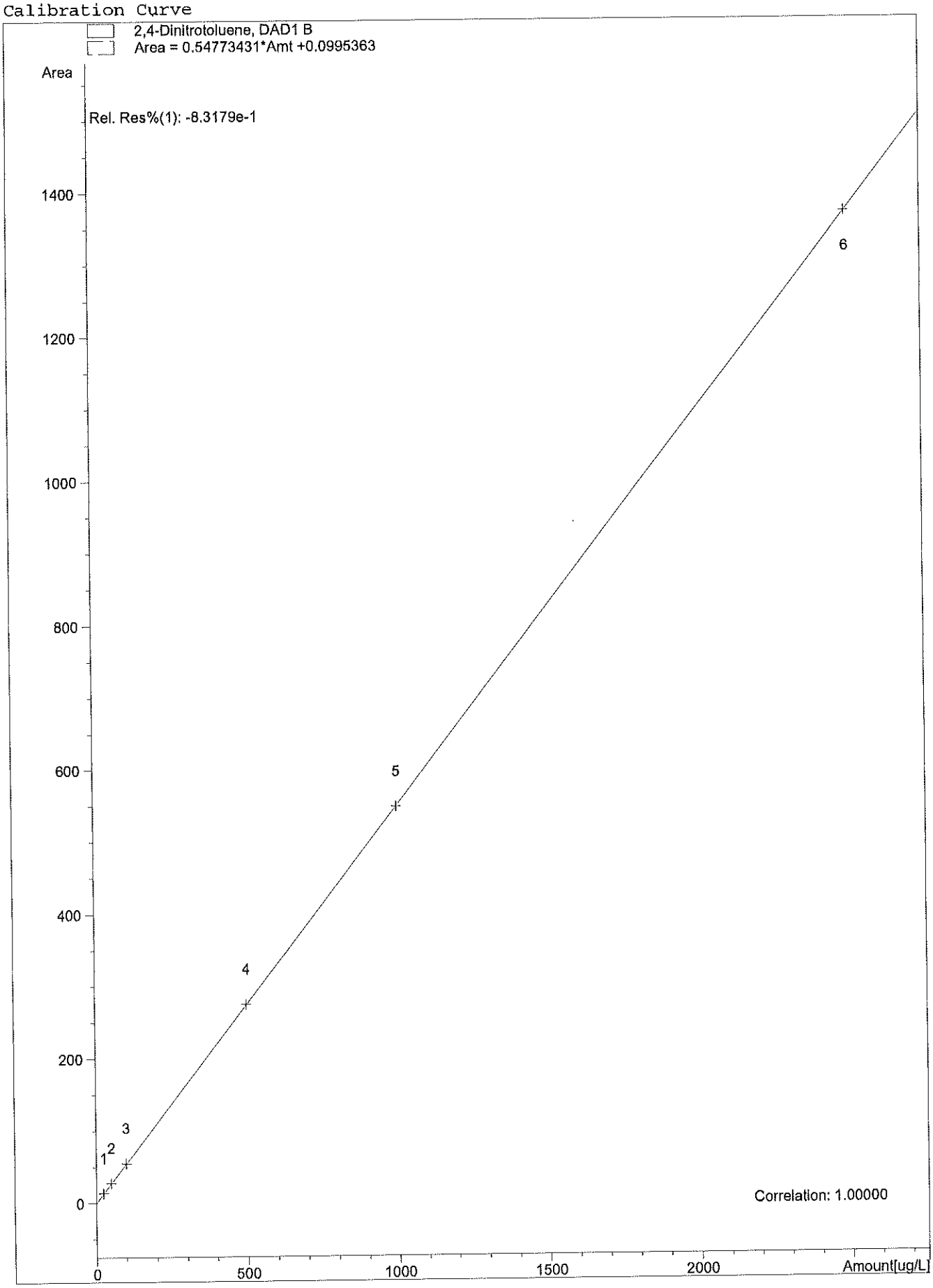

Calibration Curve

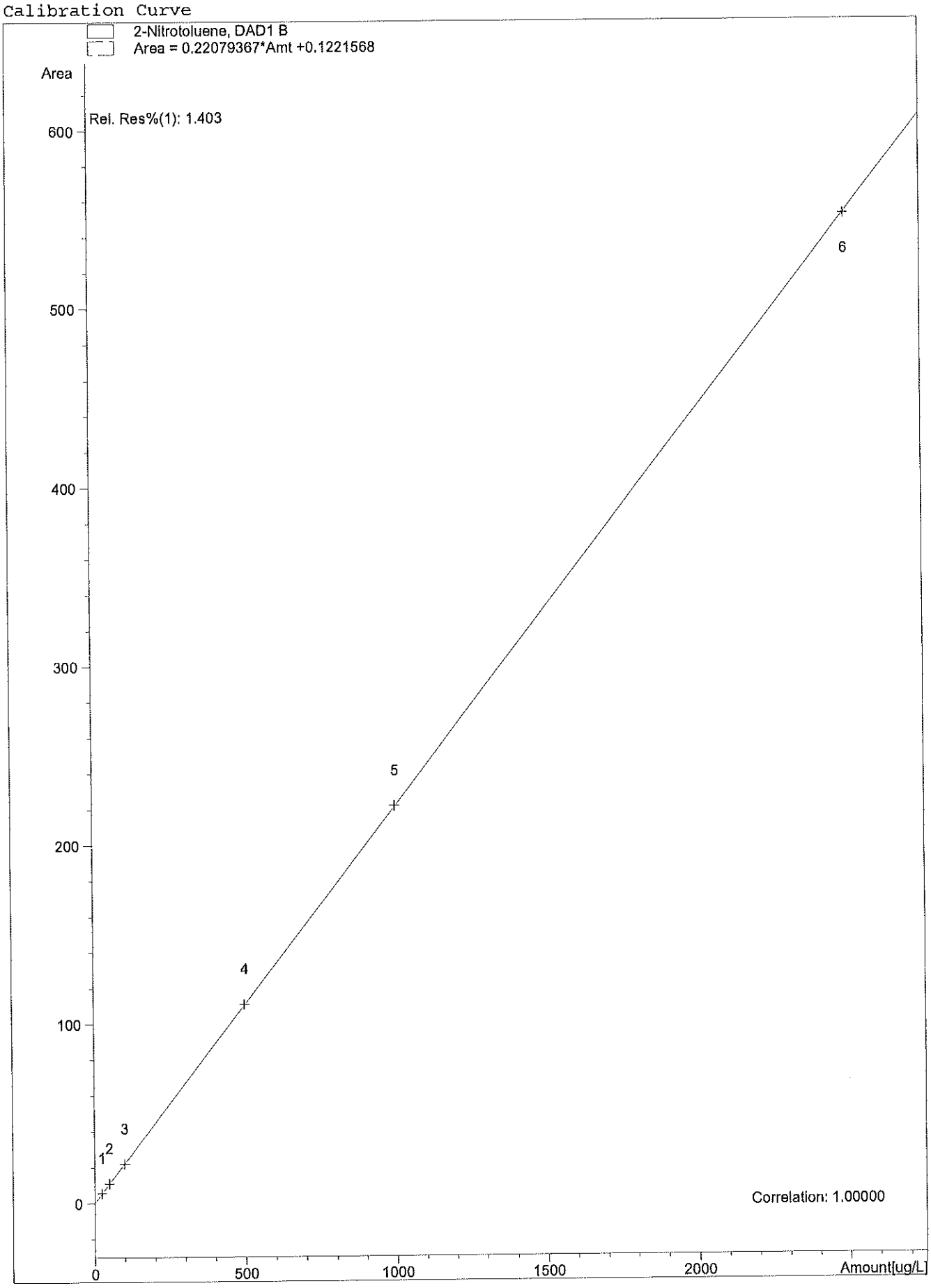

Calibration Curve

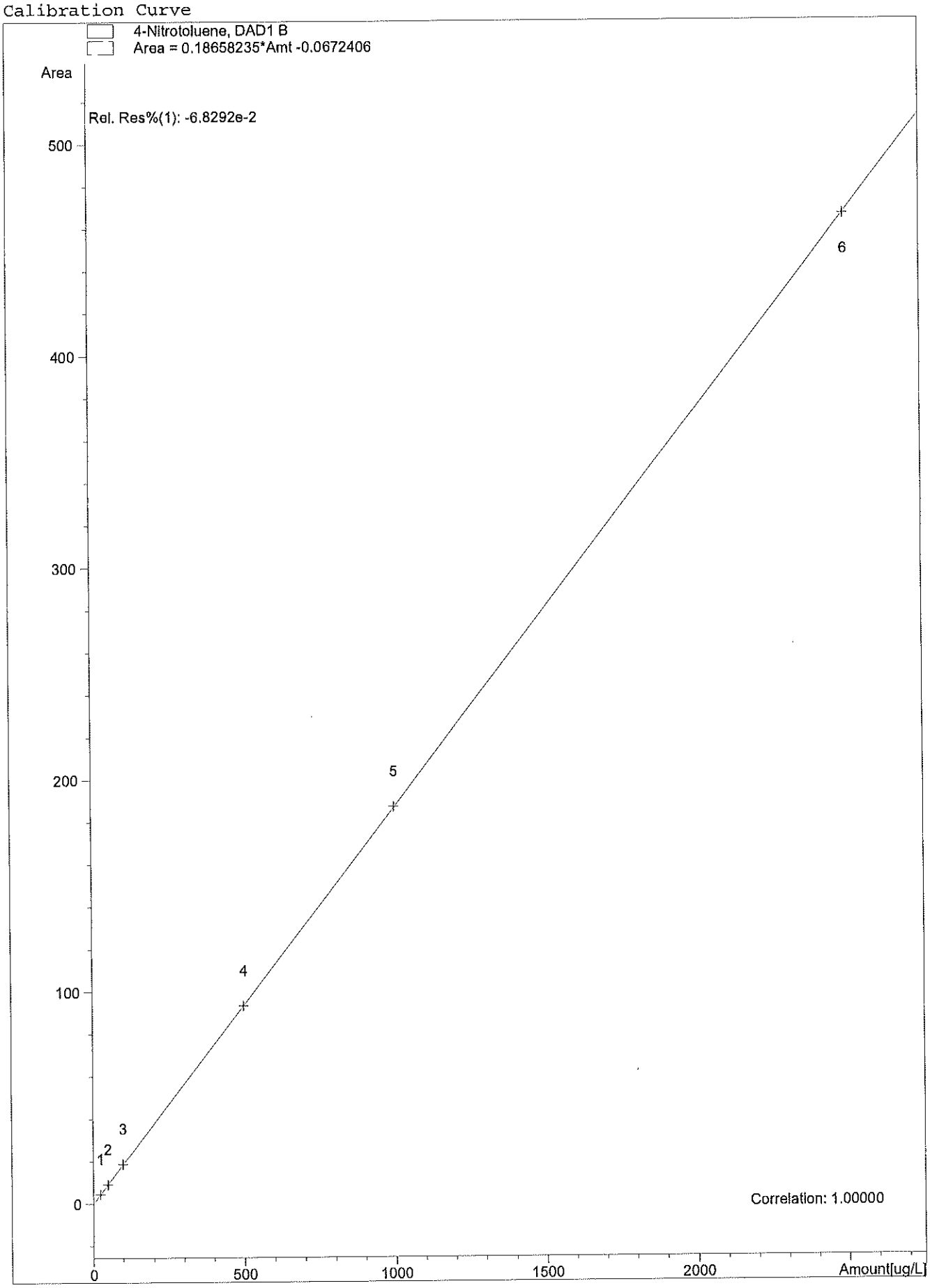

Calibration Curve

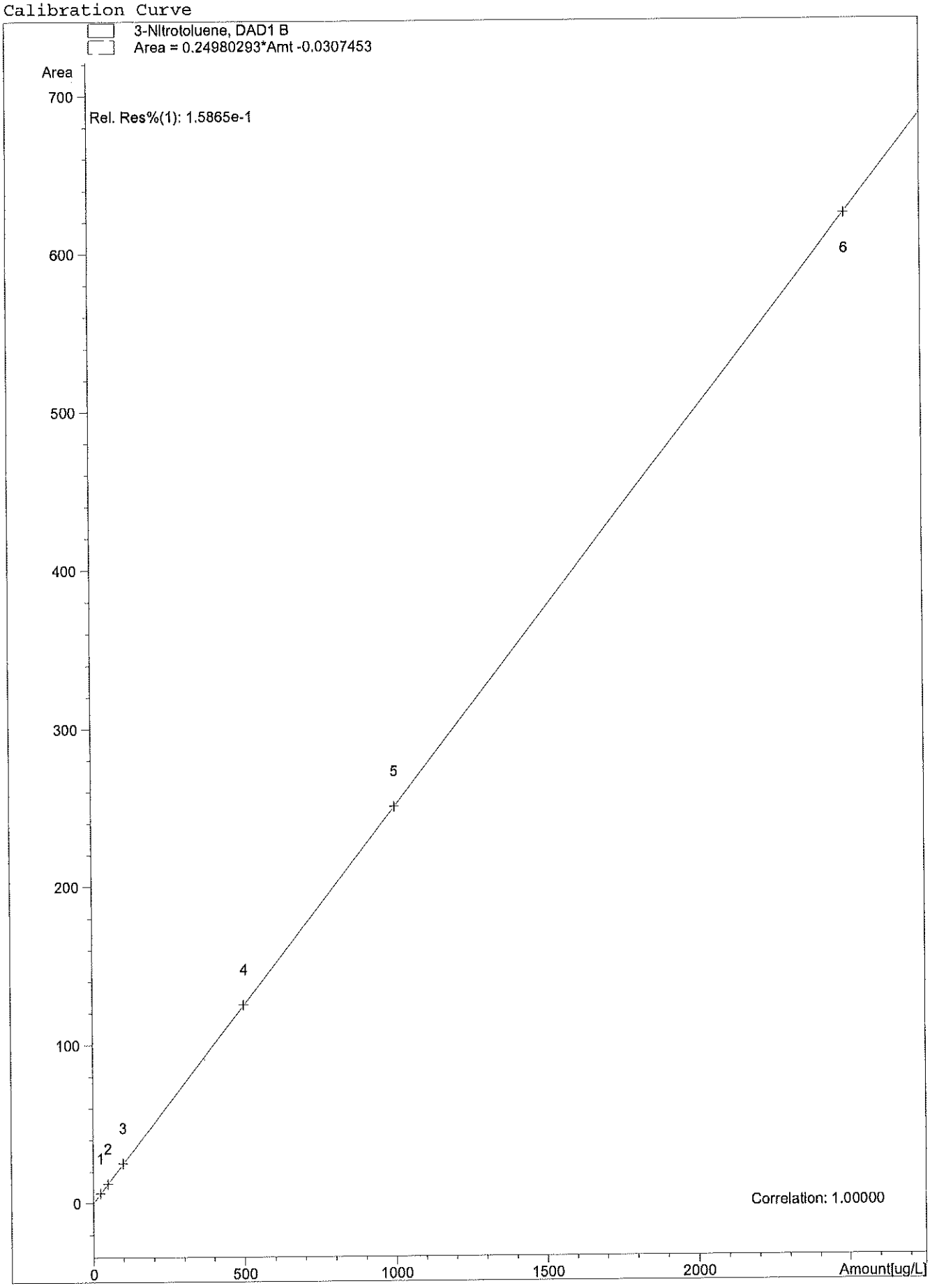

Calibration Curve

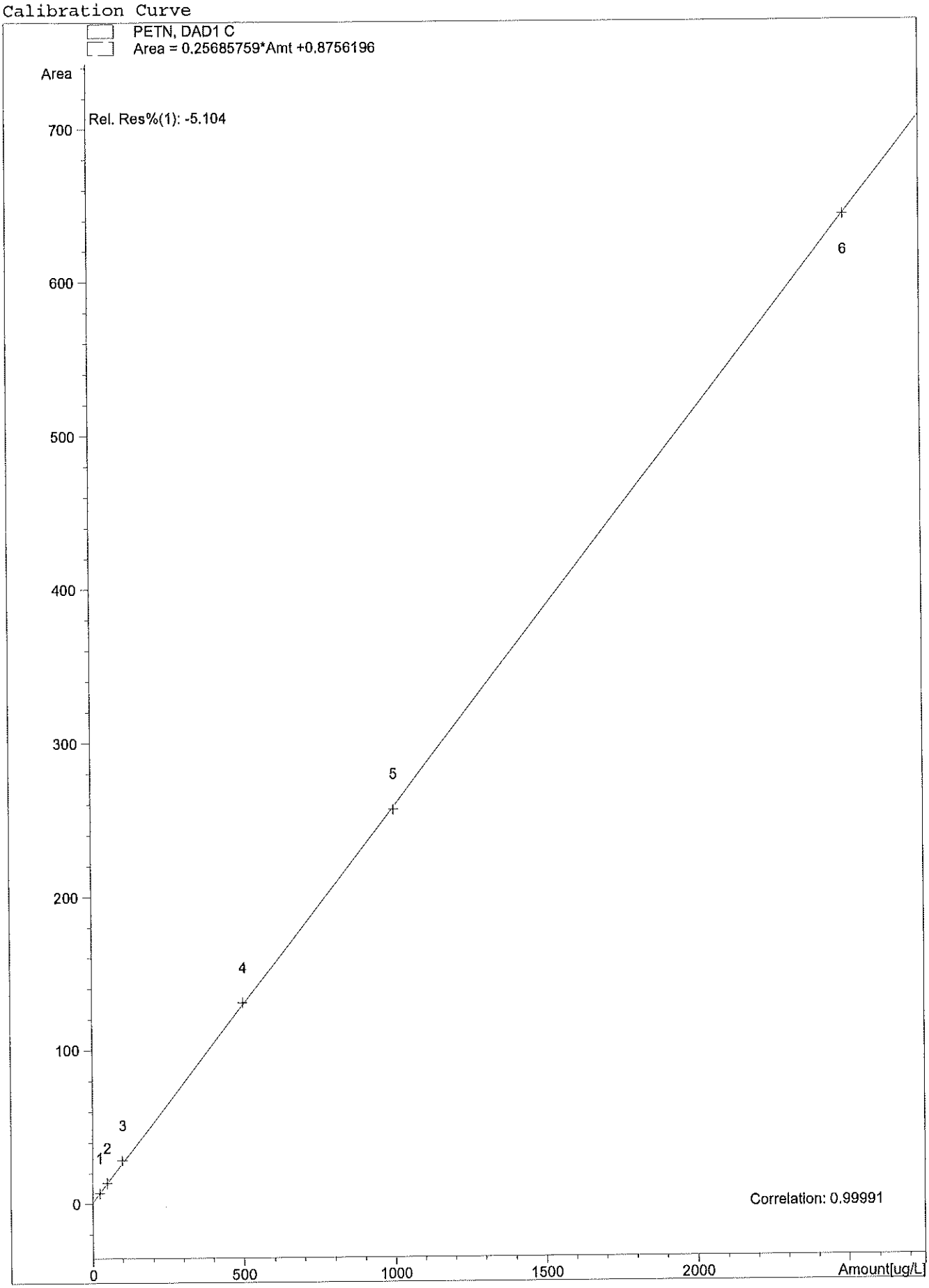

Data Review Report

Printed: 04/01/2021 5:06 pr

Analysis	Analyte	CalResult	True Value	% D	% Rec
Lab ID: S1C0592-CAL1 Cal Standard					
8330 Explosives	1,3,5-Trinitrobenzene	2496.88	2500.0	-0.12	99.88
	1,3-Dinitrobenzene	2497.66	2500.0	-0.09	99.91
	2,4,6-Trinitrotoluene	2498.29	2500.0	-0.07	99.93
	2,4-Dinitrotoluene	2500.29	2500.0	0.01	100.01
	2,6-Dinitrotoluene	2499.72	2500.0	-0.01	99.99
	2-Amino-4,6-dinitrotoluene (2-am-dnt)	2499.83	2500.0	-0.01	99.99
	2-Nitrotoluene	2496.82	2500.0	-0.13	99.87
	3-Nitrotoluene	2497.31	2500.0	-0.11	99.89
	4-Amino-2,6-dinitrotoluene	2502.09	2500.0	0.08	100.08
	4-Nitrotoluene	2497.38	2500.0	-0.10	99.90
	HMX	2501.86	2500.0	0.07	100.07
	Nitrobenzene	2497.84	2500.0	-0.09	99.91
	PETN	2497.12	2500.0	-0.12	99.88
	RDX	2509.44	2500.0	0.38	100.38
	Tetryl	2497.22	2500.0	-0.11	99.89
	1,2-Dinitrobenzene	2494.70	2500.0	-0.21	99.79
8330 Explosives DOD	1,3,5-Trinitrobenzene	2496.88	2500.0	-0.12	99.88
	1,3-Dinitrobenzene	2497.66	2500.0	-0.09	99.91
	2,4,6-Trinitrotoluene	2498.29	2500.0	-0.07	99.93
	2,4-Dinitrotoluene	2500.29	2500.0	0.01	100.01
	2,6-Dinitrotoluene	2499.72	2500.0	-0.01	99.99
	2-Amino-4,6-dinitrotoluene (2-am-dnt)	2499.83	2500.0	-0.01	99.99
	2-Nitrotoluene	2496.82	2500.0	-0.13	99.87
	3-Nitrotoluene	2497.31	2500.0	-0.11	99.89
	4-Amino-2,6-dinitrotoluene	2502.09	2500.0	0.08	100.08
	4-Nitrotoluene	2497.38	2500.0	-0.10	99.90
	HMX	2501.86	2500.0	0.07	100.07
	Nitrobenzene	2497.84	2500.0	-0.09	99.91
	PETN	2497.12	2500.0	-0.12	99.88
	RDX	2509.44	2500.0	0.38	100.38
	Tetryl	2497.22	2500.0	-0.11	99.89
	1,2-Dinitrobenzene	2494.70	2500.0	-0.21	99.79
Lab ID: S1C0592-CAL2 Cal Standard					
8330 Explosives	1,3,5-Trinitrobenzene	1001.49	1000.0	0.15	100.15
	1,3-Dinitrobenzene	1001.42	1000.0	0.14	100.14
	2,4,6-Trinitrotoluene	1002.76	1000.0	0.28	100.28
	2,4-Dinitrotoluene	998.30	1000.0	-0.17	99.83
	2,6-Dinitrotoluene	999.64	1000.0	-0.04	99.96
	2-Amino-4,6-dinitrotoluene (2-am-dnt)	1002.11	1000.0	0.21	100.21
	2-Nitrotoluene	1002.35	1000.0	0.24	100.24
	3-Nitrotoluene	1000.83	1000.0	0.08	100.08
	4-Amino-2,6-dinitrotoluene	1003.51	1000.0	0.35	100.35
	4-Nitrotoluene	1002.47	1000.0	0.25	100.25
	HMX	1002.34	1000.0	0.23	100.23
	Nitrobenzene	1002.30	1000.0	0.23	100.23
	PETN	993.36	1000.0	-0.66	99.34
	RDX	998.12	1000.0	-0.19	99.81

Data Review Report
(Continued)

Printed: 04/01/2021 5:06 pr

Analysis	Analyte	CalResult	True Value	% D	% Rec
Lab ID: S1C0592-CAL2 Cal Standard (Continued)					
8330 Explosives (Continued)	Tetryl	1002.46	1000.0	0.25	100.25
	1,2-Dinitrobenzene	1004.31	1000.0	0.43	100.43
8330 Explosives DOD	1,3,5-Trinitrobenzene	1001.49	1000.0	0.15	100.15
	1,3-Dinitrobenzene	1001.42	1000.0	0.14	100.14
	2,4,6-Trinitrotoluene	1002.76	1000.0	0.28	100.28
	2,4-Dinitrotoluene	998.30	1000.0	-0.17	99.83
	2,6-Dinitrotoluene	999.64	1000.0	-0.04	99.96
	2-Amino-4,6-dinitrotoluene (2-am-dnt)	1002.11	1000.0	0.21	100.21
	2-Nitrotoluene	1002.35	1000.0	0.24	100.24
	3-Nitrotoluene	1000.83	1000.0	0.08	100.08
	4-Amino-2,6-dinitrotoluene	1003.51	1000.0	0.35	100.35
	4-Nitrotoluene	1002.47	1000.0	0.25	100.25
	HMX	1002.34	1000.0	0.23	100.23
	Nitrobenzene	1002.30	1000.0	0.23	100.23
	PETN	993.36	1000.0	-0.66	99.34
	RDX	998.12	1000.0	-0.19	99.81
	Tetryl	1002.46	1000.0	0.25	100.25
	1,2-Dinitrobenzene	1004.31	1000.0	0.43	100.43
Lab ID: S1C0592-CAL3 Cal Standard					
8330 Explosives	1,3,5-Trinitrobenzene	501.85	500.00	0.37	100.37
	1,3-Dinitrobenzene	501.36	500.00	0.27	100.27
	2,4,6-Trinitrotoluene	498.68	500.00	-0.26	99.74
	2,4-Dinitrotoluene	501.15	500.00	0.23	100.23
	2,6-Dinitrotoluene	499.98	500.00	0.00	100.00
	2-Amino-4,6-dinitrotoluene (2-am-dnt)	498.96	500.00	-0.21	99.79
	2-Nitrotoluene	501.76	500.00	0.35	100.35
	3-Nitrotoluene	501.60	500.00	0.32	100.32
	4-Amino-2,6-dinitrotoluene	494.92	500.00	-1.02	98.98
	4-Nitrotoluene	499.87	500.00	-0.03	99.97
	HMX	497.00	500.00	-0.60	99.40
	Nitrobenzene	500.24	500.00	0.05	100.05
	PETN	504.81	500.00	0.96	100.96
	RDX	496.88	500.00	-0.62	99.38
	Tetryl	501.17	500.00	0.23	100.23
	1,2-Dinitrobenzene	501.51	500.00	0.30	100.30
8330 Explosives DOD	1,3,5-Trinitrobenzene	501.85	500.00	0.37	100.37
	1,3-Dinitrobenzene	501.36	500.00	0.27	100.27
	2,4,6-Trinitrotoluene	498.68	500.00	-0.26	99.74
	2,4-Dinitrotoluene	501.15	500.00	0.23	100.23
	2,6-Dinitrotoluene	499.98	500.00	0.00	100.00
	2-Amino-4,6-dinitrotoluene (2-am-dnt)	498.96	500.00	-0.21	99.79
	2-Nitrotoluene	501.76	500.00	0.35	100.35
	3-Nitrotoluene	501.60	500.00	0.32	100.32
	4-Amino-2,6-dinitrotoluene	494.92	500.00	-1.02	98.98
	4-Nitrotoluene	499.87	500.00	-0.03	99.97
	HMX	497.00	500.00	-0.60	99.40
	Nitrobenzene	500.24	500.00	0.05	100.05

Data Review Report
(Continued)

Printed: 04/01/2021 5:06 pr

Analysis	Analyte	CalResult	True Value	% D	% Rec
Lab ID: S1C0592-CAL3 Cal Standard (Continued)					
8330 Explosives DOD (Continue	PETN	504.81	500.00	0.96	100.96
	RDX	496.88	500.00	-0.62	99.38
	Tetryl	501.17	500.00	0.23	100.23
	1,2-Dinitrobenzene	501.51	500.00	0.30	100.30
Lab ID: S1C0592-CAL4 Cal Standard					
8330 Explosives	1,3,5-Trinitrobenzene	99.81	100.00	-0.19	99.81
	1,3-Dinitrobenzene	99.63	100.00	-0.37	99.63
	2,4,6-Trinitrotoluene	100.01	100.00	0.01	100.01
	2,4-Dinitrotoluene	100.18	100.00	0.18	100.18
	2,6-Dinitrotoluene	100.61	100.00	0.61	100.61
	2-Amino-4,6-dinitrotoluene (2-am-dnt)	99.14	100.00	-0.86	99.14
	2-Nitrotoluene	99.32	100.00	-0.68	99.32
	3-Nitrotoluene	100.90	100.00	0.90	100.90
	4-Amino-2,6-dinitrotoluene	99.27	100.00	-0.73	99.27
	4-Nitrotoluene	100.64	100.00	0.64	100.64
	HMX	98.76	100.00	-1.24	98.76
	Nitrobenzene	99.60	100.00	-0.40	99.60
	PETN	106.69	100.00	6.69	106.69
	RDX	94.28	100.00	-5.72	94.28
	Tetryl	99.12	100.00	-0.88	99.12
	1,2-Dinitrobenzene	99.39	100.00	-0.61	99.39
8330 Explosives DOD	1,3,5-Trinitrobenzene	99.81	100.00	-0.19	99.81
	1,3-Dinitrobenzene	99.63	100.00	-0.37	99.63
	2,4,6-Trinitrotoluene	100.01	100.00	0.01	100.01
	2,4-Dinitrotoluene	100.18	100.00	0.18	100.18
	2,6-Dinitrotoluene	100.61	100.00	0.61	100.61
	2-Amino-4,6-dinitrotoluene (2-am-dnt)	99.14	100.00	-0.86	99.14
	2-Nitrotoluene	99.32	100.00	-0.68	99.32
	3-Nitrotoluene	100.90	100.00	0.90	100.90
	4-Amino-2,6-dinitrotoluene	99.27	100.00	-0.73	99.27
	4-Nitrotoluene	100.64	100.00	0.64	100.64
	HMX	98.76	100.00	-1.24	98.76
	Nitrobenzene	99.60	100.00	-0.40	99.60
	PETN	106.69	100.00	6.69	106.69
	RDX	94.28	100.00	-5.72	94.28
	Tetryl	99.12	100.00	-0.88	99.12
	1,2-Dinitrobenzene	99.39	100.00	-0.61	99.39
Lab ID: S1C0592-CAL5 Cal Standard					
8330 Explosives	1,3,5-Trinitrobenzene	50.04	50.000	0.08	100.08
	1,3-Dinitrobenzene	49.84	50.000	-0.32	99.68
	2,4,6-Trinitrotoluene	50.48	50.000	0.96	100.96
	2,4-Dinitrotoluene	50.29	50.000	0.59	100.59
	2,6-Dinitrotoluene	50.38	50.000	0.77	100.77
	2-Amino-4,6-dinitrotoluene (2-am-dnt)	49.49	50.000	-1.02	98.98
	2-Nitrotoluene	49.39	50.000	-1.21	98.79
	3-Nitrotoluene	49.32	50.000	-1.36	98.64

Data Review Report
(Continued)

Printed: 04/01/2021 5:06 pı

Analysis	Analyte	CalResult	True Value	% D	% Rec
Lab ID: S1C0592-CAL5 Cal Standard (Continued)					
8330 Explosives (Continued)	4-Amino-2,6-dinitrotoluene	49.76	50.000	-0.49	99.51
	4-Nitrotoluene	49.65	50.000	-0.69	99.31
	HMX	49.30	50.000	-1.40	98.60
	Nitrobenzene	49.94	50.000	-0.12	99.88
	PETN	49.46	50.000	-1.07	98.93
	RDX	49.47	50.000	-1.06	98.94
	Tetryl	49.82	50.000	-0.36	99.64
	1,2-Dinitrobenzene	50.12	50.000	0.25	100.25
8330 Explosives DOD	1,3,5-Trinitrobenzene	50.04	50.000	0.08	100.08
	1,3-Dinitrobenzene	49.84	50.000	-0.32	99.68
	2,4,6-Trinitrotoluene	50.48	50.000	0.96	100.96
	2,4-Dinitrotoluene	50.29	50.000	0.59	100.59
	2,6-Dinitrotoluene	50.38	50.000	0.77	100.77
	2-Amino-4,6-dinitrotoluene (2-am-dnt)	49.49	50.000	-1.02	98.98
	2-Nitrotoluene	49.39	50.000	-1.21	98.79
	3-Nitrotoluene	49.32	50.000	-1.36	98.64
	4-Amino-2,6-dinitrotoluene	49.76	50.000	-0.49	99.51
	4-Nitrotoluene	49.65	50.000	-0.69	99.31
	HMX	49.30	50.000	-1.40	98.60
	Nitrobenzene	49.94	50.000	-0.12	99.88
	PETN	49.46	50.000	-1.07	98.93
	RDX	49.47	50.000	-1.06	98.94
	Tetryl	49.82	50.000	-0.36	99.64
	1,2-Dinitrobenzene	50.12	50.000	0.25	100.25
Lab ID: S1C0592-CAL6 Cal Standard					
8330 Explosives	1,3,5-Trinitrobenzene	24.93	25.000	-0.29	99.71
	1,3-Dinitrobenzene	25.09	25.000	0.37	100.37
	2,4,6-Trinitrotoluene	24.77	25.000	-0.91	99.09
	2,4-Dinitrotoluene	24.79	25.000	-0.84	99.16
	2,6-Dinitrotoluene	24.67	25.000	-1.32	98.68
	2-Amino-4,6-dinitrotoluene (2-am-dnt)	25.47	25.000	1.88	101.88
	2-Nitrotoluene	25.36	25.000	1.43	101.43
	3-Nitrotoluene	25.04	25.000	0.16	100.16
	4-Amino-2,6-dinitrotoluene	25.45	25.000	1.80	101.80
	4-Nitrotoluene	24.98	25.000	-0.07	99.93
	HMX	25.73	25.000	2.93	102.93
	Nitrobenzene	25.08	25.000	0.32	100.32
	PETN	23.55	25.000	-5.80	94.20
	RDX	26.80	25.000	7.21	107.21
	Tetryl	25.22	25.000	0.87	100.87
	1,2-Dinitrobenzene	24.96	25.000	-0.16	99.84
8330 Explosives DOD	1,3,5-Trinitrobenzene	24.93	25.000	-0.29	99.71
	1,3-Dinitrobenzene	25.09	25.000	0.37	100.37
	2,4,6-Trinitrotoluene	24.77	25.000	-0.91	99.09
	2,4-Dinitrotoluene	24.79	25.000	-0.84	99.16
	2,6-Dinitrotoluene	24.67	25.000	-1.32	98.68
	2-Amino-4,6-dinitrotoluene (2-am-dnt)	25.47	25.000	1.88	101.88

Data Review Report
(Continued)

Printed: 04/01/2021 5:06 pr

Analysis	Analyte	CalResult	True Value	% D	% Rec
Lab ID: S1C0592-CAL6 Cal Standard (Continued)					
8330 Explosives DOD (Continue	2-Nitrotoluene	25.36	25.000	1.43	101.43
	3-Nitrotoluene	25.04	25.000	0.16	100.16
	4-Amino-2,6-dinitrotoluene	25.45	25.000	1.80	101.80
	4-Nitrotoluene	24.98	25.000	-0.07	99.93
	HMX	25.73	25.000	2.93	102.93
	Nitrobenzene	25.08	25.000	0.32	100.32
	PETN	23.55	25.000	-5.80	94.20
	RDX	26.80	25.000	7.21	107.21
	Tetryl	25.22	25.000	0.87	100.87
	1,2-Dinitrobenzene	24.96	25.000	-0.16	99.84

Method C:\CHEM32\1\METHODS\8330DATA.M

Calibration Table

General Calibration Setting

Calib. Data Modified : Thursday, April 01, 2021 11:41:31 PM
Signals calculated separately : No

Rel. Reference Window : 0.000 %
Abs. Reference Window : 0.400 min
Rel. Non-ref. Window : 0.000 %
Abs. Non-ref. Window : 0.500 min
Uncalibrated Peaks : not reported
Partial Calibration : Yes, identified peaks are recalibrated
Correct All Ret. Times: Yes, even for non-identified peaks

Curve Type : Linear
Origin : Ignored
Weight : Linear (Resp)

Recalibration Settings:
Average Response : Average all calibrations
Average Retention Time: Floating Average New 75%

Calibration Report Options :
Printout of recalibrations within a sequence:
Calibration Table after Recalibration
Normal Report after Recalibration
If the sequence is done with bracketing:
Results of first cycle (ending previous bracket)

Signal Details

Signal 1: DAD1 B, Sig=254,16 Ref=360,100

Overview Table

RT	Sig	Lvl	Amount [ug/L]	Area	Rsp.Factor	Ref	ISTD	#	Compound
8.021	1	1	25.00000	5.32212	4.69738	No	No		HMX
		2	50.00000	9.34768	5.34892				
		3	100.00000	17.84794	5.60289				
		4	500.00000	85.52922	5.84596				
		5	1000.00000	168.58925	5.93158				

Method C:\CHEM32\1\METHODS\8330DATA.M

RT	Sig	Lvl	Amount [ug/L]	Area	Rsp.Factor	Ref	ISTD	#	Compound
		6	2500.00000	416.07462	6.00854				
11.823	1	1	25.00000	4.70871	5.30931	No	No		RDX
		2	50.00000	8.91248	5.61011				
		3	100.00000	18.11518	5.52023				
		4	500.00000	90.82465	5.50511				
		5	1000.00000	181.19002	5.51907				
		6	2500.00000	452.15326	5.52910				
12.273	1	1	25.00000	10.34519	2.41658	No	No		1,3,5-Trinitrobenzene
		2	50.00000	20.53619	2.43473				
		3	100.00000	41.63564	2.40179				
		4	500.00000	209.51237	2.38649				
		5	1000.00000	418.22992	2.39103				
		6	2500.00000	1040.80347	2.40199				
14.060	1	1	25.00000	6.44639	3.87814	No	No		1,2-Dinitrobenzene
		2	50.00000	13.03892	3.83467				
		3	100.00000	26.29048	3.80366				
		4	500.00000	132.34601	3.77798				
		5	1000.00000	265.00568	3.77350				
		6	2500.00000	660.51001	3.78495				
15.028	1	1	25.00000	14.39548	1.73666	No	No		1,3-Dinitrobenzene
		2	50.00000	28.83583	1.73395				
		3	100.00000	58.37860	1.71296				
		4	500.00000	292.90503	1.70704				
		5	1000.00000	586.66351	1.70455				
		6	2500.00000	1461.89624	1.71011				
15.960	1	1	25.00000	9.07996	2.75332	No	No		Nitrobenzene
		2	50.00000	18.65527	2.68021				
		3	100.00000	37.55727	2.66260				
		4	500.00000	191.26222	2.61421				
		5	1000.00000	383.66293	2.60645				
		6	2500.00000	960.26160	2.60346				
19.365	1	1	25.00000	10.42818	2.39735	No	No		2,4,6-Trinitrotoluene
		2	50.00000	20.75630	2.40891				
		3	100.00000	40.49722	2.46931				
		4	500.00000	200.41702	2.49480				
		5	1000.00000	401.36154	2.49152				
		6	2500.00000	997.40802	2.50650				
20.006	1	1	25.00000	7.00228	3.57027	No	No		Tetryl
		2	50.00000	14.38133	3.47673				
		3	100.00000	29.51302	3.38833				
		4	500.00000	150.90971	3.31324				
		5	1000.00000	305.48425	3.27349				
		6	2500.00000	762.61792	3.27818				
22.156	1	1	25.00000	6.53700	3.82438	No	No		2,6-Dinitrotoluene
		2	50.00000	13.08433	3.82137				
		3	100.00000	26.52874	3.76950				
		4	500.00000	132.51852	3.77306				
		5	1000.00000	266.26199	3.75570				
		6	2500.00000	663.05798	3.77041				
23.499	1	1	25.00000	13.12327	1.90501	No	No		2,4-Dinitrotoluene
		2	50.00000	26.06503	1.91828				
		3	100.00000	52.54412	1.90316				
		4	500.00000	263.64203	1.89651				
		5	1000.00000	529.12445	1.88991				
		6	2500.00000	1317.32104	1.89779				
24.988	1	1	25.00000	5.29878	4.71807	No	No		2-Nitrotoluene
		2	50.00000	10.99025	4.54949				

Method C:\CHEM32\1\METHODS\8330DATA.M

RT	Sig	Lvl	Amount [ug/L]	Area	Rsp.Factor	Ref	ISTD	#	Compound
		3	100.00000	22.09312	4.52630				
		4	500.00000	111.69813	4.47635				
		5	1000.00000	225.40410	4.43648				
		6	2500.00000	561.99573	4.44843				
27.249	1	1	25.00000	4.56352	5.47822	No	No		4-Nitrotoluene
		2	50.00000	9.25493	5.40253				
		3	100.00000	18.31980	5.45857				
		4	500.00000	92.20401	5.42276				
		5	1000.00000	183.38731	5.45294				
		6	2500.00000	457.93475	5.45929				
29.134	1	1	25.00000	6.18038	4.04506	No	No		3-Nitrotoluene
		2	50.00000	12.38534	4.03703				
		3	100.00000	25.04603	3.99265				
		4	500.00000	125.15771	3.99496				
		5	1000.00000	250.53180	3.99151				
		6	2500.00000	623.39941	4.01027				
30.022	1	1	25.00000	5.90509	4.23364	No	No		4-Amino-2,6-Dinitrotoluene
		2	50.00000	11.50086	4.34750				
		3	100.00000	23.23747	4.30340				
		4	500.00000	117.41345	4.25846				
		5	1000.00000	234.60602	4.26247				
		6	2500.00000	584.76221	4.27524				
32.661	1	1	25.00000	8.68584	2.87825	No	No		2-Amino-4,6-Dinitrotoluene
		2	50.00000	17.54877	2.84920				
		3	100.00000	35.86147	2.78851				
		4	500.00000	179.68408	2.78266				
		5	1000.00000	358.63574	2.78834				
		6	2500.00000	894.48169	2.79491				

Peak Sum Table

No Entries in table

1 Warnings or Errors :

Warning : Overlapping peak time windows at 11.823 min, signal 1

Print of window 66: Calibration Curve

Calibration Curve

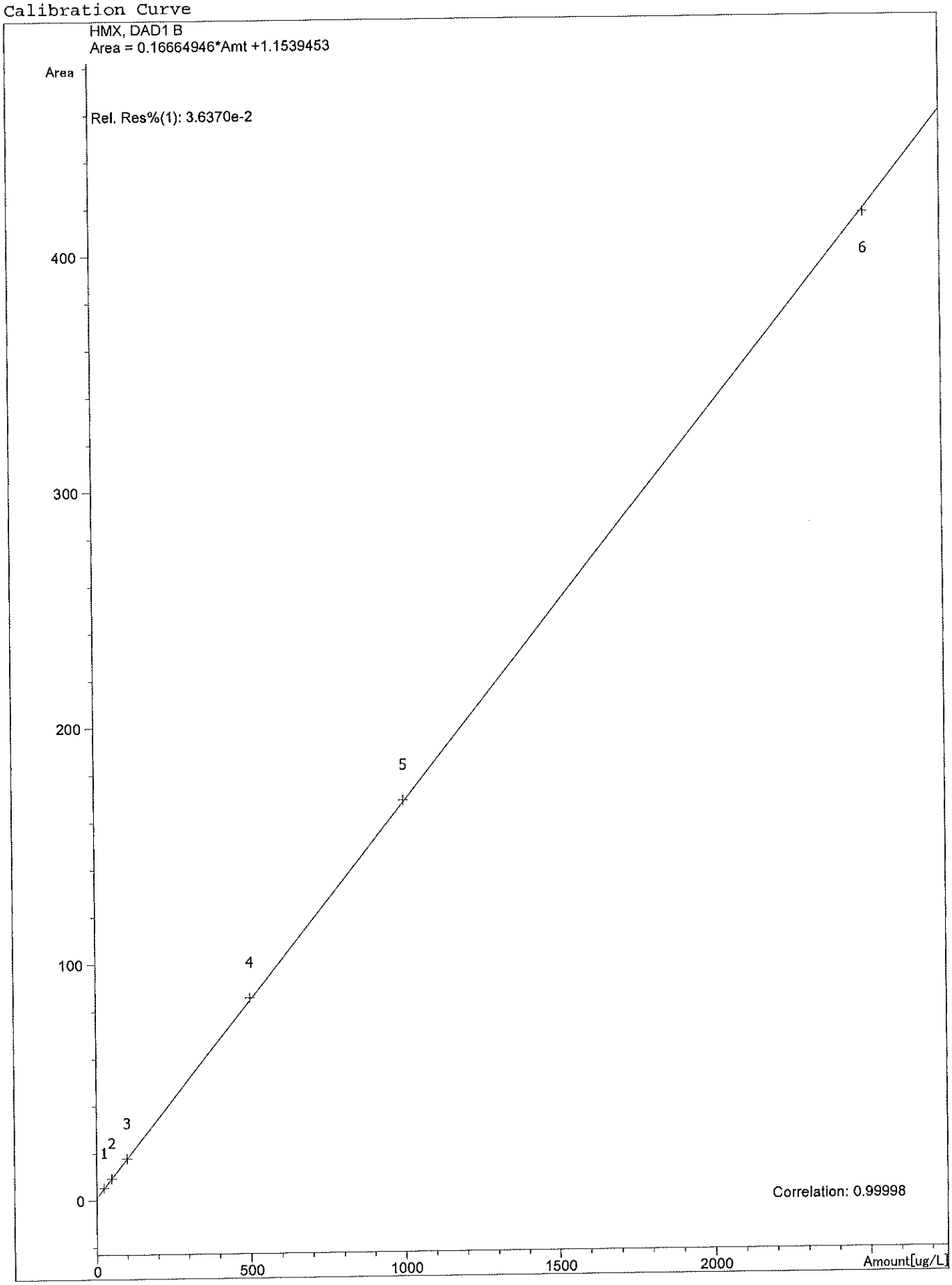

Print of window 66: Calibration Curve

Calibration Curve

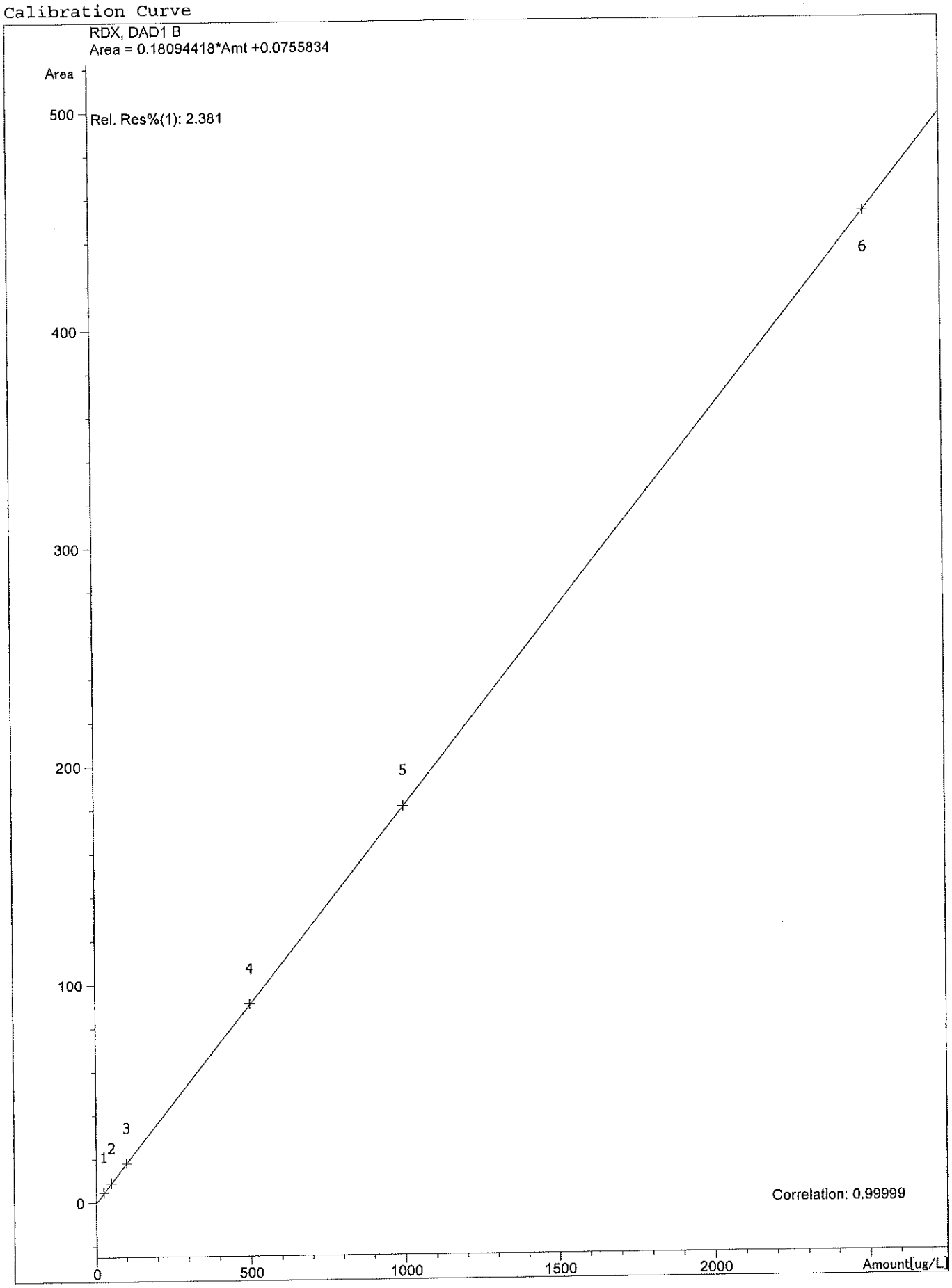

Print of window 66: Calibration Curve

Calibration Curve

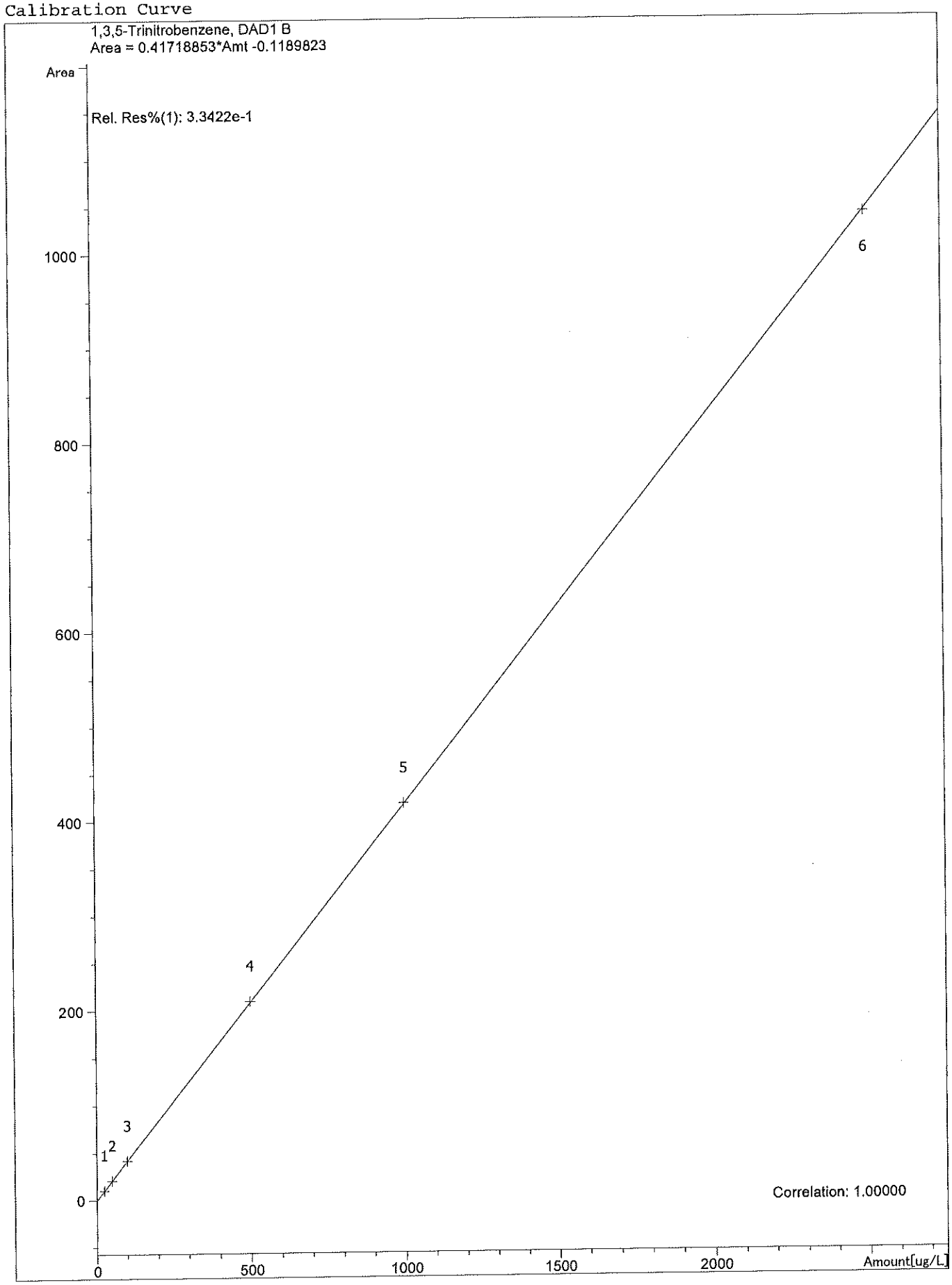

Print of window 66: Calibration Curve

Calibration Curve

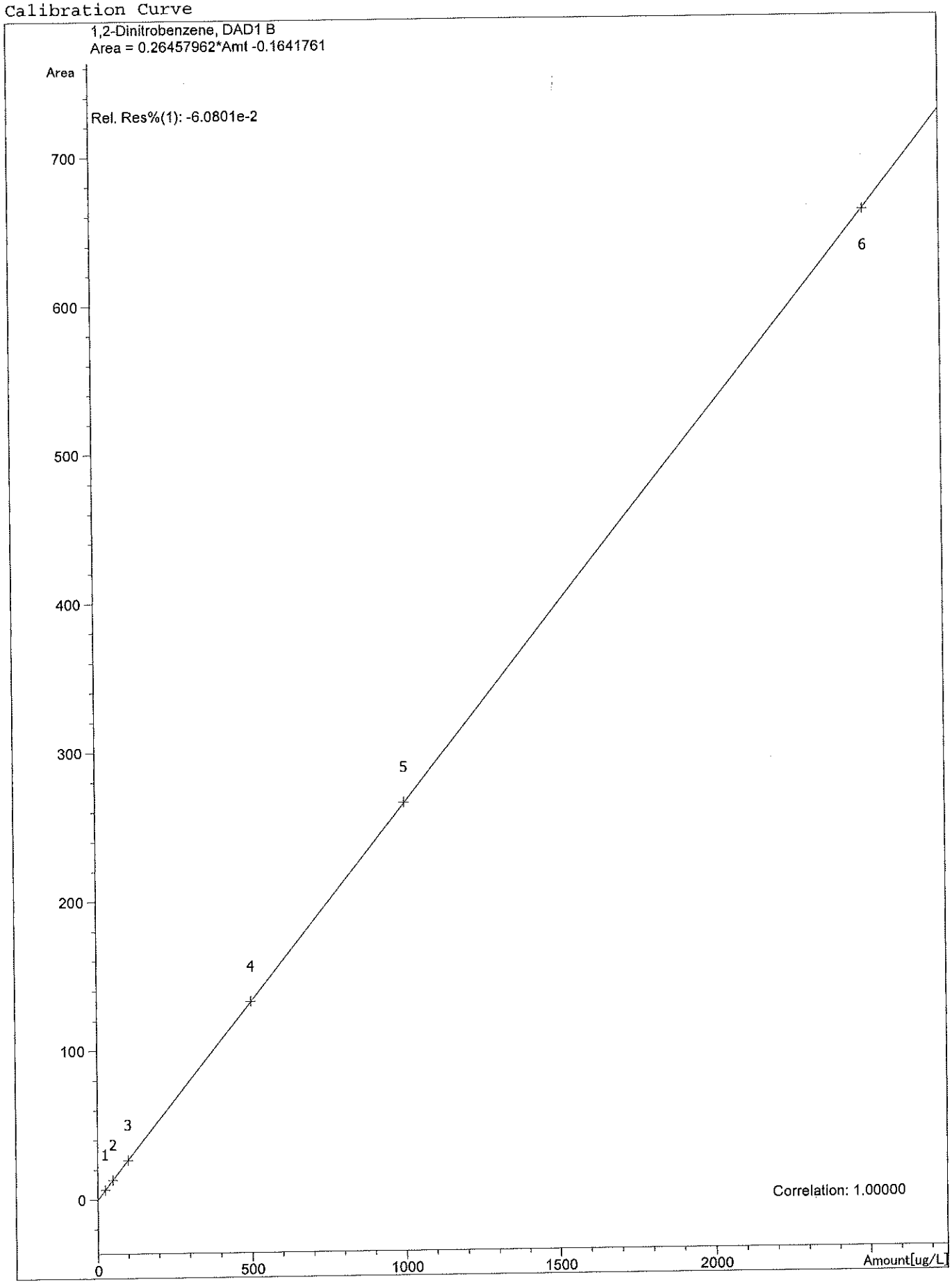

Print of window 66: Calibration Curve

Calibration Curve

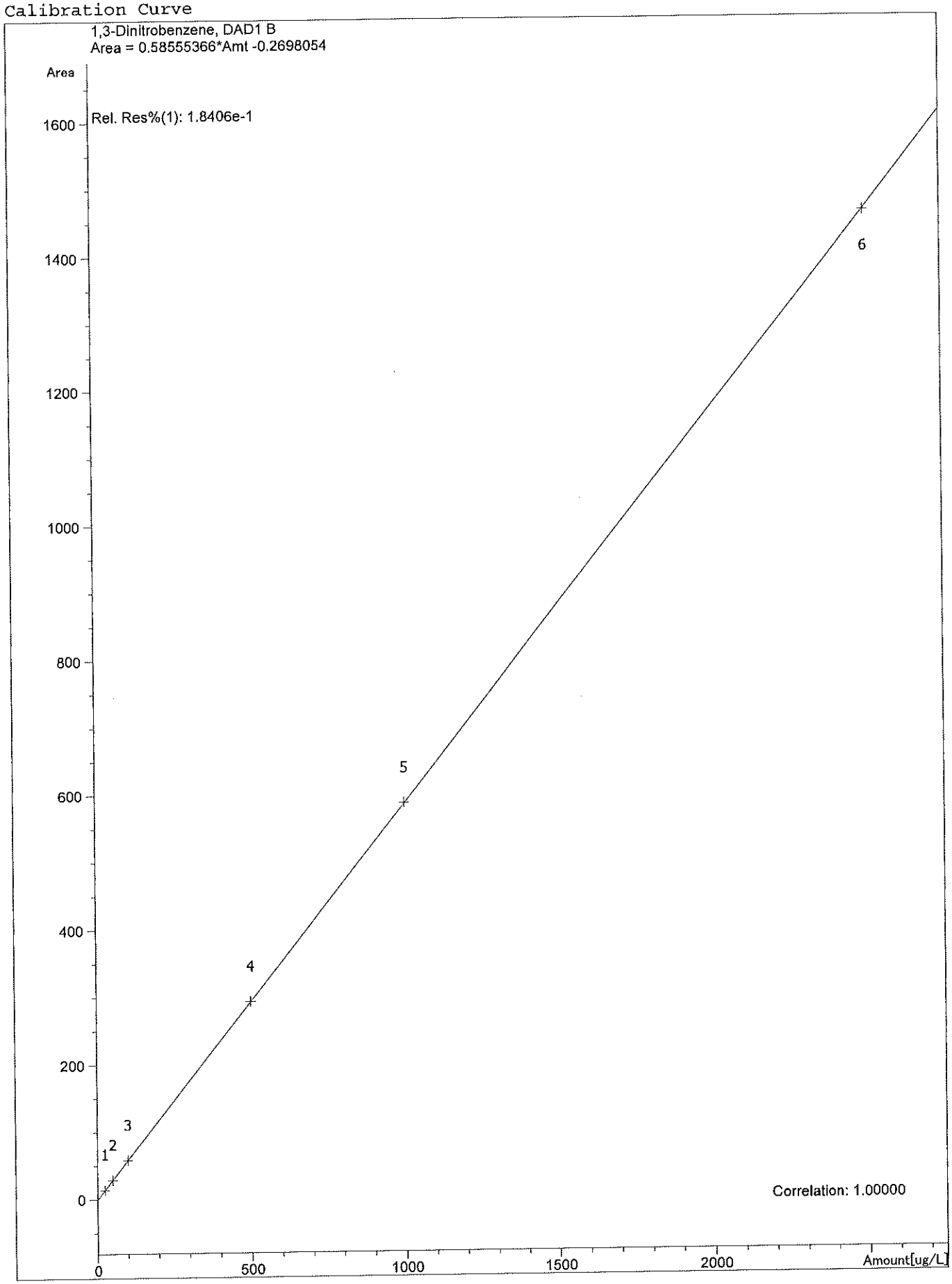

Print of window 66: Calibration Curve

Calibration Curve

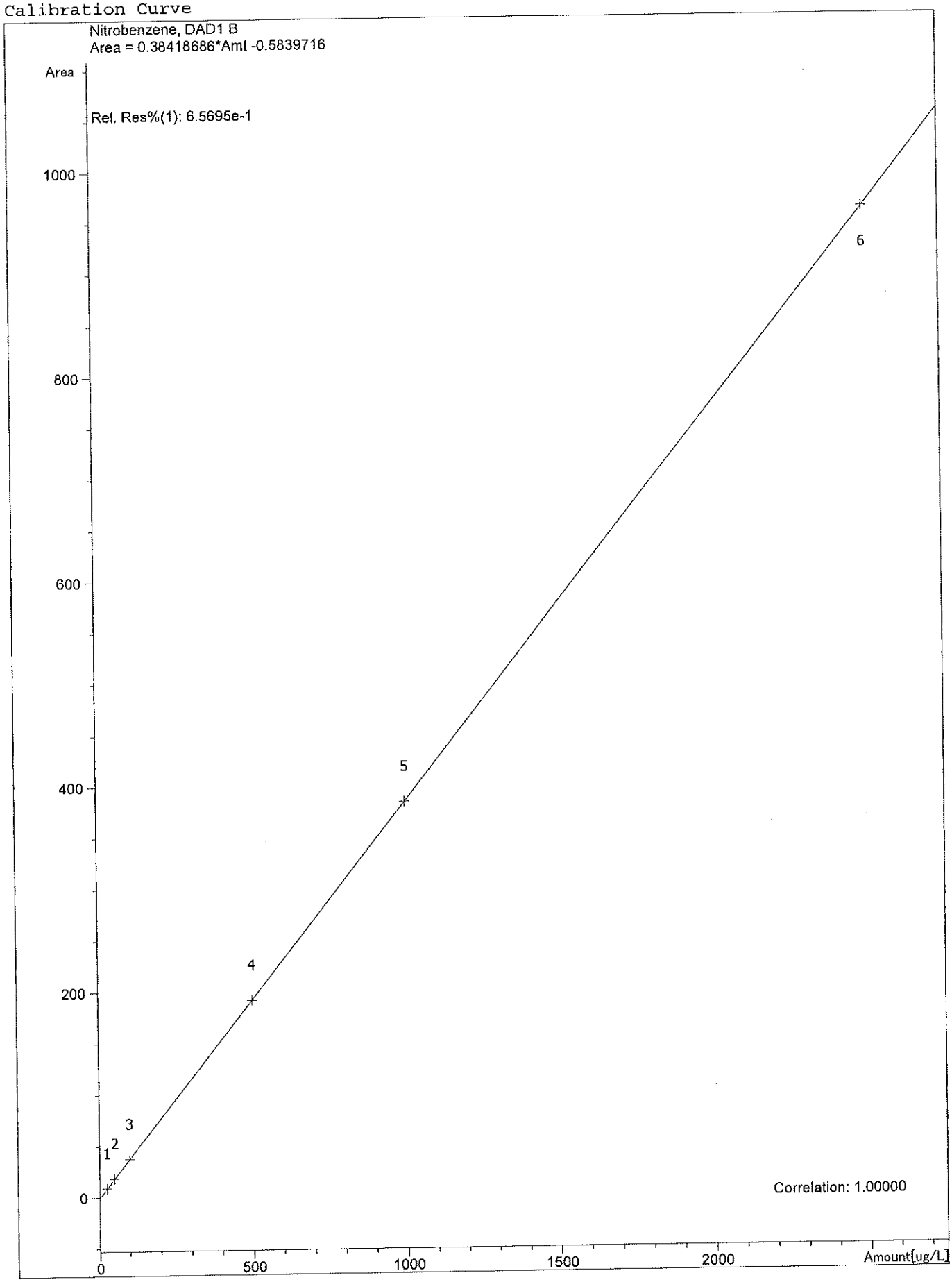

Calibration Curve

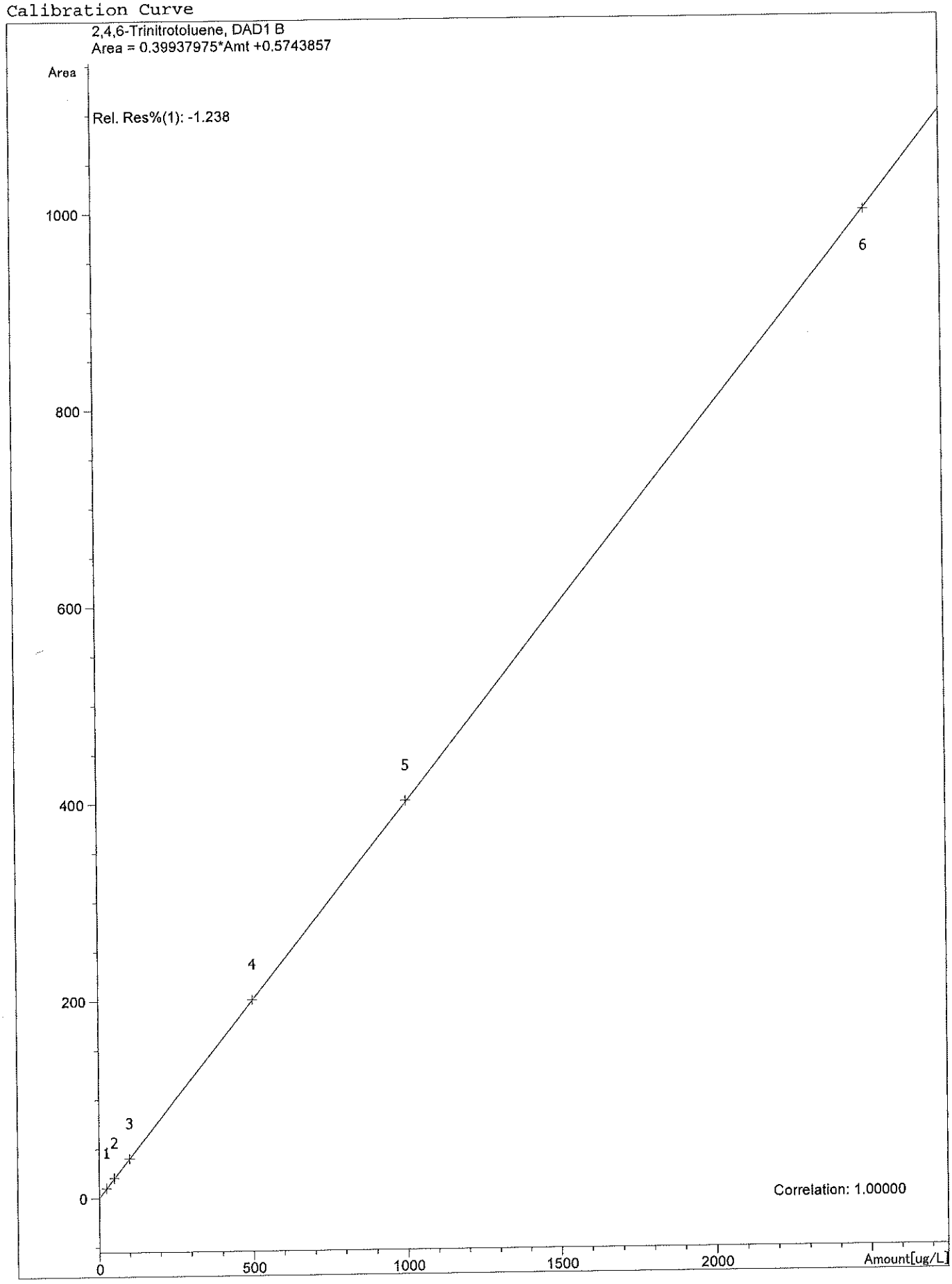

Print of window 66: Calibration Curve

Calibration Curve

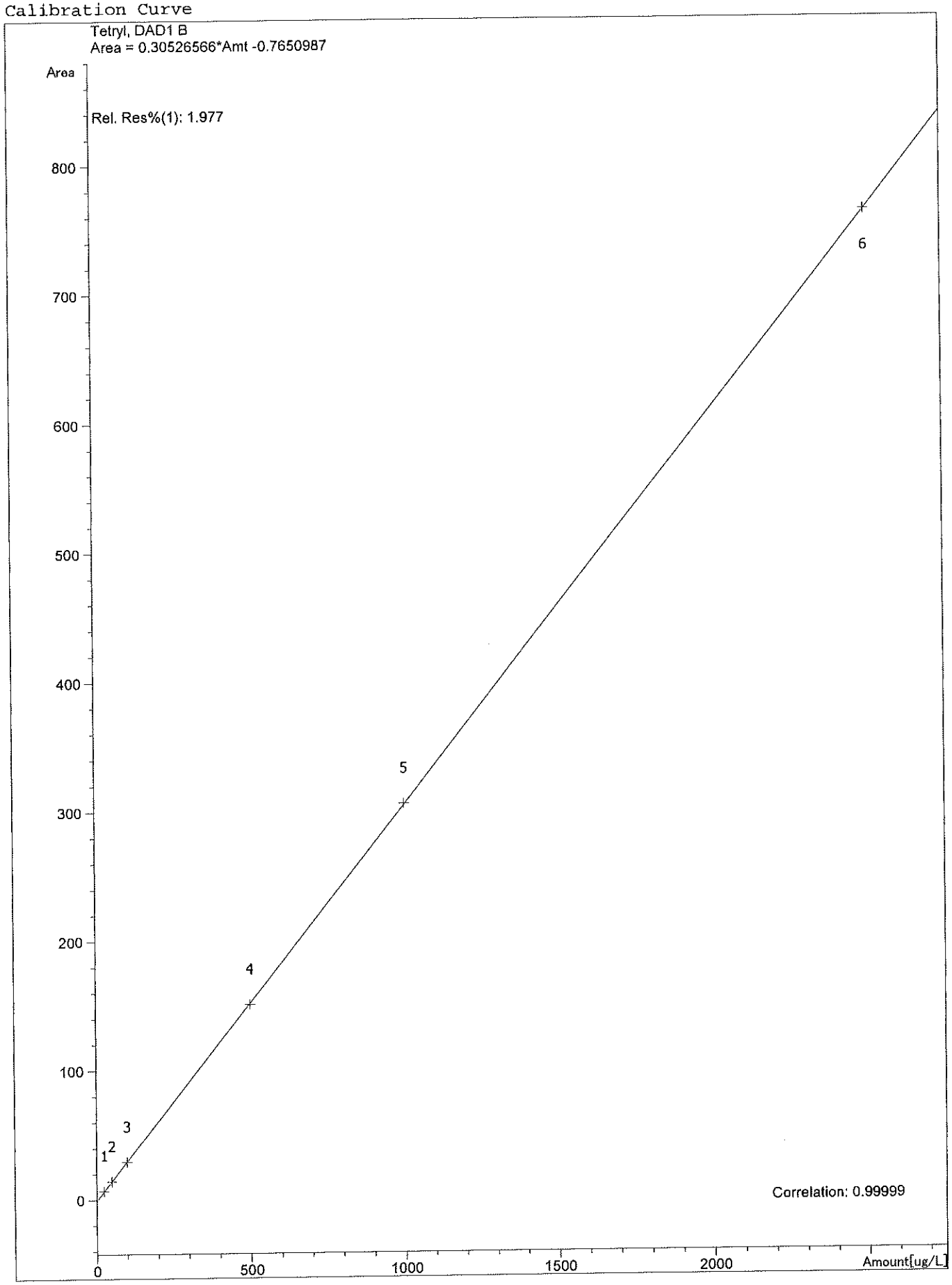

Print of window 66: Calibration Curve

Calibration Curve

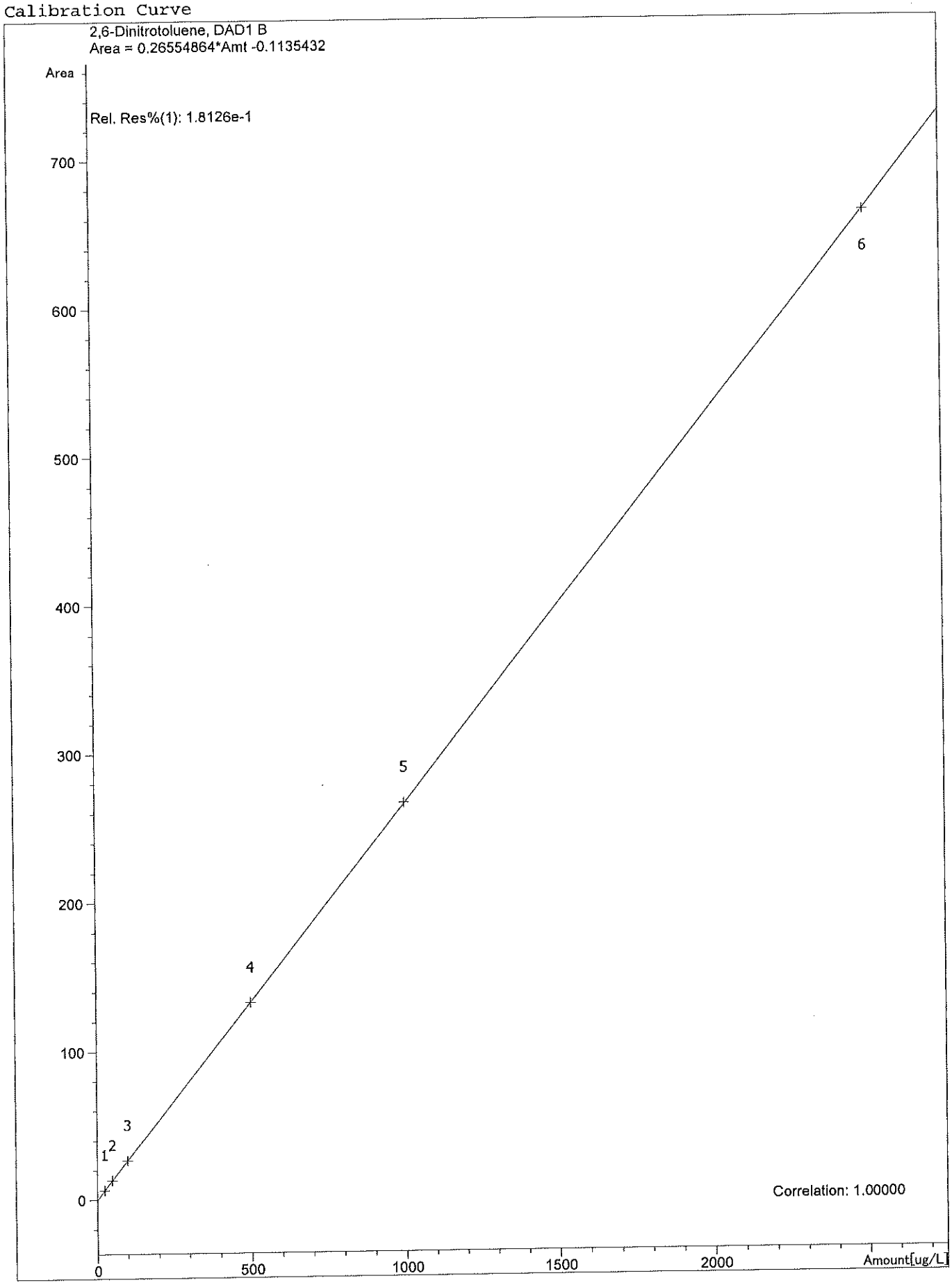

Print of window 66: Calibration Curve

Calibration Curve

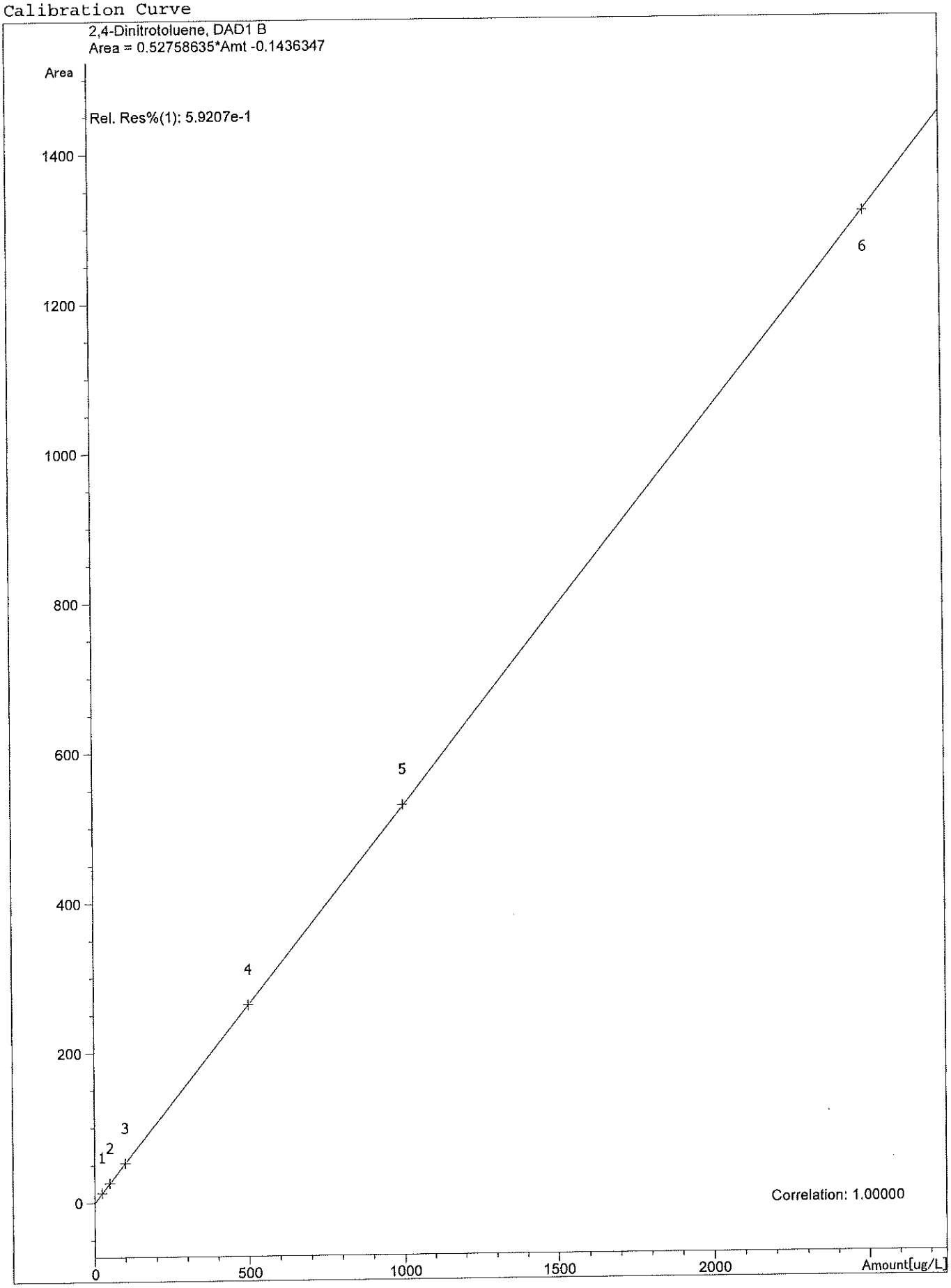

Print of window 66: Calibration Curve

Calibration Curve

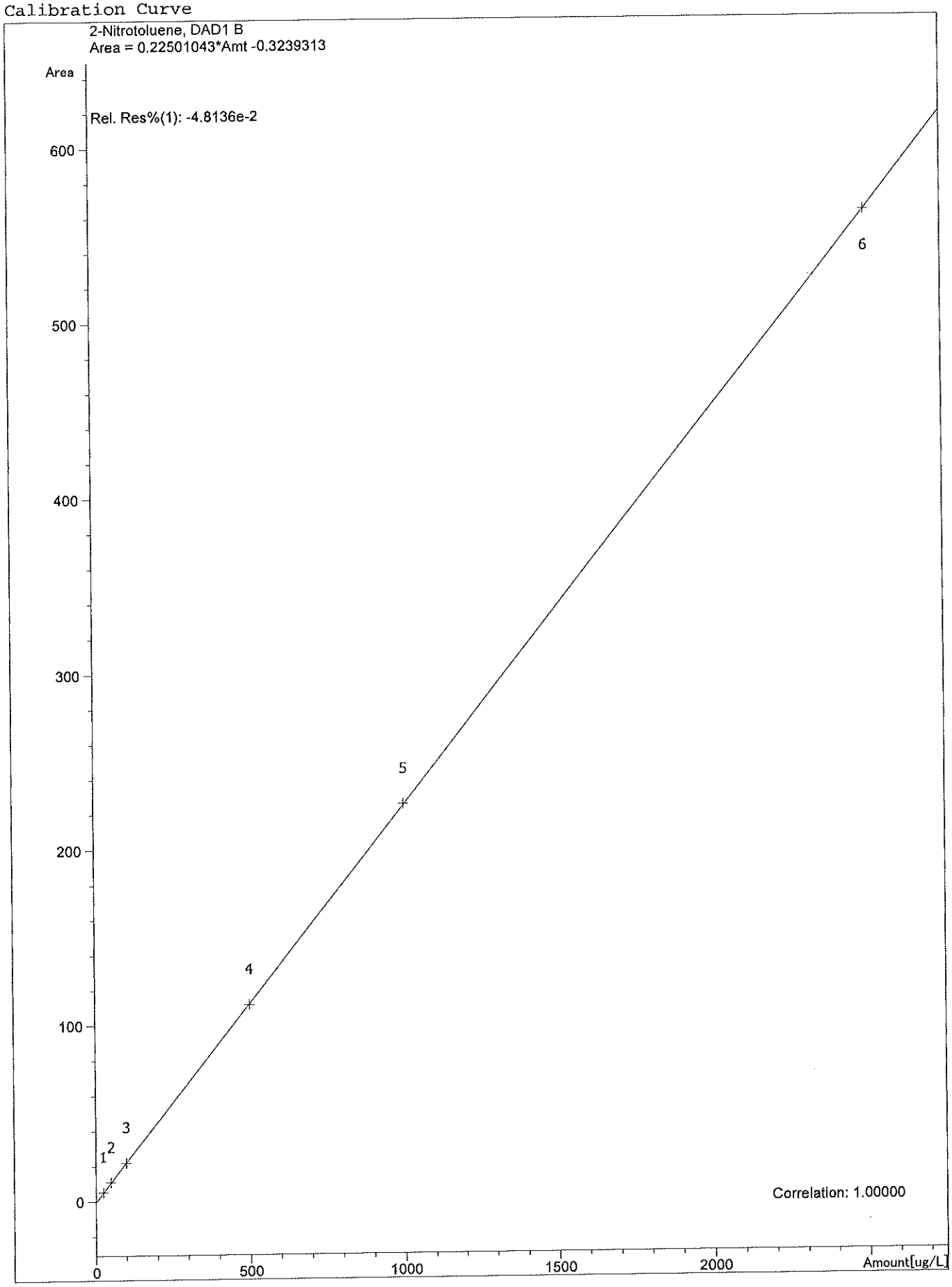

Print of window 66: Calibration Curve

Calibration Curve

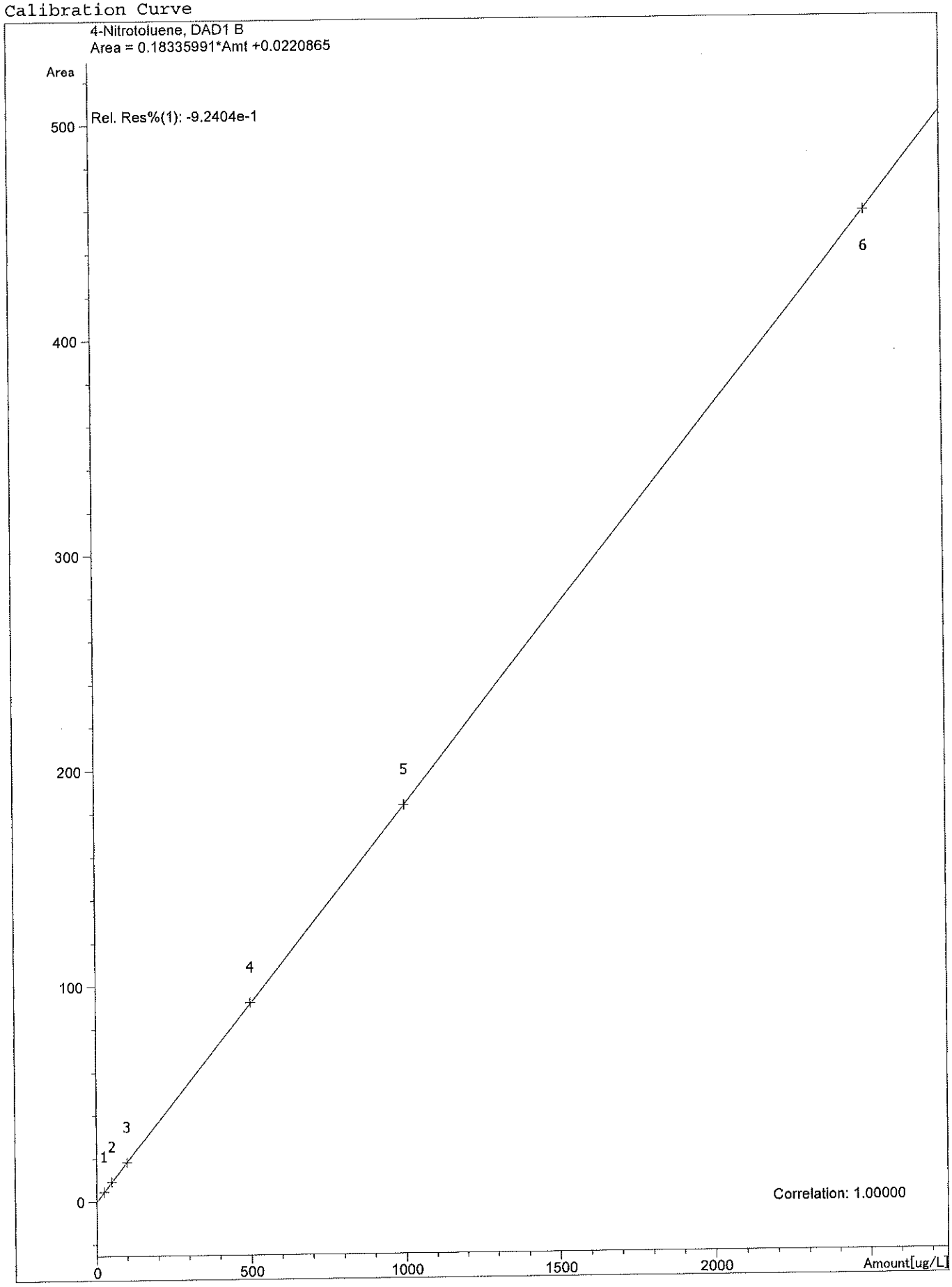

Print of window 66: Calibration Curve

Calibration Curve

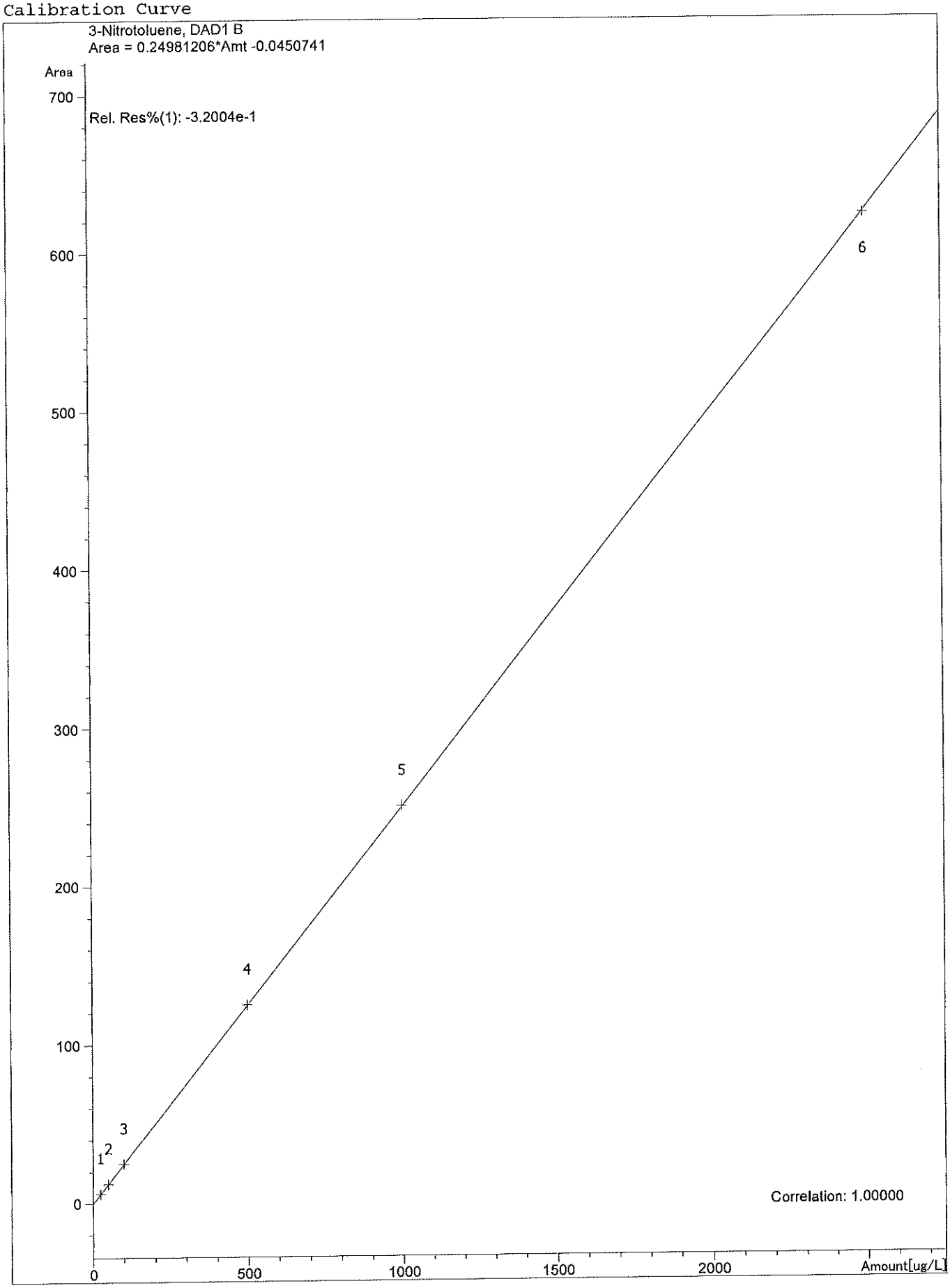

Print of window 66: Calibration Curve

Calibration Curve

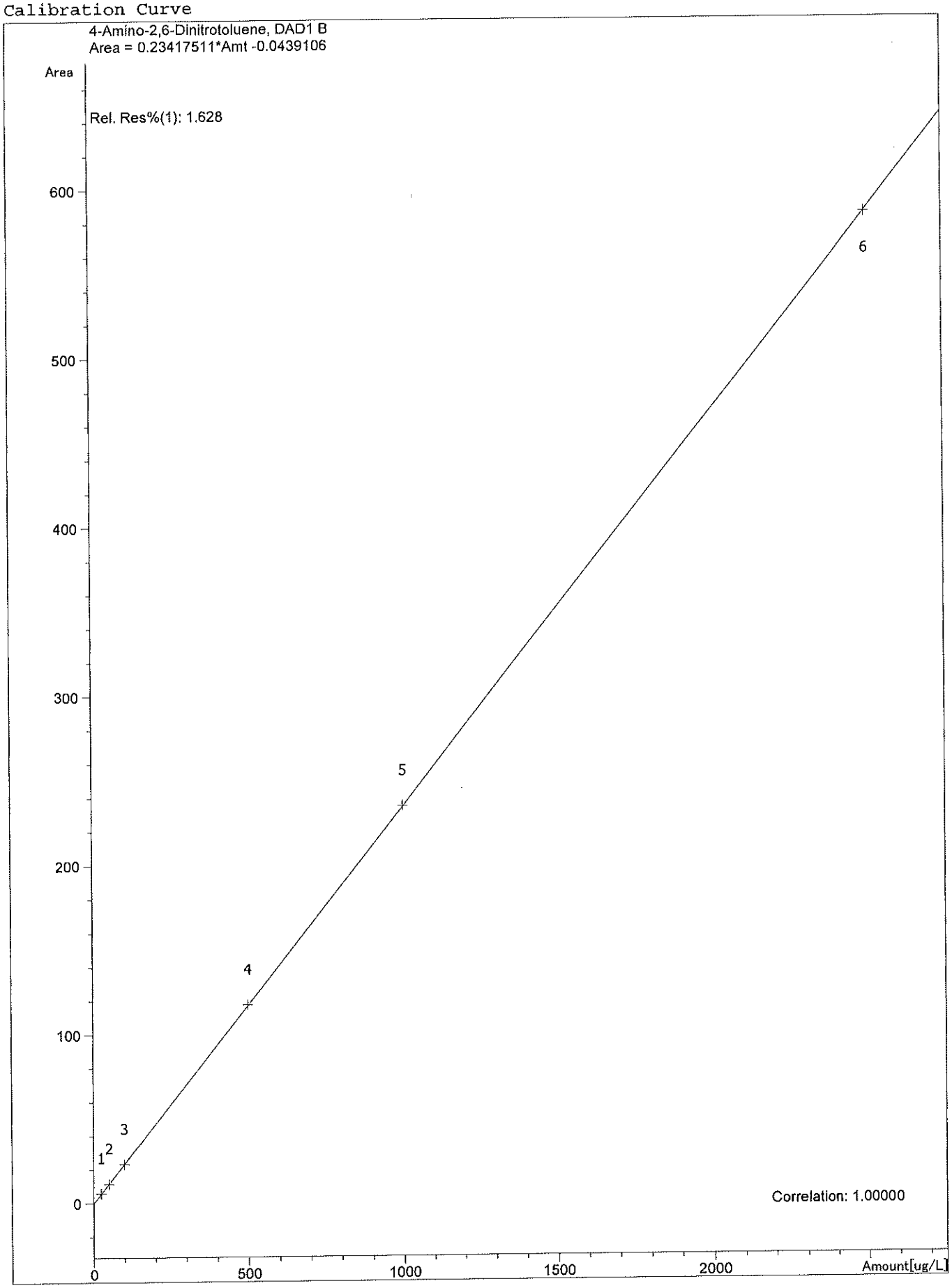

Print of window 66: Calibration Curve

Calibration Curve

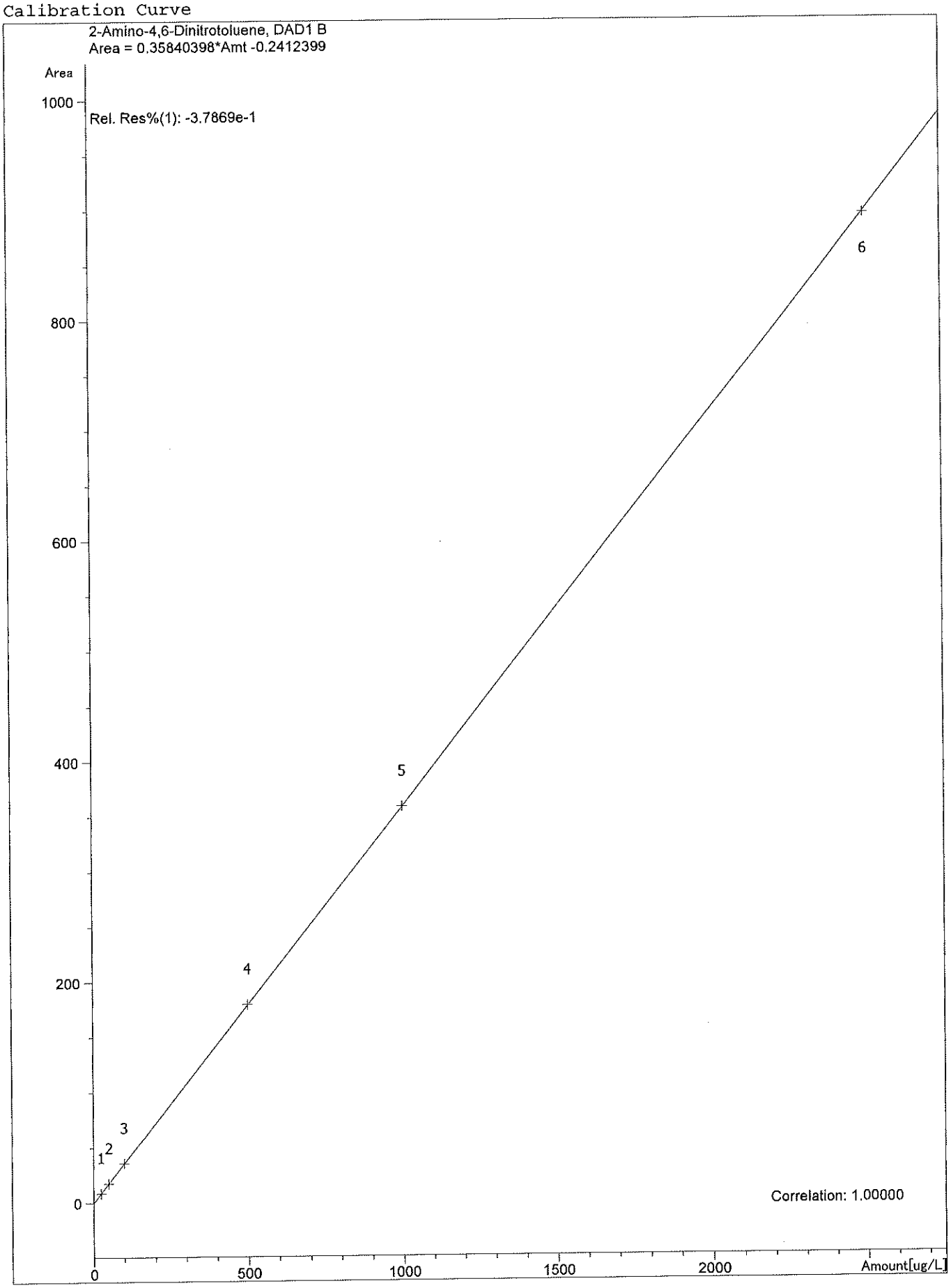

Data Review Report

Printed: 04/02/2021 12:44 a

Analysis	Analyte	CalResult	True Value	% D	% Rec
Lab ID: S1C0593-CAL1 Cal Standard					
8330 Explosives	1,3,5-Trinitrobenzene	2495.07	2500.0	-0.20	99.80
	1,3-Dinitrobenzene	2497.06	2500.0	-0.12	99.88
	2,4,6-Trinitrotoluene	2495.93	2500.0	-0.16	99.84
	2,4-Dinitrotoluene	2497.15	2500.0	-0.11	99.89
	2,6-Dinitrotoluene	2497.36	2500.0	-0.11	99.89
	2-Amino-4,6-dinitrotoluene (2-am-dnt)	2496.40	2500.0	-0.14	99.86
	2-Nitrotoluene	2499.07	2500.0	-0.04	99.96
	3-Nitrotoluene	2495.64	2500.0	-0.17	99.83
	4-Amino-2,6-dinitrotoluene	2497.30	2500.0	-0.11	99.89
	4-Nitrotoluene	2497.33	2500.0	-0.11	99.89
	HMX	2489.63	2500.0	-0.41	99.59
	Nitrobenzene	2500.97	2500.0	0.04	100.04
	RDX	2498.46	2500.0	-0.06	99.94
	Tetryl	2500.65	2500.0	0.03	100.03
	1,2-Dinitrobenzene	2497.07	2500.0	-0.12	99.88
8330 Explosives DOD	1,3,5-Trinitrobenzene	2495.07	2500.0	-0.20	99.80
	1,3-Dinitrobenzene	2497.06	2500.0	-0.12	99.88
	2,4,6-Trinitrotoluene	2495.93	2500.0	-0.16	99.84
	2,4-Dinitrotoluene	2497.15	2500.0	-0.11	99.89
	2,6-Dinitrotoluene	2497.36	2500.0	-0.11	99.89
	2-Amino-4,6-dinitrotoluene (2-am-dnt)	2496.40	2500.0	-0.14	99.86
	2-Nitrotoluene	2499.07	2500.0	-0.04	99.96
	3-Nitrotoluene	2495.64	2500.0	-0.17	99.83
	4-Amino-2,6-dinitrotoluene	2497.30	2500.0	-0.11	99.89
	4-Nitrotoluene	2497.33	2500.0	-0.11	99.89
	HMX	2489.63	2500.0	-0.41	99.59
	Nitrobenzene	2500.97	2500.0	0.04	100.04
	RDX	2498.46	2500.0	-0.06	99.94
	Tetryl	2500.65	2500.0	0.03	100.03
	1,2-Dinitrobenzene	2497.07	2500.0	-0.12	99.88
Lab ID: S1C0593-CAL2 Cal Standard					
8330 Explosives	1,3,5-Trinitrobenzene	1002.77	1000.0	0.28	100.28
	1,3-Dinitrobenzene	1002.35	1000.0	0.24	100.24
	2,4,6-Trinitrotoluene	1003.52	1000.0	0.35	100.35
	2,4-Dinitrotoluene	1003.18	1000.0	0.32	100.32
	2,6-Dinitrotoluene	1003.11	1000.0	0.31	100.31
	2-Amino-4,6-dinitrotoluene (2-am-dnt)	1001.32	1000.0	0.13	100.13
	2-Nitrotoluene	1003.18	1000.0	0.32	100.32
	3-Nitrotoluene	1003.06	1000.0	0.31	100.31
	4-Amino-2,6-dinitrotoluene	1002.02	1000.0	0.20	100.20
	4-Nitrotoluene	1000.02	1000.0	0.00	100.00
	HMX	1004.67	1000.0	0.47	100.47
	Nitrobenzene	1000.15	1000.0	0.02	100.02
	RDX	1000.94	1000.0	0.09	100.09
	Tetryl	1003.21	1000.0	0.32	100.32
	1,2-Dinitrobenzene	1002.23	1000.0	0.22	100.22
8330 Explosives DOD	1,3,5-Trinitrobenzene	1002.77	1000.0	0.28	100.28

Data Review Report
(Continued)

Printed: 04/02/2021 12:44 at

Analysis	Analyte	CalResult	True Value	% D	% Rec
Lab ID: S1C0593-CAL2 Cal Standard (Continued)					
8330 Explosives DOD (Continue	1,3-Dinitrobenzene	1002.35	1000.0	0.24	100.24
	2,4,6-Trinitrotoluene	1003.52	1000.0	0.35	100.35
	2,4-Dinitrotoluene	1003.18	1000.0	0.32	100.32
	2,6-Dinitrotoluene	1003.11	1000.0	0.31	100.31
	2-Amino-4,6-dinitrotoluene (2-am-dnt)	1001.32	1000.0	0.13	100.13
	2-Nitrotoluene	1003.18	1000.0	0.32	100.32
	3-Nitrotoluene	1003.06	1000.0	0.31	100.31
	4-Amino-2,6-dinitrotoluene	1002.02	1000.0	0.20	100.20
	4-Nitrotoluene	1000.02	1000.0	0.00	100.00
	HMX	1004.67	1000.0	0.47	100.47
	Nitrobenzene	1000.15	1000.0	0.02	100.02
	RDX	1000.94	1000.0	0.09	100.09
	Tetryl	1003.21	1000.0	0.32	100.32
	1,2-Dinitrobenzene	1002.23	1000.0	0.22	100.22
Lab ID: S1C0593-CAL3 Cal Standard					
8330 Explosives	1,3,5-Trinitrobenzene	502.48	500.00	0.50	100.50
	1,3-Dinitrobenzene	500.68	500.00	0.14	100.14
	2,4,6-Trinitrotoluene	500.38	500.00	0.08	100.08
	2,4-Dinitrotoluene	499.98	500.00	0.00	100.00
	2,6-Dinitrotoluene	499.46	500.00	-0.11	99.89
	2-Amino-4,6-dinitrotoluene (2-am-dnt)	502.01	500.00	0.40	100.40
	2-Nitrotoluene	497.85	500.00	-0.43	99.57
	3-Nitrotoluene	501.19	500.00	0.24	100.24
	4-Amino-2,6-dinitrotoluene	501.57	500.00	0.31	100.31
	4-Nitrotoluene	502.73	500.00	0.55	100.55
	HMX	506.29	500.00	1.26	101.26
	Nitrobenzene	499.36	500.00	-0.13	99.87
	RDX	501.52	500.00	0.30	100.30
	Tetryl	496.86	500.00	-0.63	99.37
	1,2-Dinitrobenzene	500.83	500.00	0.17	100.17
8330 Explosives DOD	1,3,5-Trinitrobenzene	502.48	500.00	0.50	100.50
	1,3-Dinitrobenzene	500.68	500.00	0.14	100.14
	2,4,6-Trinitrotoluene	500.38	500.00	0.08	100.08
	2,4-Dinitrotoluene	499.98	500.00	0.00	100.00
	2,6-Dinitrotoluene	499.46	500.00	-0.11	99.89
	2-Amino-4,6-dinitrotoluene (2-am-dnt)	502.01	500.00	0.40	100.40
	2-Nitrotoluene	497.85	500.00	-0.43	99.57
	3-Nitrotoluene	501.19	500.00	0.24	100.24
	4-Amino-2,6-dinitrotoluene	501.57	500.00	0.31	100.31
	4-Nitrotoluene	502.73	500.00	0.55	100.55
	HMX	506.29	500.00	1.26	101.26
	Nitrobenzene	499.36	500.00	-0.13	99.87
	RDX	501.52	500.00	0.30	100.30
	Tetryl	496.86	500.00	-0.63	99.37
	1,2-Dinitrobenzene	500.83	500.00	0.17	100.17

Lab ID: S1C0593-CAL4 Cal Standard

Data Review Report
(Continued)

Printed: 04/02/2021 12:44 ar

Analysis	Analyte	CalResult	True Value	% D	% Rec
Lab ID: S1C0593-CAL4 Cal Standard (Continued)					
8330 Explosives	1,3,5-Trinitrobenzene	100.08	100.00	0.08	100.08
	1,3-Dinitrobenzene	100.16	100.00	0.16	100.16
	2,4,6-Trinitrotoluene	99.96	100.00	-0.04	99.96
	2,4-Dinitrotoluene	99.86	100.00	-0.14	99.86
	2,6-Dinitrotoluene	100.33	100.00	0.33	100.33
	2-Amino-4,6-dinitrotoluene (2-am-dnt)	100.73	100.00	0.73	100.73
	2-Nitrotoluene	99.63	100.00	-0.37	99.63
	3-Nitrotoluene	100.44	100.00	0.44	100.44
	4-Amino-2,6-dinitrotoluene	99.41	100.00	-0.59	99.41
	4-Nitrotoluene	99.79	100.00	-0.21	99.79
	HMX	100.19	100.00	0.19	100.19
	Nitrobenzene	99.28	100.00	-0.72	99.28
	RDX	99.68	100.00	-0.32	99.68
	Tetryl	99.20	100.00	-0.80	99.20
	1,2-Dinitrobenzene	99.99	100.00	-0.01	99.99
8330 Explosives DOD	1,3,5-Trinitrobenzene	100.08	100.00	0.08	100.08
	1,3-Dinitrobenzene	100.16	100.00	0.16	100.16
	2,4,6-Trinitrotoluene	99.96	100.00	-0.04	99.96
	2,4-Dinitrotoluene	99.86	100.00	-0.14	99.86
	2,6-Dinitrotoluene	100.33	100.00	0.33	100.33
	2-Amino-4,6-dinitrotoluene (2-am-dnt)	100.73	100.00	0.73	100.73
	2-Nitrotoluene	99.63	100.00	-0.37	99.63
	3-Nitrotoluene	100.44	100.00	0.44	100.44
	4-Amino-2,6-dinitrotoluene	99.41	100.00	-0.59	99.41
	4-Nitrotoluene	99.79	100.00	-0.21	99.79
	HMX	100.19	100.00	0.19	100.19
	Nitrobenzene	99.28	100.00	-0.72	99.28
	RDX	99.68	100.00	-0.32	99.68
	Tetryl	99.20	100.00	-0.80	99.20
	1,2-Dinitrobenzene	99.99	100.00	-0.01	99.99
Lab ID: S1C0593-CAL5 Cal Standard					
8330 Explosives	1,3,5-Trinitrobenzene	49.51	50.000	-0.98	99.02
	1,3-Dinitrobenzene	49.71	50.000	-0.59	99.41
	2,4,6-Trinitrotoluene	50.54	50.000	1.07	101.07
	2,4-Dinitrotoluene	49.68	50.000	-0.65	99.35
	2,6-Dinitrotoluene	49.70	50.000	-0.60	99.40
	2-Amino-4,6-dinitrotoluene (2-am-dnt)	49.63	50.000	-0.73	99.27
	2-Nitrotoluene	50.28	50.000	0.57	100.57
	3-Nitrotoluene	49.76	50.000	-0.48	99.52
	4-Amino-2,6-dinitrotoluene	49.29	50.000	-1.41	98.59
	4-Nitrotoluene	50.35	50.000	0.70	100.70
	HMX	49.19	50.000	-1.63	98.37
	Nitrobenzene	50.08	50.000	0.16	100.16
	RDX	48.82	50.000	-2.36	97.64
	Tetryl	49.63	50.000	-0.74	99.26
	1,2-Dinitrobenzene	49.90	50.000	-0.20	99.80
8330 Explosives DOD	1,3,5-Trinitrobenzene	49.51	50.000	-0.98	99.02

Data Review Report
(Continued)

Printed: 04/02/2021 12:44 ar

Analysis	Analyte	CalResult	True Value	% D	% Rec
Lab ID: S1C0593-CAL5 Cal Standard (Continued)					
8330 Explosives DOD (Continue	1,3-Dinitrobenzene	49.71	50.000	-0.59	99.41
	2,4,6-Trinitrotoluene	50.54	50.000	1.07	101.07
	2,4-Dinitrotoluene	49.68	50.000	-0.65	99.35
	2,6-Dinitrotoluene	49.70	50.000	-0.60	99.40
	2-Amino-4,6-dinitrotoluene (2-am-dnt)	49.63	50.000	-0.73	99.27
	2-Nitrotoluene	50.28	50.000	0.57	100.57
	3-Nitrotoluene	49.76	50.000	-0.48	99.52
	4-Amino-2,6-dinitrotoluene	49.29	50.000	-1.41	98.59
	4-Nitrotoluene	50.35	50.000	0.70	100.70
	HMX	49.19	50.000	-1.63	98.37
	Nitrobenzene	50.08	50.000	0.16	100.16
	RDX	48.82	50.000	-2.36	97.64
	Tetryl	49.63	50.000	-0.74	99.26
	1,2-Dinitrobenzene	49.90	50.000	-0.20	99.80
Lab ID: S1C0593-CAL6 Cal Standard					
8330 Explosives	1,3,5-Trinitrobenzene	25.08	25.000	0.32	100.32
	1,3-Dinitrobenzene	25.04	25.000	0.18	100.18
	2,4,6-Trinitrotoluene	24.68	25.000	-1.30	98.70
	2,4-Dinitrotoluene	25.15	25.000	0.58	100.58
	2,6-Dinitrotoluene	25.04	25.000	0.18	100.18
	2-Amino-4,6-dinitrotoluene (2-am-dnt)	24.90	25.000	-0.38	99.62
	2-Nitrotoluene	24.99	25.000	-0.04	99.96
	3-Nitrotoluene	24.92	25.000	-0.32	99.68
	4-Amino-2,6-dinitrotoluene	25.40	25.000	1.59	101.59
	4-Nitrotoluene	24.77	25.000	-0.94	99.06
	HMX	25.03	25.000	0.13	100.13
	Nitrobenzene	25.16	25.000	0.63	100.63
	RDX	25.59	25.000	2.35	102.35
	Tetryl	25.46	25.000	1.83	101.83
	1,2-Dinitrobenzene	24.98	25.000	-0.06	99.94
8330 Explosives DOD	1,3,5-Trinitrobenzene	25.08	25.000	0.32	100.32
	1,3-Dinitrobenzene	25.04	25.000	0.18	100.18
	2,4,6-Trinitrotoluene	24.68	25.000	-1.30	98.70
	2,4-Dinitrotoluene	25.15	25.000	0.58	100.58
	2,6-Dinitrotoluene	25.04	25.000	0.18	100.18
	2-Amino-4,6-dinitrotoluene (2-am-dnt)	24.90	25.000	-0.38	99.62
	2-Nitrotoluene	24.99	25.000	-0.04	99.96
	3-Nitrotoluene	24.92	25.000	-0.32	99.68
	4-Amino-2,6-dinitrotoluene	25.40	25.000	1.59	101.59
	4-Nitrotoluene	24.77	25.000	-0.94	99.06
	HMX	25.03	25.000	0.13	100.13
	Nitrobenzene	25.16	25.000	0.63	100.63
	RDX	25.59	25.000	2.35	102.35
	Tetryl	25.46	25.000	1.83	101.83
	1,2-Dinitrobenzene	24.98	25.000	-0.06	99.94

MICROBAC®

Section E:
HPLC Organics
EPA 8330B
Sequence QC Sample Raw Data

Microbac Laboratories, Inc.
158 Starlite Drive | Marietta, OH 45750 | 800.373.4071 | www.microbac.com

Data File C:\CHEM32\1\DATA\052320\052320 2020-05-23 18-22-43\6L0007750.D
Sample Name: S0E0403-CAL1

==========

Acq. Operator : JWR
Seq. Line : 1
Acq. Instrument : HPLC6
Location : 1
Injection Date : 5/23/2020 6:25:32 PM
Inj : 1
Inj Volume : 100.000 µl
Acq. Method : C:\Chem32\1\Data\052320\052320 2020-05-23 18-22-43\8330.M
Last changed : 5/23/2020 6:22:43 PM by JWR
Analysis Method : C:\CHEM32\1\METHODS\8330DATA.M
Last changed : 5/26/2020 11:18:52 AM by JWR
Method Info : OVD-SOP#HPLC02 : 8330 Calibration 23-MAY-2020

Sample Info : 1 (2500ppb)

==========

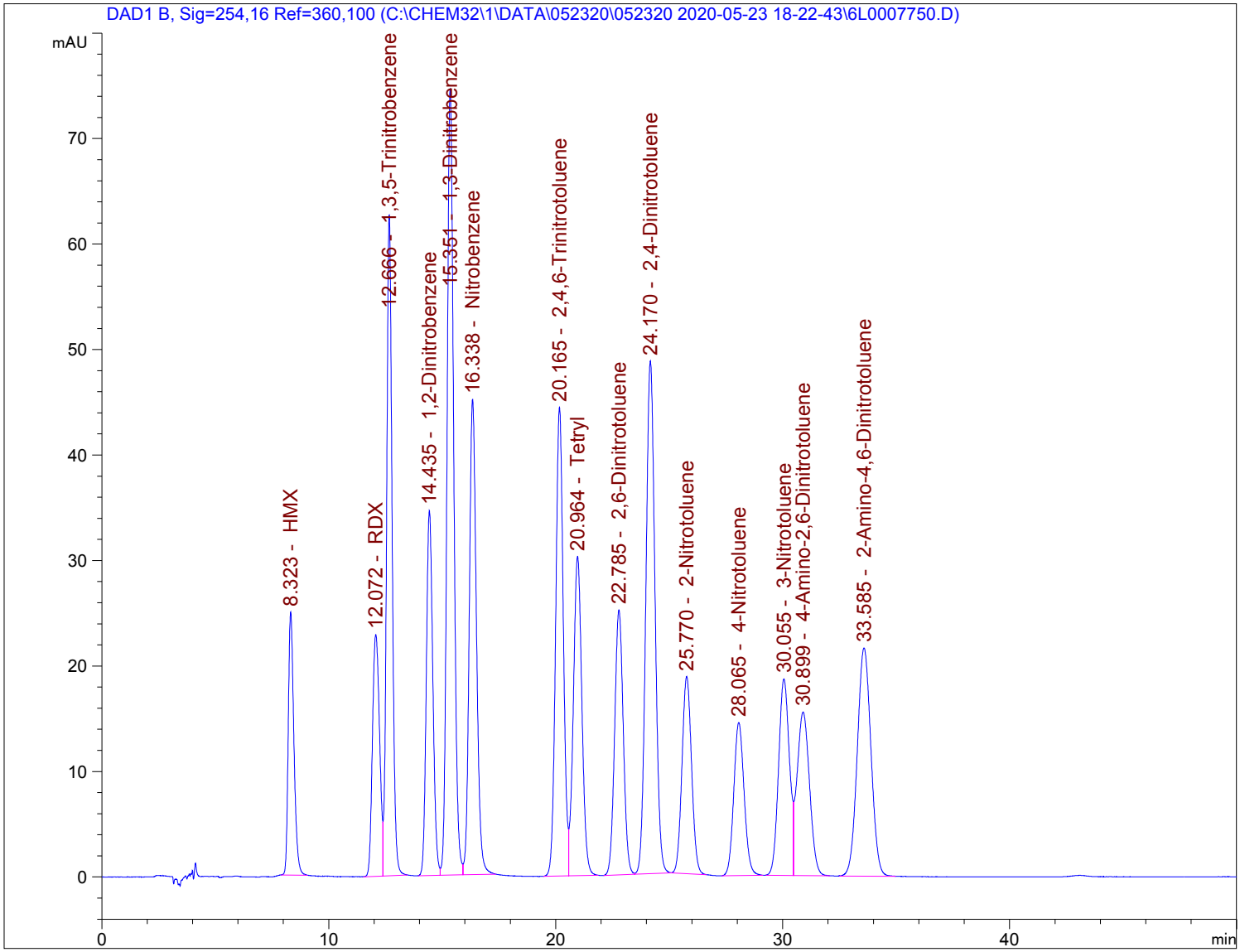

Data File C:\CHEM32\1\DATA\052320\052320 2020-05-23 18-22-43\6L0007750.D
Sample Name: S0E0403-CAL1

==========

Acq. Operator : JWR
Seq. Line : 1
Acq. Instrument : HPLC6
Location : 1
Injection Date : 5/23/2020 6:25:32 PM
Inj : 1
Inj Volume : 100.000 µl
Acq. Method : C:\Chem32\1\Data\052320\052320 2020-05-23 18-22-43\8330.M
Last changed : 5/23/2020 6:22:43 PM by JWR
Analysis Method : C:\CHEM32\1\METHODS\8330DATA.M
Last changed : 5/26/2020 11:18:52 AM by JWR
Method Info : OVD-SOP#HPLC02 : 8330 Calibration 23-MAY-2020

Sample Info : 1 (2500ppb)

==========

==========

External Standard Report

==========

Sorted By : Signal
Calib. Data Modified : Tuesday, May 26, 2020 11:18:38 AM
Multiplier : 1.0000
Dilution : 1.0000
Do not use Multiplier & Dilution Factor with ISTDs

Signal 1: DAD1 B, Sig=254,16 Ref=360,100

RetTime [min]	Type	Area [mAU*s]	Amt/Area	Amount [ug/L]	Grp	Name
8.323	BBA	428.47488	5.82654	2496.52628		HMX
12.072	VV	500.68655	4.98711	2496.97864		RDX
12.666	VBA	1065.04968	2.34666	2499.30578		1,3,5-Trinitrobenzene
14.435	BV	689.60968	3.62330	2498.66212		1,2-Dinitrobenzene
15.351	VV	1533.50391	1.62966	2499.08699		1,3-Dinitrobenzene
16.338	VBA	991.68536	2.52262	2501.64277		Nitrobenzene
20.165	VV	1041.68408	2.39895	2498.95270		2,4,6-Trinitrotoluene
20.964	VBA	791.81873	3.16315	2504.64398		Tetryl
22.785	VV	662.83899	3.76910	2498.30367		2,6-Dinitrotoluene
24.170	VV	1362.37354	1.83446	2499.21420		2,4-Dinitrotoluene
25.770	VBA	548.12421	4.56020	2499.55390		2-Nitrotoluene
28.065	BBA	461.72644	5.41603	2500.72220		4-Nitrotoluene
30.055	BV	624.86481	3.99399	2495.70070		3-Nitrotoluene
30.899	VF	594.41583	4.20119	2497.25587		4-Amino-2,6-Dinitrotoluene
33.585	VBA	904.14398	2.76210	2497.33748		2-Amino-4,6-Dinitrotoluene

Totals : 3.74839e4

==========

*** End of Report ***

Data File C:\CHEM32\1\DATA\052320\052320 2020-05-23 18-22-43\6L0007751.D
Sample Name: S0E0403-CAL2

==========

Acq. Operator : JWR
Seq. Line : 2
Acq. Instrument : HPLC6
Location : 2
Injection Date : 5/23/2020 7:18:24 PM
Inj : 1
Inj Volume : 100.000 µl
Acq. Method : C:\Chem32\1\Data\052320\052320 2020-05-23 18-22-43\8330.M
Last changed : 5/23/2020 6:22:43 PM by JWR
Analysis Method : C:\CHEM32\1\METHODS\8330DATA.M
Last changed : 5/26/2020 11:01:01 AM by JWR
Method Info : OVD-SOP#HPLC02 : 8330 Calibration 23-MAY-2020

Sample Info : 1 (1000ppb)

==========

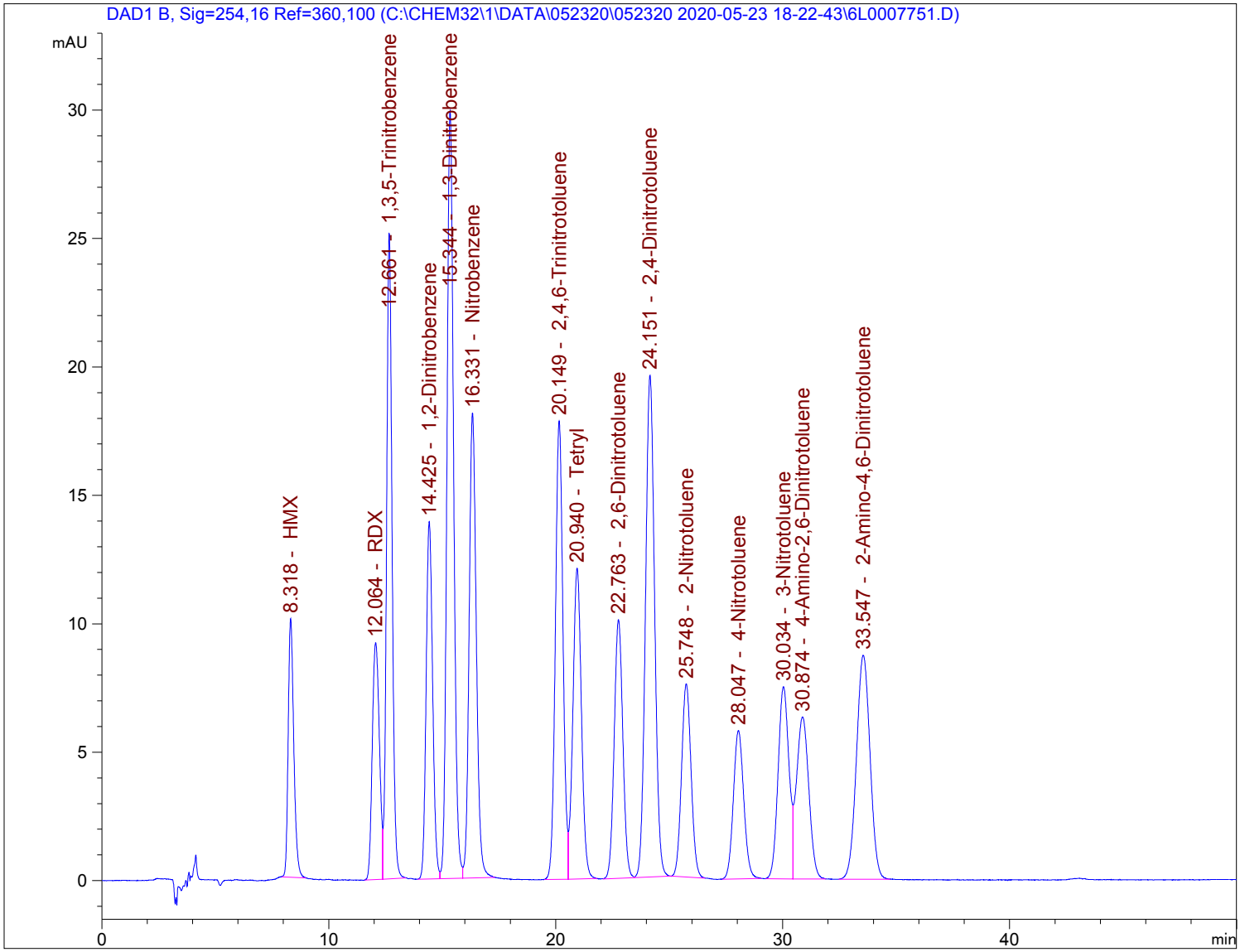

Data File C:\CHEM32\1\DATA\052320\052320 2020-05-23 18-22-43\6L0007751.D
Sample Name: S0E0403-CAL2

==========

Acq. Operator : JWR
Seq. Line : 2
Acq. Instrument : HPLC6
Location : 2
Injection Date : 5/23/2020 7:18:24 PM
Inj : 1
Inj Volume : 100.000 µl
Acq. Method : C:\Chem32\1\Data\052320\052320 2020-05-23 18-22-43\8330.M
Last changed : 5/23/2020 6:22:43 PM by JWR
Analysis Method : C:\CHEM32\1\METHODS\8330DATA.M
Last changed : 5/26/2020 11:01:01 AM by JWR
Method Info : OVD-SOP#HPLC02 : 8330 Calibration 23-MAY-2020

Sample Info : 1 (1000ppb)

==========

==========

External Standard Report

==========

Sorted By : Signal
Calib. Data Modified : Tuesday, May 26, 2020 11:00:51 AM
Multiplier : 1.0000
Dilution : 1.0000
Do not use Multiplier & Dilution Factor with ISTDs

Signal 1: DAD1 B, Sig=254,16 Ref=360,100

RetTime [min]	Type	Area [mAU*s]	Amt/Area	Amount [ug/L]	Grp	Name
8.318	BBA	171.94545	5.82124	1000.93583		HMX
12.064	VV	201.20566	4.97813	1001.62764		RDX
12.661	VBA	426.40009	2.34361	999.31726		1,3,5-Trinitrobenzene
14.425	BV	276.46405	3.62255	1001.50375		1,2-Dinitrobenzene
15.344	VV	614.81000	1.62971	1001.96040		1,3-Dinitrobenzene
16.331	VBA	397.86096	2.52344	1003.97907		Nitrobenzene
20.149	VV	417.60361	2.39659	1000.82392		2,4,6-Trinitrotoluene
20.940	VBA	316.37909	3.16180	1000.32814		Tetryl
22.763	BV	265.60324	3.76841	1000.90199		2,6-Dinitrotoluene
24.151	VV	546.07117	1.83387	1001.42099		2,4-Dinitrotoluene
25.748	VBA	219.98378	4.55819	1002.72771		2-Nitrotoluene
28.047	VBA	184.40814	5.41657	998.85900		4-Nitrotoluene
30.034	BV	251.68024	3.99305	1004.97063		3-Nitrotoluene
30.874	VF	238.25264	4.20320	1001.42343		4-Amino-2,6-Dinitrotoluene
33.547	BBA	362.75046	2.76161	1001.77477		2-Amino-4,6-Dinitrotoluene

Totals : 1.50226e4

==========

*** End of Report ***

Data File C:\CHEM32\1\DATA\052320\052320 2020-05-23 18-22-43\6L0007752.D
Sample Name: S0E0403-CAL3

==========

Acq. Operator : JWR
Seq. Line : 3
Acq. Instrument : HPLC6
Location : 3
Injection Date : 5/23/2020 8:11:13 PM
Inj : 1
Inj Volume : 100.000 µl
Acq. Method : C:\Chem32\1\Data\052320\052320 2020-05-23 18-22-43\8330.M
Last changed : 5/23/2020 6:22:43 PM by JWR
Analysis Method : C:\CHEM32\1\METHODS\8330DATA.M
Last changed : 5/26/2020 10:49:08 AM by JWR
Method Info : OVD-SOP#HPLC02 : 8330 Calibration 23-MAY-2020

Sample Info : 1 (500ppb)

==========

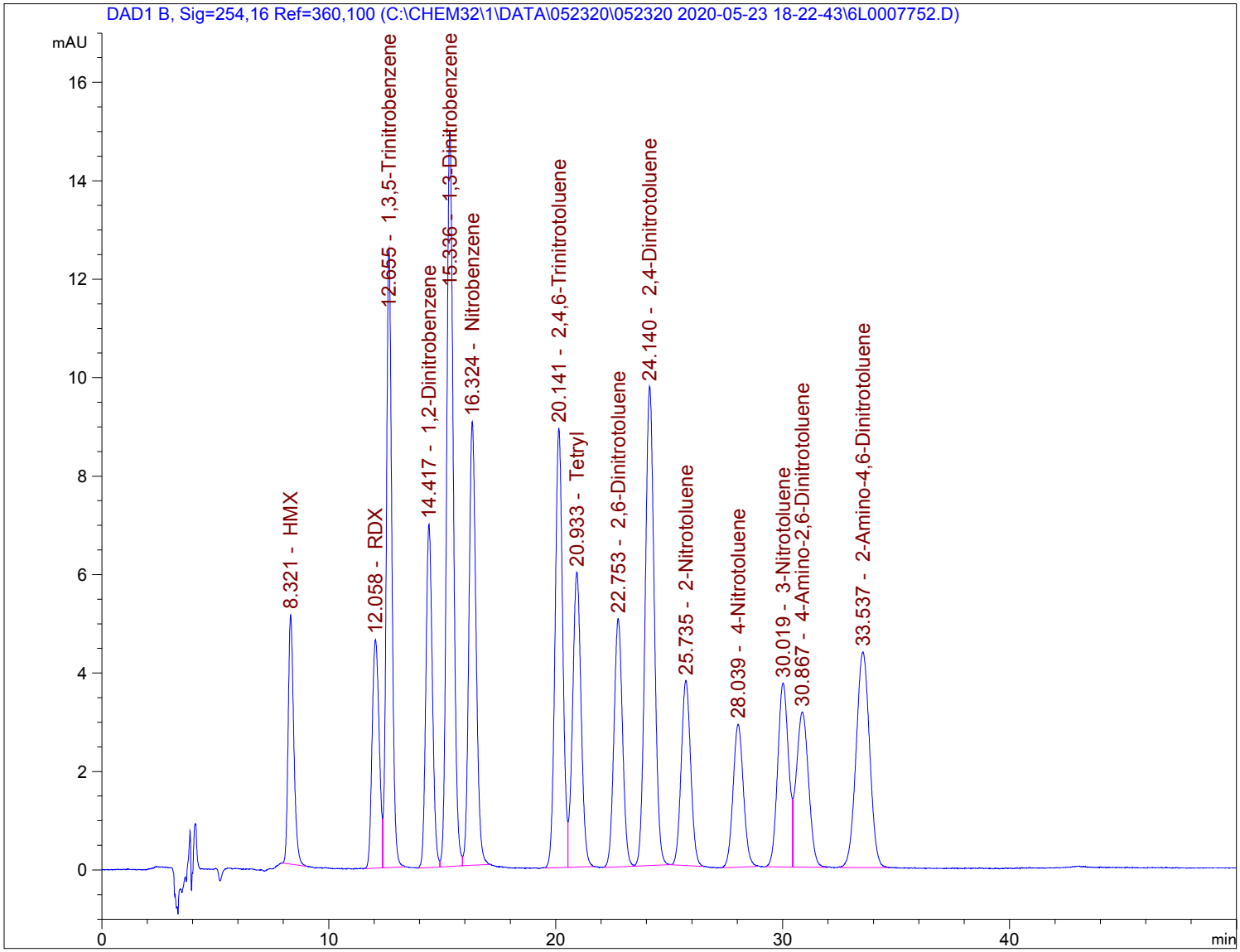

Data File C:\CHEM32\1\DATA\052320\052320 2020-05-23 18-22-43\6L0007752.D
Sample Name: S0E0403-CAL3

==========

Acq. Operator : JWR
Seq. Line : 3
Acq. Instrument : HPLC6
Location : 3
Injection Date : 5/23/2020 8:11:13 PM
Inj : 1
Inj Volume : 100.000 µl
Acq. Method : C:\Chem32\1\Data\052320\052320 2020-05-23 18-22-43\8330.M
Last changed : 5/23/2020 6:22:43 PM by JWR
Analysis Method : C:\CHEM32\1\METHODS\8330DATA.M
Last changed : 5/26/2020 10:49:08 AM by JWR
Method Info : OVD-SOP#HPLC02 : 8330 Calibration 23-MAY-2020

Sample Info : 1 (500ppb)

==========

==========

External Standard Report

==========

Sorted By : Signal
Calib. Data Modified : Tuesday, May 26, 2020 10:49:01 AM
Multiplier : 1.0000
Dilution : 1.0000
Do not use Multiplier & Dilution Factor with ISTDs

Signal 1: DAD1 B, Sig=254,16 Ref=360,100

RetTime [min]	Type	Area [mAU*s]	Amt/Area	Amount [ug/L]	Grp	Name
8.321	BBA	86.33477	5.81236	501.80845		HMX
12.058	VV	100.80367	4.96657	500.64884		RDX
12.655	VBA	213.02892	2.34106	498.71368		1,3,5-Trinitrobenzene
14.417	VV	137.98888	3.62176	499.76280		1,2-Dinitrobenzene
15.336	VV	305.89868	1.63008	498.64032		1,3-Dinitrobenzene
16.324	VBA	195.86331	2.52661	494.87107		Nitrobenzene
20.141	VV	208.30046	2.39490	498.85844		2,4,6-Trinitrotoluene
20.933	VBA	155.97896	3.16653	493.91259		Tetryl
22.753	BV	132.72685	3.76799	500.11296		2,6-Dinitrotoluene
24.140	VV	272.27872	1.83294	499.07156		2,4-Dinitrotoluene
25.735	VBA	109.20608	4.55433	497.36081		2-Nitrotoluene
28.039	BF	92.13303	5.41743	499.12437		4-Nitrotoluene
30.019	BV	125.13012	3.99104	499.39943		3-Nitrotoluene
30.867	VF	118.99924	4.20466	500.35081		4-Amino-2,6-Dinitrotoluene
33.537	VF	181.15440	2.76105	500.17557		2-Amino-4,6-Dinitrotoluene

Totals : 7482.81171

==========

*** End of Report ***

Data File C:\CHEM32\1\DATA\052320\052320 2020-05-23 18-22-43\6L0007753.D
Sample Name: S0E0403-CAL4

==========

Acq. Operator : JWR
Seq. Line : 4
Acq. Instrument : HPLC6
Location : 4
Injection Date : 5/23/2020 9:04:04 PM
Inj : 1
Inj Volume : 100.000 µl
Acq. Method : C:\Chem32\1\Data\052320\052320 2020-05-23 18-22-43\8330.M
Last changed : 5/23/2020 6:22:43 PM by JWR
Analysis Method : C:\CHEM32\1\METHODS\8330DATA.M
Last changed : 5/26/2020 10:35:36 AM by JWR
Method Info : OVD-SOP#HPLC02 : 8330 Calibration 23-MAY-2020

Sample Info : 1 (100ppb)

==========

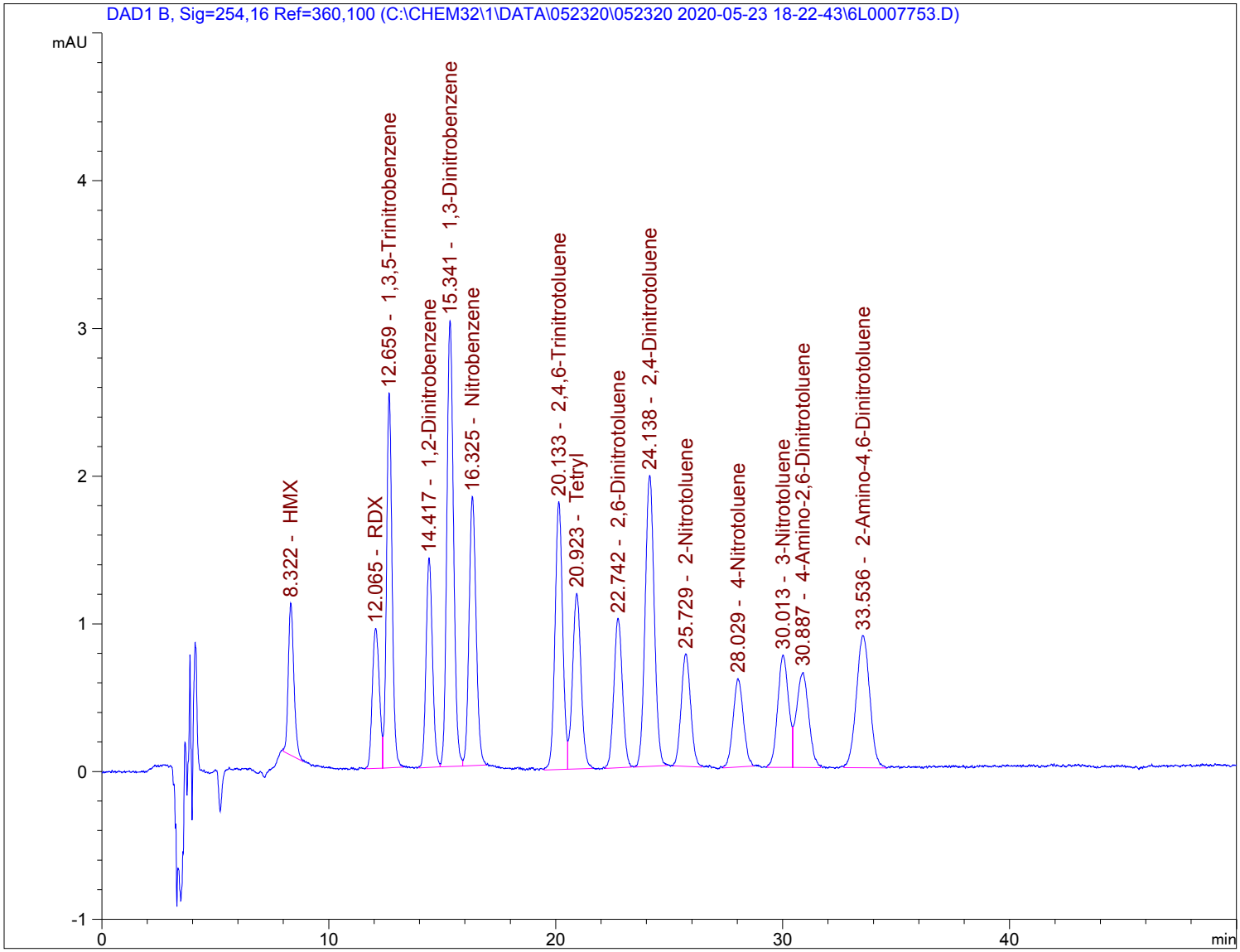

Data File C:\CHEM32\1\DATA\052320\052320 2020-05-23 18-22-43\6L0007753.D
Sample Name: S0E0403-CAL4

==========

Acq. Operator : JWR
Seq. Line : 4
Acq. Instrument : HPLC6
Location : 4
Injection Date : 5/23/2020 9:04:04 PM
Inj : 1
Inj Volume : 100.000 µl
Acq. Method : C:\Chem32\1\Data\052320\052320 2020-05-23 18-22-43\8330.M
Last changed : 5/23/2020 6:22:43 PM by JWR
Analysis Method : C:\CHEM32\1\METHODS\8330DATA.M
Last changed : 5/26/2020 10:35:36 AM by JWR
Method Info : OVD-SOP#HPLC02 : 8330 Calibration 23-MAY-2020

Sample Info : 1 (100ppb)

==========

==========

External Standard Report

==========

Sorted By : Signal
Calib. Data Modified : Tuesday, May 26, 2020 10:34:41 AM
Multiplier : 1.0000
Dilution : 1.0000
Do not use Multiplier & Dilution Factor with ISTDs

Signal 1: DAD1 B, Sig=254,16 Ref=360,100

RetTime [min]	Type	Area [mAU*s]	Amt/Area	Amount [ug/L]	Grp	Name
8.322	VV	17.72811	5.74796	101.90047		HMX
12.065	VV	20.49952	4.89536	100.35244		RDX
12.659	VBA	43.20411	2.33967	101.08317		1,3,5-Trinitrobenzene
14.417	VV	27.84894	3.61154	100.57746		1,2-Dinitrobenzene
15.341	VV	61.82535	1.63063	100.81421		1,3-Dinitrobenzene
16.325	VBA	39.36367	2.53727	99.87624		Nitrobenzene
20.133	VV	42.36985	2.38149	100.90345		2,4,6-Trinitrotoluene
20.923	VBA	31.10726	3.20342	99.64964		Tetryl
22.742	BF	26.55997	3.75881	99.83375		2,6-Dinitrotoluene
24.138	VF	54.96014	1.82511	100.30838		2,4-Dinitrotoluene
25.729	BF	22.15261	4.53014	100.35437		2-Nitrotoluene
28.029	BBA	18.84663	5.41771	102.10565		4-Nitrotoluene
30.013	BV	25.40337	3.97360	100.94276		3-Nitrotoluene
30.887	VF	24.24184	4.20927	102.04049		4-Amino-2,6-Dinitrotoluene
33.536	VBA	36.81779	2.75482	101.42628		2-Amino-4,6-Dinitrotoluene

Totals : 1512.16876

==========

*** End of Report ***

Data File C:\CHEM32\1\DATA\052320\052320 2020-05-23 18-22-43\6L0007754.D
Sample Name: S0E0403-CAL5

==========

Acq. Operator : JWR
Seq. Line : 5
Acq. Instrument : HPLC6
Location : 5
Injection Date : 5/23/2020 9:56:54 PM
Inj : 1
Inj Volume : 100.000 µl
Acq. Method : C:\Chem32\1\Data\052320\052320 2020-05-23 18-22-43\8330.M
Last changed : 5/23/2020 6:22:43 PM by JWR
Analysis Method : C:\CHEM32\1\METHODS\8330DATA.M
Last changed : 5/26/2020 10:17:37 AM by JWR
Method Info : OVD-SOP#HPLC02 : 8330 Calibration 23-MAY-2020

Sample Info : 1 (50ppb)

==========

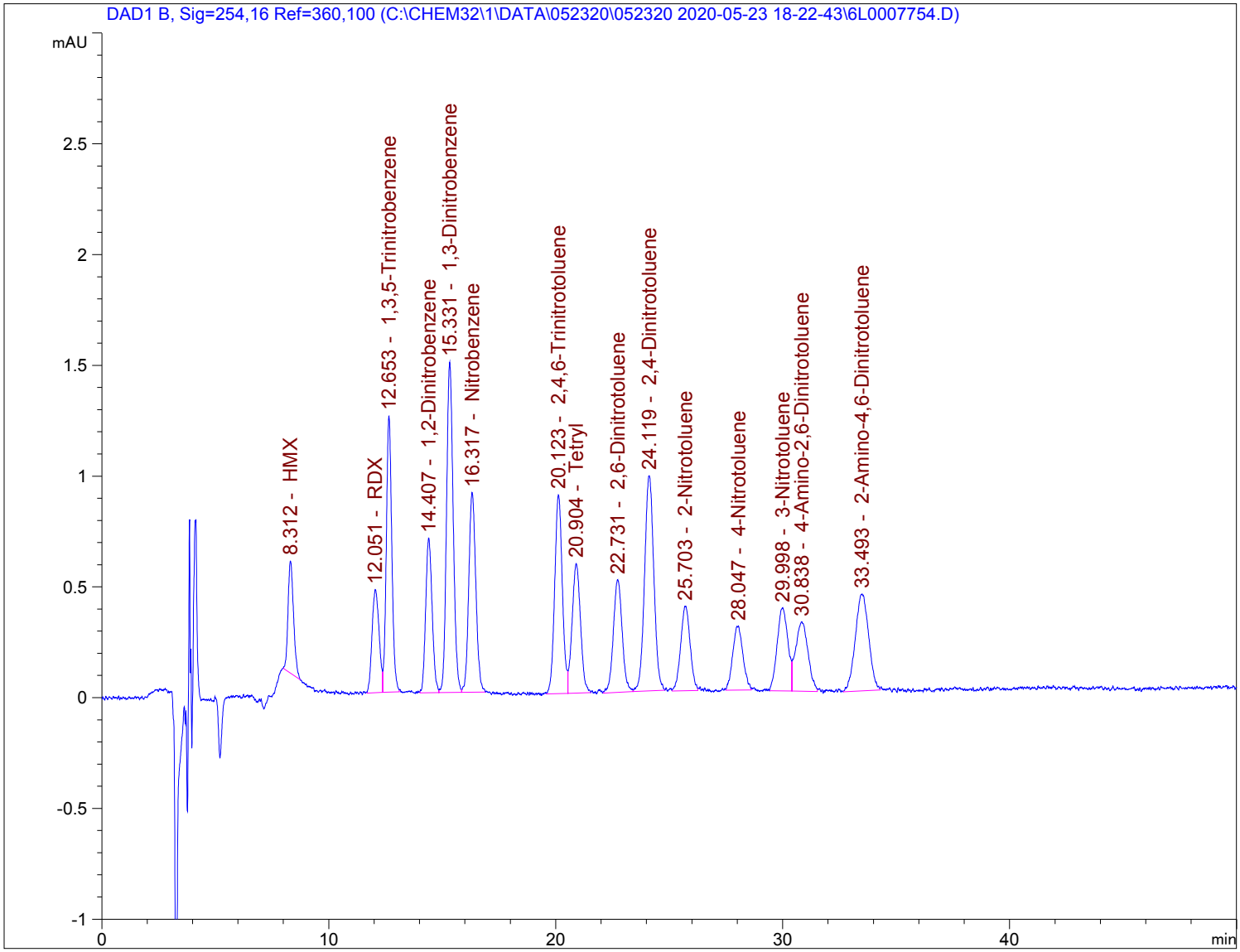

Data File C:\CHEM32\1\DATA\052320\052320 2020-05-23 18-22-43\6L0007754.D
Sample Name: S0E0403-CAL5

==========

Acq. Operator : JWR
Seq. Line : 5
Acq. Instrument : HPLC6
Location : 5
Injection Date : 5/23/2020 9:56:54 PM
Inj : 1
Inj Volume : 100.000 µl
Acq. Method : C:\Chem32\1\Data\052320\052320 2020-05-23 18-22-43\8330.M
Last changed : 5/23/2020 6:22:43 PM by JWR
Analysis Method : C:\CHEM32\1\METHODS\8330DATA.M
Last changed : 5/26/2020 10:17:37 AM by JWR
Method Info : OVD-SOP#HPLC02 : 8330 Calibration 23-MAY-2020

Sample Info : 1 (50ppb)

==========

==========

External Standard Report

==========

Sorted By : Signal
Calib. Data Modified : Tuesday, May 26, 2020 10:17:23 AM
Multiplier : 1.0000
Dilution : 1.0000
Do not use Multiplier & Dilution Factor with ISTDs

Signal 1: DAD1 B, Sig=254,16 Ref=360,100

RetTime [min]	Type	Area [mAU*s]	Amt/Area	Amount [ug/L]	Grp	Name
8.312	BBA	8.59014	5.70306	48.99004		HMX
12.051	VV	10.11922	4.80079	48.58021		RDX
12.653	VV	20.98523	2.33776	49.05836		1,3,5-Trinitrobenzene
14.407	VV	13.74939	3.59860	49.47852		1,2-Dinitrobenzene
15.331	VV	30.39178	1.63144	49.58234		1,3-Dinitrobenzene
16.317	VBA	19.53568	2.55091	49.83371		Nitrobenzene
20.123	VV	21.06376	2.36781	49.87508		2,4,6-Trinitrotoluene
20.904	VBA	15.04712	3.25486	48.97622		Tetryl
22.731	BV	13.85075	3.74717	51.90107		2,6-Dinitrotoluene
24.119	VV	27.61954	1.81527	50.13703		2,4-Dinitrotoluene
25.703	VV	11.07605	4.51541	50.01295		2-Nitrotoluene
28.047	VF	9.05276	5.42529	49.11379		4-Nitrotoluene
29.998	BV	12.39429	3.95126	48.97304		3-Nitrotoluene
30.838	VF	11.93306	4.21169	50.25835		4-Amino-2,6-Dinitrotoluene
33.493	BF	17.96931	2.75431	49.49299		2-Amino-4,6-Dinitrotoluene

Totals : 744.26370

==========

*** End of Report ***

Data File C:\CHEM32\1\DATA\052320\052320 2020-05-23 18-22-43\6L0007755.D
Sample Name: S0E0403-CAL6

==========

Acq. Operator : JWR
Seq. Line : 6
Acq. Instrument : HPLC6
Location : 6
Injection Date : 5/23/2020 10:49:45 PM
Inj : 1
Inj Volume : 100.000 µl
Acq. Method : C:\Chem32\1\Data\052320\052320 2020-05-23 18-22-43\8330.M
Last changed : 5/23/2020 6:22:43 PM by JWR
Analysis Method : C:\CHEM32\1\METHODS\8330DATA.M
Last changed : 5/26/2020 10:01:24 AM by JWR
Method Info : OVD-SOP#HPLC02 : 8330 Calibration 23-MAY-2020

Sample Info : 1 (25ppb)

==========

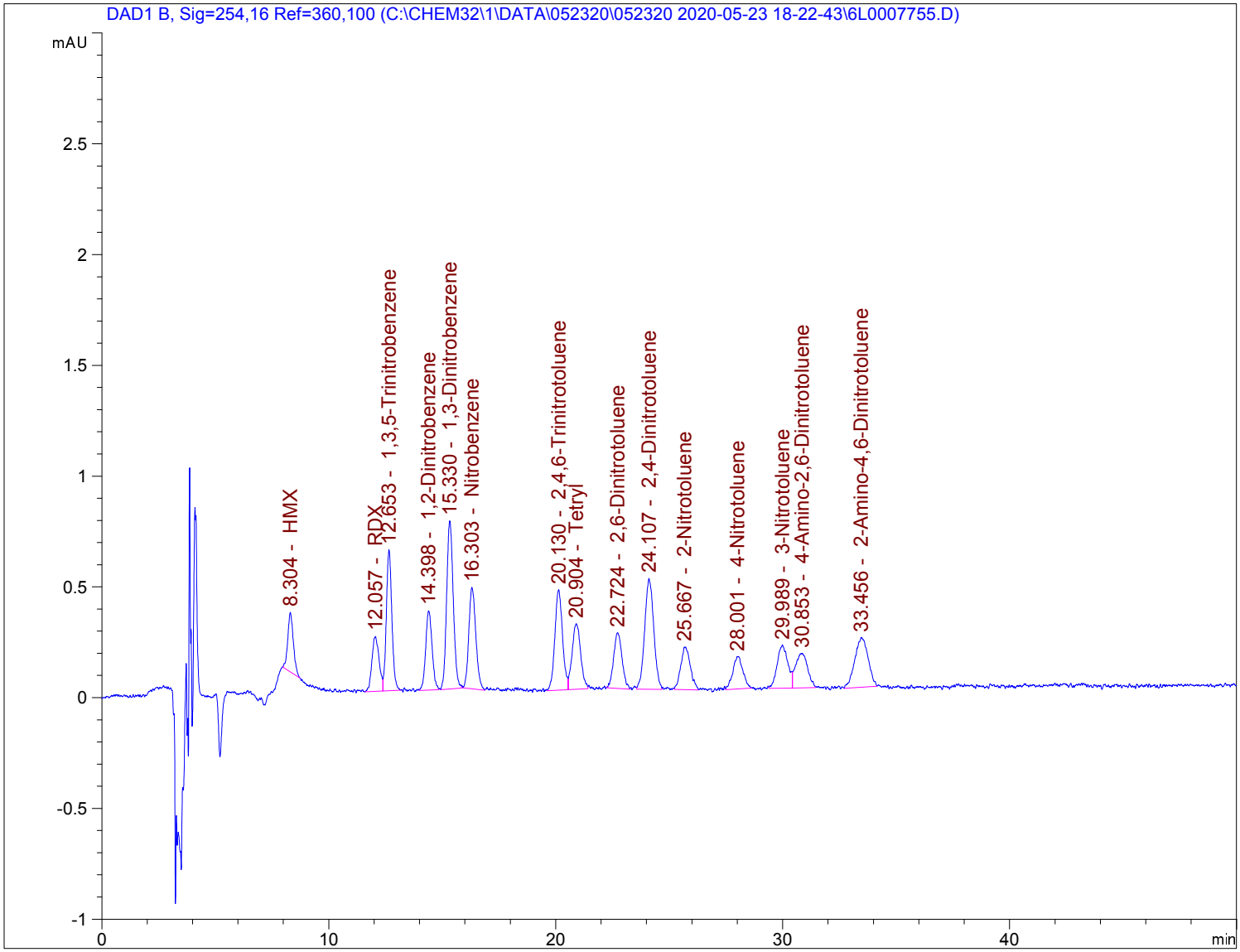

Data File C:\CHEM32\1\DATA\052320\052320 2020-05-23 18-22-43\6L0007755.D
Sample Name: S0E0403-CAL6

==========

Acq. Operator : JWR
Seq. Line : 6
Acq. Instrument : HPLC6
Location : 6
Injection Date : 5/23/2020 10:49:45 PM
Inj : 1
Inj Volume : 100.000 µl
Acq. Method : C:\Chem32\1\Data\052320\052320 2020-05-23 18-22-43\8330.M
Last changed : 5/23/2020 6:22:43 PM by JWR
Analysis Method : C:\CHEM32\1\METHODS\8330DATA.M
Last changed : 5/26/2020 10:01:24 AM by JWR
Method Info : OVD-SOP#HPLC02 : 8330 Calibration 23-MAY-2020

Sample Info : 1 (25ppb)

==========

==========

External Standard Report

==========

Sorted By : Signal
Calib. Data Modified : Tuesday, May 26, 2020 10:01:16 AM
Multiplier : 1.0000
Dilution : 1.0000
Do not use Multiplier & Dilution Factor with ISTDs

Signal 1: DAD1 B, Sig=254,16 Ref=360,100

RetTime [min]	Type	Area [mAU*s]	Amt/Area	Amount [ug/L]	Grp	Name
8.304	BBA	4.55983	5.56084	25.35647		HMX
12.057	BV	5.49822	4.64343	25.53059		RDX
12.653	VBA	10.80838	2.33431	25.23005		1,3,5-Trinitrobenzene
14.398	VV	7.02865	3.59131	25.24204		1,2-Dinitrobenzene
15.330	VV	15.34164	1.63562	25.09312		1,3-Dinitrobenzene
16.303	VV	9.81375	2.57994	25.31889		Nitrobenzene
20.130	VV	10.69083	2.34243	25.04252		2,4,6-Trinitrotoluene
20.904	VV	7.73860	3.34928	25.91872		Tetryl
22.724	BBA	6.48418	3.78260	24.52708		2,6-Dinitrotoluene
24.107	VF	13.84932	1.80116	24.94489		2,4-Dinitrotoluene
25.667	VBA	5.64298	4.56747	25.77419		2-Nitrotoluene
28.001	VBA	4.57269	5.48804	25.09510		4-Nitrotoluene
29.989	VV	6.45928	3.90112	25.19844		3-Nitrotoluene
30.853	VF	5.76194	4.21171	24.26763		4-Amino-2,6-Dinitrotoluene
33.456	BF	9.12299	2.78050	25.36648		2-Amino-4,6-Dinitrotoluene

Totals : 377.90619

==========

*** End of Report ***

Data File C:\CHEM32\1\DATA\052320\052320 2020-05-23 18-22-43\6L0007756.D
Sample Name: S0E0403-ICV1

==========

Acq. Operator : JWR
Seq. Line : 7
Acq. Instrument : HPLC6
Location : 7
Injection Date : 5/23/2020 11:42:35 PM
Inj : 1
Inj Volume : 100.000 µl
Acq. Method : C:\Chem32\1\Data\052320\052320 2020-05-23 18-22-43\8330.M
Last changed : 5/23/2020 6:22:43 PM by JWR
Analysis Method : C:\CHEM32\1\METHODS\8330DATA.M
Last changed : 5/26/2020 11:28:46 AM by JWR
Method Info : OVD-SOP#HPLC02 : 8330 Calibration 23-MAY-2020

Sample Info : 1 (500ppb)

==========

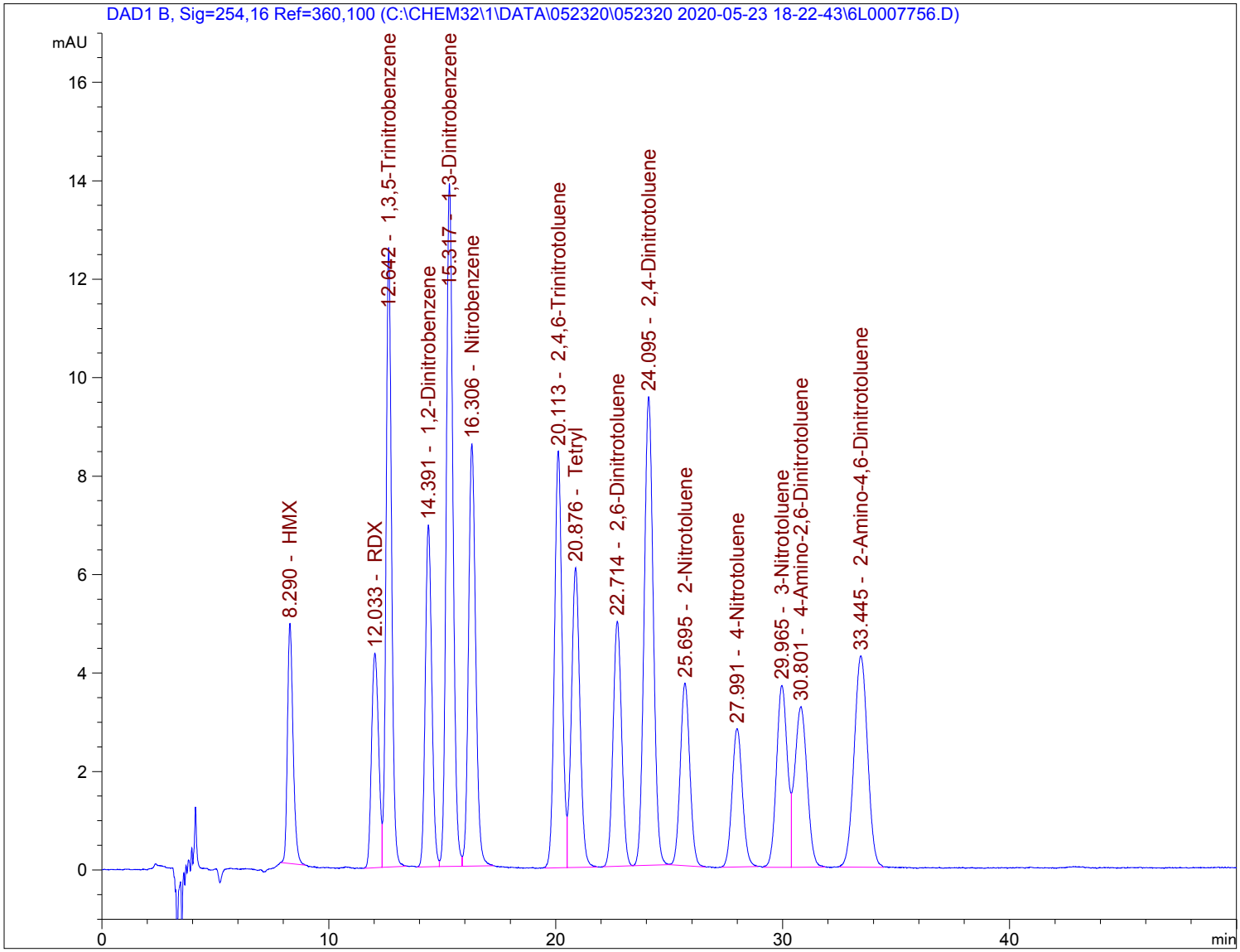

Data File C:\CHEM32\1\DATA\052320\052320 2020-05-23 18-22-43\6L0007756.D
Sample Name: S0E0403-ICV1

==========

Acq. Operator : JWR
Seq. Line : 7
Acq. Instrument : HPLC6
Location : 7
Injection Date : 5/23/2020 11:42:35 PM
Inj : 1
Inj Volume : 100.000 µl
Acq. Method : C:\Chem32\1\Data\052320\052320 2020-05-23 18-22-43\8330.M
Last changed : 5/23/2020 6:22:43 PM by JWR
Analysis Method : C:\CHEM32\1\METHODS\8330DATA.M
Last changed : 5/26/2020 11:28:46 AM by JWR
Method Info : OVD-SOP#HPLC02 : 8330 Calibration 23-MAY-2020

Sample Info : 1 (500ppb)

==========

==========

External Standard Report

==========

Sorted By : Signal
Calib. Data Modified : Tuesday, May 26, 2020 11:18:38 AM
Multiplier : 1.0000
Dilution : 1.0000
Do not use Multiplier & Dilution Factor with ISTDs

Signal 1: DAD1 B, Sig=254,16 Ref=360,100

RetTime [min]	Type	Area [mAU*s]	Amt/Area	Amount [ug/L]	Grp	Name
8.290	BBA	84.00888	5.81275	488.32263		HMX
12.033	BV	94.84057	4.97093	471.44548		RDX
12.642	VBA	214.12270	2.34598	502.32739		1,3,5-Trinitrobenzene
14.391	BV	138.06622	3.62126	499.97313		1,2-Dinitrobenzene
15.317	VV	285.69409	1.62979	465.62261		1,3-Dinitrobenzene
16.306	VBA	188.06497	2.52497	474.85805		Nitrobenzene
20.113	VV	197.48325	2.39585	473.13993		2,4,6-Trinitrotoluene
20.876	VBA	158.17752	3.17000	501.42307		Tetryl
22.714	BV	130.58818	3.76725	491.95875		2,6-Dinitrotoluene
24.095	VV	266.62320	1.83283	488.67561		2,4-Dinitrotoluene
25.695	VBA	108.11860	4.55511	492.49234		2-Nitrotoluene
27.991	BBA	89.80752	5.41752	486.53365		4-Nitrotoluene
29.965	BV	124.52367	3.99046	496.90655		3-Nitrotoluene
30.801	VF	123.61018	4.20228	519.44506		4-Amino-2,6-Dinitrotoluene
33.445	VF	176.47273	2.76089	487.22183		2-Amino-4,6-Dinitrotoluene

Totals : 7340.34608

==========

*** End of Report ***

Data File C:\CHEM32\1\DATA\052320\052320 2020-05-23 18-22-43\6L0007764.D
Sample Name: S0E0403-CCV1

==========

Acq. Operator : JWR
Seq. Line : 15
Acq. Instrument : HPLC6
Location : 3
Injection Date : 5/24/2020 6:45:08 AM
Inj : 1
Inj Volume : 100.000 µl
Acq. Method : C:\Chem32\1\Data\052320\052320 2020-05-23 18-22-43\8330.M
Last changed : 5/23/2020 6:22:43 PM by JWR
Analysis Method : C:\CHEM32\1\METHODS\8330DATA.M
Last changed : 5/26/2020 12:29:37 PM by JWR
Method Info : OVD-SOP#HPLC02 : 8330 Calibration 23-MAY-2020

Sample Info : 1 (500ppb)

==========

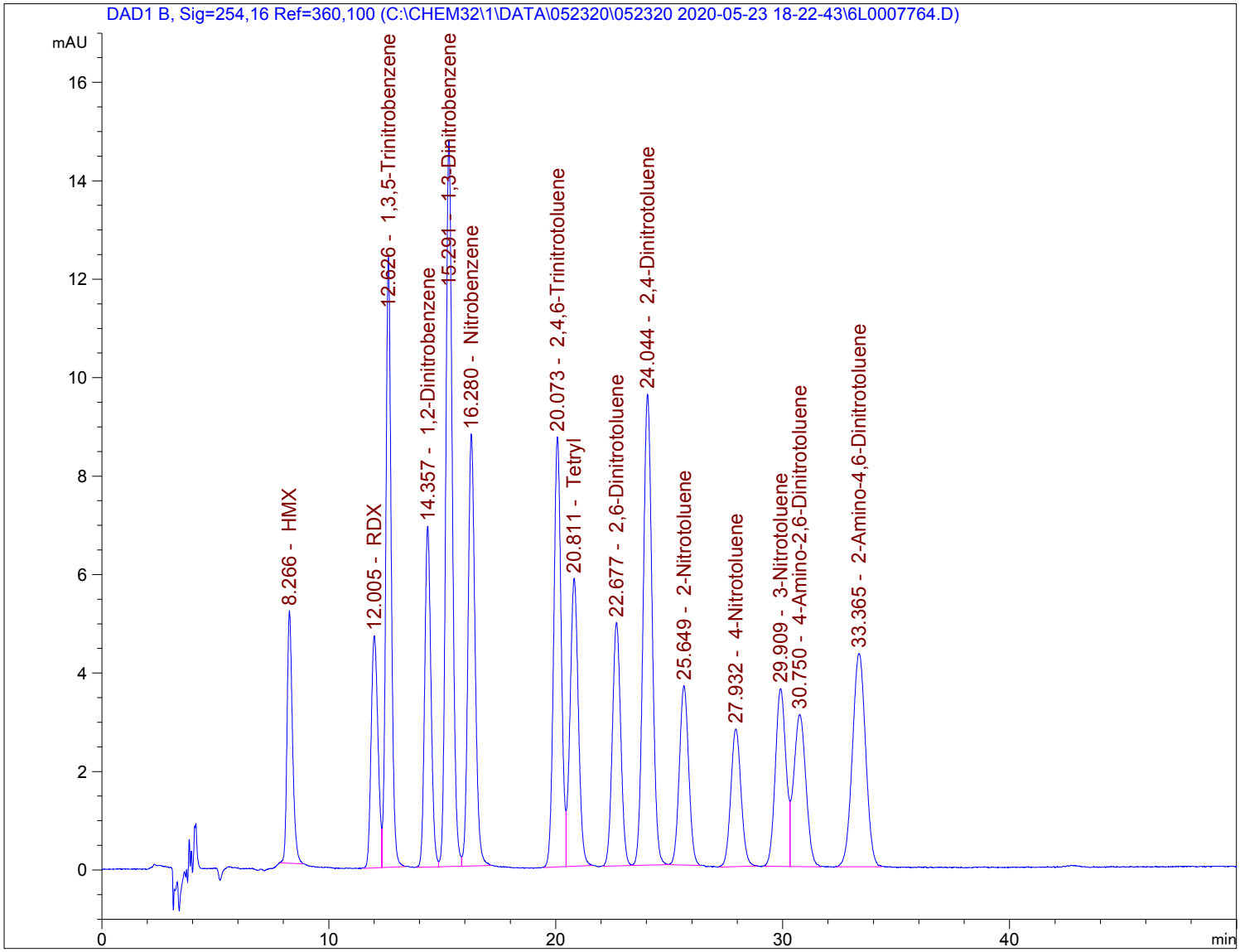

Data File C:\CHEM32\1\DATA\052320\052320 2020-05-23 18-22-43\6L0007764.D
Sample Name: S0E0403-CCV1

==========

Acq. Operator : JWR
Seq. Line : 15
Acq. Instrument : HPLC6
Location : 3
Injection Date : 5/24/2020 6:45:08 AM
Inj : 1
Inj Volume : 100.000 µl
Acq. Method : C:\Chem32\1\Data\052320\052320 2020-05-23 18-22-43\8330.M
Last changed : 5/23/2020 6:22:43 PM by JWR
Analysis Method : C:\CHEM32\1\METHODS\8330DATA.M
Last changed : 5/26/2020 12:29:37 PM by JWR
Method Info : OVD-SOP#HPLC02 : 8330 Calibration 23-MAY-2020

Sample Info : 1 (500ppb)

==========

==========

External Standard Report

==========

Sorted By : Signal
Calib. Data Modified : 5/26/2020 11:34:42 AM
Multiplier : 1.0000
Dilution : 1.0000
Do not use Multiplier & Dilution Factor with ISTDs

Signal 1: DAD1 B, Sig=254,16 Ref=360,100

RetTime [min]	Type	Area [mAU*s]	Amt/Area	Amount [ug/L]	Grp	Name
8.266	BV	84.82149	5.81291	493.06005		HMX
12.005	VV	98.74675	4.97172	490.94080		RDX
12.626	VBA	206.15486	2.34595	483.62826		1,3,5-Trinitrobenzene
14.357	BV	133.29405	3.62116	482.67969		1,2-Dinitrobenzene
15.291	VV	296.18884	1.62979	482.72514		1,3-Dinitrobenzene
16.280	VF	188.20537	2.52497	475.21214		Nitrobenzene
20.073	VV	200.40842	2.39590	480.15941		2,4,6-Trinitrotoluene
20.811	VF	148.56923	3.17056	471.04699		Tetryl
22.677	VV	127.04353	3.76719	478.59704		2,6-Dinitrotoluene
24.044	VV	262.89114	1.83280	481.82784		2,4-Dinitrotoluene
25.649	VBA	104.02148	4.55486	473.80358		2-Nitrotoluene
27.932	BBA	88.22607	5.41755	477.96903		4-Nitrotoluene
29.909	BV	119.20587	3.99026	475.66269		3-Nitrotoluene
30.750	VF	114.87306	4.20239	482.74126		4-Amino-2,6-Dinitrotoluene
33.365	BF	175.50261	2.76088	484.54197		2-Amino-4,6-Dinitrotoluene

Totals : 7214.59588

==========

*** End of Report ***

Data File C:\CHEM32\1\DATA\021621\021621 2021-02-16 17-01-54\5L027715.D
Sample Name: S1B0260-CAL1

==========

Acq. Operator : JWR
Seq. Line : 1
Acq. Instrument : HPLC5
Location : Vial 1
Injection Date : 2/16/2021 5:05:10 PM
Inj : 1
Inj Volume : 100 µl
Acq. Method : C:\Chem32\1\DATA\021621\021621 2021-02-16 17-01-54\8330PLUS-PETN.M
Last changed : 2/16/2021 5:01:34 PM by JWR
Analysis Method : C:\CHEM32\1\METHODS\8330PLUS-PETNDA.M
Last changed : 2/17/2021 11:05:26 AM by JWR
Method Info : OVD-SOP#HPLC02: 8330PLUS-PETN Calibration 02/16/2021

Sample Info : 1 (2500ppb "OC")

==========

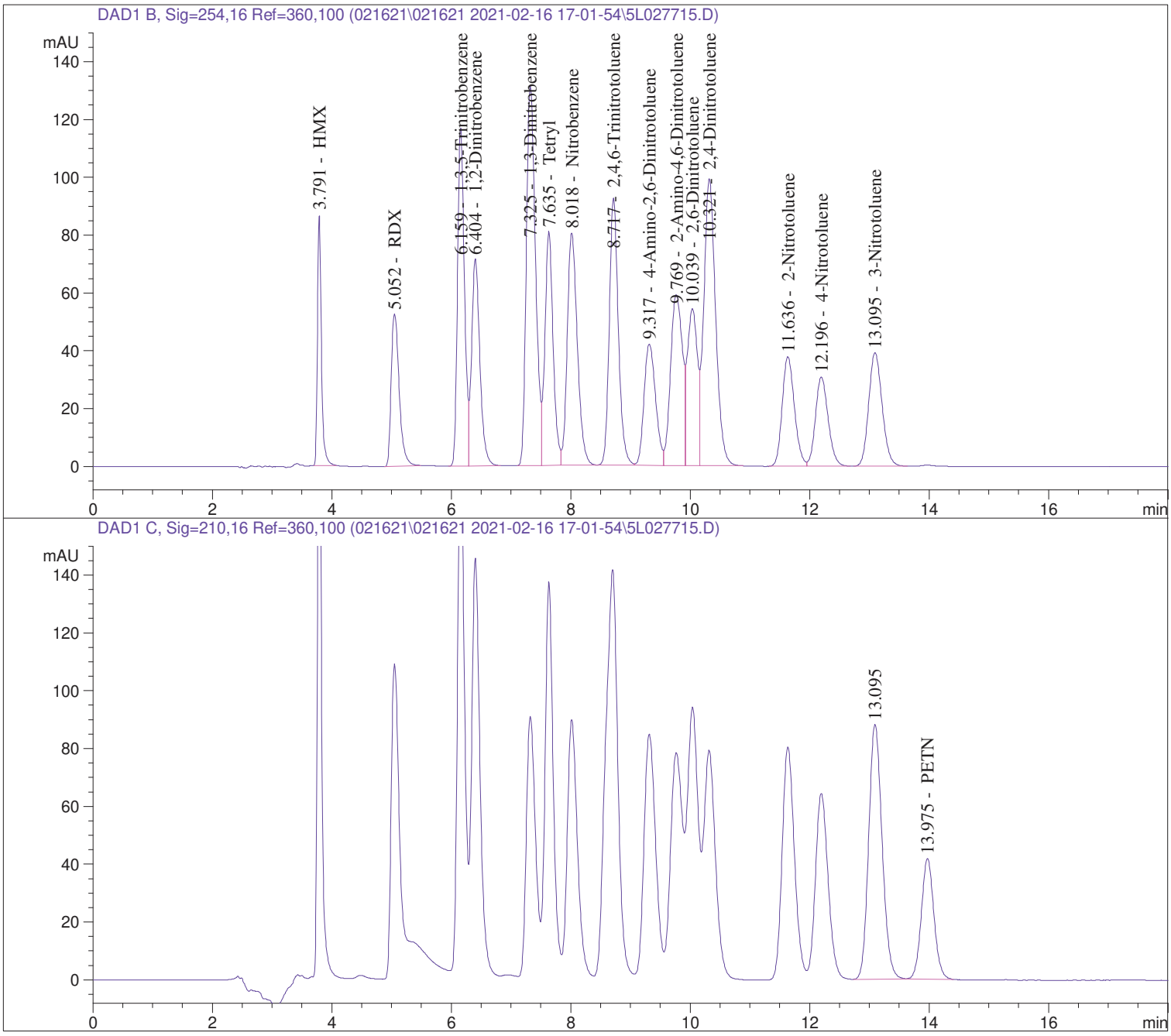

Data File C:\CHEM32\1\DATA\021621\021621 2021-02-16 17-01-54\5L027715.D
Sample Name: S1B0260-CAL1

==========

Acq. Operator : JWR Seq. Line : 1
Acq. Instrument : HPLC5 Location : Vial 1
Injection Date : 2/16/2021 5:05:10 PM Inj : 1
Inj Volume : 100 µl
Acq. Method : C:\Chem32\1\DATA\021621\021621 2021-02-16 17-01-54\8330PLUS-PETN.M
Last changed : 2/16/2021 5:01:34 PM by JWR
Analysis Method : C:\CHEM32\1\METHODS\8330PLUS-PETNDA.M
Last changed : 2/17/2021 11:05:26 AM by JWR
Method Info : OVD-SOP#HPLC02: 8330PLUS-PETN Calibration 02/16/2021

Sample Info : 1 (2500ppb "OC")

==========

==========

External Standard Report

==========

Sorted By : Signal
Calib. Data Modified : Wednesday, February 17, 2021 10:58:56 AM
Multiplier : 1.0000
Dilution : 1.0000
Use Multiplier & Dilution Factor with ISTDs

Signal 1: DAD1 B, Sig=254,16 Ref=360,100

RetTime [min]	Type	Area [mAU*s]	Amt/Area	Amount [ug/L]	Grp	Name
3.791	BBA	400.04810	6.25226	2501.20614		HMX
5.052	BBA	487.12939	5.12406	2496.07793		RDX
6.159	BV	941.38965	2.64821	2492.99736		1,3,5-Trinitrobenzene
6.404	VV	692.22449	3.60163	2493.13700		1,2-Dinitrobenzene
7.325	BV	1396.80042	1.78358	2491.30839		1,3-Dinitrobenzene
7.635	VV	779.10834	3.19632	2490.27911		Tetryl
8.018	VV	944.93933	2.63720	2491.99435		Nitrobenzene
8.717	VV	971.21545	2.56236	2488.59989		2,4,6-Trinitrotoluene
9.317	VV	565.30713	4.41235	2494.33161		4-Amino-2,6-Dinitrotoluene
9.769	VV	812.19672	3.07556	2497.96215		2-Amino-4,6-Dinitrotoluene
10.039	VV	645.06622	3.85628	2487.55754		2,6-Dinitrotoluene
10.321	VBA	1373.85400	1.81648	2495.57713		2,4-Dinitrotoluene
11.636	VV	541.85254	4.59935	2492.16824		2-Nitrotoluene
12.196	VBA	455.22443	5.46882	2489.54089		4-Nitrotoluene
13.095	BBA	612.24445	4.07240	2493.30478		3-Nitrotoluene

Totals : 3.73960e4

Data File C:\CHEM32\1\DATA\021621\021621 2021-02-16 17-01-54\5L027715.D
Sample Name: S1B0260-CAL1

==========

Acq. Operator : JWR Seq. Line : 1
Acq. Instrument : HPLC5 Location : Vial 1
Injection Date : 2/16/2021 5:05:10 PM Inj : 1
Inj Volume : 100 µl
Acq. Method : C:\Chem32\1\DATA\021621\021621 2021-02-16 17-01-54\8330PLUS-PETN.M
Last changed : 2/16/2021 5:01:34 PM by JWR
Analysis Method : C:\CHEM32\1\METHODS\8330PLUS-PETNDA.M
Last changed : 2/17/2021 11:05:26 AM by JWR
Method Info : OVD-SOP#HPLC02: 8330PLUS-PETN Calibration 02/16/2021

Sample Info : 1 (2500ppb "OC")

==========

Signal 2: DAD1 C, Sig=210,16 Ref=360,100

RetTime [min]	Type	Area [mAU*s]	Amt/Area	Amount [ug/L]	Grp	Name
13.975	VBA	613.85156	4.07113	2499.06967		PETN

Totals : 2499.06967

1 Warnings or Errors :

Warning : Calibration warnings (see calibration table listing)

==========

*** End of Report ***

Data File C:\CHEM32\1\DATA\021621\021621 2021-02-16 17-01-54\5L027716.D
Sample Name: S1B0260-CAL2

==========

Acq. Operator : JWR
Seq. Line : 2
Acq. Instrument : HPLC5
Location : Vial 2
Injection Date : 2/16/2021 5:28:18 PM
Inj : 1
Inj Volume : 100 µl
Acq. Method : C:\Chem32\1\DATA\021621\021621 2021-02-16 17-01-54\8330PLUS-PETN.M
Last changed : 2/16/2021 5:01:34 PM by JWR
Analysis Method : C:\CHEM32\1\METHODS\8330PLUS-PETNDA.M
Last changed : 2/17/2021 10:59:19 AM by JWR
Method Info : OVD-SOP#HPLC02: 8330PLUS-PETN Calibration 02/16/2021

Sample Info : 1 (1000ppb "OC")

==========

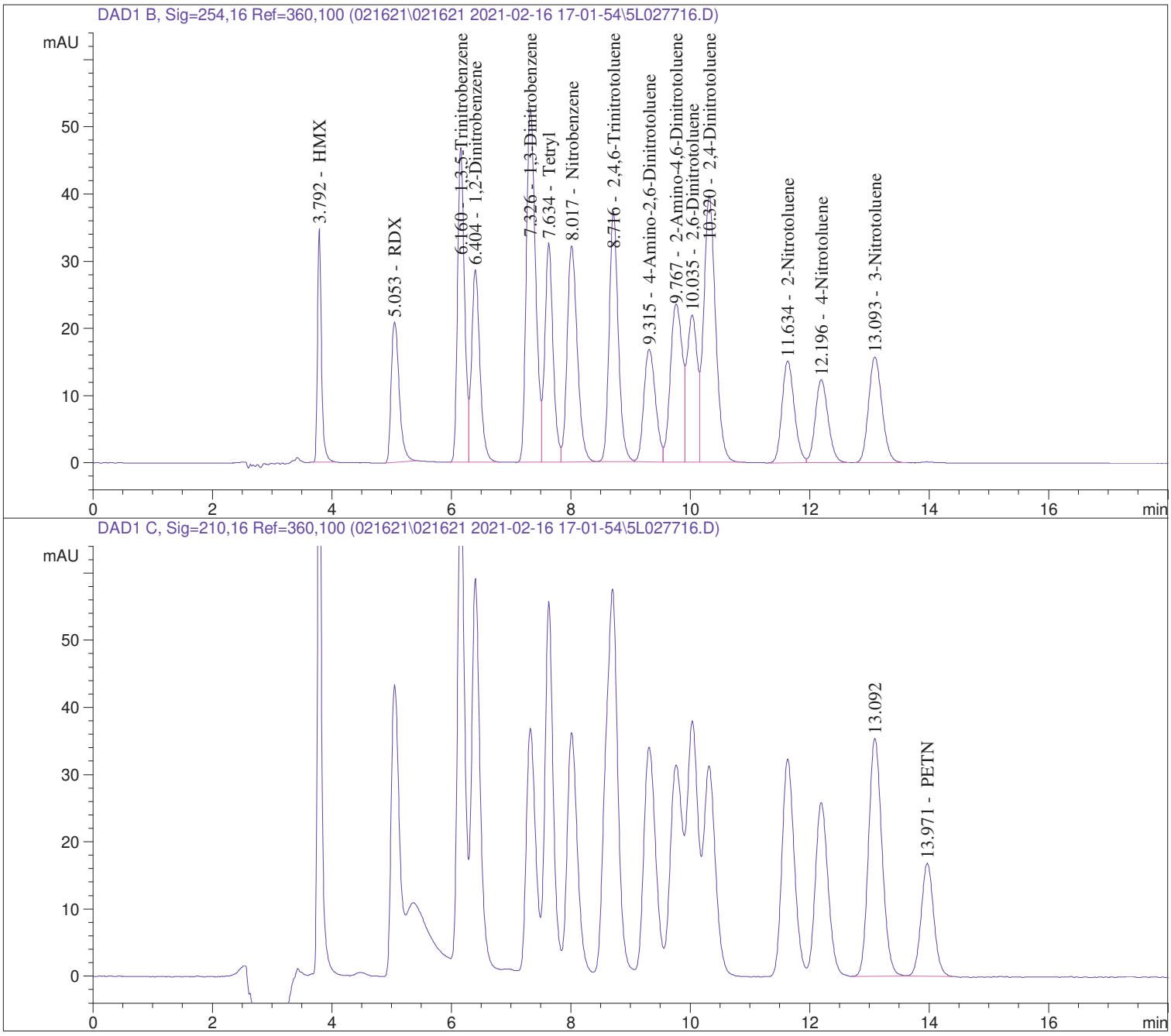

Data File C:\CHEM32\1\DATA\021621\021621 2021-02-16 17-01-54\5L027716.D
Sample Name: S1B0260-CAL2

==========

Acq. Operator : JWR
Seq. Line : 2
Acq. Instrument : HPLC5
Location : Vial 2
Injection Date : 2/16/2021 5:28:18 PM
Inj : 1
Inj Volume : 100 µl
Acq. Method : C:\Chem32\1\DATA\021621\021621 2021-02-16 17-01-54\8330PLUS-PETN.M
Last changed : 2/16/2021 5:01:34 PM by JWR
Analysis Method : C:\CHEM32\1\METHODS\8330PLUS-PETNDA.M
Last changed : 2/17/2021 10:59:19 AM by JWR
Method Info : OVD-SOP#HPLC02: 8330PLUS-PETN Calibration 02/16/2021

Sample Info : 1 (1000ppb "OC")

==========

==========

External Standard Report

==========

Sorted By : Signal
Calib. Data Modified : Wednesday, February 17, 2021 10:58:56 AM
Multiplier : 1.0000
Dilution : 1.0000
Use Multiplier & Dilution Factor with ISTDs

Signal 1: DAD1 B, Sig=254,16 Ref=360,100

RetTime [min]	Type	Area [mAU*s]	Amt/Area	Amount [ug/L]	Grp	Name
3.792	BBA	161.04153	6.24438	1005.60412		HMX
5.053	BBA	195.03403	5.14989	1004.40284		RDX
6.160	BV	379.84180	2.64795	1005.80131		1,3,5-Trinitrobenzene
6.404	VV	279.58441	3.60168	1006.97263		1,2-Dinitrobenzene
7.326	BV	565.18854	1.78310	1007.78486		1,3-Dinitrobenzene
7.634	VV	315.70645	3.19599	1008.99329		Tetryl
8.017	VV	381.54041	2.63693	1006.09491		Nitrobenzene
8.716	VV	394.18430	2.56117	1009.57393		2,4,6-Trinitrotoluene
9.315	VV	228.58629	4.41054	1008.18972		4-Amino-2,6-Dinitrotoluene
9.767	VV	327.33414	3.07543	1006.69202		2-Amino-4,6-Dinitrotoluene
10.035	VV	262.19235	3.85282	1010.18090		2,6-Dinitrotoluene
10.320	VBA	554.84265	1.81567	1007.41092		2,4-Dinitrotoluene
11.634	BV	218.49843	4.59761	1004.57122		2-Nitrotoluene
12.196	VBA	183.68279	5.46830	1004.43267		4-Nitrotoluene
13.093	BBA	246.68472	4.07206	1004.51477		3-Nitrotoluene

Totals : 1.51012e4

Data File C:\CHEM32\1\DATA\021621\021621 2021-02-16 17-01-54\5L027716.D
Sample Name: S1B0260-CAL2

==========

Acq. Operator : JWR Seq. Line : 2
Acq. Instrument : HPLC5 Location : Vial 2
Injection Date : 2/16/2021 5:28:18 PM Inj : 1
Inj Volume : 100 µl
Acq. Method : C:\Chem32\1\DATA\021621\021621 2021-02-16 17-01-54\8330PLUS-PETN.M
Last changed : 2/16/2021 5:01:34 PM by JWR
Analysis Method : C:\CHEM32\1\METHODS\8330PLUS-PETNDA.M
Last changed : 2/17/2021 10:59:19 AM by JWR
Method Info : OVD-SOP#HPLC02: 8330PLUS-PETN Calibration 02/16/2021

Sample Info : 1 (1000ppb "OC")

==========

Signal 2: DAD1 C, Sig=210,16 Ref=360,100

RetTime [min]	Type	Area [mAU*s]	Amt/Area	Amount [ug/L]	Grp	Name
13.971	VBA	247.46407	4.07008	1007.19977		PETN

Totals : 1007.19977

1 Warnings or Errors :

Warning : Calibration warnings (see calibration table listing)

==========

*** End of Report ***

Data File C:\CHEM32\1\DATA\021621\021621 2021-02-16 17-01-54\5L027717.D
Sample Name: S1B0260-CAL3

==========

Acq. Operator : JWR
Seq. Line : 3
Acq. Instrument : HPLC5
Location : Vial 3
Injection Date : 2/16/2021 5:51:29 PM
Inj : 1
Inj Volume : 100 µl
Acq. Method : C:\Chem32\1\DATA\021621\021621 2021-02-16 17-01-54\8330PLUS-PETN.M
Last changed : 2/16/2021 5:01:34 PM by JWR
Analysis Method : C:\CHEM32\1\METHODS\8330PLUS-PETNDA.M
Last changed : 2/17/2021 11:18:03 AM by JWR
Method Info : OVD-SOP#HPLC02: 8330PLUS-PETN Calibration 02/16/2021

Sample Info : 1 (500ppb "OC")

==========

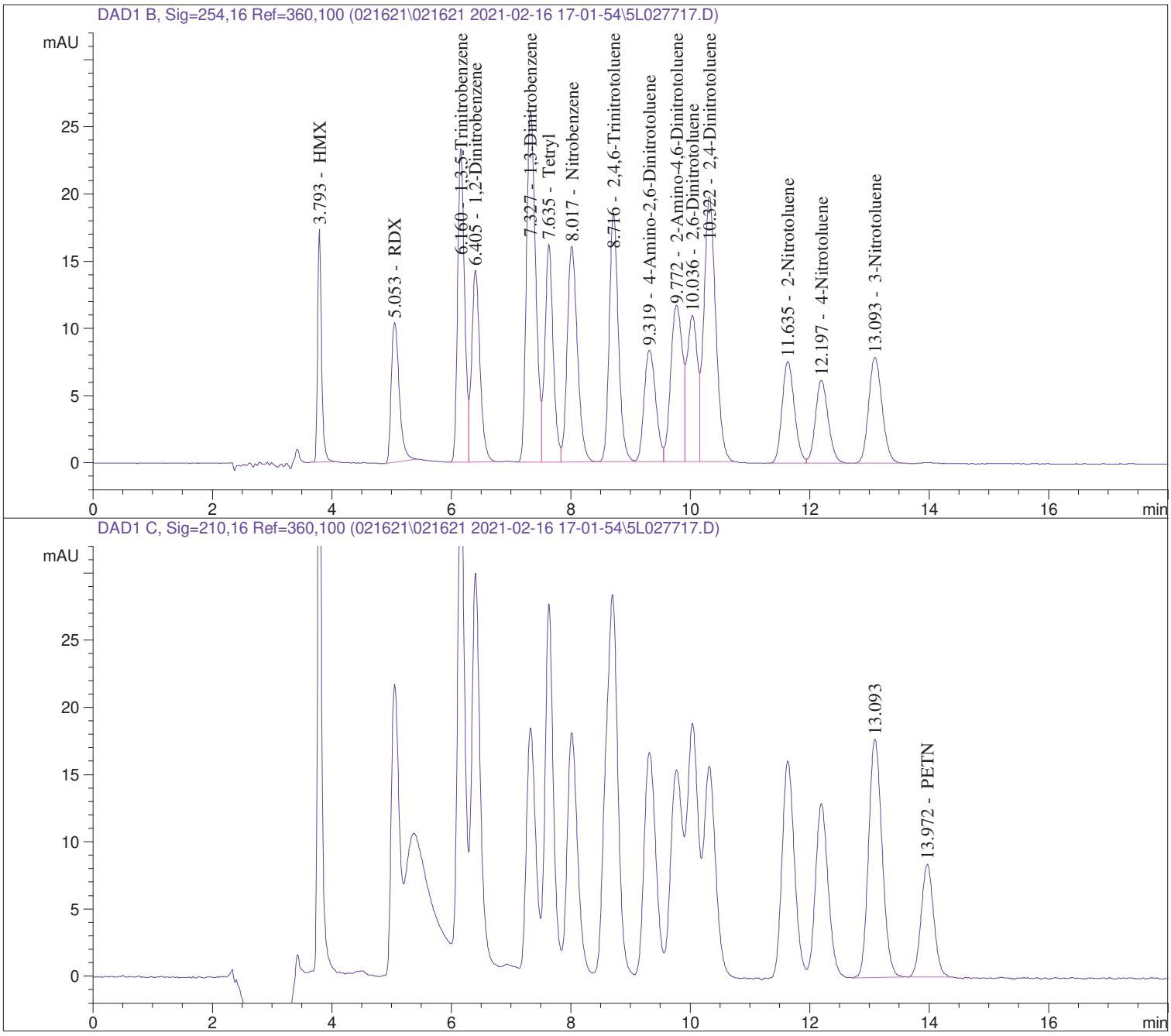

Data File C:\CHEM32\1\DATA\021621\021621 2021-02-16 17-01-54\5L027717.D
Sample Name: S1B0260-CAL3

==========

Acq. Operator : JWR
Seq. Line : 3
Acq. Instrument : HPLC5
Location : Vial 3
Injection Date : 2/16/2021 5:51:29 PM
Inj : 1
Inj Volume : 100 µl
Acq. Method : C:\Chem32\1\DATA\021621\021621 2021-02-16 17-01-54\8330PLUS-PETN.M
Last changed : 2/16/2021 5:01:34 PM by JWR
Analysis Method : C:\CHEM32\1\METHODS\8330PLUS-PETNDA.M
Last changed : 2/17/2021 11:18:03 AM by JWR
Method Info : OVD-SOP#HPLC02: 8330PLUS-PETN Calibration 02/16/2021

Sample Info : 1 (500ppb "OC")

==========

==========

External Standard Report

==========

Sorted By : Signal
Calib. Data Modified : Wednesday, February 17, 2021 11:17:55 AM
Multiplier : 1.0000
Dilution : 1.0000
Use Multiplier & Dilution Factor with ISTDs

Signal 1: DAD1 B, Sig=254,16 Ref=360,100

RetTime [min]	Type	Area [mAU*s]	Amt/Area	Amount [ug/L]	Grp	Name
3.793	BBA	79.50555	6.23084	495.38642		HMX
5.053	BBA	96.88911	5.19352	503.19558		RDX
6.160	BV	189.20905	2.64751	500.93200		1,3,5-Trinitrobenzene
6.405	VV	138.80054	3.60175	499.92547		1,2-Dinitrobenzene
7.327	BV	281.18637	1.78227	501.14960		1,3-Dinitrobenzene
7.635	VV	156.66066	3.19542	500.59597		Tetryl
8.017	VV	190.24303	2.63647	501.57023		Nitrobenzene
8.716	VV	196.03940	2.55916	501.69590		2,4,6-Trinitrotoluene
9.319	VV	112.90280	4.40744	497.61225		4-Amino-2,6-Dinitrotoluene
9.772	VV	161.09799	3.07519	495.40696		2-Amino-4,6-Dinitrotoluene
10.036	VV	130.55708	3.84695	502.24634		2,6-Dinitrotoluene
10.322	VBA	274.03061	1.81428	497.16770		2,4-Dinitrotoluene
11.635	VV	109.27006	4.59471	502.06392		2-Nitrotoluene
12.197	VBA	92.35337	5.46744	504.93630		4-Nitrotoluene
13.093	BBA	123.39902	4.07149	502.41757		3-Nitrotoluene

Totals : 7506.30221

Data File C:\CHEM32\1\DATA\021621\021621 2021-02-16 17-01-54\5L027717.D
Sample Name: S1B0260-CAL3

==========

Acq. Operator : JWR
Seq. Line : 3
Acq. Instrument : HPLC5
Location : Vial 3
Injection Date : 2/16/2021 5:51:29 PM
Inj : 1
Inj Volume : 100 µl
Acq. Method : C:\Chem32\1\DATA\021621\021621 2021-02-16 17-01-54\8330PLUS-PETN.M
Last changed : 2/16/2021 5:01:34 PM by JWR
Analysis Method : C:\CHEM32\1\METHODS\8330PLUS-PETNDA.M
Last changed : 2/17/2021 11:18:03 AM by JWR
Method Info : OVD-SOP#HPLC02: 8330PLUS-PETN Calibration 02/16/2021

Sample Info : 1 (500ppb "OC")

==========

Signal 2: DAD1 C, Sig=210,16 Ref=360,100

RetTime [min]	Type	Area [mAU*s]	Amt/Area	Amount [ug/L]	Grp	Name
13.972	VBA	122.52049	4.06830	498.45001		PETN

Totals : 498.45001

1 Warnings or Errors :

Warning : Calibration warnings (see calibration table listing)

==========

*** End of Report ***

Data File C:\CHEM32\1\DATA\021621\021621 2021-02-16 17-01-54\5L027718.D
Sample Name: S1B0260-CAL4

==========

Acq. Operator : JWR
Seq. Line : 4
Acq. Instrument : HPLC5
Location : Vial 4
Injection Date : 2/16/2021 6:14:39 PM
Inj : 1
Inj Volume : 100 µl
Acq. Method : C:\Chem32\1\DATA\021621\021621 2021-02-16 17-01-54\8330PLUS-PETN.M
Last changed : 2/16/2021 5:01:34 PM by JWR
Analysis Method : C:\CHEM32\1\METHODS\8330PLUS-PETNDA.M
Last changed : 2/17/2021 11:28:03 AM by JWR
Method Info : OVD-SOP#HPLC02: 8330PLUS-PETN Calibration 02/16/2021

Sample Info : 1 (100ppb "OC")

==========

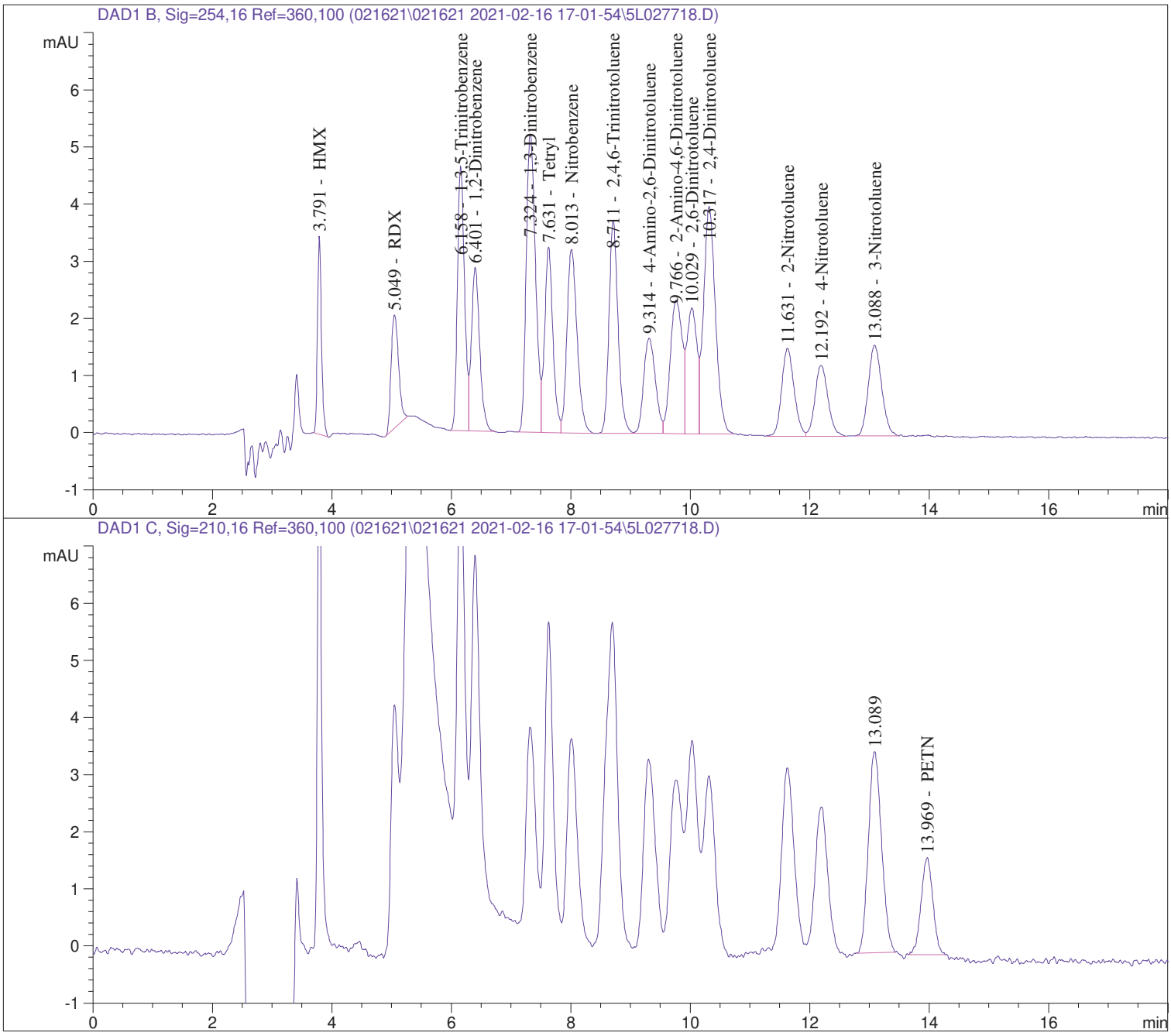

Data File C:\CHEM32\1\DATA\021621\021621 2021-02-16 17-01-54\5L027718.D
Sample Name: S1B0260-CAL4

==========

Acq. Operator : JWR
Seq. Line : 4
Acq. Instrument : HPLC5
Location : Vial 4
Injection Date : 2/16/2021 6:14:39 PM
Inj : 1
Inj Volume : 100 µl
Acq. Method : C:\Chem32\1\DATA\021621\021621 2021-02-16 17-01-54\8330PLUS-PETN.M
Last changed : 2/16/2021 5:01:34 PM by JWR
Analysis Method : C:\CHEM32\1\METHODS\8330PLUS-PETNDA.M
Last changed : 2/17/2021 11:28:03 AM by JWR
Method Info : OVD-SOP#HPLC02: 8330PLUS-PETN Calibration 02/16/2021

Sample Info : 1 (100ppb "OC")

==========

==========

External Standard Report

==========

Sorted By : Signal
Calib. Data Modified : Wednesday, February 17, 2021 11:27:55 AM
Multiplier : 1.0000
Dilution : 1.0000
Use Multiplier & Dilution Factor with ISTDs

Signal 1: DAD1 B, Sig=254,16 Ref=360,100

RetTime [min]	Type	Area [mAU*s]	Amt/Area	Amount [ug/L]	Grp	Name
3.791	BBA	15.93051	6.12414	97.56069		HMX
5.049	BV	17.24738	5.59392	96.48051		RDX
6.158	BV	37.99035	2.64400	100.44637		1,3,5-Trinitrobenzene
6.401	VBA	27.79845	3.60237	100.14041		1,2-Dinitrobenzene
7.324	BV	56.37719	1.77571	100.10950		1,3-Dinitrobenzene
7.631	VV	31.56302	3.19093	100.71550		Tetryl
8.013	VF	38.23725	2.63284	100.67259		Nitrobenzene
8.711	VV	39.48695	2.54328	100.42617		2,4,6-Trinitrotoluene
9.314	VV	22.82393	4.38323	100.04261		4-Amino-2,6-Dinitrotoluene
9.766	VV	32.58117	3.07336	100.13352		2-Amino-4,6-Dinitrotoluene
10.029	VV	26.38984	3.80075	100.30131		2,6-Dinitrotoluene
10.317	VBA	55.42801	1.80343	99.96074		2,4-Dinitrotoluene
11.631	BV	22.33757	4.57209	102.12929		2-Nitrotoluene
12.192	VV	18.76105	5.46063	102.44717		4-Nitrotoluene
13.088	BV	24.74515	4.06693	100.63671		3-Nitrotoluene

Totals : 1502.20308

Data File C:\CHEM32\1\DATA\021621\021621 2021-02-16 17-01-54\5L027718.D
Sample Name: S1B0260-CAL4

==========

Acq. Operator : JWR
Seq. Line : 4
Acq. Instrument : HPLC5
Location : Vial 4
Injection Date : 2/16/2021 6:14:39 PM
Inj : 1
Inj Volume : 100 µl
Acq. Method : C:\Chem32\1\DATA\021621\021621 2021-02-16 17-01-54\8330PLUS-PETN.M
Last changed : 2/16/2021 5:01:34 PM by JWR
Analysis Method : C:\CHEM32\1\METHODS\8330PLUS-PETNDA.M
Last changed : 2/17/2021 11:28:03 AM by JWR
Method Info : OVD-SOP#HPLC02: 8330PLUS-PETN Calibration 02/16/2021

Sample Info : 1 (100ppb "OC")

==========

Signal 2: DAD1 C, Sig=210,16 Ref=360,100

RetTime [min]	Type	Area [mAU*s]	Amt/Area	Amount [ug/L]	Grp	Name
13.969	BBA	23.42405	4.05333	94.94550		PETN

Totals : 94.94550

1 Warnings or Errors :

Warning : Calibration warnings (see calibration table listing)

==========

*** End of Report ***

Data File C:\CHEM32\1\DATA\021621\021621 2021-02-16 17-01-54\5L027719.D
Sample Name: S1B0260-CAL5

==========

Acq. Operator : JWR
Seq. Line : 5
Acq. Instrument : HPLC5
Location : Vial 5
Injection Date : 2/16/2021 6:37:51 PM
Inj : 1
Inj Volume : 100 µl
Acq. Method : C:\Chem32\1\DATA\021621\021621 2021-02-16 17-01-54\8330PLUS-PETN.M
Last changed : 2/16/2021 5:01:34 PM by JWR
Analysis Method : C:\CHEM32\1\METHODS\8330PLUS-PETNDA.M
Last changed : 2/17/2021 11:41:19 AM by JWR
Method Info : OVD-SOP#HPLC02: 8330PLUS-PETN Calibration 02/16/2021

Sample Info : 1 (50ppb "OC")

==========

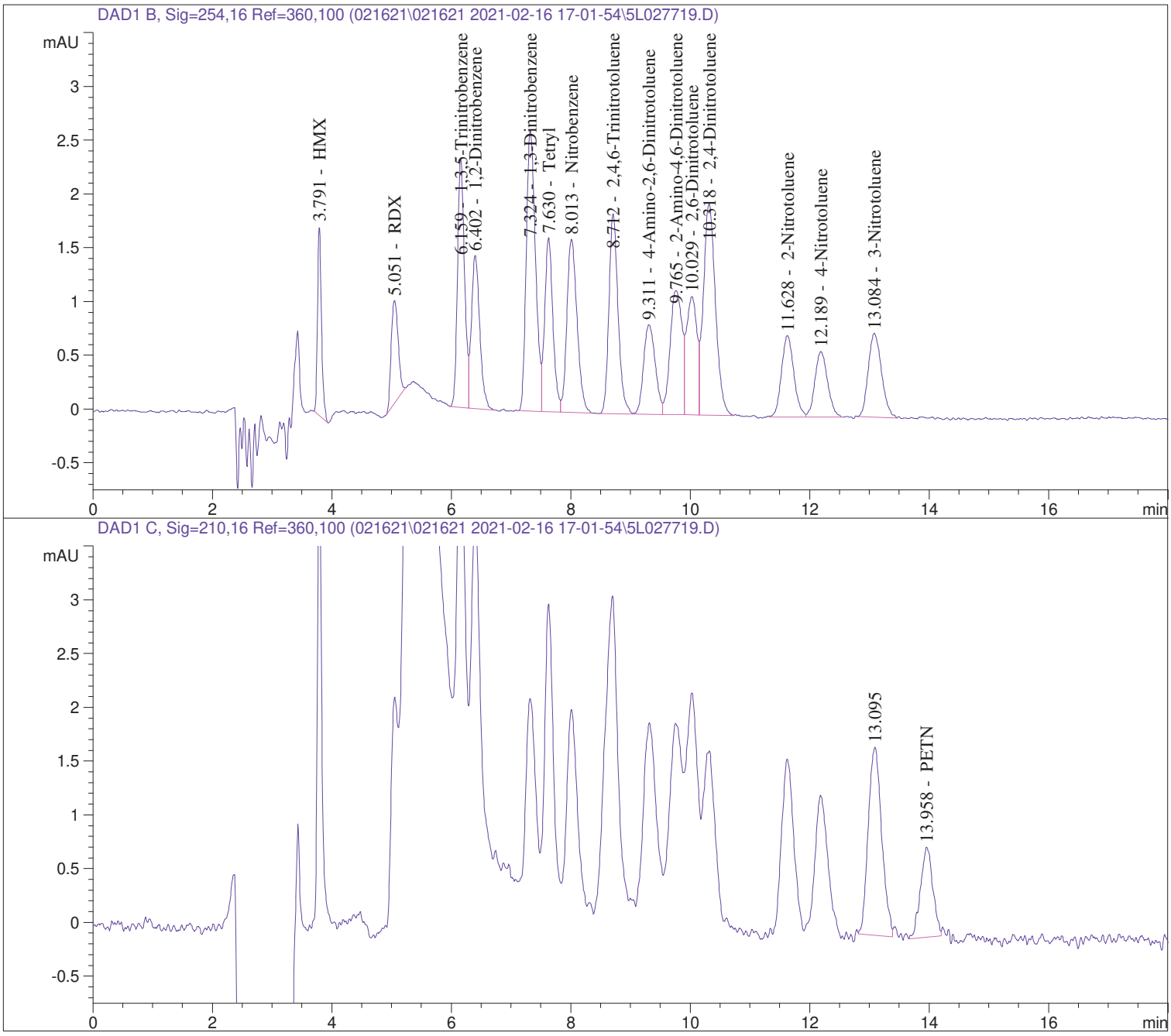

Data File C:\CHEM32\1\DATA\021621\021621 2021-02-16 17-01-54\5L027719.D
Sample Name: S1B0260-CAL5

==========

Acq. Operator : JWR
Seq. Line : 5
Acq. Instrument : HPLC5
Location : Vial 5
Injection Date : 2/16/2021 6:37:51 PM
Inj : 1
Inj Volume : 100 µl
Acq. Method : C:\Chem32\1\DATA\021621\021621 2021-02-16 17-01-54\8330PLUS-PETN.M
Last changed : 2/16/2021 5:01:34 PM by JWR
Analysis Method : C:\CHEM32\1\METHODS\8330PLUS-PETNDA.M
Last changed : 2/17/2021 11:41:19 AM by JWR
Method Info : OVD-SOP#HPLC02: 8330PLUS-PETN Calibration 02/16/2021

Sample Info : 1 (50ppb "OC")

==========

==========

External Standard Report

==========

Sorted By : Signal
Calib. Data Modified : Wednesday, February 17, 2021 11:41:10 AM
Multiplier : 1.0000
Dilution : 1.0000
Use Multiplier & Dilution Factor with ISTDs

Signal 1: DAD1 B, Sig=254,16 Ref=360,100

RetTime [min]	Type	Area [mAU*s]	Amt/Area	Amount [ug/L]	Grp	Name
3.791	BBA	8.18756	5.99795	49.10859		HMX
5.051	BV	7.83001	6.17979	48.38780		RDX
6.159	BV	18.98480	2.63960	50.11232		1,3,5-Trinitrobenzene
6.402	VBA	13.85539	3.60315	49.92309		1,2-Dinitrobenzene
7.324	BV	28.10839	1.76746	49.68042		1,3-Dinitrobenzene
7.630	VV	15.54241	3.18515	49.50487		Tetryl
8.013	VBA	19.01411	2.62825	49.97379		Nitrobenzene
8.712	BV	19.82977	2.52356	50.04159		2,4,6-Trinitrotoluene
9.311	VV	11.42356	4.35296	49.72625		4-Amino-2,6-Dinitrotoluene
9.765	VV	16.12240	3.07101	49.51201		2-Amino-4,6-Dinitrotoluene
10.029	VV	13.37027	3.74438	50.06332		2,6-Dinitrotoluene
10.318	VBA	27.79248	1.78992	49.74623		2,4-Dinitrotoluene
11.628	BV	10.89285	4.54221	49.47761		2-Nitrotoluene
12.189	VBA	8.99146	5.45135	49.01560		4-Nitrotoluene
13.084	BV	12.04269	4.06091	48.90428		3-Nitrotoluene

Totals : 743.17777

Data File C:\CHEM32\1\DATA\021621\021621 2021-02-16 17-01-54\5L027719.D
Sample Name: S1B0260-CAL5

==========

Acq. Operator : JWR
Seq. Line : 5
Acq. Instrument : HPLC5
Location : Vial 5
Injection Date : 2/16/2021 6:37:51 PM
Inj : 1
Inj Volume : 100 µl
Acq. Method : C:\Chem32\1\DATA\021621\021621 2021-02-16 17-01-54\8330PLUS-PETN.M
Last changed : 2/16/2021 5:01:34 PM by JWR
Analysis Method : C:\CHEM32\1\METHODS\8330PLUS-PETNDA.M
Last changed : 2/17/2021 11:41:19 AM by JWR
Method Info : OVD-SOP#HPLC02: 8330PLUS-PETN Calibration 02/16/2021

Sample Info : 1 (50ppb "OC")

==========

Signal 2: DAD1 C, Sig=210,16 Ref=360,100

RetTime [min]	Type	Area [mAU*s]	Amt/Area	Amount [ug/L]	Grp	Name
13.958	BV	11.97558	4.03565	48.32924		PETN

Totals : 48.32924

1 Warnings or Errors :

Warning : Calibration warnings (see calibration table listing)

==========

*** End of Report ***

Data File C:\CHEM32\1\DATA\021621\021621 2021-02-16 17-01-54\5L027720.D
Sample Name: S1B0260-CAL6

==========

Acq. Operator : JWR
Seq. Line : 6
Acq. Instrument : HPLC5
Location : Vial 6
Injection Date : 2/16/2021 7:01:00 PM
Inj : 1
Inj Volume : 100 µl
Acq. Method : C:\Chem32\1\DATA\021621\021621 2021-02-16 17-01-54\8330PLUS-PETN.M
Last changed : 2/16/2021 5:01:34 PM by JWR
Analysis Method : C:\CHEM32\1\METHODS\8330PLUS-PETNDA.M
Last changed : 2/17/2021 11:52:29 AM by JWR
Method Info : OVD-SOP#HPLC02: 8330PLUS-PETN Calibration 02/16/2021

Sample Info : 1 (25ppb "OC")

==========

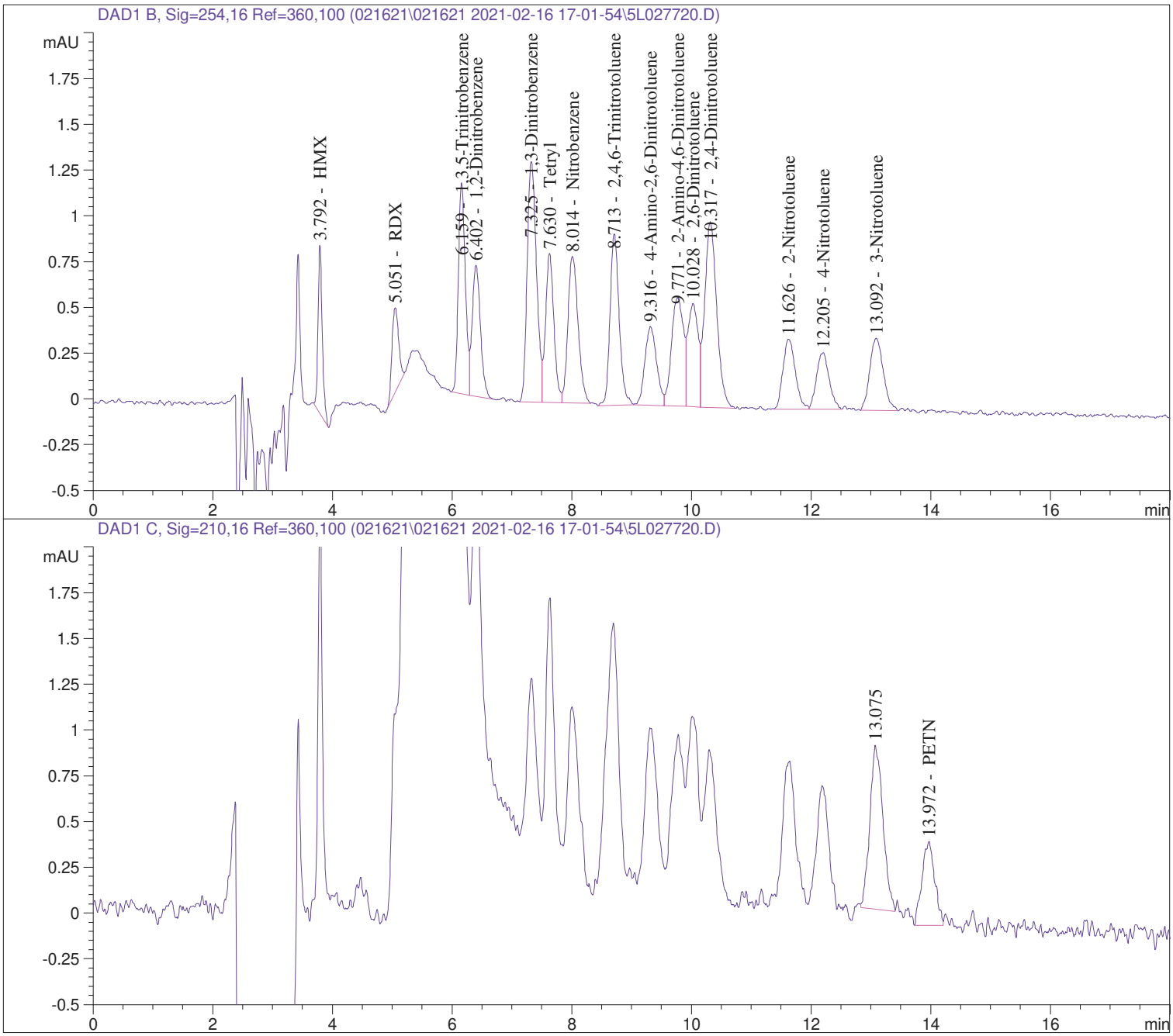

Data File C:\CHEM32\1\DATA\021621\021621 2021-02-16 17-01-54\5L027720.D
Sample Name: S1B0260-CAL6

==========

Acq. Operator : JWR
Seq. Line : 6
Acq. Instrument : HPLC5
Location : Vial 6
Injection Date : 2/16/2021 7:01:00 PM
Inj : 1
Inj Volume : 100 µl
Acq. Method : C:\Chem32\1\DATA\021621\021621 2021-02-16 17-01-54\8330PLUS-PETN.M
Last changed : 2/16/2021 5:01:34 PM by JWR
Analysis Method : C:\CHEM32\1\METHODS\8330PLUS-PETNDA.M
Last changed : 2/17/2021 11:52:29 AM by JWR
Method Info : OVD-SOP#HPLC02: 8330PLUS-PETN Calibration 02/16/2021

Sample Info : 1 (25ppb "OC")

==========

==========

External Standard Report

==========

Sorted By : Signal
Calib. Data Modified : Wednesday, February 17, 2021 11:52:04 AM
Multiplier : 1.0000
Dilution : 1.0000
Use Multiplier & Dilution Factor with ISTDs

Signal 1: DAD1 B, Sig=254,16 Ref=360,100

RetTime [min]	Type	Area [mAU*s]	Amt/Area	Amount [ug/L]	Grp	Name
3.792	BBA	4.51609	5.78688	26.13405		HMX
5.051	BV	3.53526	7.48327	26.45534		RDX
6.159	BV	9.39342	2.63063	24.71064		1,3,5-Trinitrobenzene
6.402	VBA	6.90801	3.60471	24.90139		1,2-Dinitrobenzene
7.325	VV	14.25504	1.75147	24.96723		1,3-Dinitrobenzene
7.630	VV	7.84861	3.17397	24.91127		Tetryl
8.014	VBA	9.42899	2.61896	24.69413		Nitrobenzene
8.713	BV	9.92831	2.48406	24.66252		2,4,6-Trinitrotoluene
9.316	VV	5.84334	4.29507	25.09755		4-Amino-2,6-Dinitrotoluene
9.771	VV	8.24809	3.06657	25.29335		2-Amino-4,6-Dinitrotoluene
10.028	VV	6.78436	3.63345	24.65060		2,6-Dinitrotoluene
10.317	VBA	14.24895	1.76415	25.13727		2,4-Dinitrotoluene
11.626	BV	5.48305	4.48468	24.58971		2-Nitrotoluene
12.205	VBA	4.53225	5.43381	24.62737		4-Nitrotoluene
13.092	BV	6.22768	4.04996	25.22189		3-Nitrotoluene

Totals : 376.05431

Data File C:\CHEM32\1\DATA\021621\021621 2021-02-16 17-01-54\5L027720.D
Sample Name: S1B0260-CAL6

==========

Acq. Operator : JWR Seq. Line : 6
Acq. Instrument : HPLC5 Location : Vial 6
Injection Date : 2/16/2021 7:01:00 PM Inj : 1
Inj Volume : 100 µl
Acq. Method : C:\Chem32\1\DATA\021621\021621 2021-02-16 17-01-54\8330PLUS-PETN.M
Last changed : 2/16/2021 5:01:34 PM by JWR
Analysis Method : C:\CHEM32\1\METHODS\8330PLUS-PETNDA.M
Last changed : 2/17/2021 11:52:29 AM by JWR
Method Info : OVD-SOP#HPLC02: 8330PLUS-PETN Calibration 02/16/2021

Sample Info : 1 (25ppb "OC")

==========

Signal 2: DAD1 C, Sig=210,16 Ref=360,100

RetTime [min]	Type	Area [mAU*s]	Amt/Area	Amount [ug/L]	Grp	Name
13.972	VV	6.73878	4.00753	27.00581		PETN

Totals : 27.00581

1 Warnings or Errors :

Warning : Calibration warnings (see calibration table listing)

==========

*** End of Report ***

Data File C:\CHEM32\1\DATA\021621\021621 2021-02-16 17-01-54\5L027721.D
Sample Name: S1B0260-ICV1

==========

Acq. Operator : JWR
Seq. Line : 7
Acq. Instrument : HPLC5
Location : Vial 7
Injection Date : 2/16/2021 7:24:10 PM
Inj : 1
Inj Volume : 100 µl
Acq. Method : C:\Chem32\1\DATA\021621\021621 2021-02-16 17-01-54\8330PLUS-PETN.M
Last changed : 2/16/2021 5:01:34 PM by JWR
Analysis Method : C:\CHEM32\1\METHODS\8330PLUS-PETNDA.M
Last changed : 2/17/2021 11:59:58 AM by JWR
Method Info : OVD-SOP#HPLC02: 8330PLUS-PETN Calibration 02/16/2021

Sample Info : 1 (500ppb "OC")

==========

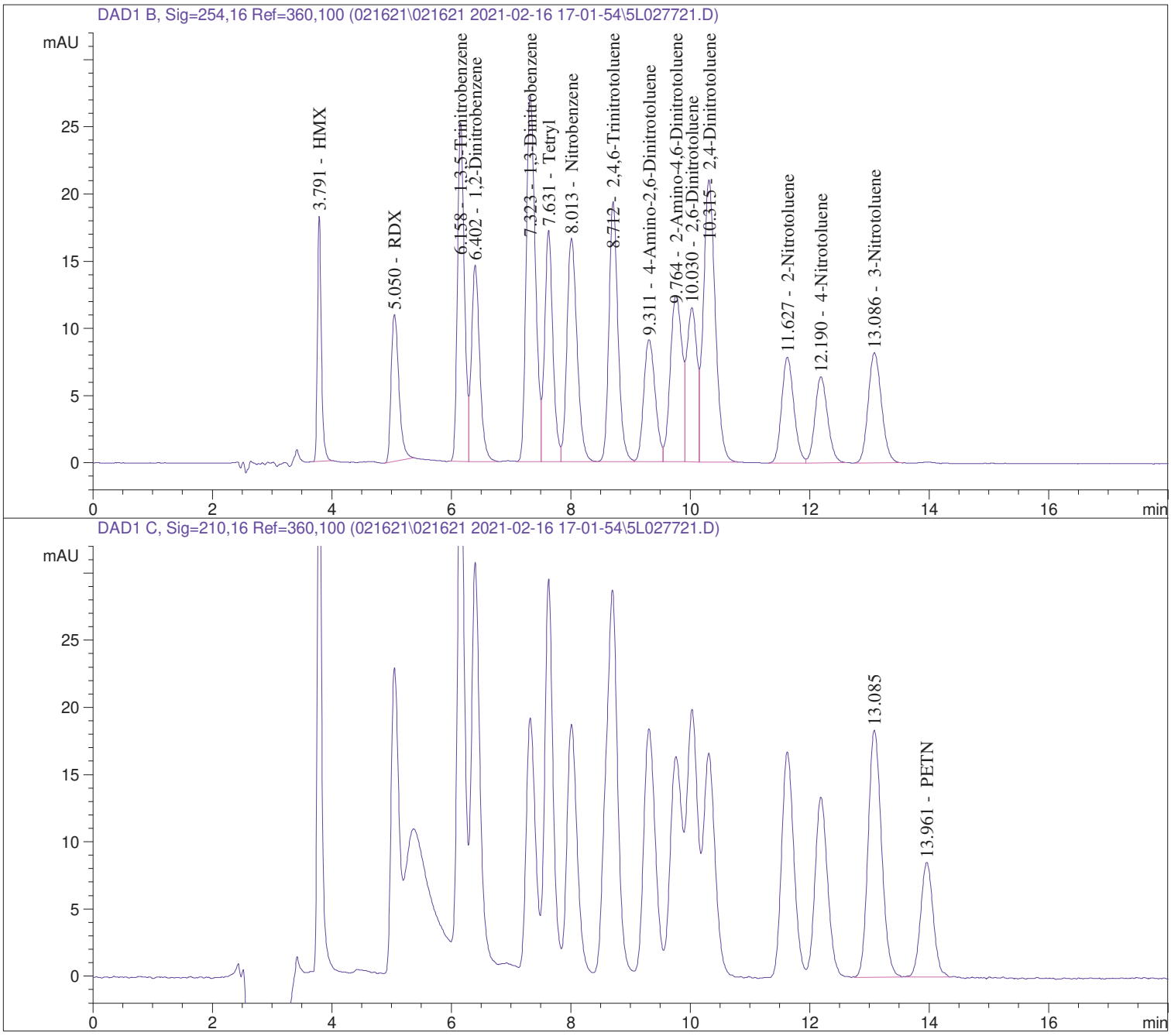

Data File C:\CHEM32\1\DATA\021621\021621 2021-02-16 17-01-54\5L027721.D
Sample Name: S1B0260-ICV1

==========

Acq. Operator : JWR Seq. Line : 7
Acq. Instrument : HPLC5 Location : Vial 7
Injection Date : 2/16/2021 7:24:10 PM Inj : 1
Inj Volume : 100 µl
Acq. Method : C:\Chem32\1\DATA\021621\021621 2021-02-16 17-01-54\8330PLUS-PETN.M
Last changed : 2/16/2021 5:01:34 PM by JWR
Analysis Method : C:\CHEM32\1\METHODS\8330PLUS-PETNDA.M
Last changed : 2/17/2021 11:59:58 AM by JWR
Method Info : OVD-SOP#HPLC02: 8330PLUS-PETN Calibration 02/16/2021

Sample Info : 1 (500ppb "OC")

==========

==========

External Standard Report

==========

Sorted By : Signal
Calib. Data Modified : Wednesday, February 17, 2021 11:52:04 AM
Multiplier : 1.0000
Dilution : 1.0000
Use Multiplier & Dilution Factor with ISTDs

Signal 1: DAD1 B, Sig=254,16 Ref=360,100

RetTime [min]	Type	Area [mAU*s]	Amt/Area	Amount [ug/L]	Grp	Name
3.791	BBA	83.49789	6.23212	520.36880		HMX
5.050	BBA	99.26720	5.19144	515.33999		RDX
6.158	BV	203.35704	2.64757	538.40137		1,3,5-Trinitrobenzene
6.402	VBA	140.96170	3.60175	507.70912		1,2-Dinitrobenzene
7.323	BV	289.16589	1.78231	515.38438		1,3-Dinitrobenzene
7.631	VV	165.12607	3.19547	527.65604		Tetryl
8.013	VV	194.91689	2.63649	513.89699		Nitrobenzene
8.712	VV	203.02504	2.55930	519.60125		2,4,6-Trinitrotoluene
9.311	VV	122.43833	4.40792	539.69801		4-Amino-2,6-Dinitrotoluene
9.764	VV	169.96930	3.07521	522.69204		2-Amino-4,6-Dinitrotoluene
10.030	VV	136.59912	3.84747	525.56045		2,6-Dinitrotoluene
10.315	VBA	290.31952	1.81443	526.76510		2,4-Dinitrotoluene
11.627	BV	112.32948	4.59487	516.13887		2-Nitrotoluene
12.190	VBA	94.47124	5.46748	516.51932		4-Nitrotoluene
13.086	BBA	127.06137	4.07152	517.33295		3-Nitrotoluene

Totals : 7823.06467

Data File C:\CHEM32\1\DATA\021621\021621 2021-02-16 17-01-54\5L027721.D
Sample Name: S1B0260-ICV1

==========

Acq. Operator : JWR
Seq. Line : 7
Acq. Instrument : HPLC5
Location : Vial 7
Injection Date : 2/16/2021 7:24:10 PM
Inj : 1
Inj Volume : 100 µl
Acq. Method : C:\Chem32\1\DATA\021621\021621 2021-02-16 17-01-54\8330PLUS-PETN.M
Last changed : 2/16/2021 5:01:34 PM by JWR
Analysis Method : C:\CHEM32\1\METHODS\8330PLUS-PETNDA.M
Last changed : 2/17/2021 11:59:58 AM by JWR
Method Info : OVD-SOP#HPLC02: 8330PLUS-PETN Calibration 02/16/2021

Sample Info : 1 (500ppb "OC")

==========

Signal 2: DAD1 C, Sig=210,16 Ref=360,100

RetTime [min]	Type	Area [mAU*s]	Amt/Area	Amount [ug/L]	Grp	Name
13.961	BBA	124.94550	4.06837	508.32425		PETN

Totals : 508.32425

1 Warnings or Errors :

Warning : Calibration warnings (see calibration table listing)

==========

*** End of Report ***

Data File C:\CHEM32\1\DATA\030921\030921 2021-03-09 15-59-18\5L027793.D
Sample Name: S1C0184-CCV1

==========

Acq. Operator : JWR
Seq. Line : 1
Acq. Instrument : HPLC5
Location : Vial 1
Injection Date : 3/9/2021 4:02:15 PM
Inj : 1
Inj Volume : 100 µl
Acq. Method : C:\Chem32\1\DATA\030921\030921 2021-03-09 15-59-18\8330PLUS-PETN.M
Last changed : 3/9/2021 3:58:59 PM by JWR
Analysis Method : C:\CHEM32\1\METHODS\8330PLUS-PETNDA.M
Last changed : 3/10/2021 10:03:38 AM by JWR
Method Info : OVD-SOP#HPLC02: 8330PLUS-PETN Calibration 02/16/2021

Sample Info : 1 (500ppb "OC")

==========

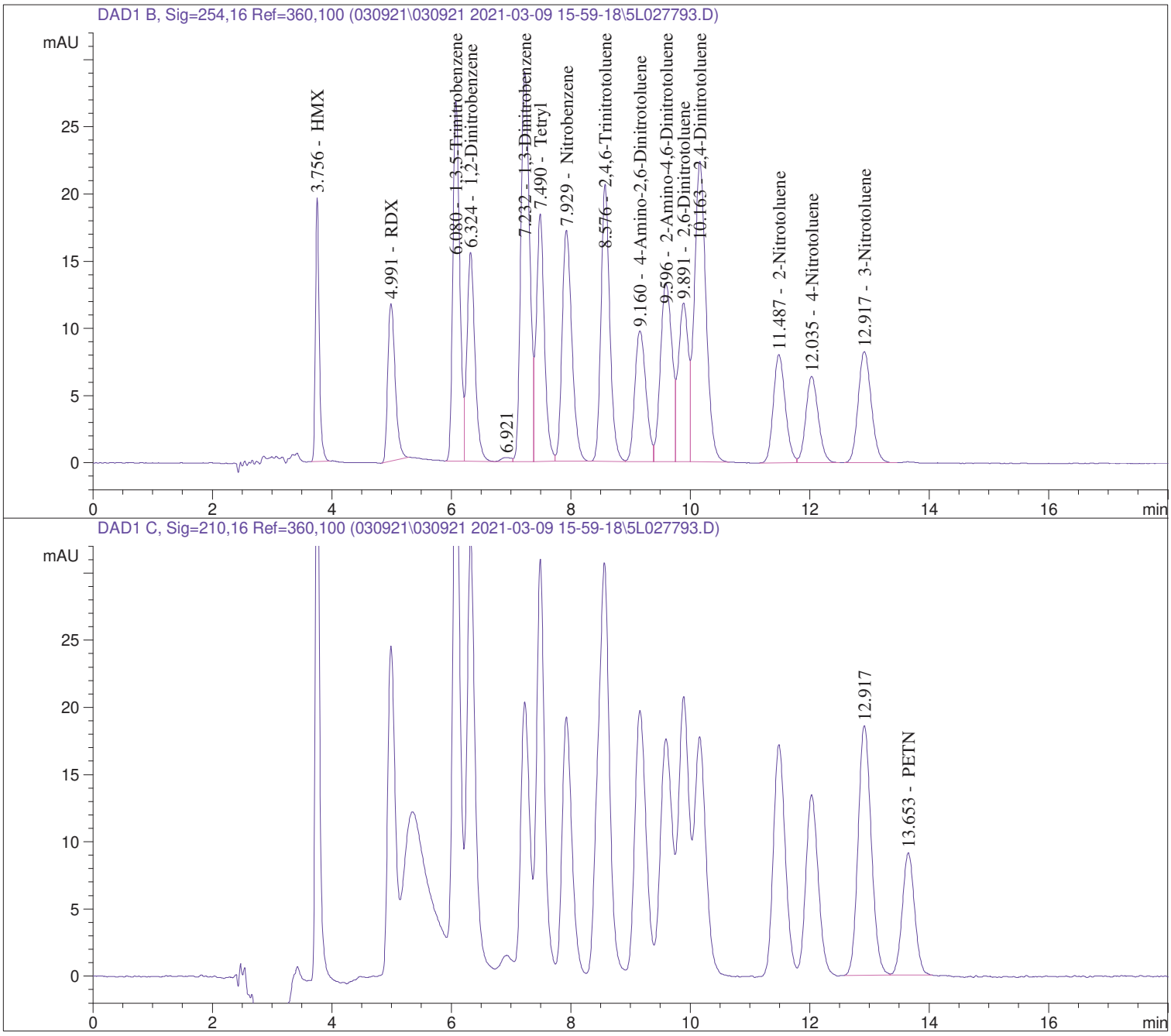

Data File C:\CHEM32\1\DATA\030921\030921 2021-03-09 15-59-18\5L027793.D
Sample Name: S1C0184-CCV1

==========

Acq. Operator : JWR
Seq. Line : 1
Acq. Instrument : HPLC5
Location : Vial 1
Injection Date : 3/9/2021 4:02:15 PM
Inj : 1
Inj Volume : 100 µl
Acq. Method : C:\Chem32\1\DATA\030921\030921 2021-03-09 15-59-18\8330PLUS-PETN.M
Last changed : 3/9/2021 3:58:59 PM by JWR
Analysis Method : C:\CHEM32\1\METHODS\8330PLUS-PETNDA.M
Last changed : 3/10/2021 10:03:38 AM by JWR
Method Info : OVD-SOP#HPLC02: 8330PLUS-PETN Calibration 02/16/2021

Sample Info : 1 (500ppb "OC")

==========

==========

External Standard Report

==========

Sorted By : Signal
Calib. Data Modified : 3/9/2021 5:36:24 PM
Multiplier : 1.0000
Dilution : 1.0000
Use Multiplier & Dilution Factor with ISTDs

Signal 1: DAD1 B, Sig=254,16 Ref=360,100

RetTime [min]	Type	Area [mAU*s]	Amt/Area	Amount [ug/L]	Grp	Name
3.756	BBA	87.47844	6.23328	545.27736		HMX
4.991	BBA	102.21081	5.18901	530.37244		RDX
6.080	BV	211.95122	2.64760	561.16208		1,3,5-Trinitrobenzene
6.324	VV	145.93874	3.60175	525.63441		1,2-Dinitrobenzene
7.232	VV	296.00479	1.78235	527.58438		1,3-Dinitrobenzene
7.490	VV	174.02342	3.19553	556.09685		Tetryl
7.929	VV	196.07852	2.63650	516.96067		Nitrobenzene
8.576	VV	209.92731	2.55942	537.29290		2,4,6-Trinitrotoluene
9.160	VV	127.28114	4.40813	561.07207		4-Amino-2,6-Dinitrotoluene
9.596	VV	180.92979	3.07524	556.40274		2-Amino-4,6-Dinitrotoluene
9.891	VV	136.60815	3.84747	525.59531		2,6-Dinitrotoluene
10.163	VBA	303.02829	1.81454	549.85729		2,4-Dinitrotoluene
11.487	BV	113.08898	4.59490	519.63296		2-Nitrotoluene
12.035	VBA	93.44277	5.46746	510.89442		4-Nitrotoluene
12.917	BBA	126.52273	4.07152	515.13926		3-Nitrotoluene

Totals : 8038.97515

Data File C:\CHEM32\1\DATA\030921\030921 2021-03-09 15-59-18\5L027793.D
Sample Name: S1C0184-CCV1

==========

Acq. Operator : JWR Seq. Line : 1
Acq. Instrument : HPLC5 Location : Vial 1
Injection Date : 3/9/2021 4:02:15 PM Inj : 1
Inj Volume : 100 µl
Acq. Method : C:\Chem32\1\DATA\030921\030921 2021-03-09 15-59-18\8330PLUS-PETN.M
Last changed : 3/9/2021 3:58:59 PM by JWR
Analysis Method : C:\CHEM32\1\METHODS\8330PLUS-PETNDA.M
Last changed : 3/10/2021 10:03:38 AM by JWR
Method Info : OVD-SOP#HPLC02: 8330PLUS-PETN Calibration 02/16/2021

Sample Info : 1 (500ppb "OC")

==========

Signal 2: DAD1 C, Sig=210,16 Ref=360,100

RetTime [min]	Type	Area [mAU*s]	Amt/Area	Amount [ug/L]	Grp	Name
13.653	VBA	129.88792	4.06850	528.44898		PETN

Totals : 528.44898

1 Warnings or Errors :

Warning : Calibration warnings (see calibration table listing)

==========

*** End of Report ***

Data File C:\CHEM32\1\DATA\030921\030921 2021-03-09 15-59-18\5L027803.D
Sample Name: S1C0184-CCV2

==========

Acq. Operator : JWR
Seq. Line : 11
Acq. Instrument : HPLC5
Location : Vial 1
Injection Date : 3/9/2021 10:37:31 PM
Inj : 1
Inj Volume : 100 µl
Acq. Method : C:\Chem32\1\DATA\030921\030921 2021-03-09 15-59-18\8330PLUS-PETN.M
Last changed : 3/9/2021 3:58:59 PM by JWR
Analysis Method : C:\CHEM32\1\METHODS\8330PLUS-PETNDA.M
Last changed : 3/10/2021 10:15:32 AM by JWR
Method Info : OVD-SOP#HPLC02: 8330PLUS-PETN Calibration 02/16/2021

Sample Info : 1 (500ppb "OC")

==========

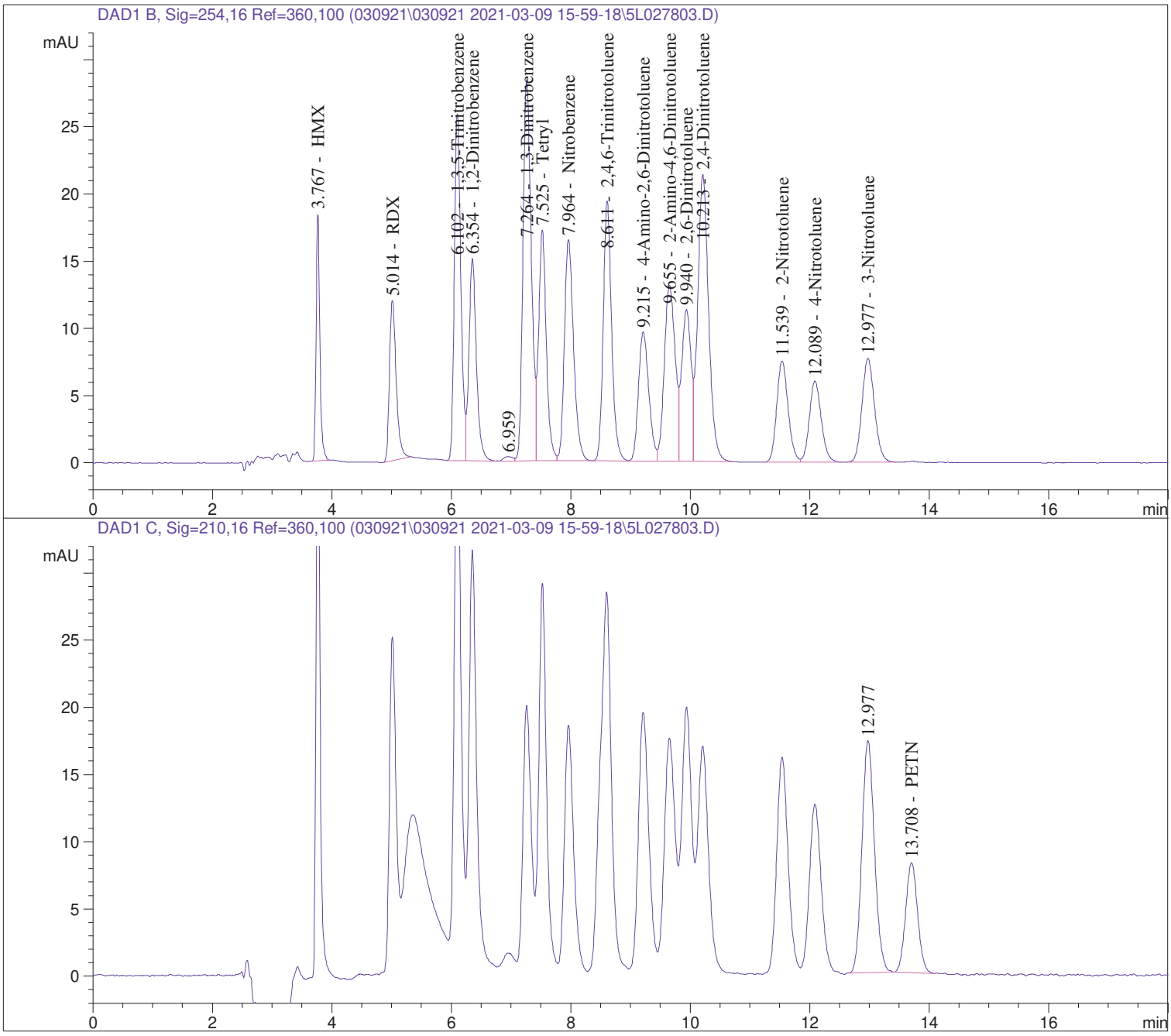

Data File C:\CHEM32\1\DATA\030921\030921 2021-03-09 15-59-18\5L027803.D
Sample Name: S1C0184-CCV2

==========

Acq. Operator : JWR
Seq. Line : 11
Acq. Instrument : HPLC5
Location : Vial 1
Injection Date : 3/9/2021 10:37:31 PM
Inj : 1
Inj Volume : 100 µl
Acq. Method : C:\Chem32\1\DATA\030921\030921 2021-03-09 15-59-18\8330PLUS-PETN.M
Last changed : 3/9/2021 3:58:59 PM by JWR
Analysis Method : C:\CHEM32\1\METHODS\8330PLUS-PETNDA.M
Last changed : 3/10/2021 10:15:32 AM by JWR
Method Info : OVD-SOP#HPLC02: 8330PLUS-PETN Calibration 02/16/2021

Sample Info : 1 (500ppb "OC")

==========

==========

External Standard Report

==========

Sorted By : Signal
Calib. Data Modified : 3/9/2021 5:36:24 PM
Multiplier : 1.0000
Dilution : 1.0000
Use Multiplier & Dilution Factor with ISTDs

Signal 1: DAD1 B, Sig=254,16 Ref=360,100

RetTime [min]	Type	Area [mAU*s]	Amt/Area	Amount [ug/L]	Grp	Name
3.767	BV	79.67325	6.23090	496.43578		HMX
5.014	BBA	94.36817	5.19584	490.32160		RDX
6.102	VV	193.59251	2.64753	512.54112		1,3,5-Trinitrobenzene
6.354	VBA	130.85756	3.60176	471.31805		1,2-Dinitrobenzene
7.264	VV	271.36932	1.78221	483.63684		1,3-Dinitrobenzene
7.525	VV	155.17796	3.19541	495.85646		Tetryl
7.964	VV	175.82425	2.63640	463.54237		Nitrobenzene
8.611	VV	188.33629	2.55899	481.95156		2,4,6-Trinitrotoluene
9.215	VV	115.86838	4.40760	510.70104		4-Amino-2,6-Dinitrotoluene
9.655	VV	165.30064	3.07520	508.33286		2-Amino-4,6-Dinitrotoluene
9.940	VV	125.80910	3.84651	483.92552		2,6-Dinitrotoluene
10.213	VBA	271.35846	1.81425	492.31233		2,4-Dinitrotoluene
11.539	BV	100.51183	4.59420	461.77150		2-Nitrotoluene
12.089	VBA	83.84231	5.46726	458.38783		4-Nitrotoluene
12.977	BBA	113.08717	4.07138	460.42117		3-Nitrotoluene

Totals : 7271.45603

Data File C:\CHEM32\1\DATA\030921\030921 2021-03-09 15-59-18\5L027803.D
Sample Name: S1C0184-CCV2

==========

Acq. Operator : JWR Seq. Line : 11
Acq. Instrument : HPLC5 Location : Vial 1
Injection Date : 3/9/2021 10:37:31 PM Inj : 1
Inj Volume : 100 µl
Acq. Method : C:\Chem32\1\DATA\030921\030921 2021-03-09 15-59-18\8330PLUS-PETN.M
Last changed : 3/9/2021 3:58:59 PM by JWR
Analysis Method : C:\CHEM32\1\METHODS\8330PLUS-PETNDA.M
Last changed : 3/10/2021 10:15:32 AM by JWR
Method Info : OVD-SOP#HPLC02: 8330PLUS-PETN Calibration 02/16/2021

Sample Info : 1 (500ppb "OC")

==========

Signal 2: DAD1 C, Sig=210,16 Ref=360,100

RetTime [min]	Type	Area [mAU*s]	Amt/Area	Amount [ug/L]	Grp	Name
13.708	VBA	114.12725	4.06804	464.27410		PETN

Totals : 464.27410

1 Warnings or Errors :

Warning : Calibration warnings (see calibration table listing)

==========

*** End of Report ***

Data File C:\CHEM32\1\DATA\031021\031021 2021-03-10 13-57-44\6L0008437.D
Sample Name: S1C0199-CCV1

==========

Acq. Operator : JWR
Seq. Line : 1
Acq. Instrument : HPLC6
Location : 1
Injection Date : 3/10/2021 2:00:33 PM
Inj : 1
Inj Volume : 100.000 µl
Acq. Method : C:\Chem32\1\Data\031021\031021 2021-03-10 13-57-44\8330.M
Last changed : 3/10/2021 1:57:44 PM by JWR
Analysis Method : C:\CHEM32\1\METHODS\8330DATA.M
Last changed : 3/10/2021 3:37:13 PM by JWR
Method Info : OVD-SOP#HPLC02 : 8330 Calibration 23-MAY-2020

Sample Info : 1 (500ppb)

==========

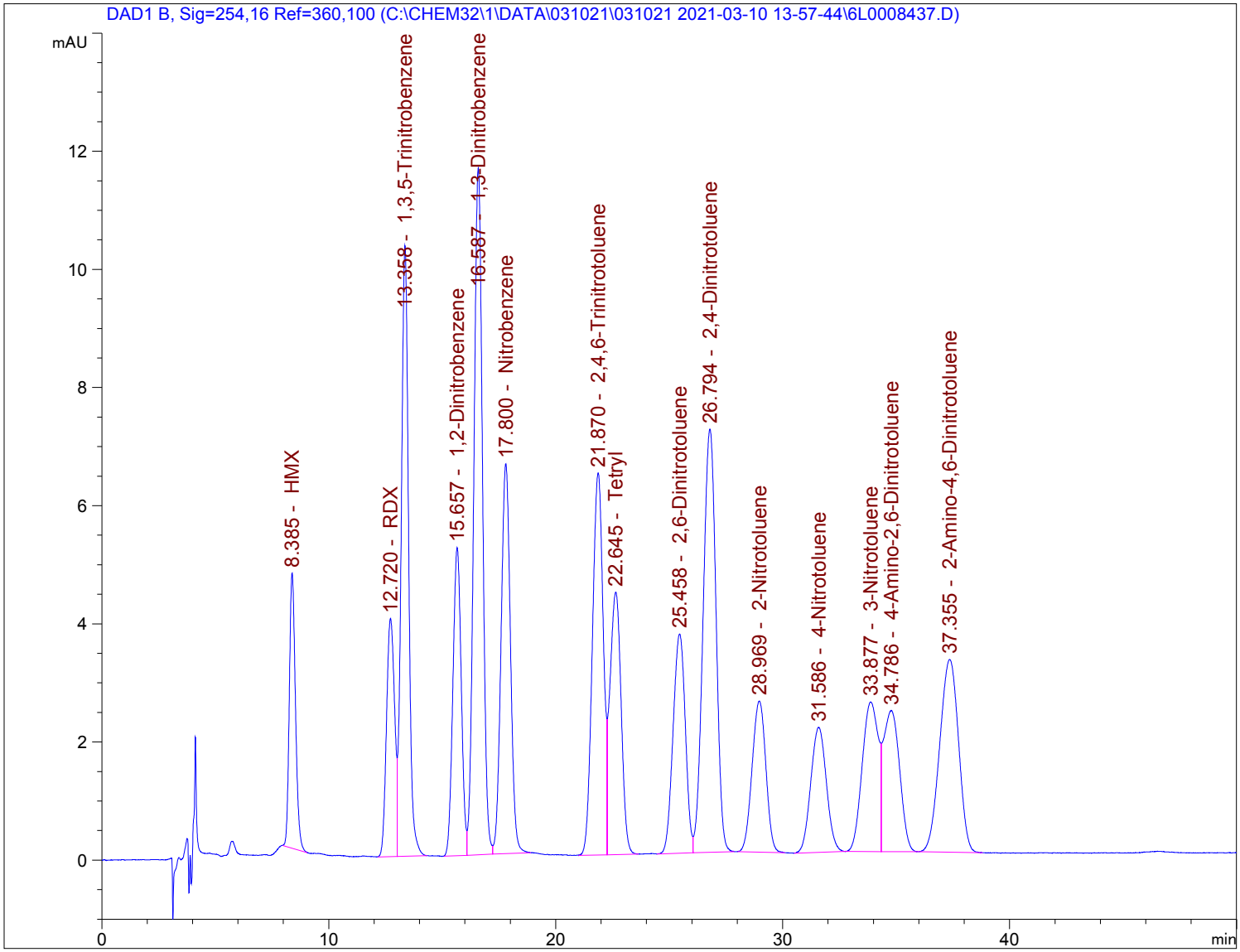

Data File C:\CHEM32\1\DATA\031021\031021 2021-03-10 13-57-44\6L0008437.D
Sample Name: S1C0199-CCV1

==========

Acq. Operator : JWR
Seq. Line : 1
Acq. Instrument : HPLC6
Location : 1
Injection Date : 3/10/2021 2:00:33 PM
Inj : 1
Inj Volume : 100.000 µl
Acq. Method : C:\Chem32\1\Data\031021\031021 2021-03-10 13-57-44\8330.M
Last changed : 3/10/2021 1:57:44 PM by JWR
Analysis Method : C:\CHEM32\1\METHODS\8330DATA.M
Last changed : 3/10/2021 3:37:13 PM by JWR
Method Info : OVD-SOP#HPLC02 : 8330 Calibration 23-MAY-2020

Sample Info : 1 (500ppb)

==========

==========

External Standard Report

==========

Sorted By : Signal
Calib. Data Modified : 3/10/2021 3:35:02 PM
Multiplier : 1.0000
Dilution : 1.0000
Do not use Multiplier & Dilution Factor with ISTDs

Signal 1: DAD1 B, Sig=254,16 Ref=360,100

RetTime [min]	Type	Area [mAU*s]	Amt/Area	Amount [ug/L]	Grp	Name
8.385	BBA	87.23782	5.81338	507.14705		HMX
12.720	BV	100.17839	4.97199	498.08597		RDX
13.358	VBA	233.30740	2.34605	547.35058		1,3,5-Trinitrobenzene
15.657	BV	133.83662	3.62118	484.64587		1,2-Dinitrobenzene
16.587	VV	310.23804	1.62978	505.62008		1,3-Dinitrobenzene
17.800	VB	189.52835	2.52495	478.54879		Nitrobenzene
21.870	VV	216.31079	2.39618	518.32003		2,4,6-Trinitrotoluene
22.645	VBA	152.91760	3.17030	484.79413		Tetryl
25.458	VV	139.75757	3.76740	526.52320		2,6-Dinitrotoluene
26.794	VB	283.84271	1.83295	520.27085		2,4-Dinitrotoluene
28.969	BBA	107.90281	4.55510	491.50803		2-Nitrotoluene
31.586	BV	101.42089	5.41730	549.42778		4-Nitrotoluene
33.877	VV	126.59909	3.99053	505.19758		3-Nitrotoluene
34.786	VV	118.61829	4.20234	498.47460		4-Amino-2,6-Dinitrotoluene
37.355	VBA	188.21797	2.76098	519.66683		2-Amino-4,6-Dinitrotoluene

Totals : 7635.58137

==========

*** End of Report ***

Data File C:\CHEM32\1\DATA\031021\031021 2021-03-10 13-57-44\6L0008442.D
Sample Name: S1C0199-CCV2

==========

Acq. Operator : JWR
Seq. Line : 6
Acq. Instrument : HPLC6
Location : 1
Injection Date : 3/10/2021 9:55:39 PM
Inj : 1
Inj Volume : 100.000 µl
Acq. Method : C:\Chem32\1\Data\031021\031021 2021-03-10 13-57-44\8330.M
Last changed : 3/10/2021 1:57:44 PM by JWR
Analysis Method : C:\CHEM32\1\METHODS\8330DATA.M
Last changed : 3/11/2021 9:45:11 AM by JWR
Method Info : OVD-SOP#HPLC02 : 8330 Calibration 23-MAY-2020

Sample Info : 1 (500ppb)

==========

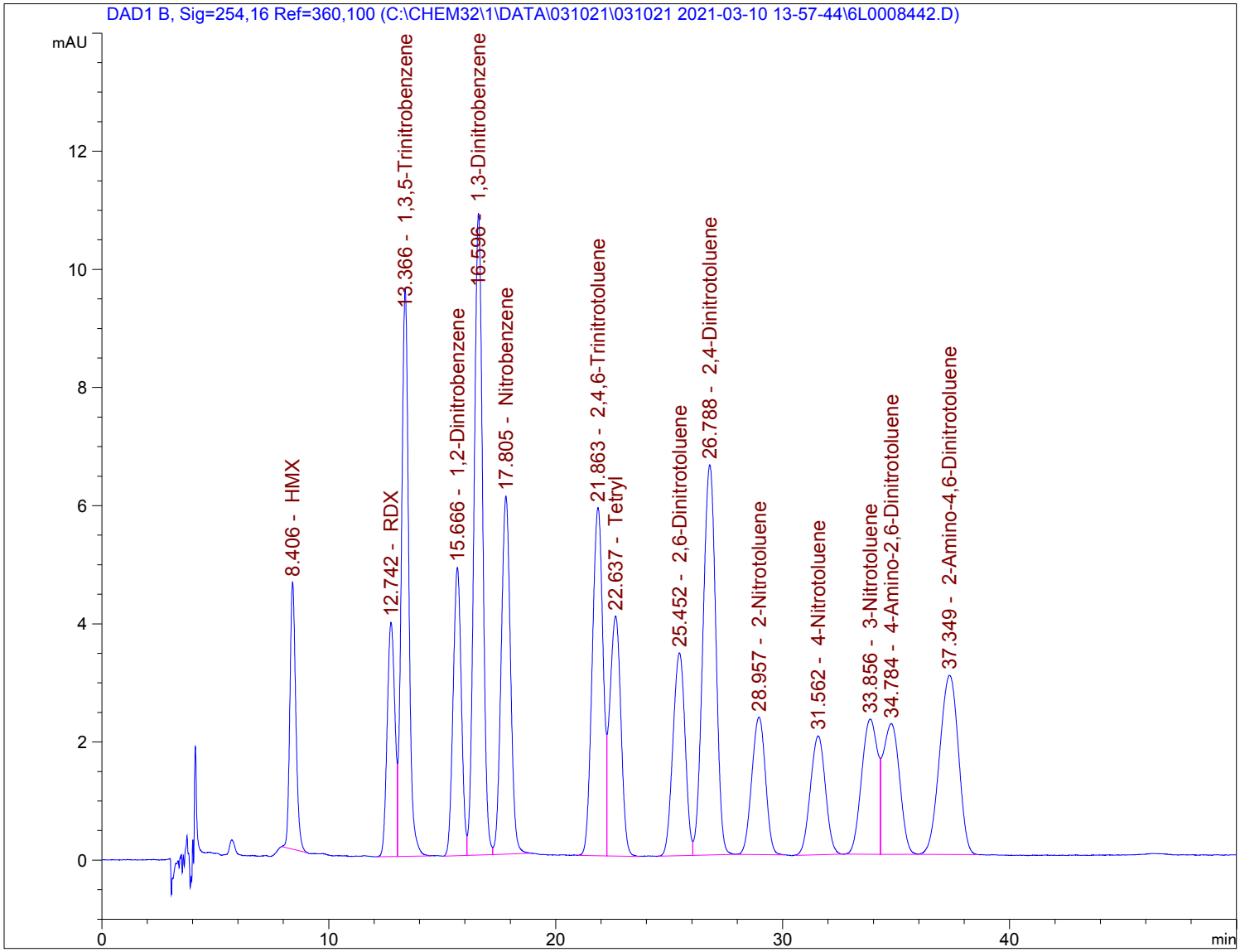

Data File C:\CHEM32\1\DATA\031021\031021 2021-03-10 13-57-44\6L0008442.D
Sample Name: S1C0199-CCV2

==========

Acq. Operator : JWR
Seq. Line : 6
Acq. Instrument : HPLC6
Location : 1
Injection Date : 3/10/2021 9:55:39 PM
Inj : 1
Inj Volume : 100.000 µl
Acq. Method : C:\Chem32\1\Data\031021\031021 2021-03-10 13-57-44\8330.M
Last changed : 3/10/2021 1:57:44 PM by JWR
Analysis Method : C:\CHEM32\1\METHODS\8330DATA.M
Last changed : 3/11/2021 9:45:11 AM by JWR
Method Info : OVD-SOP#HPLC02 : 8330 Calibration 23-MAY-2020

Sample Info : 1 (500ppb)

==========

==========

External Standard Report

==========

Sorted By : Signal
Calib. Data Modified : 3/10/2021 3:35:02 PM
Multiplier : 1.0000
Dilution : 1.0000
Do not use Multiplier & Dilution Factor with ISTDs

Signal 1: DAD1 B, Sig=254,16 Ref=360,100

RetTime [min]	Type	Area [mAU*s]	Amt/Area	Amount [ug/L]	Grp	Name
8.406	BBA	81.93137	5.81232	476.21096		HMX
12.742	VV	93.94024	4.97073	466.95203		RDX
13.366	VV	215.58618	2.34598	505.76194		1,3,5-Trinitrobenzene
15.666	BV	123.12643	3.62095	445.83417		1,2-Dinitrobenzene
16.596	VV	285.77313	1.62979	465.75142		1,3-Dinitrobenzene
17.805	VB	172.28934	2.52523	435.07084		Nitrobenzene
21.863	BV	195.99860	2.39582	469.57724		2,4,6-Trinitrotoluene
22.637	VB	138.60452	3.17121	439.54414		Tetryl
25.452	BV	128.40157	3.76721	483.71620		2,6-Dinitrotoluene
26.788	VV	261.20065	1.83279	478.72604		2,4-Dinitrotoluene
28.957	VBA	97.71446	4.55444	445.03444		2-Nitrotoluene
31.562	VV	92.92620	5.41745	503.42338		4-Nitrotoluene
33.856	VV	113.03197	3.99001	450.99879		3-Nitrotoluene
34.784	VV	112.25141	4.20242	471.72795		4-Amino-2,6-Dinitrotoluene
37.349	VBA	174.69139	2.76087	482.30106		2-Amino-4,6-Dinitrotoluene

Totals : 7020.63060

==========

*** End of Report ***

Data File C:\CHEM32\1\DATA\033121\033121 2021-03-31 17-17-02\5L028018.D
Sample Name: S1C0592-CAL1

==========

Acq. Operator : JWR
Seq. Line : 1
Acq. Instrument : HPLC5
Location : Vial 1
Injection Date : 3/31/2021 5:19:58 PM
Inj : 1
Inj Volume : 100 µl
Acq. Method : C:\Chem32\1\DATA\033121\033121 2021-03-31 17-17-02\8330PLUS-PETN.M
Last changed : 3/31/2021 5:16:20 PM by JWR
Analysis Method : C:\CHEM32\1\METHODS\8330PLUS-PETNDA.M
Last changed : 4/1/2021 1:29:43 PM by JWR
Method Info : OVD-SOP#HPLC02: 8330PLUS-PETN Calibration 03/31/2021

Sample Info : 1 (2500ppb "OC")

==========

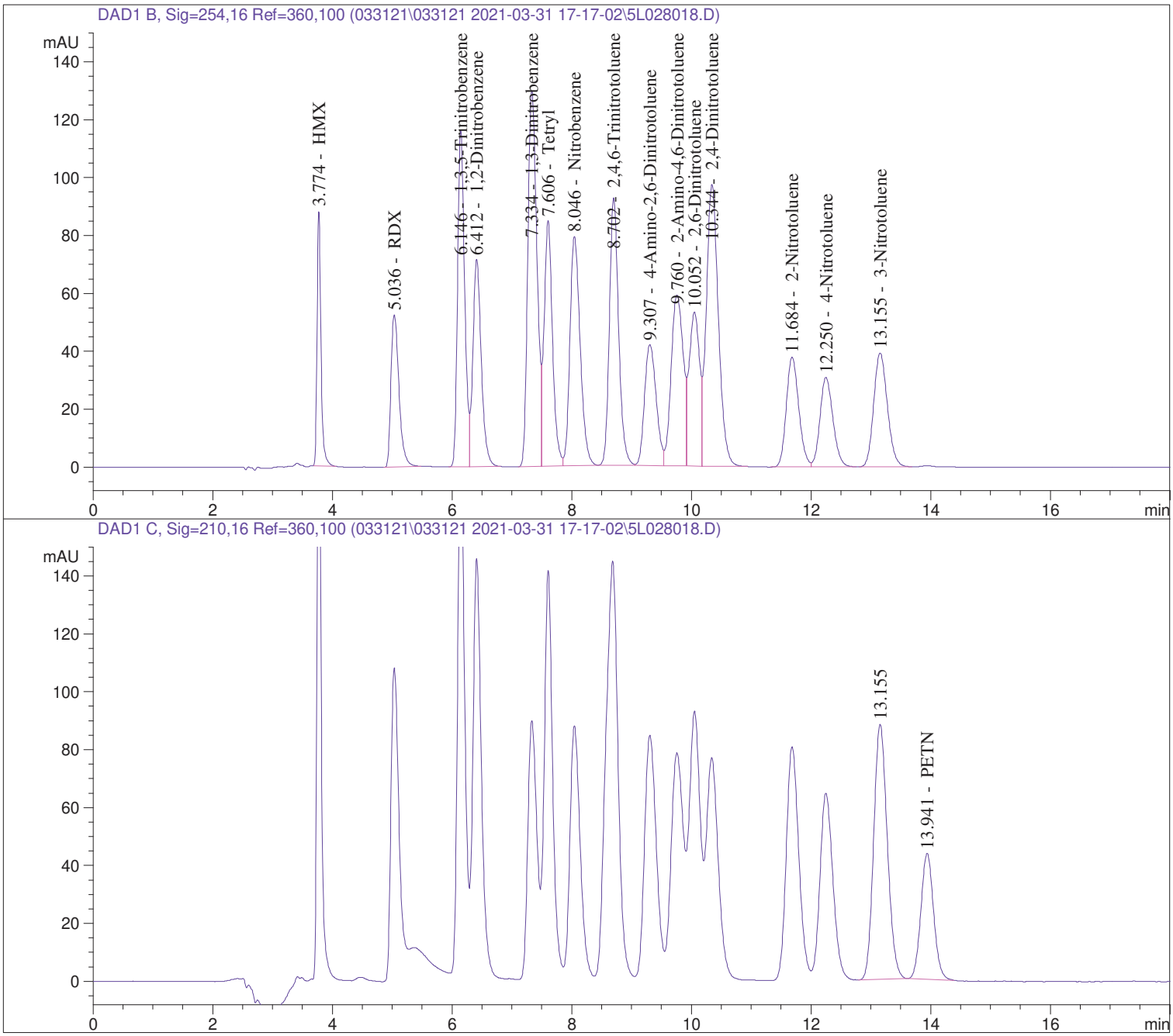

Data File C:\CHEM32\1\DATA\033121\033121 2021-03-31 17-17-02\5L028018.D
Sample Name: S1C0592-CAL1

==========

Acq. Operator : JWR Seq. Line : 1
Acq. Instrument : HPLC5 Location : Vial 1
Injection Date : 3/31/2021 5:19:58 PM Inj : 1
Inj Volume : 100 µl
Acq. Method : C:\Chem32\1\DATA\033121\033121 2021-03-31 17-17-02\8330PLUS-PETN.M
Last changed : 3/31/2021 5:16:20 PM by JWR
Analysis Method : C:\CHEM32\1\METHODS\8330PLUS-PETNDA.M
Last changed : 4/1/2021 1:29:43 PM by JWR
Method Info : OVD-SOP#HPLC02: 8330PLUS-PETN Calibration 03/31/2021

Sample Info : 1 (2500ppb "OC")

==========

==========

External Standard Report

==========

Sorted By : Signal
Calib. Data Modified : Thursday, April 01, 2021 1:29:20 PM
Multiplier : 1.0000
Dilution : 1.0000
Use Multiplier & Dilution Factor with ISTDs

Signal 1: DAD1 B, Sig=254,16 Ref=360,100

RetTime [min]	Type	Area [mAU*s]	Amt/Area	Amount [ug/L]	Grp	Name
3.774	BBA	401.43262	6.23231	2501.85101		HMX
5.036	BBA	488.87799	5.11665	2501.41965		RDX
6.146	BV	952.55750	2.62081	2496.47373		1,3,5-Trinitrobenzene
6.412	VBA	701.76410	3.55065	2491.72194		1,2-Dinitrobenzene
7.334	BV	1376.46179	1.81455	2497.66002		1,3-Dinitrobenzene
7.606	VV	836.55627	2.98512	2497.22158		Tetryl
8.046	VV	942.63885	2.64985	2497.85239		Nitrobenzene
8.702	VV	981.73633	2.54202	2495.59190		2,4,6-Trinitrotoluene
9.307	VV	568.72949	4.38580	2494.33521		4-Amino-2,6-Dinitrotoluene
9.760	VV	833.69977	2.99367	2495.81883		2-Amino-4,6-Dinitrotoluene
10.052	VV	648.46655	3.84958	2496.32524		2,6-Dinitrotoluene
10.344	VBA	1369.59631	1.82249	2496.07988		2,4-Dinitrotoluene
11.684	BV	551.40369	4.52721	2496.31950		2-Nitrotoluene
12.250	VBA	465.89938	5.35603	2495.37023		4-Nitrotoluene
13.155	BBA	623.80353	3.99905	2494.62065		3-Nitrotoluene

Totals : 3.74487e4

Data File C:\CHEM32\1\DATA\033121\033121 2021-03-31 17-17-02\5L028018.D
Sample Name: S1C0592-CAL1

==========

Acq. Operator : JWR
Seq. Line : 1
Acq. Instrument : HPLC5
Location : Vial 1
Injection Date : 3/31/2021 5:19:58 PM
Inj : 1
Inj Volume : 100 µl
Acq. Method : C:\Chem32\1\DATA\033121\033121 2021-03-31 17-17-02\8330PLUS-PETN.M
Last changed : 3/31/2021 5:16:20 PM by JWR
Analysis Method : C:\CHEM32\1\METHODS\8330PLUS-PETNDA.M
Last changed : 4/1/2021 1:29:43 PM by JWR
Method Info : OVD-SOP#HPLC02: 8330PLUS-PETN Calibration 03/31/2021

Sample Info : 1 (2500ppb "OC")

==========

Signal 2: DAD1 C, Sig=210,16 Ref=360,100

RetTime [min]	Type	Area [mAU*s]	Amt/Area	Amount [ug/L]	Grp	Name
13.941	VBA	642.27985	3.88725	2496.70470		PETN

Totals : 2496.70470

==========

*** End of Report ***

Data File C:\CHEM32\1\DATA\033121\033121 2021-03-31 17-17-02\5L028019.D
Sample Name: S1C0592-CAL2

==========

Acq. Operator : JWR
Seq. Line : 2
Acq. Instrument : HPLC5
Location : Vial 2
Injection Date : 3/31/2021 5:58:08 PM
Inj : 1
Inj Volume : 100 µl
Acq. Method : C:\Chem32\1\DATA\033121\033121 2021-03-31 17-17-02\8330PLUS-PETN.M
Last changed : 3/31/2021 5:16:20 PM by JWR
Analysis Method : C:\CHEM32\1\METHODS\8330PLUS-PETNDA.M
Last changed : 4/1/2021 1:36:00 PM by JWR
Method Info : OVD-SOP#HPLC02: 8330PLUS-PETN Calibration 03/31/2021

Sample Info : 1 (1000ppb "OC")

==========

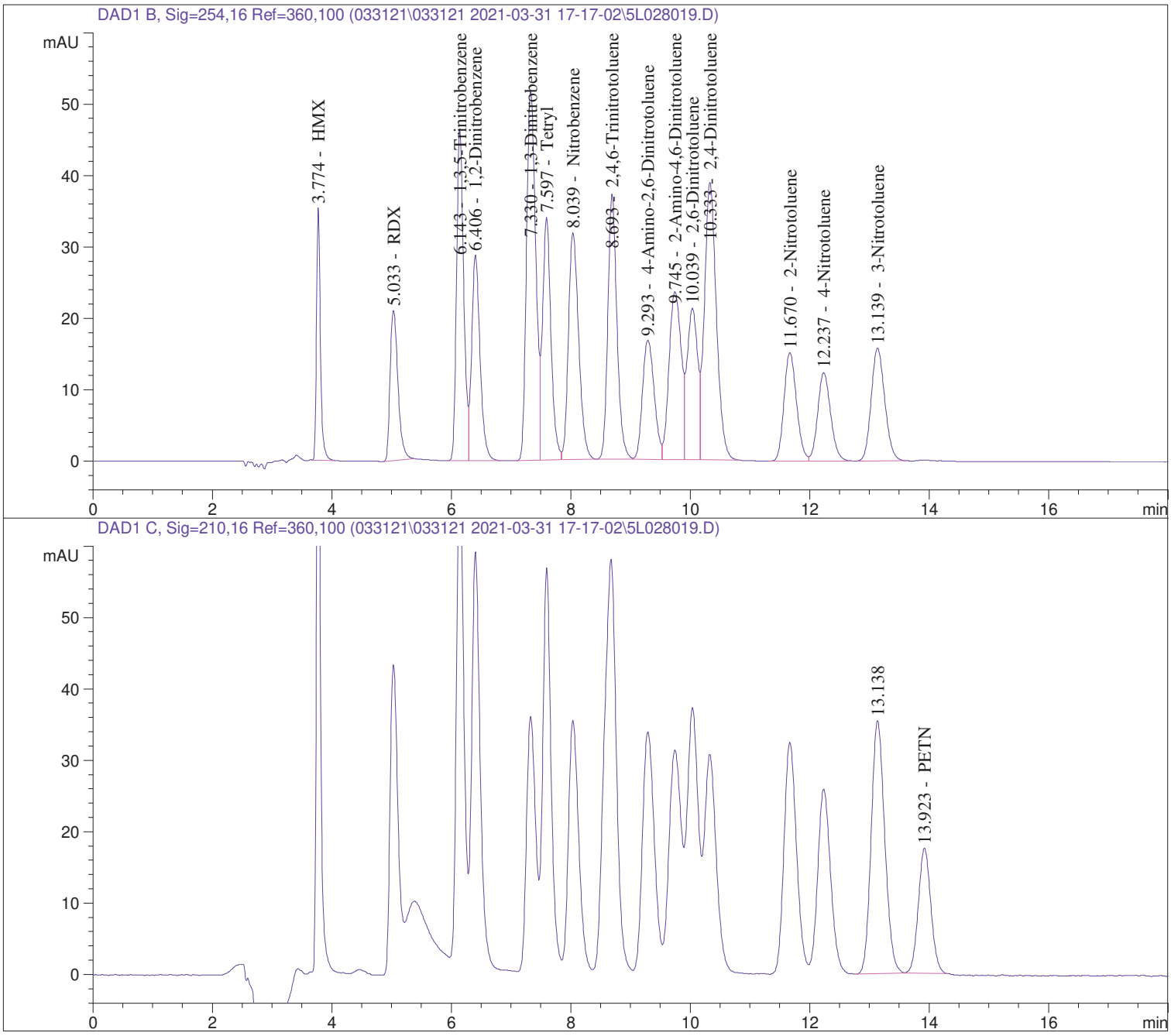

Data File C:\CHEM32\1\DATA\033121\033121 2021-03-31 17-17-02\5L028019.D
Sample Name: S1C0592-CAL2

==========

Acq. Operator : JWR Seq. Line : 2
Acq. Instrument : HPLC5 Location : Vial 2
Injection Date : 3/31/2021 5:58:08 PM Inj : 1
Inj Volume : 100 µl
Acq. Method : C:\Chem32\1\DATA\033121\033121 2021-03-31 17-17-02\8330PLUS-PETN.M
Last changed : 3/31/2021 5:16:20 PM by JWR
Analysis Method : C:\CHEM32\1\METHODS\8330PLUS-PETNDA.M
Last changed : 4/1/2021 1:36:00 PM by JWR
Method Info : OVD-SOP#HPLC02: 8330PLUS-PETN Calibration 03/31/2021

Sample Info : 1 (1000ppb "OC")

==========

==========

External Standard Report

==========

Sorted By : Signal
Calib. Data Modified : Thursday, April 01, 2021 1:35:47 PM
Multiplier : 1.0000
Dilution : 1.0000
Use Multiplier & Dilution Factor with ISTDs

Signal 1: DAD1 B, Sig=254,16 Ref=360,100

RetTime [min]	Type	Area [mAU*s]	Amt/Area	Amount [ug/L]	Grp	Name
3.774	BBA	161.08388	6.22246	1002.33774		HMX
5.033	BBA	193.63412	5.15472	998.13016		RDX
6.143	BV	382.05386	2.62083	1001.29861		1,3,5-Trinitrobenzene
6.406	VBA	282.42734	3.55151	1003.04423		1,2-Dinitrobenzene
7.330	BV	551.94391	1.81436	1001.42245		1,3-Dinitrobenzene
7.597	VV	335.85779	2.98477	1002.45793		Tetryl
8.039	VV	378.40817	2.64873	1002.30290		Nitrobenzene
8.693	VV	394.46201	2.53878	1001.45120		2,4,6-Trinitrotoluene
9.293	VV	227.96896	4.38810	1000.35068		4-Amino-2,6-Dinitrotoluene
9.745	VV	334.11481	2.99516	1000.72766		2-Amino-4,6-Dinitrotoluene
10.039	VV	259.43198	3.84932	998.63721		2,6-Dinitrotoluene
10.333	VBA	546.90057	1.82373	997.39691		2,4-Dinitrotoluene
11.670	BV	221.43564	4.52612	1002.24422		2-Nitrotoluene
12.237	VBA	186.97565	5.35900	1002.00327		4-Nitrotoluene
13.139	BBA	249.97932	4.00098	1000.16265		3-Nitrotoluene

Totals : 1.50140e4

Data File C:\CHEM32\1\DATA\033121\033121 2021-03-31 17-17-02\5L028019.D
Sample Name: S1C0592-CAL2

==========

Acq. Operator : JWR Seq. Line : 2
Acq. Instrument : HPLC5 Location : Vial 2
Injection Date : 3/31/2021 5:58:08 PM Inj : 1
Inj Volume : 100 µl
Acq. Method : C:\Chem32\1\DATA\033121\033121 2021-03-31 17-17-02\8330PLUS-PETN.M
Last changed : 3/31/2021 5:16:20 PM by JWR
Analysis Method : C:\CHEM32\1\METHODS\8330PLUS-PETNDA.M
Last changed : 4/1/2021 1:36:00 PM by JWR
Method Info : OVD-SOP#HPLC02: 8330PLUS-PETN Calibration 03/31/2021

Sample Info : 1 (1000ppb "OC")

==========

Signal 2: DAD1 C, Sig=210,16 Ref=360,100

RetTime [min]	Type	Area [mAU*s]	Amt/Area	Amount [ug/L]	Grp	Name
13.923	VBA	256.02823	3.87923	993.19317		PETN

Totals : 993.19317

==========

*** End of Report ***

Data File C:\CHEM32\1\DATA\033121\033121 2021-03-31 17-17-02\5L028020.D
Sample Name: S1C0592-CAL3

==========

Acq. Operator : JWR
Seq. Line : 3
Acq. Instrument : HPLC5
Location : Vial 3
Injection Date : 3/31/2021 6:36:17 PM
Inj : 1
Inj Volume : 100 µl
Acq. Method : C:\Chem32\1\DATA\033121\033121 2021-03-31 17-17-02\8330PLUS-PETN.M
Last changed : 3/31/2021 5:16:20 PM by JWR
Analysis Method : C:\CHEM32\1\METHODS\8330PLUS-PETNDA.M
Last changed : 4/1/2021 1:44:40 PM by JWR
Method Info : OVD-SOP#HPLC02: 8330PLUS-PETN Calibration 03/31/2021

Sample Info : 1 (500ppb "OC")

==========

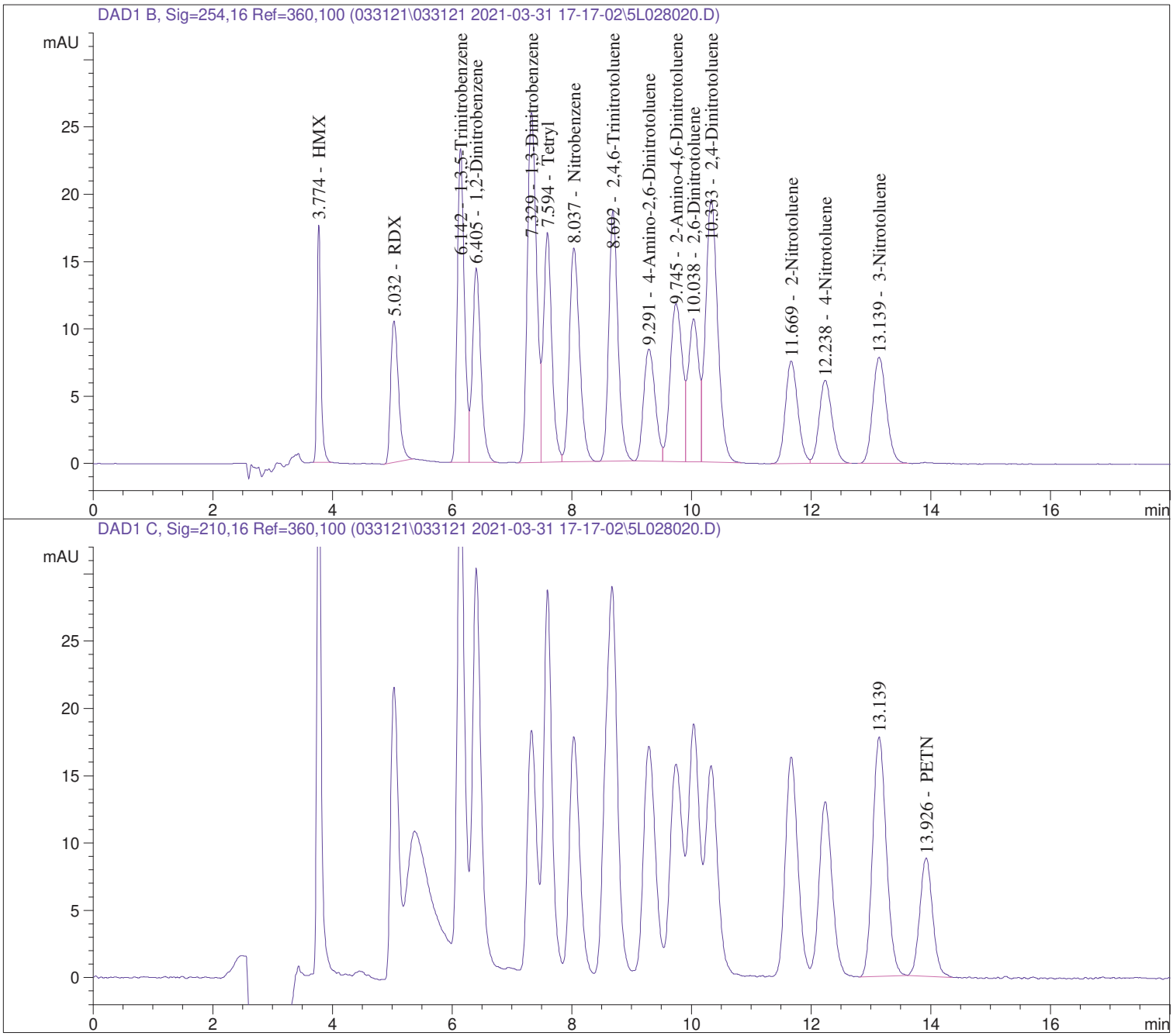

Data File C:\CHEM32\1\DATA\033121\033121 2021-03-31 17-17-02\5L028020.D
Sample Name: S1C0592-CAL3

==========

Acq. Operator : JWR Seq. Line : 3
Acq. Instrument : HPLC5 Location : Vial 3
Injection Date : 3/31/2021 6:36:17 PM Inj : 1
Inj Volume : 100 µl
Acq. Method : C:\Chem32\1\DATA\033121\033121 2021-03-31 17-17-02\8330PLUS-PETN.M
Last changed : 3/31/2021 5:16:20 PM by JWR
Analysis Method : C:\CHEM32\1\METHODS\8330PLUS-PETNDA.M
Last changed : 4/1/2021 1:44:40 PM by JWR
Method Info : OVD-SOP#HPLC02: 8330PLUS-PETN Calibration 03/31/2021

Sample Info : 1 (500ppb "OC")

==========

==========

External Standard Report

==========

Sorted By : Signal
Calib. Data Modified : Thursday, April 01, 2021 1:44:11 PM
Multiplier : 1.0000
Dilution : 1.0000
Use Multiplier & Dilution Factor with ISTDs

Signal 1: DAD1 B, Sig=254,16 Ref=360,100

RetTime [min]	Type	Area [mAU*s]	Amt/Area	Amount [ug/L]	Grp	Name
3.774	BBA	80.08501	6.20582	496.99338		HMX
5.032	BBA	95.71388	5.19120	496.87018		RDX
6.142	BV	191.43898	2.62104	501.76904		1,3,5-Trinitrobenzene
6.405	VBA	140.95694	3.55430	501.00273		1,2-Dinitrobenzene
7.329	BV	276.37772	1.81403	501.35750		1,3-Dinitrobenzene
7.594	VV	167.94156	2.98418	501.16806		Tetryl
8.037	VV	188.99406	2.64687	500.24199		Nitrobenzene
8.692	VV	196.51489	2.53526	498.21660		2,4,6-Trinitrotoluene
9.291	VV	112.32190	4.39893	494.09672		4-Amino-2,6-Dinitrotoluene
9.745	VV	166.28029	2.99877	498.63662		2-Amino-4,6-Dinitrotoluene
10.038	VV	129.84868	3.84893	499.77866		2,6-Dinitrotoluene
10.333	VBA	274.59357	1.82468	501.04554		2,4-Dinitrotoluene
11.669	BV	110.90678	4.52421	501.76597		2-Nitrotoluene
12.238	VBA	93.20029	5.36331	499.86182		4-Nitrotoluene
13.139	BBA	125.27073	4.00249	501.39488		3-Nitrotoluene

Totals : 7494.19971

Data File C:\CHEM32\1\DATA\033121\033121 2021-03-31 17-17-02\5L028020.D
Sample Name: S1C0592-CAL3

==========

Acq. Operator : JWR
Seq. Line : 3
Acq. Instrument : HPLC5
Location : Vial 3
Injection Date : 3/31/2021 6:36:17 PM
Inj : 1
Inj Volume : 100 µl
Acq. Method : C:\Chem32\1\DATA\033121\033121 2021-03-31 17-17-02\8330PLUS-PETN.M
Last changed : 3/31/2021 5:16:20 PM by JWR
Analysis Method : C:\CHEM32\1\METHODS\8330PLUS-PETNDA.M
Last changed : 4/1/2021 1:44:40 PM by JWR
Method Info : OVD-SOP#HPLC02: 8330PLUS-PETN Calibration 03/31/2021

Sample Info : 1 (500ppb "OC")

==========

Signal 2: DAD1 C, Sig=210,16 Ref=360,100

RetTime [min]	Type	Area [mAU*s]	Amt/Area	Amount [ug/L]	Grp	Name
13.926	VBA	130.54089	3.86709	504.81388		PETN

Totals : 504.81388

==========

*** End of Report ***

Data File C:\CHEM32\1\DATA\033121\033121 2021-03-31 17-17-02\5L028021.D
Sample Name: S1C0592-CAL4

==========

Acq. Operator	: JWR	Seq. Line :	4
Acq. Instrument	: HPLC5	Location :	Vial 4
Injection Date	: 3/31/2021 7:14:27 PM	Inj :	1
		Inj Volume :	100 µl

Acq. Method : C:\Chem32\1\DATA\033121\033121 2021-03-31 17-17-02\8330PLUS-PETN.M
Last changed : 3/31/2021 5:16:20 PM by JWR
Analysis Method : C:\CHEM32\1\METHODS\8330PLUS-PETNDA.M
Last changed : 4/1/2021 1:51:34 PM by JWR
Method Info : OVD-SOP#HPLC02: 8330PLUS-PETN Calibration 03/31/2021

Sample Info : 1 (100ppb "OC")

==========

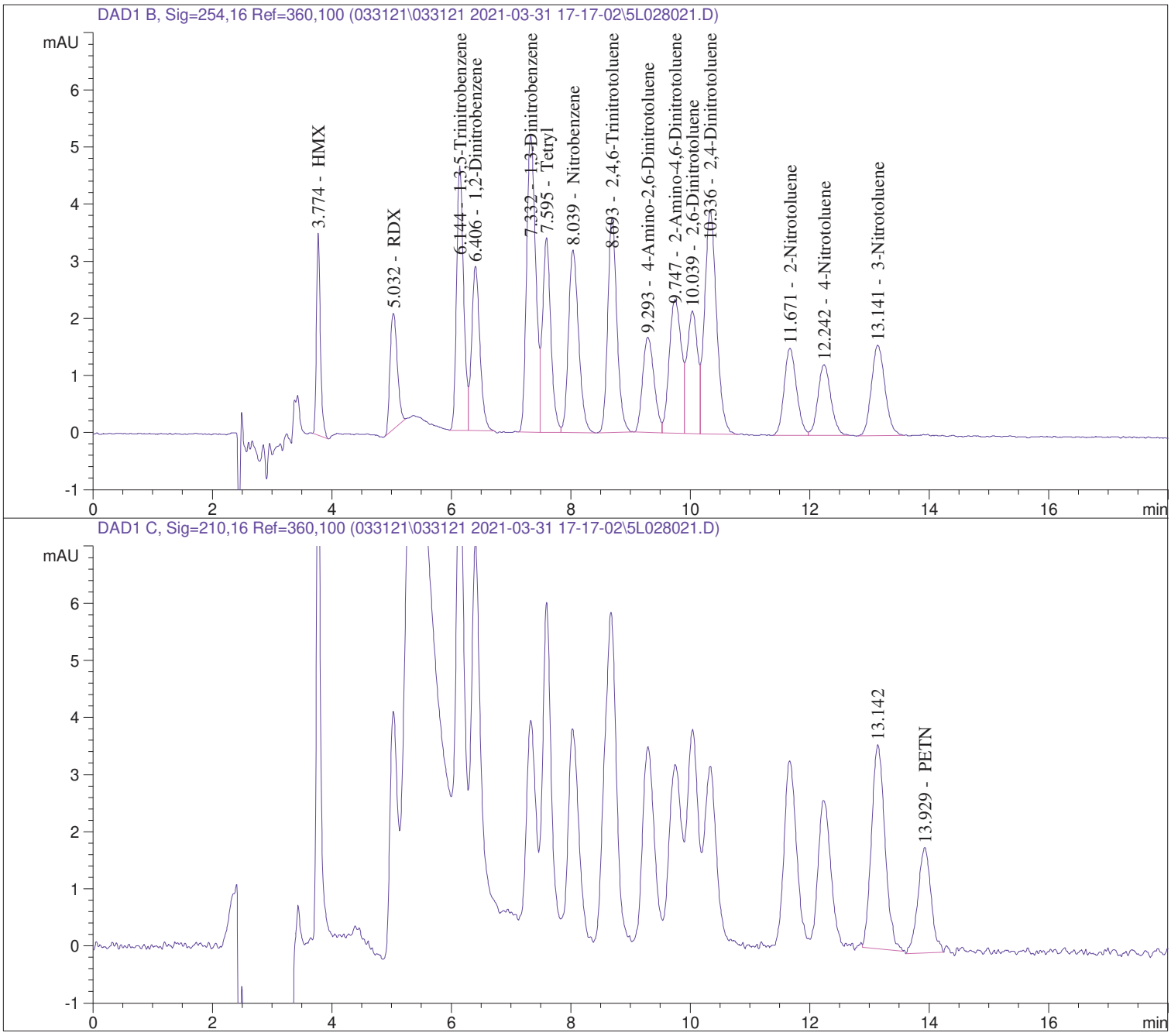

Data File C:\CHEM32\1\DATA\033121\033121 2021-03-31 17-17-02\5L028021.D
Sample Name: S1C0592-CAL4

==========

Acq. Operator : JWR
Seq. Line : 4
Acq. Instrument : HPLC5
Location : Vial 4
Injection Date : 3/31/2021 7:14:27 PM
Inj : 1
Inj Volume : 100 µl
Acq. Method : C:\Chem32\1\DATA\033121\033121 2021-03-31 17-17-02\8330PLUS-PETN.M
Last changed : 3/31/2021 5:16:20 PM by JWR
Analysis Method : C:\CHEM32\1\METHODS\8330PLUS-PETNDA.M
Last changed : 4/1/2021 1:51:34 PM by JWR
Method Info : OVD-SOP#HPLC02: 8330PLUS-PETN Calibration 03/31/2021

Sample Info : 1 (100ppb "OC")

==========

==========

External Standard Report

==========

Sorted By : Signal
Calib. Data Modified : Thursday, April 01, 2021 1:51:26 PM
Multiplier : 1.0000
Dilution : 1.0000
Use Multiplier & Dilution Factor with ISTDs

Signal 1: DAD1 B, Sig=254,16 Ref=360,100

RetTime [min]	Type	Area [mAU*s]	Amt/Area	Amount [ug/L]	Grp	Name
3.774	BBA	16.25403	6.07624	98.76336		HMX
5.032	BV	17.06433	5.52341	94.25324		RDX
6.144	BV	38.05835	2.62107	99.75356		1,3,5-Trinitrobenzene
6.406	VBA	27.81739	3.56127	99.06532		1,2-Dinitrobenzene
7.332	BV	55.00174	1.81140	99.63012		1,3-Dinitrobenzene
7.595	VV	33.26986	2.97936	99.12300		Tetryl
8.039	VBA	37.84610	2.63181	99.60385		Nitrobenzene
8.693	BV	39.96470	2.49166	99.57832		2,4,6-Trinitrotoluene
9.293	VV	22.35393	4.41265	98.64008		4-Amino-2,6-Dinitrotoluene
9.747	VV	32.91534	3.00463	98.89826		2-Amino-4,6-Dinitrotoluene
10.039	VV	26.27336	3.82335	100.45235		2,6-Dinitrotoluene
10.336	VV	54.97282	1.82102	100.10647		2,4-Dinitrotoluene
11.671	BV	22.05132	4.50461	99.33264		2-Nitrotoluene
12.242	VBA	18.71122	5.37800	100.62903		4-Nitrotoluene
13.141	BBA	25.17490	3.99678	100.61858		3-Nitrotoluene

Totals : 1488.44818

Data File C:\CHEM32\1\DATA\033121\033121 2021-03-31 17-17-02\5L028021.D
Sample Name: S1C0592-CAL4

==========

Acq. Operator : JWR
Seq. Line : 4
Acq. Instrument : HPLC5
Location : Vial 4
Injection Date : 3/31/2021 7:14:27 PM
Inj : 1
Inj Volume : 100 µl
Acq. Method : C:\Chem32\1\DATA\033121\033121 2021-03-31 17-17-02\8330PLUS-PETN.M
Last changed : 3/31/2021 5:16:20 PM by JWR
Analysis Method : C:\CHEM32\1\METHODS\8330PLUS-PETNDA.M
Last changed : 4/1/2021 1:51:34 PM by JWR
Method Info : OVD-SOP#HPLC02: 8330PLUS-PETN Calibration 03/31/2021

Sample Info : 1 (100ppb "OC")

==========

Signal 2: DAD1 C, Sig=210,16 Ref=360,100

RetTime [min]	Type	Area [mAU*s]	Amt/Area	Amount [ug/L]	Grp	Name
13.929	BV	28.28012	3.77267	106.69142		PETN

Totals : 106.69142

==========

*** End of Report ***

Data File C:\CHEM32\1\DATA\033121\033121 2021-03-31 17-17-02\5L028022.D
Sample Name: S1C0592-CAL5

==========

Acq. Operator : JWR
Seq. Line : 5
Acq. Instrument : HPLC5
Location : Vial 5
Injection Date : 3/31/2021 7:52:41 PM
Inj : 1
Inj Volume : 100 µl
Acq. Method : C:\Chem32\1\DATA\033121\033121 2021-03-31 17-17-02\8330PLUS-PETN.M
Last changed : 3/31/2021 5:16:20 PM by JWR
Analysis Method : C:\CHEM32\1\METHODS\8330PLUS-PETNDA.M
Last changed : 4/1/2021 1:59:02 PM by JWR
Method Info : OVD-SOP#HPLC02: 8330PLUS-PETN Calibration 03/31/2021

Sample Info : 1 (50ppb "OC")

==========

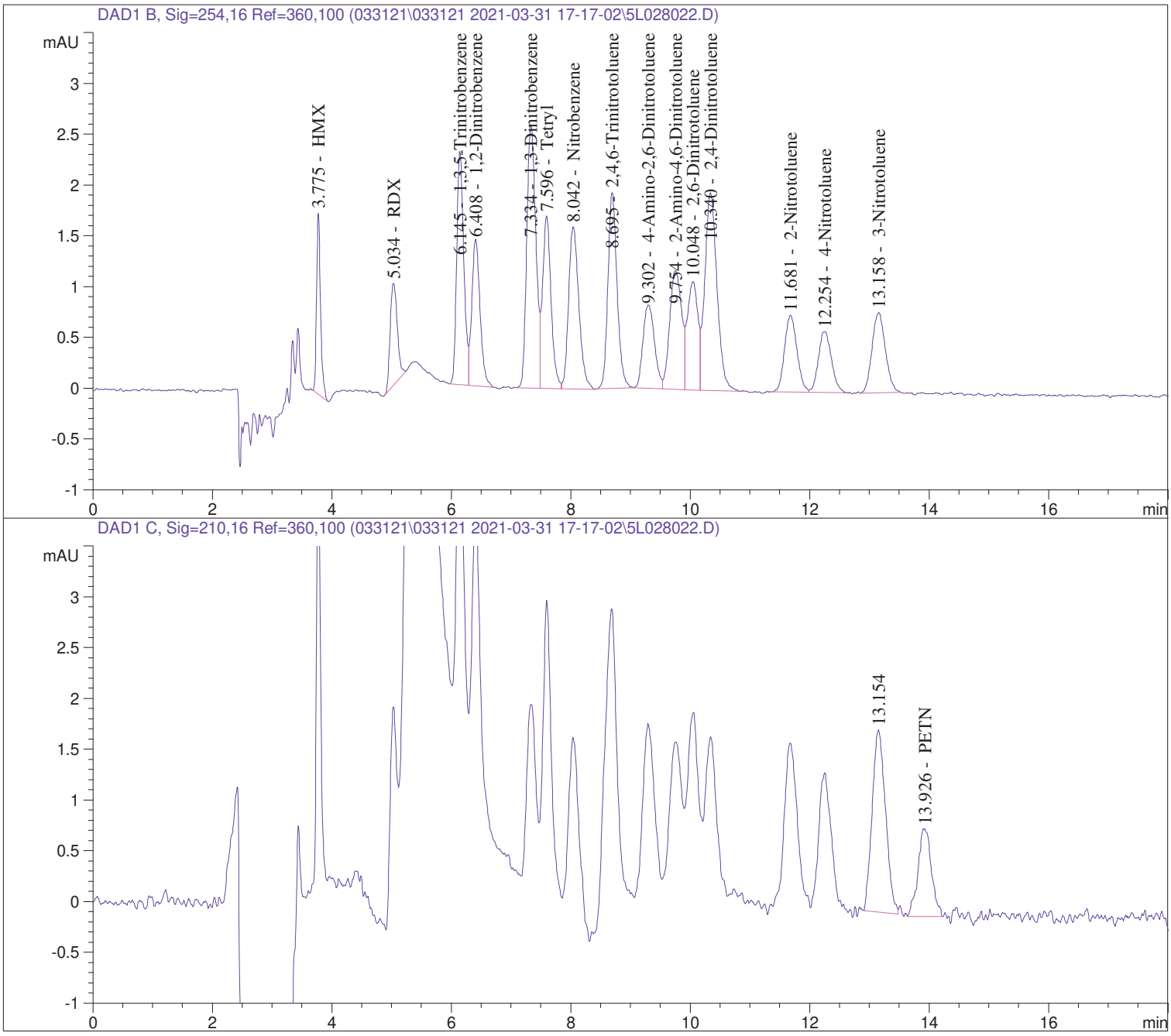

Data File C:\CHEM32\1\DATA\033121\033121 2021-03-31 17-17-02\5L028022.D
Sample Name: S1C0592-CAL5

==========

Acq. Operator : JWR Seq. Line : 5
Acq. Instrument : HPLC5 Location : Vial 5
Injection Date : 3/31/2021 7:52:41 PM Inj : 1
Inj Volume : 100 µl
Acq. Method : C:\Chem32\1\DATA\033121\033121 2021-03-31 17-17-02\8330PLUS-PETN.M
Last changed : 3/31/2021 5:16:20 PM by JWR
Analysis Method : C:\CHEM32\1\METHODS\8330PLUS-PETNDA.M
Last changed : 4/1/2021 1:59:02 PM by JWR
Method Info : OVD-SOP#HPLC02: 8330PLUS-PETN Calibration 03/31/2021

Sample Info : 1 (50ppb "OC")

==========

==========

External Standard Report

==========

Sorted By : Signal
Calib. Data Modified : Thursday, April 01, 2021 1:58:47 PM
Multiplier : 1.0000
Dilution : 1.0000
Use Multiplier & Dilution Factor with ISTDs

Signal 1: DAD1 B, Sig=254,16 Ref=360,100

RetTime [min]	Type	Area [mAU*s]	Amt/Area	Amount [ug/L]	Grp	Name
3.775	BBA	8.32549	5.92131	49.29784		HMX
5.034	BV	8.30998	5.94938	49.43924		RDX
6.145	BV	19.06912	2.62078	49.97593		1,3,5-Trinitrobenzene
6.408	VBA	13.95521	3.56701	49.77843		1,2-Dinitrobenzene
7.334	BV	27.56360	1.80813	49.83863		1,3-Dinitrobenzene
7.596	VV	16.75534	2.97346	49.82130		Tetryl
8.042	VBA	19.11004	2.61340	49.94216		Nitrobenzene
8.695	BV	20.51253	2.45593	50.37731		2,4,6-Trinitrotoluene
9.302	VV	11.09603	4.48418	49.75660		4-Amino-2,6-Dinitrotoluene
9.754	VV	16.35461	3.02611	49.49077		2-Amino-4,6-Dinitrotoluene
10.048	VV	13.24879	3.80289	50.38366		2,6-Dinitrotoluene
10.340	VBA	27.64654	1.81913	50.29264		2,4-Dinitrotoluene
11.681	BV	11.02797	4.47895	49.39368		2-Nitrotoluene
12.254	VF	9.19717	5.39875	49.65317		4-Nitrotoluene
13.158	VBA	12.29011	4.01137	49.30013		3-Nitrotoluene

Totals : 746.74148

Data File C:\CHEM32\1\DATA\033121\033121 2021-03-31 17-17-02\5L028022.D
Sample Name: S1C0592-CAL5

==========

Acq. Operator : JWR
Seq. Line : 5
Acq. Instrument : HPLC5
Location : Vial 5
Injection Date : 3/31/2021 7:52:41 PM
Inj : 1
Inj Volume : 100 µl
Acq. Method : C:\Chem32\1\DATA\033121\033121 2021-03-31 17-17-02\8330PLUS-PETN.M
Last changed : 3/31/2021 5:16:20 PM by JWR
Analysis Method : C:\CHEM32\1\METHODS\8330PLUS-PETNDA.M
Last changed : 4/1/2021 1:59:02 PM by JWR
Method Info : OVD-SOP#HPLC02: 8330PLUS-PETN Calibration 03/31/2021

Sample Info : 1 (50ppb "OC")

==========

Signal 2: DAD1 C, Sig=210,16 Ref=360,100

RetTime [min]	Type	Area [mAU*s]	Amt/Area	Amount [ug/L]	Grp	Name
13.926	VV	13.58046	3.64219	49.46260		PETN

Totals : 49.46260

==========

*** End of Report ***

Data File C:\CHEM32\1\DATA\033121\033121 2021-03-31 17-17-02\5L028023.D
Sample Name: S1C0592-CAL6

==========

Acq. Operator : JWR
Seq. Line : 6
Acq. Instrument : HPLC5
Location : Vial 6
Injection Date : 3/31/2021 8:30:49 PM
Inj : 1
Inj Volume : 100 µl
Acq. Method : C:\Chem32\1\DATA\033121\033121 2021-03-31 17-17-02\8330PLUS-PETN.M
Last changed : 3/31/2021 5:16:20 PM by JWR
Analysis Method : C:\CHEM32\1\METHODS\8330PLUS-PETNDA.M
Last changed : 4/1/2021 2:08:06 PM by JWR
Method Info : OVD-SOP#HPLC02: 8330PLUS-PETN Calibration 03/31/2021

Sample Info : 1 (25ppb "OC")

==========

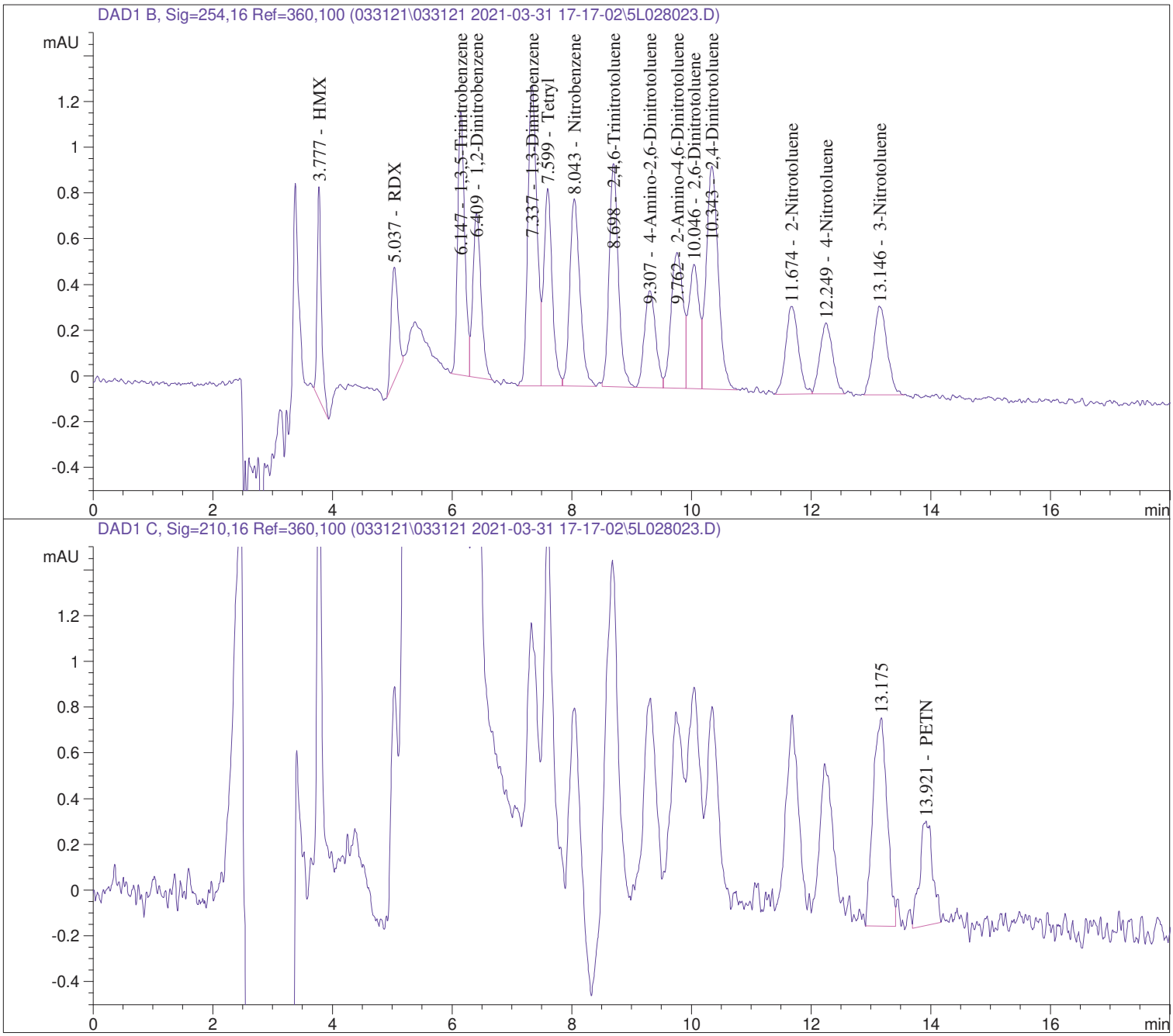

Data File C:\CHEM32\1\DATA\033121\033121 2021-03-31 17-17-02\5L028023.D
Sample Name: S1C0592-CAL6

==========

Acq. Operator : JWR
Seq. Line : 6
Acq. Instrument : HPLC5
Location : Vial 6
Injection Date : 3/31/2021 8:30:49 PM
Inj : 1
Inj Volume : 100 µl
Acq. Method : C:\Chem32\1\DATA\033121\033121 2021-03-31 17-17-02\8330PLUS-PETN.M
Last changed : 3/31/2021 5:16:20 PM by JWR
Analysis Method : C:\CHEM32\1\METHODS\8330PLUS-PETNDA.M
Last changed : 4/1/2021 2:08:06 PM by JWR
Method Info : OVD-SOP#HPLC02: 8330PLUS-PETN Calibration 03/31/2021

Sample Info : 1 (25ppb "OC")

==========

==========

External Standard Report

==========

Sorted By : Signal
Calib. Data Modified : Thursday, April 01, 2021 2:07:58 PM
Multiplier : 1.0000
Dilution : 1.0000
Use Multiplier & Dilution Factor with ISTDs

Signal 1: DAD1 B, Sig=254,16 Ref=360,100

RetTime [min]	Type	Area [mAU*s]	Amt/Area	Amount [ug/L]	Grp	Name
3.777	BBA	4.54842	5.65757	25.73302		HMX
5.037	BV	3.88141	6.90521	26.80196		RDX
6.147	BV	9.48840	2.62717	24.92762		1,3,5-Trinitrobenzene
6.409	VBA	6.87514	3.63047	24.95995		1,2-Dinitrobenzene
7.337	BV	13.92734	1.80172	25.09317		1,3-Dinitrobenzene
7.599	VV	8.51359	2.96194	25.21675		Tetryl
8.043	VV	9.73033	2.57754	25.08036		Nitrobenzene
8.698	VV	10.41791	2.37778	24.77146		2,4,6-Trinitrotoluene
9.307	VV	5.56906	4.56995	25.45031		4-Amino-2,6-Dinitrotoluene
9.762	VV	8.34248	3.05317	25.47102		2-Amino-4,6-Dinitrotoluene
10.046	VV	6.58004	3.74916	24.66962		2,6-Dinitrotoluene
10.343	VBA	13.67817	1.81242	24.79054		2,4-Dinitrotoluene
11.674	BV	5.72113	4.43241	25.35839		2-Nitrotoluene
12.249	VV	4.59418	5.43801	24.98317		4-Nitrotoluene
13.146	BBA	6.22419	4.02293	25.03947		3-Nitrotoluene

Totals : 378.34679

Data File C:\CHEM32\1\DATA\033121\033121 2021-03-31 17-17-02\5L028023.D
Sample Name: S1C0592-CAL6

==========

Acq. Operator : JWR
Seq. Line : 6
Acq. Instrument : HPLC5
Location : Vial 6
Injection Date : 3/31/2021 8:30:49 PM
Inj : 1
Inj Volume : 100 µl
Acq. Method : C:\Chem32\1\DATA\033121\033121 2021-03-31 17-17-02\8330PLUS-PETN.M
Last changed : 3/31/2021 5:16:20 PM by JWR
Analysis Method : C:\CHEM32\1\METHODS\8330PLUS-PETNDA.M
Last changed : 4/1/2021 2:08:06 PM by JWR
Method Info : OVD-SOP#HPLC02: 8330PLUS-PETN Calibration 03/31/2021

Sample Info : 1 (25ppb "OC")

==========

Signal 2: DAD1 C, Sig=210,16 Ref=360,100

RetTime [min]	Type	Area [mAU*s]	Amt/Area	Amount [ug/L]	Grp	Name
13.921	VV	6.92459	3.40091	23.54989		PETN

Totals : 23.54989

==========

*** End of Report ***

Data File C:\CHEM32\1\DATA\033121\033121 2021-03-31 17-17-02\5L028024.D
Sample Name: S1C0592-ICV1

==========

Acq. Operator : JWR
Seq. Line : 7
Acq. Instrument : HPLC5
Location : Vial 7
Injection Date : 3/31/2021 9:09:05 PM
Inj : 1
Inj Volume : 100 µl
Acq. Method : C:\Chem32\1\DATA\033121\033121 2021-03-31 17-17-02\8330PLUS-PETN.M
Last changed : 3/31/2021 5:16:20 PM by JWR
Analysis Method : C:\CHEM32\1\METHODS\8330PLUS-PETNDA.M
Last changed : 4/1/2021 2:15:16 PM by JWR
Method Info : OVD-SOP#HPLC02: 8330PLUS-PETN Calibration 03/31/2021

Sample Info : 1 (500ppb "OC")

==========

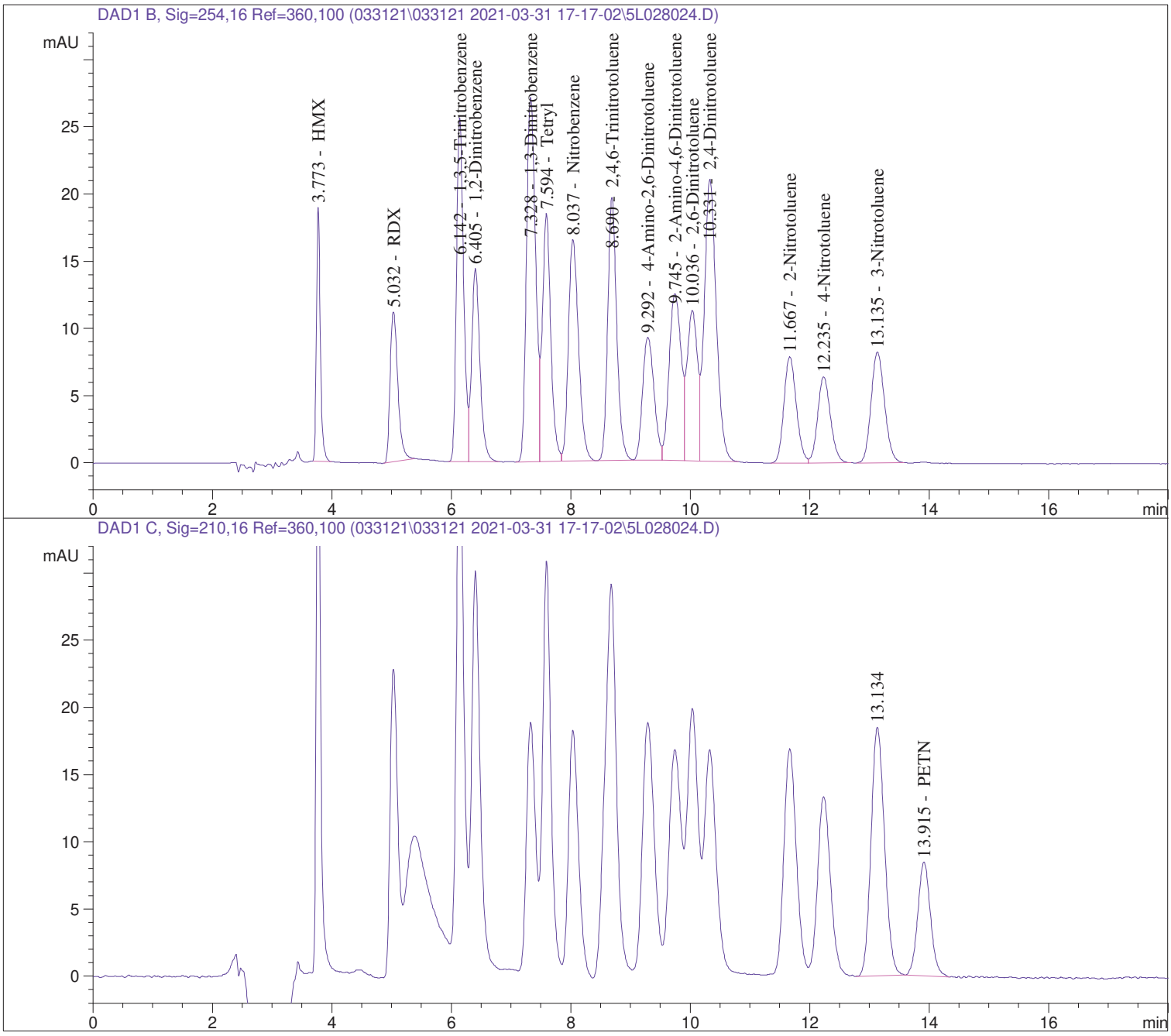

Data File C:\CHEM32\1\DATA\033121\033121 2021-03-31 17-17-02\5L028024.D
Sample Name: S1C0592-ICV1

==========

Acq. Operator : JWR Seq. Line : 7
Acq. Instrument : HPLC5 Location : Vial 7
Injection Date : 3/31/2021 9:09:05 PM Inj : 1
Inj Volume : 100 µl
Acq. Method : C:\Chem32\1\DATA\033121\033121 2021-03-31 17-17-02\8330PLUS-PETN.M
Last changed : 3/31/2021 5:16:20 PM by JWR
Analysis Method : C:\CHEM32\1\METHODS\8330PLUS-PETNDA.M
Last changed : 4/1/2021 2:15:16 PM by JWR
Method Info : OVD-SOP#HPLC02: 8330PLUS-PETN Calibration 03/31/2021

Sample Info : 1 (500ppb "OC")

==========

==========

External Standard Report

==========

Sorted By : Signal
Calib. Data Modified : Thursday, April 01, 2021 2:07:58 PM
Multiplier : 1.0000
Dilution : 1.0000
Use Multiplier & Dilution Factor with ISTDs

Signal 1: DAD1 B, Sig=254,16 Ref=360,100

RetTime [min]	Type	Area [mAU*s]	Amt/Area	Amount [ug/L]	Grp	Name
3.773	BBA	85.31631	6.20793	529.63732		HMX
5.032	BBA	101.02442	5.18751	524.06501		RDX
6.142	BV	209.65569	2.62145	549.60136		1,3,5-Trinitrobenzene
6.405	VBA	140.17809	3.55790	498.73915		1,2-Dinitrobenzene
7.328	BV	285.53278	1.81405	517.97052		1,3-Dinitrobenzene
7.594	VV	180.80354	2.98425	539.56337		Tetryl
8.037	VV	195.01576	2.64695	516.19683		Nitrobenzene
8.690	VV	204.95653	2.53798	520.17608		2,4,6-Trinitrotoluene
9.292	VV	122.23077	4.40560	538.50010		4-Amino-2,6-Dinitrotoluene
9.745	VV	173.77637	3.00058	521.42947		2-Amino-4,6-Dinitrotoluene
10.036	VV	136.12360	3.85074	524.17653		2,6-Dinitrotoluene
10.331	VBA	292.16922	1.82508	533.23240		2,4-Dinitrotoluene
11.667	BV	114.41425	4.52428	517.64205		2-Nitrotoluene
12.235	VBA	96.13129	5.36331	515.58217		4-Nitrotoluene
13.135	BBA	129.34666	4.00411	517.91789		3-Nitrotoluene

Totals : 7864.43025

Data File C:\CHEM32\1\DATA\033121\033121 2021-03-31 17-17-02\5L028024.D
Sample Name: S1C0592-ICV1

==========

Acq. Operator : JWR
Seq. Line : 7
Acq. Instrument : HPLC5
Location : Vial 7
Injection Date : 3/31/2021 9:09:05 PM
Inj : 1
Inj Volume : 100 µl
Acq. Method : C:\Chem32\1\DATA\033121\033121 2021-03-31 17-17-02\8330PLUS-PETN.M
Last changed : 3/31/2021 5:16:20 PM by JWR
Analysis Method : C:\CHEM32\1\METHODS\8330PLUS-PETNDA.M
Last changed : 4/1/2021 2:15:16 PM by JWR
Method Info : OVD-SOP#HPLC02: 8330PLUS-PETN Calibration 03/31/2021

Sample Info : 1 (500ppb "OC")

==========

Signal 2: DAD1 C, Sig=210,16 Ref=360,100

RetTime [min]	Type	Area [mAU*s]	Amt/Area	Amount [ug/L]	Grp	Name
13.915	VV	125.10968	3.86596	483.66903		PETN

Totals : 483.66903

==========

*** End of Report ***

Data File C:\CHEM32\1\DATA\033121\033121 2021-03-31 17-17-02\5L028035.D
Sample Name: S1C0592-CCV1

==========

Acq. Operator : JWR
Seq. Line : 18
Acq. Instrument : HPLC5
Location : Vial 3
Injection Date : 4/1/2021 4:09:11 AM
Inj : 1
Inj Volume : 100 µl
Acq. Method : C:\Chem32\1\DATA\033121\033121 2021-03-31 17-17-02\8330PLUS-PETN.M
Last changed : 3/31/2021 5:16:20 PM by JWR
Analysis Method : C:\CHEM32\1\METHODS\8330PLUS-PETNDA.M
Last changed : 4/1/2021 2:34:24 PM by JWR
Method Info : OVD-SOP#HPLC02: 8330PLUS-PETN Calibration 03/31/2021

Sample Info : 1 (500ppb "OC")

==========

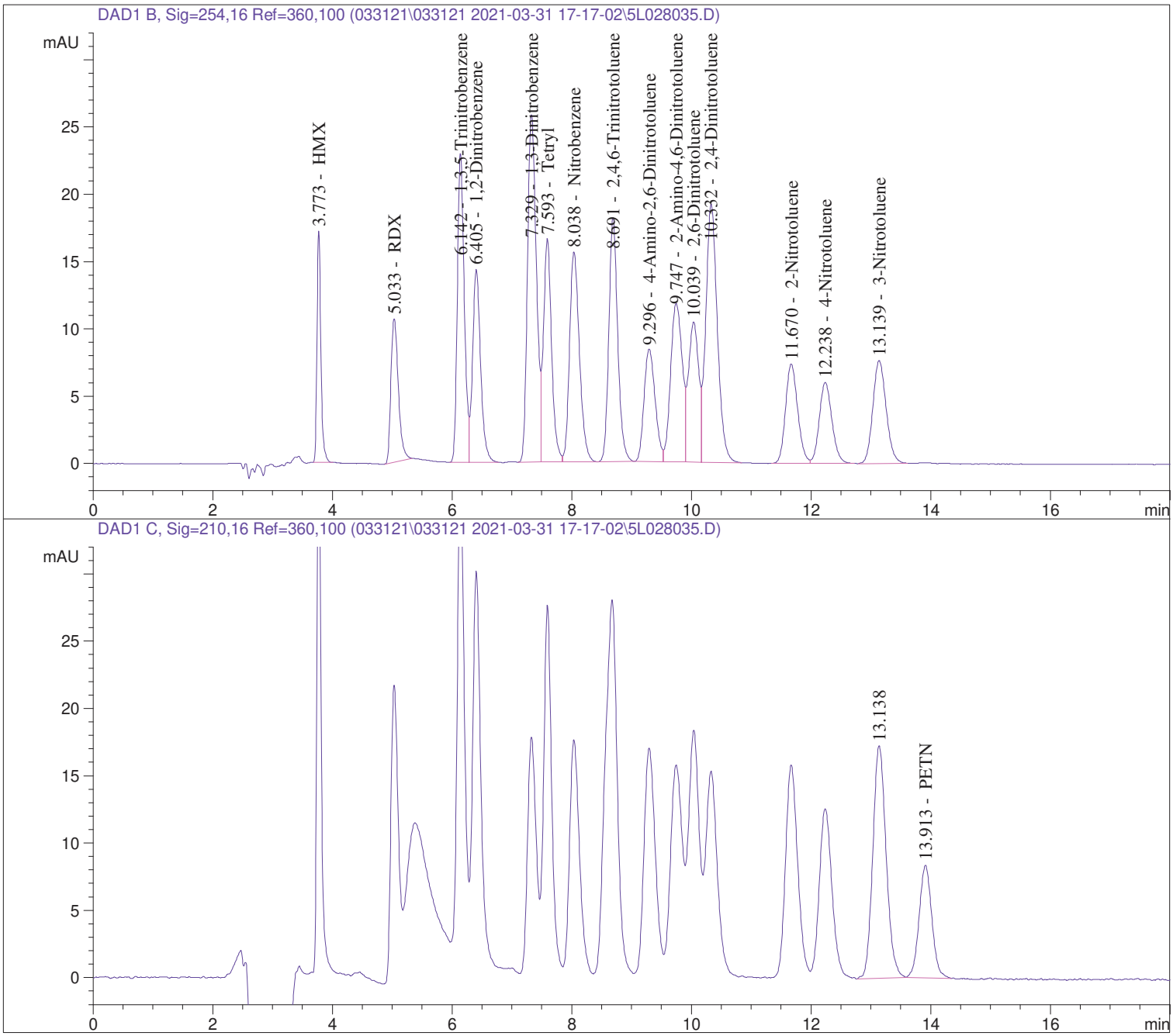

Data File C:\CHEM32\1\DATA\033121\033121 2021-03-31 17-17-02\5L028035.D
Sample Name: S1C0592-CCV1

==========

Acq. Operator : JWR Seq. Line : 18
Acq. Instrument : HPLC5 Location : Vial 3
Injection Date : 4/1/2021 4:09:11 AM Inj : 1
Inj Volume : 100 µl
Acq. Method : C:\Chem32\1\DATA\033121\033121 2021-03-31 17-17-02\8330PLUS-PETN.M
Last changed : 3/31/2021 5:16:20 PM by JWR
Analysis Method : C:\CHEM32\1\METHODS\8330PLUS-PETNDA.M
Last changed : 4/1/2021 2:34:24 PM by JWR
Method Info : OVD-SOP#HPLC02: 8330PLUS-PETN Calibration 03/31/2021

Sample Info : 1 (500ppb "OC")

==========

==========

External Standard Report

==========

Sorted By : Signal
Calib. Data Modified : Thursday, April 01, 2021 2:07:58 PM
Multiplier : 1.0000
Dilution : 1.0000
Use Multiplier & Dilution Factor with ISTDs

Signal 1: DAD1 B, Sig=254,16 Ref=360,100

RetTime [min]	Type	Area [mAU*s]	Amt/Area	Amount [ug/L]	Grp	Name
3.773	BBA	76.40760	6.20431	474.05657		HMX
5.033	BBA	91.13274	5.19496	473.43070		RDX
6.142	BV	183.02959	2.62149	479.80966		1,3,5-Trinitrobenzene
6.405	VBA	134.24673	3.55806	477.65821		1,2-Dinitrobenzene
7.329	BV	264.33792	1.81400	479.50861		1,3-Dinitrobenzene
7.593	VV	158.78760	2.98410	473.83797		Tetryl
8.038	VV	178.90425	2.64662	473.49175		Nitrobenzene
8.691	VV	186.73866	2.53715	473.78316		2,4,6-Trinitrotoluene
9.296	VV	108.01854	4.40663	475.99819		4-Amino-2,6-Dinitrotoluene
9.747	VV	159.98570	3.00081	480.08609		2-Amino-4,6-Dinitrotoluene
10.039	VV	124.20621	3.85024	478.22431		2,6-Dinitrotoluene
10.332	VBA	260.42609	1.82500	475.27888		2,4-Dinitrotoluene
11.670	BV	104.65101	4.52383	473.42322		2-Nitrotoluene
12.238	VBA	88.57510	5.36363	475.08424		4-Nitrotoluene
13.139	BBA	118.32587	4.00420	473.79996		3-Nitrotoluene

Totals : 7137.47152

Data File C:\CHEM32\1\DATA\033121\033121 2021-03-31 17-17-02\5L028035.D
Sample Name: S1C0592-CCV1

==========

Acq. Operator : JWR
Seq. Line : 18
Acq. Instrument : HPLC5
Location : Vial 3
Injection Date : 4/1/2021 4:09:11 AM
Inj : 1
Inj Volume : 100 µl
Acq. Method : C:\Chem32\1\DATA\033121\033121 2021-03-31 17-17-02\8330PLUS-PETN.M
Last changed : 3/31/2021 5:16:20 PM by JWR
Analysis Method : C:\CHEM32\1\METHODS\8330PLUS-PETNDA.M
Last changed : 4/1/2021 2:34:24 PM by JWR
Method Info : OVD-SOP#HPLC02: 8330PLUS-PETN Calibration 03/31/2021

Sample Info : 1 (500ppb "OC")

==========

Signal 2: DAD1 C, Sig=210,16 Ref=360,100

RetTime [min]	Type	Area [mAU*s]	Amt/Area	Amount [ug/L]	Grp	Name
13.913	VBA	123.50488	3.86561	477.42119		PETN

Totals : 477.42119

==========

*** End of Report ***

Data File C:\CHEM32\1\DATA\033121\033121 2021-03-31 17-45-20\6L0008553.D
Sample Name: S1C0593-CAL1

==========

Acq. Operator : JWR
Seq. Line : 1
Acq. Instrument : HPLC6
Location : 1
Injection Date : 3/31/2021 5:48:08 PM
Inj : 1
Inj Volume : 100.000 µl
Acq. Method : C:\Chem32\1\Data\033121\033121 2021-03-31 17-45-20\8330.M
Last changed : 3/31/2021 5:45:20 PM by JWR
Analysis Method : C:\CHEM32\1\METHODS\8330DATA.M
Last changed : 4/1/2021 10:38:56 PM by JWR
Method Info : OVD-SOP#HPLC02 : 8330 Calibration 03/31/2021

Sample Info : 1 (2500ppb)

==========

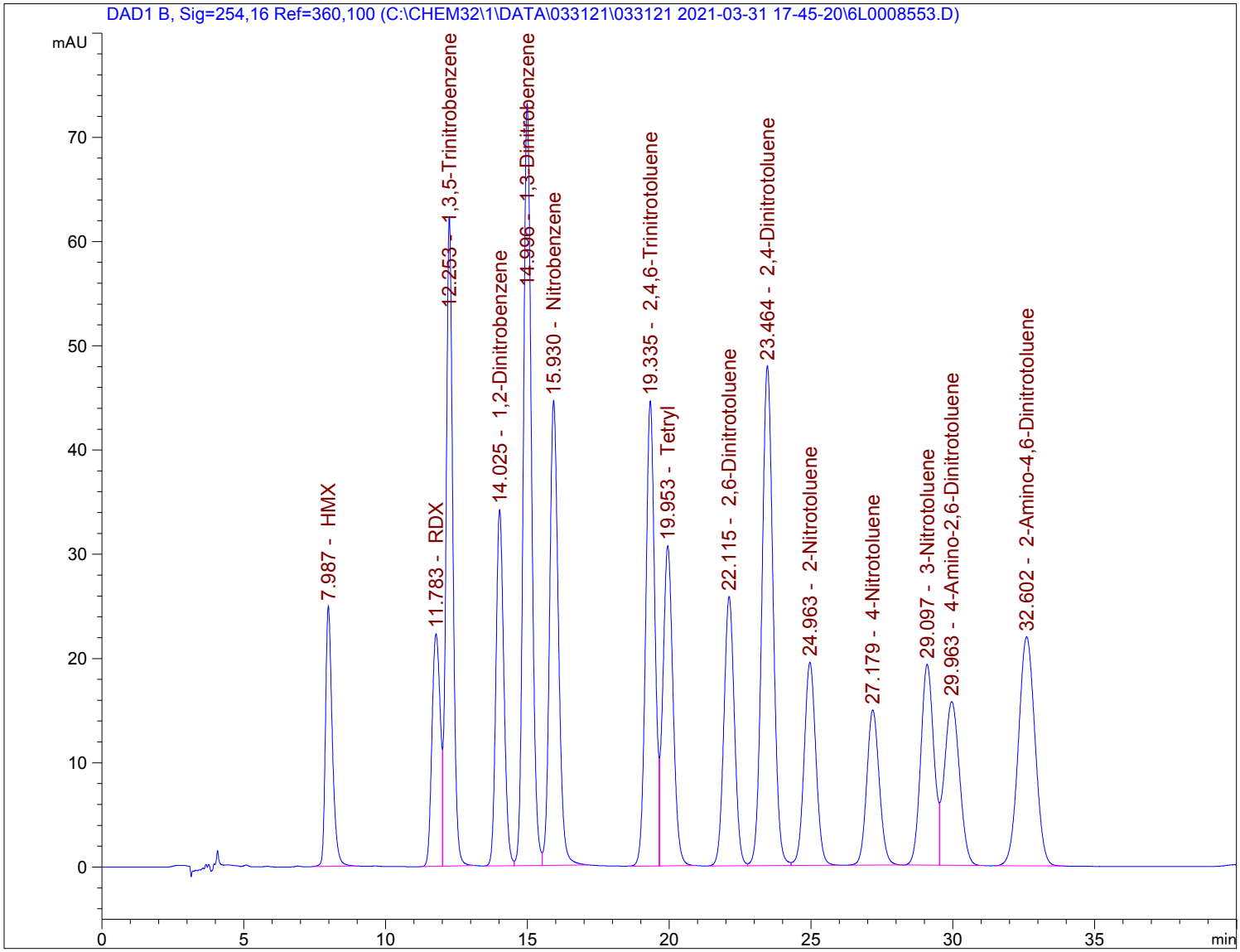

Data File C:\CHEM32\1\DATA\033121\033121 2021-03-31 17-45-20\6L0008553.D
Sample Name: S1C0593-CAL1

==========

Acq. Operator : JWR
Seq. Line : 1
Acq. Instrument : HPLC6
Location : 1
Injection Date : 3/31/2021 5:48:08 PM
Inj : 1
Inj Volume : 100.000 µl
Acq. Method : C:\Chem32\1\Data\033121\033121 2021-03-31 17-45-20\8330.M
Last changed : 3/31/2021 5:45:20 PM by JWR
Analysis Method : C:\CHEM32\1\METHODS\8330DATA.M
Last changed : 4/1/2021 10:38:56 PM by JWR
Method Info : OVD-SOP#HPLC02 : 8330 Calibration 03/31/2021

Sample Info : 1 (2500ppb)

==========

==========

External Standard Report

==========

Sorted By : Signal
Calib. Data Modified : Thursday, April 01, 2021 10:38:43 PM
Multiplier : 1.0000
Dilution : 1.0000
Do not use Multiplier & Dilution Factor with ISTDs

Signal 1: DAD1 B, Sig=254,16 Ref=360,100

RetTime [min]	Type	Area [mAU*s]	Amt/Area	Amount [ug/L]	Grp	Name
7.987	BBA	416.07462	5.97442	2485.80326		HMX
11.783	BV	452.15326	5.51525	2493.73795		RDX
12.253	VBA	1040.80347	2.39860	2496.46757		1,3,5-Trinitrobenzene
14.025	BV	660.51001	3.78005	2496.75850		1,2-Dinitrobenzene
14.996	VV	1461.89624	1.70752	2496.22043		1,3-Dinitrobenzene
15.930	VBA	960.26160	2.59951	2496.20510		Nitrobenzene
19.335	VV	997.40802	2.50204	2495.55960		2,4,6-Trinitrotoluene
19.953	VBA	762.61792	3.28012	2501.48145		Tetryl
22.115	BV	663.05798	3.76543	2496.70066		2,6-Dinitrotoluene
23.464	VV	1317.32104	1.89532	2496.74177		2,4-Dinitrotoluene
24.963	VBA	561.99573	4.44535	2498.27018		2-Nitrotoluene
27.179	BV	457.93475	5.45137	2496.37160		4-Nitrotoluene
29.097	VV	623.39941	4.00420	2496.21832		3-Nitrotoluene
29.963	VBA	584.76221	4.27422	2499.40518		4-Amino-2,6-Dinitrotoluene
32.602	BBA	894.48169	2.79030	2495.86808		2-Amino-4,6-Dinitrotoluene

Totals : 3.74418e4

1 Warnings or Errors :

Warning : Calibration warnings (see calibration table listing)

==========

*** End of Report ***